Arizona Department of Environmental Quality
400 West Congress Street, Suite 433
Tucson, Arizona 85701

September 28, 2018

Draft Remedial Investigation Report

Highway 260 and Johnson Lane
Pinetop-Lakeside, Arizona

Prepared by:

Pinyon Environmental, Inc.
3222 South Vance Street
Suite 200
Lakewood, Colorado 80227

Pinyon Project No.:

717100604.5206

ADEQ Contract Number:

ADEQ14-077532:20

Table of Contents

Executive Summary i
1. Introduction 1
1.1 Scope and Objectives 1
1.2 Site Background 1
1.3 Site History 2
1.4 Contaminants of Concern 3
2. Site Characteristics 4
2.1 Topography 4
2.2 Climate 4
2.3 Surficial Soil 5
2.4 Geology 5
2.4.1 Regional Geologic Setting 5
2.4.2 Site Geology 5
2.5 Hydrogeology 6
2.6 Ecology 7
3. Investigation Activities 8
3.1 Preliminary Investigation 8
3.1.1 Historical Investigation – Former Rawhide Motors 8
3.1.2 Historical Investigation – Williams Body Shop 9
3.1.3 Groundwater Monitoring 9
3.1.4 PI Conclusions 10
3.2 Remedial Investigation 10
3.2.1 Potential Receptor Survey 10
3.2.2 Groundwater Monitoring Well Installation 10
3.2.3 Site-Wide Groundwater Sampling 11
3.2.4 Surface Water Sampling 15
3.2.5 Soil-Gas Investigation 15
3.2.6 Indoor Air Quality Sampling 18
4. Results 19
4.1 Source Characteristics 19
4.2 Extent of Impacts 19
4.2.1 Soil Gas Extent of Impacts 19
4.2.2 Soil Extent of Impacts 20
4.2.3 Groundwater Extent of Impacts 20
4.3 Conceptual Site Model 21

Table of Contents (continued)

5. Risk Evaluation 23
   5.1 Environmental Hazards 23
   5.2 Potential Receptors 23
   5.3 Migration Pathways 23
      5.3.1 Vapor Pathways 23
      5.3.2 Soil Pathways 25
      5.3.3 Surface Water Pathways 25
      5.3.4 Groundwater Pathways 25
   5.4 Ecological Risk Evaluation 26
6. Land and Water Use 27
   6.1 Current and Projected Land Use 27
   6.2 Current and Projected Groundwater Use 27
   6.3 Current and Projected Surface Water Use 27
7. Conclusions 28
8. References 29
9. Limitations 31

Table of Contents (continued)

Tables

Table 1 – Groundwater Analytical Results
Table 2 – Well Construction Information
Table 3 – Groundwater Elevation Data
Table 4 – Groundwater Sampling Methods
Table 5 – Soil-Gas Sampling Analytical Results
Table 6 – Indoor Air Sampling Analytical Results

Figures

Figure 1 – Site Location
Figure 2 – Community Involvement Area
Figure 3 – Site Layout
Figure 4 – Groundwater Monitoring Well Locations
Figure 5 – Location of Hydrogeologic Cross Section
Figure 6 – Hydrogeologic Cross Section A'-A
Figure 7 – Hydrogeologic Cross Section B'-B
Figure 8 – Groundwater Elevation and Potentiometric Surface – October 2016
Figure 9 – Groundwater Elevation and Potentiometric Surface – February 2017
Figure 10 – Groundwater Elevation and Potentiometric Surface – April 2017
Figure 11 – Groundwater Elevation and Potentiometric Surface – December 2017
Figure 12 – Groundwater Elevation and Potentiometric Surface – March 2018
Figure 13 – Projected PCE Impacts to Groundwater – October 2016
Figure 14 – Projected PCE Impacts to Groundwater – April 2017
Figure 15 – Projected PCE Impacts to Groundwater – December 2017
Figure 16 – Projected PCE Impacts to Groundwater – March 2018
Figure 17 – Rainbow Lake Water Assessment Sample Location Map
Figure 18 – MIP and Soil-Gas Results – Former Rawhide Motors January 2017
Figure 19 – MIP and Soil-Gas Results – Earl's Property January 2017
Figure 20 – Soil-Gas Sampling Results – Earl's Property May 2017
Figure 21 – PCE Soil-Gas Sampling Results – September 2017
Figure 22 – Indoor Air Sampling Results – December 2017
Figure 23 –Vertical Groundwater PCE Impacts A-A' – December 2017
Figure 24 –Vertical Groundwater PCE Impacts A-A' – March 2018
Figure 25 – Conceptual Site Model

Table of Contents (continued)

Appendices

Appendix A – Laboratory Analytical Reports – Soil Gas
Appendix B – Laboratory Analytical Reports – Groundwater and Surface Water
Appendix C – Laboratory Analytical Reports – Indoor Air
Appendix D – Threatened and Endangered Species Table
Appendix E – Potential Receptors
Appendix F – Boring Logs and Well Completion Diagrams
Appendix G – Concentration vs Time Plots
Appendix H – Geochemical Groundwater Sampling Results
Appendix I – Laboratory Analytical Reports – MIP and Soil Gas
Appendix J – Soil Gas to Soil Concentration Calculations
Appendix K – Land and Water Use Study

Acronyms and Abbreviations

A.A.C.	Arizona Administrative Code
ADEQ	Arizona Department of Environmental Quality
ADWR	Arizona Department of Water Resources
AFY	Acre feet per year
AMA	Active Management Area
amsl	Above mean sea level
ASRAC	Arizona Superfund Response Action Contract
AWQS	Aquifer Water Quality Standards
AZPDES	Arizona Pollutant Discharge Elimination System
bgs	Below ground surface
BTEX	Benzene, toluene, ethylbenzene and xylenes
CERCLA	Comprehensive Environmental Response, Compensation, and Liability Act
cis-1,2-DCE	Cis-1,2-Dichloroethene
COC	Contaminant of Concern
CSM	Conceptual Site Model
CVOC	Chlorinated Volatile Organic Compound
DNAPL	Dense Non-Aqueous Phase Liquids
EDB	Ethylene Dibromide
EPA	United States Environmental Protection Agency
ERA	Early Response Action
FSP	Field Sampling Plan
FS	Feasibility Study
ft	feet
ft/day	feet per day
ft/ft	feet per foot
GAC	Granular Activated Carbon
gpm	gallons per minute
g/cm^3	grams per cubic centimeter
HAP	Hazardous Air Pollutant
IDW	Investigation Derived Waste
lbs	pounds
LUST	Leaking Underground Storage Tank
mg/kg	milligrams per kilogram
mg/L	milligrams per liter
mg/m^3	milligrams per cubic meter
MTBE	Methyl tertiary butyl ether
NPDES	National Pollutant Discharge Elimination System
O&M	Operation & Maintenance
PCE	Tetrachloroethene or tetrachloroethylene
PDB	Passive Diffusion Bag
PID	Photoionization Detector
ppmv	parts per million by volume
PVC	Polyvinyl chloride
QA/QC	Quality Assurance/Quality Control
QAPP	Quality Assurance Project Plan
RI	Remedial Investigation
RO	Remedial Objective
RSL	Regional Screening Level
scfm	standard cubic feet per minute

Acronyms and Abbreviations (continued)

SGSL	Soil Gas Screening Level
SRL	Soil Remediation Levels
SVE	Soil Vapor Extraction
TCE	Trichloroethene or trichloroethylene
TOC	Total Organic Carbon
TPH	Total Petroleum Hydrocarbons
UST	Underground Storage Tank
µg/L	micrograms per liter
VOC	Volatile Organic Compound
WQARF	Water Quality Assurance Revolving Fund
1,2-DCA	1,2-Dichloroethane
1,1-DCE	1,1-Dichloroethene or 1,1-dichloroethylene

Executive Summary

Pinyon Environmental, Inc. (Pinyon) has prepared this Draft Remedial Investigation (RI) report for the Highway 260 and Johnson Lane Site (the Site) located in Pinetop-Lakeside, Arizona. Pinyon was contracted by the Arizona Department of Environmental Quality (ADEQ) to prepare this report as part of Task Order ADEQ14-077532:20. The Site was placed on the Water Quality Assurance Revolving Fund (WQARF) registry in June 2016. Investigative activities for the Preliminary Investigation (PI) were conducted in 2015 and investigative activities for the RI were conducted between 2016 and 2018.

In 2004, ADEQ initiated a preliminary investigation at the Blue Ridge Unified School District (BRUSD) campus at 1200 West White Mountain Blvd to investigate historical reports of contamination at the property. Sample results did not show evidence of a contaminant release and ADEQ issued a No Further Investigation or Action (NFIA) letter in May 2005. However, ADEQ maintained the BRUSD site on the WQARF PI list for possible future reconsideration. Subsequent sampling in 2015 confirmed previous results at the BRUSD site though tetrachloroethene (PCE) was discovered in groundwater west of the campus. Based on the 2015 investigation, ADEQ removed the BRUSD site from the WQARF PI list and added a new site: Highway 260 and Johnson Lane. ADEQ completed a PI of the newly listed site in 2015 and subsequently added Highway 260 and Johnson Lane to the WQARF Registry.

The Site is located in the Town of Pinetop-Lakeside, Arizona, a small community located about 190 miles northeast of Phoenix at an elevation of 6,800 feet above mean sea level (amsl) in the White Mountains area of east central Arizona. The Site is centrally located in Pinetop-Lakeside near the intersection of Highway 260 and West Johnson Lane. The surrounding area is currently developed with a mix of commercial and residential properties.

Groundwater in the area of the Site is extracted by a combination of shallow private wells and deeper production wells that have historically been used for potable water, irrigation, and commercial purposes. Currently the majority of the shallow wells are no longer used as a potable water source and are either unused or are used for irrigation purposes. Most properties in the area of the Site now receive potable water from the Arizona Water Company (AWC), the main water provider in the Site vicinity, though some properties continue to obtain potable water from private wells.

Overall, the lithology at the Site is dominated by fine-grained materials interbedded with thicker sections of vesicular basalt. The depth to groundwater in the impacted Pinetop-Lakeside aquifer generally occurs between 20-40 feet bgs. Groundwater in this aquifer generally flows to the west/northwest with a hydraulic gradient of 0.008 feet per foot. The deeper Coconino aquifer is not impacted by contamination from the Site.

The closest surface water bodies to the source area at the Site are Rainbow Lake, located at its closest point approximately 2,000 feet west of the Site, and Billy Creek, located approximately 1,000 feet to the northeast. Based on groundwater elevation data collected during the PI and RI, the current groundwater flow direction is generally to the northwest towards Rainbow Lake.

Based on sampling conducted over several years, PCE has been identified as the contaminant of concern (COC). The identified source of contamination is the former dry cleaner located on the Earl properties at the southeast corner of Highway 260 and Johnson Lane.

The extent of elevated PCE concentrations in soil and soil gas is limited to the source area and western adjacent properties (west side of Highway 260). PCE concentrations in soil gas to the west of the Earl properties indicate

that the primary impacts in this area appear to be the result of lateral migration of PCE through shallow, predominantly gravelly sand of the road base beneath and adjacent to Highway 260.

The extent of PCE groundwater impacts above the Aquifer Water Quality Standard (AWQS) is generally limited to the area northwest of the Earl properties, approximately 1/3 mile long and having a width of approximately 1,000 feet at its widest (Figure 15). PCE has been detected in groundwater from a limited area as deep as 310 feet within the plume. In general, groundwater appears to be the primary mode of transport for PCE at the Site. The current extent of impacts appears consistent with a general groundwater flow to the northwest.

Pumping from nearby irrigation wells removes contaminated water, likely decreasing contaminant mass and slowing the progress of the plume downgradient. This fact, combined with the generally low PCE concentrations in the plume, may explain the relative stability of the plume extent over several years of sampling. The cessation of dry cleaning activities, have likely reduced the potential for further impacts to groundwater at the source. The diminished source has likely contributed to the observed decrease in PCE concentrations at several wells since sampling was first conducted in 2015.

A Site-specific exposure pathway evaluation was conducted to characterize the current risk to public health and the environment. Potential receptors in the area include residential individuals and commercial workers. Potential exposure pathways for the Site include inhalation of impacted vapors, dermal contact with impacted soil, groundwater, or surface water, and ingestion of impacted soil, groundwater, or surface water.

Impacted soil gas could present a risk to receptors through vapor intrusion into buildings and inhalation of contaminated indoor air. Indoor air was sampled at the Lakeside Professional Plaza Property, and results indicated PCE in indoor air does not pose a substantial human health risk. In soil, PCE concentrations of soil equivalents, converted from reported PCE concentrations in soil-gas samples, were below the residential and non-residential Soil Remediation Levels (SRLs). PCE has not been detected in surface water and future impacts are unlikely. Therefore, exposure to PCE through surface water at the Site is not expected to impact human health.

The potential exposure to contaminated groundwater at the Site is of concern because residents in the area utilize groundwater acquired from privately or commercially-owned wells. The primary risk related to groundwater is ingestion through drinking water and other domestic uses. Water supplied by public water systems is sourced from wells not located within the boundary of the plume and is safe for the designated uses. At private wells in which PCE concentrations exceed the AWQS, ADEQ has taken action to prevent the ingestion of impacted water by informing well owners of potential risks and providing point-of-use filtration where necessary. The Arizona Department of Health Services concluded that other domestic uses of water (e.g. showering, irrigation, etc.) are not expected to harm human health. Based on comprehensive groundwater sampling data, analysis by ADHS, and available point-of-use filtration, there is currently minimal risk to receptors at the Site.

1. Introduction

Pinyon Environmental, Inc. (Pinyon) has prepared this report to summarize the results of the Remedial Investigation (RI) activities conducted for the Highway 260 and Johnson Lane Water Quality Assurance Revolving Fund (WQARF) study area (Site) located in Pinetop-Lakeside, Arizona (Figure 1). The purpose of the RI is to provide a detailed assessment of the Site conditions, to collect information about land and water uses, and to support development and selection of Remedial Objectives (ROs). This report incorporates information gathered from RI activities completed at the Site and vicinity by Pinyon and other consultants under contract with the Arizona Department of Environmental Quality (ADEQ) (including Hydro Geo Chem, Inc. [HGC] and TetraTech, Inc.). Pinyon has prepared this RI report as part of the completion of the scope of work for Task Order ADEQ14-077532:20.

The Site was placed on the WQARF registry in June 2016, based on Site background and historical research activities completed as part of a Preliminary Investigation (PI) (HGC, 2015). ADEQ subsequently defined a Community Involvement Area (CIA) (Figure 2), and a Community Advisory Board (CAB) was established.

1.1 Scope and Objectives

Pinyon has completed this Draft RI report to satisfy the requirements of Arizona Revised Statutes (A.R.S.) §49-287.03 (The Environment) and Arizona Administrative Code (A.A.C.) R18-16-406 (Environmental Quality). The Scope of Work completed to satisfy the requirements has included:

- A remedial investigation (RI) to adequately characterize the Site, to effectively evaluate alternative potential remedies in the Feasibility Study (FS)
- Field investigations to assess physical characteristics of the Site, extent and general characteristics of the substance released, and extent of the source
- Identification of sensitive populations who may be impacted by the release
- Identification of current and reasonably foreseeable uses of land or of waters that have been or are threatened to be impacted by the release
- A site-specific risk evaluation to characterize the current risks to public health and the environment

As noted above, an objective of the RI is to provide sufficient information to identify appropriate ROs for the Site. The FS phase of the WQARF process will evaluate specific remedial measures and strategies required to meet the established ROs.

1.2 Site Background

The Site is located in the Town of Pinetop-Lakeside, Arizona (Figure 3). Pinetop-Lakeside is a small community located about 190 miles northeast of Phoenix at an elevation of 6,800 feet above mean sea level (amsl) in the White Mountains area of east central Arizona. It is ten miles south of where U.S. Route 60 passes through Show Low, Arizona and is accessed via State Highway 260. Highway 260 is the main arterial roadway through Pinetop-Lakeside and is also referred to as White Mountain Boulevard within the town limits.

Pinetop-Lakeside is predominantly developed with residential properties, as its economy is primarily oriented to tourism and recreational visitors. Highway 260 has served as a commercial corridor for the Town as a result

of the development of commercial businesses along the highway. According to the Pinetop-Lakeside website, the population of the Town fluctuates throughout the year due to the influx of people during the summer season (Pinetop-Lakeside, 2017). As of 2016, the population of Pinetop-Lakeside is 4,282, however this value rises to 25,000 to 30,000 during the summer (Pinetop-Lakeside, 2017).

The Site is centrally located in Pinetop-Lakeside and is generally bounded by the alignment of Rhoton Lane to the north, the western boundary of the Blue Ridge High School to the east, the alignment of Burke Lane to the south, and Rainbow West Drive to the west (Figure 1). The Site lies within Sections 24 through 26 of Township 9 North, Range 12 East of the Gila and Salt River Baseline and Meridian in Navajo County, Arizona.

1.3 Site History

The Blue Ridge Unified School District (BRUSD) operates the public school system in Pinetop-Lakeside, which includes an elementary school and high school at its campus at 1200 West White Mountain Blvd (Figure 3). BRUSD began receiving complaints concerning indoor air quality and illnesses associated with the elementary school in the mid-1990s. Some parents reported the illnesses were associated with historical waste disposal on the property prior to construction of the elementary school in 1974. BRUSD made improvements to the ventilation system in 1996 and conducted an indoor air quality (IAQ) assessment in 2002. In April 2003, the Arizona Department of Health Services (ADHS) completed a Health Consultation for the elementary school and found "no apparent public health hazard" (ADEQ, 2003).

In June 2003, BRUSD voluntarily sampled and tested water from a storage tank located on the school property which received water from two irrigation wells on the BRUSD property: Irrigation Well #1 (IW#1) and Irrigation Well #2 (IW#2) (Figure 4). Laboratory results indicated the presence of trichloroethene (TCE), a volatile organic compound (VOC) in the storage tank (Table 1), at a concentration below the ADEQ Aquifer Water Quality Standard (AWQS) of 5 micrograms per liter (µg/l). Based on the laboratory results, ADEQ initiated a WQARF PI to determine if the BRUSD site was eligible for placement on the WQARF Registry. In October 2004, ADEQ sampled irrigation wells IW#1 and IW#2 as well as the storage tank and confirmed the presence of TCE in water from both wells (Table 1). TCE was detected above the AWQS in IW#1 and below the AWQS in IW #2 and the storage tank.

Following the October sampling, ADEQ contractor Miller Brooks Environmental, Inc. (MBE) conducted a PI that included a geophysical survey of the former waste disposal area using ground penetrating radar; shallow sampling of sediments in Billy Creek north of the BRUSD property; soil and soil-gas sampling near a former sewage lagoon in the area; sampling of groundwater from the BRUSD irrigation system (the two wells and storage tank) and three nearby domestic wells; and interviews with persons having historical knowledge of the area (HGC, 2015a). The results of the MBE PI did not reveal the presence of any anomalies in the former waste disposal area or indicate the presence of VOCs in the Billy Creek sediment, the former lagoon, or in groundwater from the three nearby domestic wells. TCE was detected at concentrations below the AWQS in groundwater from the two BRUSD irrigation wells.

Additional groundwater samples were obtained from the BRUSD irrigation wells and the storage tank in April 2005. VOCs were not detected above the laboratory reporting limit. Based on these results, ADEQ issued a No Further Investigation or Action (NFIA) letter in May 2005 (HGC, 2015a). However, ADEQ maintained the BRUSD site on the WQARF PI list for possible future reconsideration.

In 2015, Hydro Geo Chem (HGC) was contracted by ADEQ to determine if the BRUSD Site could be removed from the WQARF PI list. The scope of work included sampling the following wells (Figure 4, Table 2):

- BRUSD irrigation wells (IW#1 and IW#2) and a new irrigation well on the BRUSD property that was not previously sampled (IW#3)
- Two domestic wells east of the BRUSD property (ADEQ-12157 and ADEQ-12158)
- Five domestic wells west/northwest of the BRUSD property (ADEQ-12173, ADEQ-80227, ADEQ-80228, ADEQ-80229, and ADEQ-80426)

TCE was not detected above the AWQS the wells sampled by HGC and was detected at concentrations below the AWQS in only two wells; BRUSD well IW#2 and ADEQ-12173. Based on the results of sampling, along with evidence from historical investigations, the BRUSD site was removed from the PI list in 2015.

During the 2015 investigation, tetrachloroethene (PCE) was detected in groundwater samples from ADEQ-12173 (59 µg/l), ADEQ-80426 (47 µg/l), and ADEQ-80227 (0.97 µg/l). The AWQS for PCE is 5 µg/l. The presence of PCE in these wells indicated an unrelated source of contamination was present downgradient of the BRUSD wells.

After the discovery of PCE in groundwater, ADEQ added a new site to the WQARF PI list: Highway 260 and Johnson Lane. ADEQ completed a PI of the newly listed site in 2015 and added Highway 260 and Johnson Lane to the WQARF Registry on June 24, 2016.

1.4 Contaminants of Concern

The chlorinated VOC PCE and its related breakdown products TCE and cis-1,2-dichloroethene (cis-1,2-DCE) have been detected in the area near the intersection of Highway 260 and Johnson Lane. However, PCE is the only compound that has been detected at the Site above an AWQS. For the purposes of this report, PCE is the contaminant of concern.

Petroleum hydrocarbons were detected in some of the wells sampled, including ADEQ-80227, within the vicinity of the Site. However, the petroleum hydrocarbons detected are likely associated with Leaking Underground Storage Tank (LUST) releases and are not discussed in this RI pursuant to A.R.S. §49-283.02. The RI is focused on the distribution, fate, and transport of the identified COC; however, analytical results for additional constituents analyzed are presented in the corresponding appendices (Appendix A, B, and C).

2. Site Characteristics

The Site is located within the Town of Pinetop-Lakeside, in the White Mountains of eastern Arizona (Figure 1). Pinetop-Lakeside serves as a hub for recreation and tourism in the area. The Town is bounded between the White Mountain Apache Indian Reservation to the west and southwest, and national forest to the east and north. The identified source of the COC, Earl's Laundromat and Dry Cleaning, is a former dry cleaner located in the northeast quarter of the southeast quarter of section 26, Township 2 South and Range 2 West (NE ¼ of SE ¼, S26, T1S, R2W) (Figure 1).

2.1 Topography

The Site is centrally located in Pinetop-Lakeside at an elevation of about 6,800 feet amsl, and the Town is bounded by the Mogollon Rim to the south and the White Mountains to the East. The White Mountains have steep rugged hills and mountains that are heavily forested with Ponderosa Pine, with grassy meadows and streams in low lying valleys. There is one mountain peak in the Site vicinity - Springer Mountain, with an elevation of 7,203 feet amsl (USGS).

The Site is situated in a portion of the Silver Creek watershed; the watershed encompasses 948 square miles. Silver Creek is 51 miles long and drains to the Little Colorado River (USDA, 2017). Silver Creek is located 17 miles from Pinetop-Lakeside and is fed by numerous smaller tributaries, including Show Low Creek, Walnut Creek, and Billy Creek. Billy Creek crosses the eastern portion of the Site, begins at the base of the White Mountains and extends 18.5 miles to Show Low Creek. Show Low Creek has a mean annual flow of 13 cubic feet per second near Pinetop-Lakeside (USDA, 2017). Silver Creek also receives water from several springs, the largest being Silver Springs with a discharge over 3,600 gallons per minute (gpm) (ADWR, 2009). Silver Springs discharges from the volcanic portion of the Pinetop-Lakeside aquifer and maintains a perennial flow (ADWR, 2009).

Based on surveyed elevations of the monitoring wells at the Site, the local topography of the Site is variably flat with decreasing elevations and increasing gradients to the west as Rainbow Lake is approached and to a lesser extent decreasing elevations and increasing gradients east of Highway 260 towards Billy Creek. Monitoring well elevations range from 6,734 feet amsl for ADEQ-81403 in the western portion of the Site (near Rainbow Lake), to 6,761 feet amsl for ADEQ-81397 in the southern portion of the Site. Generally, the monitoring well elevations indicate a slight surface gradient across the Site to the west-northwest.

2.2 Climate

According to the Western Regional Climate Center (WRCC), the Köppen Climate Classification for the Site is Mediterranean, with summers that are dry and warm and mild winters. Climate data updated through October 2012 indicate the average annual temperature in the Pinetop-Lakeside area is 49.2 degrees Fahrenheit (°F), with the warmest month being July with an average temperature of 62.8 °F. The coldest month is January with an average temperature of 32.8 °F.

The Pinetop-Lakeside area receives precipitation in the form of snow in the winter months and rain throughout the year. Rainfall in the area is the greatest during the months of July, August, and September when monsoon storms pass through Arizona bringing heavy rainfall and strong winds. Pinetop-Lakeside averages 22.56 inches of precipitation annually, with the wettest month being August. During August, Pinetop-Lakeside receives an average of 3.9 inches of rainfall. Annual snowfall averages 47.2 inches, with the greatest amount of snowfall occurring in January (WRCC).

2.3 Surficial Soil

Based on visual assessment and soil boring logs from borings advanced by Pinyon, surficial soil in the Site area consists primarily of reddish-brown to brown silty sand mixed with variable volcanic cinders and vesicular gravelly sand. Subsurface layers of gray vesicular basalt begin at depths of less than 10 feet below ground surface (bgs) throughout the site. The composition of the surficial soil is currently unknown (NRCS, 2018).

2.4 Geology

Arizona is primarily divided into two major physiographic provinces: the Colorado Plateau and the Basin and Range. The Site lies in the southeastern part of the Little Colorado River Basin in the southcentral portion of the Colorado Plateau physiographic province. The Colorado Plateau includes the northeastern part of Arizona, eastern Utah, northwestern New Mexico, and southwestern Colorado (USGS, 2002). It is characterized by plateaus and canyons formed by erosion of horizontally stratified sedimentary rocks and mountains. The White Mountains are one of the major mountain ranges in the Colorado Plateau and extend easterly into New Mexico.

2.4.1 Regional Geologic Setting

The Colorado Plateau has remained structurally stable for the past 500 million years, allowing for the formation of thick sedimentary rock layers (ADWR, 2009). Thick sequences of Paleozoic marine and eolian sediments including limestone, sandstone, siltstone, and shale are blanketed by layers of Mesozoic age sediments, which are overlain by Tertiary sediments and Quaternary volcanic or alluvium materials (Frank, 2017). During the Cenozoic era (Middle Pliocene to Holocene), minor uplifting occurred with volcanic activities that unevenly uplifted the Plateau and created the regional northwestern tilt (Frank, 2017). In some locations, original volcanic landforms are still apparent with dark-colored basaltic lava and cinders, including small amounts of andesite, dacite, and rhyolite. Some of the most prominent features in the Colorado Plateau are the San Francisco Peaks in Flagstaff, the White Mountains, and the Mogollon Rim (ADWR, 2009).

The Mogollon Rim, an escarpment up to 2,000 feet high, forms the southern edge of Colorado Plateau south of the Site. It serves as the hydrologic boundary between water provinces in the Colorado Plateau and the Central Highlands to the south (ADWR, 2009). It also serves as a barrier to the movement of moisture laden air masses generated during summer monsoon storms that bring moisture from the Gulf of Mexico and the Pacific Ocean (Mann, 1976).

The Little Colorado River flows northwesterly from its headwaters in the White Mountains until it joins the Puerco River and continues to the Colorado River in northwestern Arizona. The land surface slope is northerly south of the Little Colorado, parallel with the northwest dip of the underlying sedimentary rocks (Mann, 1976).

2.4.2 Site Geology

The Site vicinity is underlain by the Permian Supai and Coconino formations, Cretaceous sedimentary rocks, Quaternary and Tertiary rim gravels, and Quaternary volcanic basalt flows (Mann, 1976). The Coconino Sandstone can be stratigraphically thick from 100 feet to almost 900 feet and is defined as "white, medium grained, frosted quartz" (Overby, 2007). It is underlain by the Supai formation, which consists of siltstones, mudstones, gypsum, and fine sandstone. Both the upper Supai and the lower Coconino are composed of fine sandstone making the contact less distinguishable. The upper Cretaceous sediments are sandstones interbedded with shale, lenticular limestone, and coal seams. The Tertiary to Quaternary Rim gravels are unconsolidated to boulder-sized gravels containing coarse grained sandstone and siltstone. The Quaternary Basaltic flows are fractured with cinders and cones (Mann, 1976).

Based upon soil borings advanced at the Site (Figure 7), the generalized lithology beneath the Site is comprised of silt/clay and sand with cinders and vesicular volcanic gravels to an average depth of 10 ft bgs; followed by gray variably vesicular basalt to approximately 30 feet bgs; interbedded silty clay to silty sand to approximately 55 feet bgs; gray vesicular basalt to 85 feet bgs, and silty sand from 85 feet to at least 100 feet bgs. The geology for the remainder of the targeted wells has been interpreted from limited information provided in drillers logs. Overall, the lithology at the Site is dominated by fine-grained materials interbedded with thick sections of vesicular basalt.

2.5 Hydrogeology

There are two aquifers in southern Navajo County where the Site is located. The Pinetop-Lakeside aquifer is a local, discontinuous, water source covering 16 square miles (ADWR, 2009; Mann, 1976). The Coconino aquifer, encountered below the Pinetop-Lakeside aquifer, is the most expansive and largest producer of groundwater in the Eastern Plateau, with an aerial extent of 21,655 square miles (ADWR, 2009).

The Pinetop-Lakeside aquifer is perched on impermeable shale beds in the sedimentary rocks and is not connected to groundwater in the underlying Coconino aquifer. The aquifer is formed by Upper Cretaceous sedimentary rocks, Tertiary and Quaternary Rim gravels, and Quaternary Basaltic flows, which are hydraulically connected and function as a single aquifer (Mann, 1976; Overby, 2007). The Pinetop-Lakeside aquifer ranges in thickness from 10s to 100s of feet.

Groundwater in the Pinetop-Lakeside aquifer is shallow with the average depth to water being approximately 24 feet bgs. In wells that only penetrate the upper part of the aquifer, the depth to water is typically shallower than wells that penetrate the entire aquifer sequence due to the presence of low permeability clay layers between basalt flows. The flow direction is northwesterly following the regional dip of the sedimentary rocks, away from the area of recharge in the White Mountains. Groundwater at times emerges as seeps and springs from the basalt-silty clay contact or the sandstone-shale contact (Mann, 1976).

The Coconino Aquifer is perched atop the impermeable siltstones of the Lower Permian Supai Formation. It is composed of the upper part of the Supai Formation, the Coconino Sandstone, and the Kaibab Limestone. The Coconino Sandstone is the largest unit in the aquifer with a thickness of 250 feet to 850 feet (Mann, 1997). Water levels in the Mogollon Rim area vary widely from 100 feet to 900 feet bgs. In the Show Low area, water is encountered at depths between 400 feet and 600 feet (Overby, 2007). North of the Little Colorado River, it is too deep to be economically viable (ADWR, 2009).

Artesian conditions can occur when the Coconino aquifer is confined by the Supai Formation underneath and overlain by impermeable portions of the Kaibab Limestone. In the vicinity of the site, it does not exhibit artesian characteristics (Overby, 2007). The Coconino Sandstone is highly fractured and the degree of cementation varies, contributing to wide ranges in well productivity (Overby, 2007). The aquifer is mainly recharged by infiltration of precipitation and runoff particularly along the Mogollon Rim (Mann, 1976). The groundwater flow is generally north to northwest, away from areas of recharge and following the Mogollon slope (Mann, 1976).

Groundwater in the area of the Site is extracted from the Pinetop-Lakeside aquifer by a combination of shallow private wells and deeper production wells that have historically been used for potable water, irrigation, and commercial purposes. Currently the majority of the shallow wells are no longer used as a potable water source and are either unused or are utilized for irrigation purposes. Most properties in the area of the Site now receive potable water from the Arizona Water Company (AWC), the main water provider in the Site vicinity though some properties continue to obtain water from private wells. According to the Arizona Department of Water Resources (ADWR) well database, there are 114 private wells within a 1-mile radius of the Site (HGC, 2015).

Depth to groundwater measurements were measured as part of groundwater sampling in October 2016, February 2017, April 2017, December 2017, and March 2018 (Table 3; Figures 5, 6, 7, 8,9,10,11,12). In October 2016, groundwater elevations ranged from approximately 6,730 feet amsl (ADEQ-12173) to 6,714 feet amsl (ADEQ-80434) in the northwest (Table 3; Figure 8), indicating a hydraulic gradient of 0.008 feet per foot (ft/ft) and flow direction to the northwest. Depth to groundwater at the Site generally occurs between 20-40 feet bgs. Subsequent groundwater elevation surveys indicated hydrologic conditions have been consistent with those observed during the October 2016 survey (Table 3; Figures 9,10,11,12).

2.6 Ecology

The study area is located within and surrounded by a native coniferous forest comprised mostly of Ponderosa Pine trees. While some of the native trees are still present, much of the native vegetation in the town has been altered and landscaped. Given the presence of roads and buildings, it is likely that the natural vegetation, soils, and hydrology have been altered by filling, grading, and improvement activities in the past. The study area is located in a setting that provides low- to moderate-quality habitat for terrestrial biota. Small stands of trees are present within and adjacent to the study area. While water bodies or wetlands do not naturally occur in the study area, Rainbow Lake is located just to the west of the study area. Rainbow Lake was created in 1903 when Mormon settlers dammed Walnut Creek, a tributary of the Little Colorado River. There is a moderate potential for native terrestrial biota to occur in the area, and aquatic biota may occur in Rainbow Lake, just beyond the study area.

Based on a review of the US Fish and Wildlife Service (USFWS) online Information, Planning and Conservation (IPaC) System, there are six federally listed species with the potential to occur in the study area (Appendix D). However, suitable habitat for the six federally listed species was not found in or adjacent to the study area.

3. Investigation Activities

Investigation activities have been completed by multiple consultants under the direction of ADEQ since impacts of chlorinated solvents such as PCE and TCE were identified. Activities have been conducted in two primary stages: a PI to confirm a contaminant release and an RI to identify the nature, extent, and source of the impacts.

3.1 Preliminary Investigation

PI activities were presented in the 2015 PI Report (HGC, 2015). The purpose of the PI was to collect information to confirm a contaminant release and evaluate the potential risk to public health and the environment. A PI is considered a screening level investigation based primarily upon existing information, though additional data, such as soil or water samples, may be collected if necessary. Reports of historical environmental investigations in the site vicinity were examined and groundwater sampling was conducted. A brief summary of the findings is presented herein.

3.1.1 Historical Investigation – Former Rawhide Motors

The former Rawhide Motors property is located at 1659 West White Mountain Boulevard and is identified by the Navajo County Assessor's Office as Parcel 212-28-17A. This property was first developed in early 1985 with a building on the north side of the parcel and parking areas south and west of the building. The property was initially operated as a retail sales and service outlet for Polaris snowmobiles from the time of development until 1988 (Kleinfelder, 1995a). Rawhide Motors operated a used car lot and vehicle maintenance facility on the property between 1989 and 1990. The property was vacant from 1990 until 1993, when E&E Linen Service (E&E) began using the property as part of its operations (Kleinfelder, 1995a). E&E currently operates a linen cleaning and janitorial supply business on the property and two adjoining properties west and southwest of Parcel 17A (Parcels 212-28-16B and 16D).

During the time the property was operated by Rawhide Motors, maintenance was conducted on the west side of the building. Site improvements used by the Rawhide Motors operation included an underground storage tank (UST) which was connected by underground piping to a fill port in the shop area of the building, and a below-grade oil water separator. The oil-water separator was connected to the Pinetop-Lakeside sewer system. The UST was located near the northwest corner of the property and was used to store used oil (Kleinfelder, 1995b).

Three investigations were conducted at the former Rawhide Motors property, prior to the commencement of RI activities. The first investigation was conducted by US Tank Management (USTM) in July 1993. The USTM investigation included sampling shallow soil in four areas where surface staining was observed. The results of this investigation indicated the presence of petroleum hydrocarbons at all four locations to depths of 3.5 feet bgs. In all cases, halogenated VOCs were below laboratory reporting limits in the samples obtained by USTM (Kleinfelder, 1995a).

Kleinfelder removed the UST, the portion of the product line that was not under the building, and the oil-water separator in April 1995 for Kelly Smith, the property owner at the time. The portion of the product line under the building and the sewer line connected to the oil-water separator were abandoned in place by pressure grouting (Kleinfelder, 1995b). Soil samples were obtained from beneath the former UST, the former product line, and from beneath and adjacent to the oil-water separator. The samples were tested for total petroleum hydrocarbons (TPH) and for halogenated volatile organics. Laboratory results indicated the presence of petroleum hydrocarbons in several locations. PCE was detected in the two soil samples collected from beneath the UST at concentrations of 60 micrograms per kilogram (µg/kg) and 65 µg/kg. In all other cases, halogenated VOCs were below laboratory reporting limits.

Kleinfelder conducted additional characterization activities to address the impacted soils encountered during the USTM investigation and the UST removal in 1995 (Kleinfelder,1995b). The characterization activities included additional excavation and sampling in the area of the waste oil UST, at the northwest corner of the building where petroleum hydrocarbons were detected beneath the product line, the area where the oil-water separator was previously located; and at the two stained areas in the yard area southwest of the building previously sampled by USTM.

A LUST case file was opened for the release from the waste oil UST (No. 3754.01). Other releases at the northwest corner of the building, the oil-water separator, and the stained areas investigated by USTM were not associated with releases from a UST and were not within the jurisdiction of ADEQ's UST program. ADEQ subsequently closed the LUST file for the Rawhide Motors facility on September 19, 1995.

During the investigation, Kleinfelder identified a well (ADEQ-81399) that was reportedly installed on the property in October 1991 for use as a water supply for linen cleaning operations. They reported that fuel hydrocarbons, including elevated concentrations of benzene, were detected in a groundwater sample collected from ADEQ-891399 in December 1991. Reportedly, Whiting Brothers, which operated a service station south of the Rawhide Motors property, installed and operated an air stripper to treat water from the well. At the time of Kleinfelder's report, the well was not being operated by E&E.

3.1.2 Historical Investigation – Williams Body Shop

Western Technologies, Inc. (WTI) removed two USTs from the Williams property located at 1600 West White Mountain Boulevard in 1998 for Patty Williams. This property previously operated as the Williams Body Shop.

The USTs at the site were 1,000-gallons and 2,000-gallons in capacity and were used to store gasoline. WTI obtained soil samples from beneath the USTs, product line, and dispensers following their removal from the ground. Soil samples were analyzed for BTEX, TPH, and for polynuclear aromatic hydrocarbons (PAHs). Laboratory results indicated the presence of BTEX and TPH in five of the seven samples obtained and PAH compounds in the samples analyzed for PAHs.

Based on the laboratory results, WTI reported releases from the UST system to ADEQ on September 22, 1998 (WTI, 1998). ADEQ records indicated three releases were reported under LUST file numbers 4935.01, 4935.02, and 4935.03. ADEQ records also indicated that all three LUST files were closed on July 22, 1999.

There is no record of chlorinated solvent use at the Williams property when it operated as a body shop (HGC, 2016). Based on the information in the PI, the location of the Williams property relative to the known groundwater plume, and the direction of groundwater flow, the Williams property is not considered a potential source for the Highway 260 and Johnson Lane WQARF Site.

3.1.3 Groundwater Monitoring

Groundwater samples were collected from March to September 2015 from 16 wells near the Site (Figure 4). All of the wells were privately owned and, except for ADEQ-80429, were used for irrigation or domestic use. ADEQ-80429 was used for commercial purposes at a car wash. Groundwater samples, excluding the ADEQ-80429 sample, were collected from sample ports on well-head piping as the aforementioned wells contained permanent pumps with sealed well heads. The ADEQ-80429 sample was obtained from a faucet on the downstream side of a water filter and pressure tank. Results were reported from ADEQ-80430 but it was later determined that the sample had been obtained from the municipal supply and not from the well. Depth to water measurements were not obtained at this time due to the inaccessibility of the buried and/or capped well casings (HGC, 2016).

PCE was detected in eight of the wells, at concentrations ranging from 0.68 ug/l to 59 µg/l (Table 1). PCE concentrations in four wells (ADEQ-80431, ADEQ-81400, ADEQ-80426, and ADEQ-12173) exceeded the AWQS of 5 µg/l. Two of these wells (ADEQ-80431 and ADEQ-80426) were identified as potentially being used for drinking water.

3.1.4 PI Conclusions

The PI concluded that PCE was present in groundwater above the AWQS from a source unrelated to historical contamination at the nearby BRUSD property. Based on sampling data, historical information, and search for current PCE users, the most likely potential sources were determined to be Earl's Laundromat and Dry Cleaning and the adjacent Earl's equipment yard (Earl Properties), and the former Rawhide Motors. Other UST and LUST sites are present in the area, including the former Williams Body Shop, but available records give no indication that PCE was used at these sites.

3.2 Remedial Investigation

Remedial investigation (RI) activities were completed from 2016 to 2018. The RI activities were conducted to evaluate the extent of the COCs in groundwater and the vadose zone at the Site.

3.2.1 Potential Receptor Survey

A potential receptor survey was performed in late 2016 to assess whether any private wells not identified in the ADWR database were present and in use within a 0.375-mile radius of the intersection of Highway 260 and Johnson Lane). AWC was contacted and information was requested on properties receiving AWC water in sections 23 through 26 in Township 9 North and Range 22 East of the Gila and Salt River Baseline and Meridian in Navajo County, Arizona. AWC provided a list of over 2,600 service addresses from its billing department.

The AWC list was compared to a parcel map provided by Navajo County and identified developed properties that were not on the AWC list as potential receptors of private-well water on a base map. Well records maintained by the ADWR were reviewed for Sections 23 through 26 in Township 9 North and Range 22 East of the Gila and Salt River Baseline and Meridian in Navajo County, Arizona. The ADWR records included 27 exempt and non-exempt wells within a 0.375-mile radius of the intersection of Highway 260 and Johnson Lane.

A subsequent site reconnaissance was conducted on October 6, 2016 to survey the area for wells not in the ADWR records, and collect information concerning potential receptors, well head construction, and well accessibility. The potential receptor map was used in the site reconnaissance (Appendix E). During the reconnaissance, four additional wells were identified that were not included in ADWR records (ADEQ-81403, ADEQ-81398, ADEQ-81620, and ADEQ-81621). Information collected during the reconnaissance was also used to correct the ADEQ well numbers for some wells in the PI Report.

3.2.2 Groundwater Monitoring Well Installation

In December 2017, two groundwater monitoring wells (MW-1 and MW-2) were installed and developed near Earl's Laundromat and Dry Cleaning (Table 2, Figure 4, Appendix F). Prior to field work activities, underground utilities were located through public and private utility locating services. Three borings were advanced using a mini-sonic drilling rig and two of the borings were converted into groundwater monitoring wells.

During drilling, soil samples were collected on a continuous basis and extruded into plastic sleeves by the drillers. A geologist recorded lithologic descriptions according to the Unified Soil Classification System (USCS)

and collected soil samples from each boring for field screening of non-specific VOCs using the headspace technique.

The first boring, advanced adjacent to Lakeside Professional Plaza (LPP), was completed to a depth of 67.5 feet bgs and then left overnight to evaluate the depth to water. When field crews checked the well the next morning, groundwater was present at 41.5 feet bgs and the boring had collapsed to a depth of 42.5 feet bgs. Based on the condition of the boring, and the geology encountered during drilling the previous day, the boring was advanced to 100 feet bgs to further evaluate geology. Upon reaching terminal depth, the boring was abandoned and drilling activities relocated approximately three feet east and advanced a boring to a depth of approximately 50 feet bgs for installation of a groundwater monitoring well (MW-1). MW-1 was installed as a 2-inch well with a screened interval from 28 feet bgs to a total depth of 48 feet bgs.

The third boring was advanced near Earl's Laundromat and Dry Cleaning (MW-2) to a total depth of approximately 50 feet bgs, using the methods noted above. MW-2 was installed as a 2-inch well with a screened interval from 30 feet bgs to a total depth of 50 feet bgs.

Both groundwater monitoring wells were developed by surging and bailing the wells to remove residual fine sediment introduced from the drilling process and to facilitate a connection between the groundwater in the annular space of the well and the aquifer surrounding the well. Upon completion, the well locations and elevations were surveyed by a professional surveyor.

Investigative derived waste (soil and groundwater) generated during drilling and well development were containerized in 55-gallon drums and transported off site for disposal.

3.2.3 Site-Wide Groundwater Sampling

Generally, groundwater samples were obtained using either dedicated, installed well pumps, or portable submersible pumps (Table 4). Where portable submersible pumps were used, purge water was generally containerized and returned to the well immediately after sampling. ADEQ-12173 and ADEQ-81398, as well as ADEQ-12172 and ADEQ-81400 were connected to common storage tanks. Samples from these wells were obtained by shutting both wells in the pair off and isolating the well to be sampled prior to restarting the pump. ADEQ-80227 could not be shut down, so a sample was obtained without interrupting pump operation.

Samples were collected in pre-cleaned, laboratory supplied, 40-milliliter VOA glass vials containing hydrochloric acid as a preservative. The samples were labeled and placed in a cooler at 4° C for transport to the laboratory. Samples were accompanied by a chain-of-custody from the time of sampling to delivery to the laboratory.

Groundwater samples from three sampling events were submitted to Orange Coast Analytical, Inc. for analysis of VOCs using EPA Method 8260B (Table 1; Figures 13 and 14; Appendix B). Groundwater samples for the December 2017 and March 2018 sample events were submitted to ESC Lab Sciences for analysis of VOCs using EPA Method 8260B (Table 1; Figures 15 and 16; Appendix B). As discussed in Section 1.4, this report addresses only the Site COC (PCE) and related compounds (Table 1), but the complete laboratory report is provided in Appendix B. Concentration vs. time series plots of historical groundwater sampling data (detected COC-related compounds only) are included in Appendix G.

October 2016

An initial RI groundwater monitoring event was conducted between October 17 and October 20, 2017 at available wells near the Site where access could be secured. ADEQ-80432 could not be sampled as it was being re-drilled at the time. Samples were not collected from ADEQ-57516 and ADEQ-57517 because these wells are part of a public water system and sampled regularly for compliance with the Safe Drinking Water Act.

Activities during the monitoring event included: observing the interior well casings using a downhole camera where possible, measuring the depth to water, and obtaining groundwater samples. During this sampling event, a fifth well (ADEQ-81400) was identified on the Christopher's Gardens Nursery property north of ADEQ-12172 and ADEQ-81397 wellhead was exposed to reveal an access port for measuring groundwater levels.

Where the size of access ports allowed, a downhole camera was used to observe conditions of the casings and identify screen intervals and well depths. Due to the degree of scaling and surface deposits, limited information concerning the screen intervals or well construction was obtained from the downhole camera. Where this information was obtained, it is included in Table 2.

Depth to water was measured in 12 wells during the October 2016 monitoring event. Operating wells were shut down to obtain water level measurements. Water levels measurements were not obtained at ADEQ-80227 because it was in operation at the time. These wells were surveyed, except for ADEQ-12172. ADEQ-12172 could not be surveyed because the well is located in a shed.

The depth to water ranged from 18.87 feet at ADEQ-80426 to 32.24 feet at ADEQ-80427, not including water level data from ADEQ-57516 and ADEQ-57517 which were located more than 2500 feet upgradient of the Site. Groundwater flow was in a northwesterly direction from a high elevation measured at ADEQ-12173.

A total of 15 groundwater samples were collected in October 2016 (Table 1; Figure 13). PCE was detected in groundwater samples at concentrations ranging from 0.63 µg/l to 24 µg/l (Figure 13). The maximum PCE concentration detected during this sampling event (24 µg/l) was lower than that detected in 2015 (59µg/l). TCE was detected in one groundwater sample collected from ADEQ-81401 (0.54 µg/l) at a concentration below the AWQS of 5.0 µg/l.

February 2017

In February 2017, four wells that were unavailable during previous events due to inoperable pumps were sampled. A licensed driller was contracted to provide a pump rig and assist in obtaining samples from these wells. These four wells were surveyed during February 2017.

ADEQ-81397 was equipped with a dedicated pump that had not been operated in 20 years. The well head did not have a sampling port or other means of measuring the depth to water or obtaining a sample. The pump and associated pipe were removed from ADEQ-81397 on February 7, 2017. The pump was placed in a container filled with water, connected to an electric source and tested to determine if it was operable. The pump was found to be inoperable and was wrapped in plastic and stored on the property.

ADEQ-81397 was purged of approximately 100 gallons using a bailer to remove stagnant well water and particulate matter. The well was then purged of an additional 200 gallons using a portable submersible pump prior to sampling. Purge water was temporarily placed in containers. Following purging, ADEQ-81397 was logged with a downhole camera and groundwater samples were obtained from approximately 42 feet bgs and approximately 97 feet bgs (Table 1). A boot seal with a riser extension pipe and cap were placed on the top of the existing casing. The existing piping and electric wiring were sealed and the hole around the well was backfilled to match existing grade. Purge water was returned to the well.

Similarly, ADEQ-81399 was equipped with a dedicated pump that reportedly had not been used in many years. The pump and pump pipe were removed from ADEQ-81399 on February 9, 2017. The pump was placed in a container filled with water, connected to an electric source, and tested to determine if it was operable. The pump was found to be operable but was not returned to the well. The pump was wrapped in plastic and stored on the property.

ADEQ-81399 was purged using a portable submersible pump to remove stagnant water and particulate matter. The water removed from the well was dark in color and had a strong odor. The odor was described by personnel in the field as being likely from hydrocarbons. Approximately 200 gallons of purge water were placed in drums before purging was discontinued at the request of ADEQ to limit the generation of dark purge water. ADEQ-81399 was logged with a downhole camera and groundwater samples were collected from approximately 135 feet bgs and approximately 160 feet bgs. Four 55-gallon drums of investigation derived waste (IDW) were generated during purging and sampling. IDW was removed from the Site on February 22, 2017, profiled as non-hazardous waste, and disposed at an appropriately licensed facility.

ADEQ-80432 was not sampled previously because the newly installed well had not been connected to electric service. The pump was found to have been removed from the well when the site was visited on February 9, 2017, which provided access for a downhole camera, which was used to video log the well. Water entered the well through cuts in the new PVC casing at a depth of about 194 feet bgs, slightly above the static water level. Water was described as cascading and appeared to be turbulent to a depth of about 225 feet bgs.

A groundwater sample was obtained from ADEQ-80432 on February 10, 2017 (Table 1). Minimal water was purged from the well prior to sampling as groundwater appeared to be entering the well above the static water level and flowing out of the bottom of the well. One sample was obtained from a depth of 240 feet to be clear of the turbulent conditions observed in the video log.

The well casing of ADEQ-80430 was below grade and blocked with rocks and other obstructions which prevented sampling. The dedicated pump and approximately 40 feet of associated pipe was removed from ADEQ-80430 on February 10, 2017, after removing obstructions that initially lodged the dedicated pump in place. The pump and piping were placed on concrete pad near the well. Following sampling of the well, a boot seal with a riser extension pipe and cap were placed on the top of the existing casing to bring it above grade.

ADEQ-80430 was logged with a downhole camera and then purged to remove stagnant water and particulate matter. Purge water appeared sudsy, so it was containerized as IDW. IDW was removed from the Site on February 22, 2017, profiled as non-hazardous waste, and disposed at an appropriately licensed facility. On February 22, 2017, three well volumes were purged from ADEQ-80430 and a groundwater sample was obtained (Table 1). Purge water was containerized and returned to the well following sampling.

After sampling each of the four wells, PCE was detected in ADEQ-800432 at a concentration of 1.7 µg/l. No VOCs were detected in the samples from ADEQ-81397 or ADEQ-80430. PCE-related compounds were not detected in the wells samples during the February 2017 event.

April 2017

Another comprehensive round of groundwater monitoring was conducted in April 2017, that included depth to water measurements from 12 wells and groundwater sample collection from 14 wells. Access could not be secured to wells ADEQ-80429 and ADEQ-81399 and these wells were not sampled. The access agreements for wells ADEQ-80406, ADEQ-80407, and ADEQ-80408 were allowed to expire because these wells are not considered necessary to define the northern extent of the plume.

PCE was detected in groundwater samples at concentrations ranging from 1.2 µg/l to 26 µg/l (Table 1; Figure 14). The maximum PCE concentration detected showed little change from sampling in October 2016. PCE-related compounds were not detected in the wells sampled during the April 2017 event.

The depth to water ranged from 15.95 feet bgs at ADEQ-81403 to 35.92 feet bgs at ADEQ-81397, excluding well ADEQ-80432. The depth to water (196.5 feet bgs) in ADEQ-80432 was considered an outlier due to

conditions observed in February 2017 and was omitted from water level considerations. Groundwater flow was in a northwesterly direction from a high elevation measured at ADEQ-12173 (Figure 10).

December 2017

A total of 15 groundwater samples were collected in December 2017, including samples from the two newly installed groundwater monitoring wells (Table 1). Well ADEQ-80228 was not sampled; the access agreement for this well was allowed to expire because PCE has never been detected in the well and it is located hydraulically upgradient of the contaminant plume. The access agreement for ADEQ-80429 was not renewed due to the difficulty in obtaining an undisturbed sample from this well.

PCE was detected at concentrations ranging from 1.35 µg/l to 31.5 µg/l (Table 1; Figure 15). The highest concentration was detected at MW-2 which had been installed near the suspected source. TCE was detected in four groundwater samples at concentrations ranging from 0.415 µg/l to 1.06 µg/l. Cis-1,2-dichloroethene (DCE) was detected in the groundwater sample from MW-2 at a concentration of 2.95 µg/l.

Groundwater elevations were measured in 13 wells during the December event (Figure 11). The depth to water ranged from 21.55 feet bgs at ADEQ-81403 to 41.55 feet bgs at ADEQ-81397, excluding well ADEQ-80432. Groundwater elevation contours showed groundwater flow to the northwest, consistent with previous events.

March 2018

A total of 16 groundwater samples were collected in March 2018 (Table 1). The sampling event included ADEQ-81399, which was sampled in conjunction with the ADEQ Site Investigation and Remediation Unit (UST-LUST Section – Waste Programs Division), as part of an investigation related to the petroleum hydrocarbon impacts identified in February 2017. A low-flow purge of the well was conducted following low-flow purge protocols provided by ADEQ. Samples were collected by ADEQ at the groundwater surface (via disposable bailer), and with the pump intake set at 135 feet bgs and at 160 feet bgs (three samples total). Samples were analyzed by the ADEQ LUST Section and VOC results were reported.

PCE was detected in the groundwater samples at concentrations ranging from 1.11 µg/l to 22.1 µg/l (Table 1; Figure 16). The maximum concentration was slightly lower than that detected in previous sampling events. The PCE concentration in MW-2, located near the suspected source, decreased to 9.23 µg/l. TCE was detected in three of the groundwater samples at concentrations ranging from 0.59 µg/l to 0.78 µg/l. Cis-DCE was detected in the groundwater sample from MW-2 at a concentration of 2.61 µg/l.

Groundwater elevations were measured in fourteen wells during the March event (Figure 12). The depth to water ranged from 20.17 feet bgs at ADEQ-81403 to 39.83 feet bgs at ADEQ-81397, excluding ADEQ-80432. Groundwater elevation contours showed groundwater flow to the northwest, consistent with previous events.

In addition, groundwater samples were collected from eight groundwater monitoring wells (ADEQ-12173, ADEQ-80426, ADEQ-80431, ADEQ-80434, ADEQ-81398, ADEQ-81400, MW-1, and MW-2) and submitted to a certified laboratory for analysis of alkalinity, ferrous iron, chloride, nitrate, nitrite, sulfate, total organic carbon, methane, ethane, and ethene. The purpose of this analysis was to gather data that will be used during the Feasibility Study for the site, to be completed at a later date. The data is included in Appendix H; however, discussion regarding the data is beyond the scope of this document.

3.2.4 Surface Water Sampling

Water samples were obtained from six locations at Rainbow Lake in April 2017 (Figure 17). Five of the samples were collected at a depth of 1.5 feet below the lake surface, near the eastern lake shore, to evaluate the potential presence of COCs in areas likely to see public recreational use. The sixth sample was collected from 1.5 feet above the lake bottom at approximately 50 feet from the eastern lake shore to evaluate the presence of COCs in the base of the lake water column.

Surface water samples were obtained using a Kemmerer depth-specific sampling device and a Secchi Disk device to determine the depth from the surface of the water to the shallow-deep water boundary. Samples were obtained by lowering the device to the desired depth from the side of a boat at the selected sampling locations. After collecting a sample of lake water from the target depth, the device was recovered and the water was emptied into laboratory supplied sample containers. The device was decontaminated between samples using a phosphate-free detergent and tap water rinse.

The samples were labeled and placed in a cooler, on ice, for transport to the laboratory. Samples were accompanied by a chain-of-custody from the time of sampling to delivery to the laboratory. The lake water samples were analyzed for VOCs using EPA Method 8260B by Orange Coast Analytical (Appendix B). VOCs were not detected at concentrations above the laboratory reporting limits in the lake samples submitted for analysis (Appendix B).

3.2.5 Soil-Gas Investigation

January 2017

In January 2017, a Membrane Interface Probe (MIP) was used to screen shallow soils for the presence of VOCs at the properties previously identified as potential sources: the Earl properties and the former Rawhide Motors. Active soil-gas samples were collected to confirm MIP results.

The MIP was attached to drilling rods to advance the probe to the target depth of 10 to 15 feet bgs. The probe contained a heater-block as well as a semi-permeable membrane that allowed the passage of gaseous VOCs that have been volatilized from the soil by the heater-block. The heater block raised the temperature of the soil adjacent to the probe to 120 °C. The volatilized gases were picked up by an inert carrier gas, which was cycled through the probe. The carrier gas was then carried via trunk line to a series of detectors including a Photoionization Detector (PID), Flame-Ionization Detector (FID), and Halogen-Specific Detector (XSD). The detectors and other instruments, equipment, and supplies were housed in a temperature-controlled compartment of a box truck. Results from these detectors were displayed in real time with a short delay to allow for transport time of the carrier gas. These results were displayed graphically and provided a relative concentration value for VOCs in the soil at any given depth. Due to the shallow basaltic bedrock underlying the two properties, depths to refusal for the MIP probe ranged from approximately 2 feet bgs to 10 feet bgs.

MIP screening was conducted at 15 locations at the former Rawhide Motors property and six locations on the west and south sides of Earl's Laundromat and Dry Cleaning (Figures 18 and 19). Screening locations on the former Rawhide Motors property corresponded to locations that were previously identified as former USTs, product lines, oil-water separators, or investigated areas by Kleinfelder. Screening locations on the Earl properties were focused near the dry-cleaning building and associated sewer lines due to wet and muddy conditions that precluded access to many of the planned locations.

Results for the MIP provide a relative concentration value for VOCs at any given depth and are presented graphically (Appendix I). Each graph corresponds to data collected by the PID, FID, and XSD. The PID and FID

graphs present data indicating the presence of fuel range hydrocarbons, whereas the XSD graphs illustrate the presence of halogenated hydrocarbons such as PCE and TCE within the subsurface.

Generally, XSD results for the former Rawhide Motors locations were less than 1.0×10^5 microvolt (µV), which is the value that indicates the potential presence of halogenated hydrocarbons in the soil matrix. FID results indicate that shallow soils may be impacted with fuel hydrocarbons in areas along the former product line, adjacent to the loading dock area on the west side of the building, and on the south side of the Rawhide Motors property. XSD values exceeded $1.0\ \mu V \times 10^5$ in three of the six MIP sample locations on the west and south sides of the Earl's Laundromat and Dry Cleaning. These results indicated halogenated hydrocarbons were likely present in the shallow soils beneath the Earl Properties.

Following the MIP sampling, active soil soil-gas samples were collected to confirm MIP results and provide soil-gas information in areas inaccessible to the MIP box truck due to weather. The direct-push rig was used to advance a drill rod and install a temporary vapor probe at targeted depths of five feet, or refusal, whichever occurred first. The drill rod was fitted with a disposable tip, which was connected to 0.25-inchinside diameter Nylaflow nylon tubing. Slots were cut in the bottom six inches of the tubing. The annular space around the tubing was filled with sand from 4 to 5 feet bgs; dry bentonite pellets from 3.5 to 4 feet bgs; and hydrated bentonite from 0.5 to 3.5 feet bgs. Total volume of the filter pack and tubing was calculated by field personnel, and a purge pump was utilized to purge at least three of these volumes from the temporary well. After purging, a laboratory supplied Summa canister was connected to the tubing and filled at 200 ml/min for approximately 5 minutes. This was repeated at each soil vapor sample point. All canisters were labeled according to sample location and depth, and transported to Airtech Environmental Laboratories, Inc., an Arizona licensed analytical laboratory for analysis for VOCs by EPA Method TO-15.

Twenty-six soil-gas samples were collected from depths of approximately 5 feet bgs. PCE was detected in 12 of the 16 samples collected from the Earl Properties, with concentrations ranging from 24.1 micrograms per cubic meter ($\mu g/m^3$) to 4,105 $\mu g/m^3$ (Table 5, Figure 18). PCE-related compounds were not detected above their laboratory reporting limits. At the former Rawhide Motors, PCE was detected in two of the ten samples at concentrations of 16.7 $\mu g/m^3$ and 27.3 $\mu g/m^3$ (Table 5, Figure 19). PCE-related compounds were not detected above their laboratory reporting limits.

Results from the January 2017 sampling event indicated PCE concentrations in soil gas on the former Rawhide motors property were low and not prevalent on the property. Results from sampling at the Earl properties indicated the full extent of PCE in soil gas had not been determined.

May 2017

In an effort to delineate the lateral extent of shallow (less than 5 feet bgs) PCE in soil gas at the Earl properties, additional samples were collected in May 2017. Johnson Environmental Technologies (JET) was subcontracted to provide a direct-push rig for drilling and installation of soil-gas monitoring probes and Jones Environmental, Inc. (Jones) was subcontracted to provide a mobile laboratory to analyze soil-gas samples in the field. The mobile laboratory allowed collection of contingency locations located further from the suspected source if elevated concentrations of PCE were detected in initial samples. The delineation of PCE contamination in soil gas was based on the exceedance of calculated screening levels (Section 5.3.1).

Soil-gas samples were obtained from temporary soil-gas probes that were installed by advancing a drill rod with a disposable tip to a depth of five feet bgs, or refusal, whichever occurred first. The drill rod was then retracted approximately three inches, exposing a screened portion of the rod at the target depth. Tubing was connected to the rod for purging and sample extraction. A hydrated Bentonite seal was placed around the drill rod and ground surface to prevent ambient air from entering the borehole. The temporary probe was allowed to

equilibrate for at least 20 minutes prior to sampling. The total volume of the tubing and probe were calculated, and a syringe was used to purge three full volumes from the temporary probe prior to sample collection. Soil-gas samples were collected in 1-liter Tedlar bags, which were then transported to the on-site mobile laboratory for analysis. Soil vapor sampling procedures followed ADEQ's Soil Vapor Sampling Guidance, dated May 19, 2011.

Soil-gas samples were collected as follows (Figure 20):

- Primary locations (20 samples)
    - Earl Properties (SV-3 Through SV-16)
    - Developed parcel (212-28-047) north of Earl's Equipment Yard (SV-1 and SV-2)
    - Arizona Department of Transportation (ADOT) right of way (ROW) on the west side of Highway 260 (SV-17 through SV-20).
- Contingency step-out locations (eight samples)
    - Earl's Laundromat and Dry Cleaning parcel (SV-C9, SV-C11S, and SV-C11E)
    - ADOT ROW on the west side of Highway 260 (SV-C17, SV-C18, SV-C19)
    - West side of the Lakeside Professional Plaza property (SV-C19.5)

One duplicate field sample was collected for every 20 soil-gas samples obtained during the monitoring event. In addition to the soil-gas samples submitted to Jones, five confirmation soil-gas samples were collected. Confirmation soil-gas samples were collected using 1-Liter Summa canisters. These confirmation samples were submitted to AEL for analysis of VOCs using EPA Method TO-15 (Table 5).

PCE was detected in all of the soil-gas samples collected (Table 5, Figure 18 and 19, Appendix A). PCE concentrations from samples collected ranged from 143 $\mu g/m^3$ to 12,300 $\mu g/m^3$ on the Earl Properties and from 88.5 $\mu g/m^3$ to 26,400 $\mu g/m^3$ on adjoining properties and on the west side of Highway 260. PCE concentrations of 8,470 $\mu g/m^3$ and 12,300 $\mu g/m^3$ were present in the two samples obtained from beneath the Earl's Laundromat and Dry Cleaning building (SV-9 and SV-10). PCE-related compounds were not detected above their laboratory reporting limits.

Confirmation soil-gas samples were collected alongside samples SV-2, SV-9, SV-11, SV-16, and SV-17. Confirmation samples were analyzed using EPA Method TO-15 whereas EPA Method 8260B was used to analyze samples in the field. PCE concentrations in confirmation samples were generally consistent with the original samples yet the confirmation results were each higher than the corresponding sample analyzed by the mobile-laboratory. PCE-related compounds were not detected above their laboratory reporting limits in the confirmation samples.

September 2017

In September 2017, 15 soil-gas samples were collected from areas west of Highway 260, to define the extent of PCE in soil gas west of Highway 260 and evaluate the potential for vapor intrusion. Soil-gas samples were collected using direct-push soil-gas sampling methods, 1-Liter Summa canisters and flow controllers provided

by ESC Lab Sciences, and soil-gas sampling equipment provided by JET. Samples were obtained in general conformance with the procedures outlined in ADEQ's Soil Vapor Sampling Guidance dated May 19, 2011.

A total of fifteen soil-gas samples were collected west of Highway 260 (Figure 21). Eleven soil-gas samples (DP-01 through DP-11) were collected at a depth of 5 feet bgs using the direct push rig. Due to limited access, four soil-gas samples (DP-12 through DP-15) were collected at a depth of 3 feet bgs using a hand drill. The soil-gas samples were submitted to ESC Lab Sciences for analysis of VOCs using EPA Method TO-15.

PCE was detected in soil-gas samples collected at concentrations ranging from 10.5 µg/m^3 to 18,700 µg/m^3 (Table 5; Figure 21; Appendix A). PCE-related compounds were not detected above the laboratory reporting limit in the soil-gas samples. However, a number of analytes unrelated to the Site, including fuel-related compounds, were detected above the laboratory reporting limit.

3.2.6 Indoor Air Quality Sampling

The concentrations of several compounds in samples from the LPP Property (Figures 3 and 21) in September 2017 exceeded soil-gas screening levels (SGSLs) adapted from EPA Regional Screening Levels (RSLs) for indoor air (section 5.3.1). Therefore, the indoor air quality (IAQ) of the suites at the LPP Property was evaluated. IAQ samples were collected in December 2017 (Table 6; Figure 22). The samples were collected using 6-Liter Summa canisters and controllers provided by ESC Lab Sciences, with the controllers set to draw for an 8-hour period. Where possible, the canisters were located in occupied areas and within the breathing zone (3-6 feet above floor level). Any materials that may contribute to cross-contamination of the sample were re-located away from the sample area prior to beginning the draw.

One ambient air sample was collected from the southwest corner of the LLP Property (determined to be the upwind location during the draw period). Indoor air samples were collected from inside Suites 1, 3, and 6. Indoor air samples were submitted to ESC Lab Sciences for analysis of VOCs using EPA Method TO-15. Samples were analyzed only for those compounds that exceeded a screening level in soil-gas samples previously collected (Section 5.3.1).

PCE was detected in the three samples collected from inside the LPP Property suites, with concentrations ranging from 4.86 µg/m^3 to 10.2 µg/m^3 (Table 6; Figure 22; Appendix C). Benzene, while not a COC, was also detected in each of the indoor air samples, with concentrations ranging from 0.894 µg/m^3 to 1.48 µg/m^3 (Table 6; Appendix C). Benzene was the only compound detected in the ambient air sample (0.642 µg/m^3). No other compounds were detected above the laboratory detection limit.

4. Results

Pinyon has interpreted the analytical results from field investigations to evaluate the horizontal and vertical extent of impacts in soil gas, soil, and groundwater, as presented in the following sections.

4.1 Source Characteristics

As noted in Section 3.1, the Earl properties and the former Rawhide Motors (currently E&E Services) were evaluated during the RI as the primary potential sources of the COCs due to their location relative to the plume and the likelihood that PCE had been used on the properties. The results of active soil-gas sampling (section 3.2.5) and groundwater monitoring (section 3.2.3) indicated the Former Rawhide Motors property is not likely a source of PCE to groundwater at the site.

In contrast, sampling in the vicinity of Earl's Laundromat and Dry cleaning, a former dry cleaner located on the Earl Properties, showed elevated concentrations of PCE in the soil gas. Additionally, groundwater quality and water level monitoring over several years have consistently indicated the area is likely to be the source of contamination. These investigative activities, along with the confirmed use of PCE for dry cleaning, provide multiple lines of evidence supporting the conclusion that the former dry cleaner is the source of PCE at the Site. Earl's Laundromat and Dry Cleaning continues to operate but reportedly ceased dry cleaning operations in early 2016.

4.2 Extent of Impacts

The extent of contamination in soil gas, soil, and groundwater was evaluated based on the analytical data collected during the PI and RI. As mentioned previously, several compounds, including PCE, TCE, cis-1,2-DCE and petroleum hydrocarbons have been detected in soil gas and groundwater at the Site. However, PCE is the compound that has been detected at the Site above an AWQS and therefore is the COC used to evaluate the extent of contamination.

4.2.1 Soil Gas Extent of Impacts

During initial source area soil-gas sampling conducted in January 2017, PCE was detected at the former Rawhide Motors property in only two locations with concentrations of 16.7 µg/m^3 and 24.3 µg/m^3 (Table 5; Figures 19; Appendix A). These concentrations are below the applicable SGSL calculated using the EPA RSL for workers (for additional discussion see Section 5.3.1). The low, and spatially-limited PCE concentrations detected in soil gas on the property do not pose an unacceptable risk to human health and are not likely to impact groundwater.

In contrast, initial sampling on the Earl properties in January 2017 indicated the potential for substantial PCE impacts to soil gas. Therefore, additional sampling was conducted to determine the full extent of shallow soil-gas contamination at the property. The vertical evaluation of soil gas was limited to approximately the upper five feet of the subsurface due to the presence of basalt at shallow depths. The lateral extent of contamination was determined based on exceedances of an SGSL (as described in section 5.3.1).

PCE was detected in soil gas beneath the Earl Properties at concentrations as high as 35,190 µg/m^3. This concentration was detected in the confirmation sample at location SV-9 (Figure 20). The highest PCE soil-gas concentrations on the Earl Properties were detected directly beneath the former dry cleaner building.

The PCE concentrations generally decreased significantly with distance south and east from the former dry cleaning building and did not exceed applicable SGSLs in these directions beyond the Earl Properties. North of the building, an area of elevated concentration was detected in the northwest portion of Earl's Equipment Yard.

PCE was detected at a maximum concentration of 5,740 µg/m^3 in this area during the May 2017 sampling event (Figure 20). No source for this localized area of elevated concentration could be determined through historical records searches or discussions with the property owner. Sampling on the adjacent property to the north (parcel 212-28-047) confirmed PCE concentrations did not exceed the applicable SGSL north of the Earl Properties (Section 5.3.1).

PCE was also detected northwest of the former dry-cleaning building. Elevated PCE concentrations were detected in the right-of-way adjacent to west side of Highway 260, northwest of the former dry cleaner (Figures 20 and 21). Concentrations in this area ranged from 18,700 µg/m^3 (DP-11; Figure 21) to 26,400 µg/m^3 (SV-18; Figure 20). PCE in the confirmation sample collected at the location of SV-18 was 44,410 µg/m^3. Historical records searches and discussions with local property owners did not indicate the presence of any PCE sources west of the highway.

With one exception, PCE concentrations west of Highway 260 exceeded an applicable SGSL only in the right-of-way and on the adjacent LPP property (Figures 20 and 21). In location DP-02, located along Johnson Lane near Church Lane, the concentrations slightly exceeded the residential SGSL. These results are discussed further in section 5.3.1.

The results of extensive soil-gas sampling conducted from January to September 2017 indicated PCE concentrations exceeded an SGSL outside of the Earl Properties only to the west. Soil-gas contamination west of the Earl Properties was generally confined to areas beneath and adjacent to Highway 260. Sampling data evaluation, historical records searches, and discussions with local property owners have not identified a potential source of PCE in this area other than the former dry cleaner.

4.2.2 Soil Extent of Impacts

Concentrations of PCE in soil gas were converted to soil equivalents as per R18-7-203 (C) (Appendix J) to determine the concentration reasonably expected in the soil. The highest reported PCE concentration detected in soil gas was 44,410 µg/m^3 (SV-18 Confirmation), which converts to a soil equivalent of 0.069 mg/kg. This concentration does not exceed the PCE residential Soil Remediation Level (SRL) of 0.51 mg/kg and is also below the minimum Groundwater Protection Level for PCE in soil of 0.88 mg/kg. Thus, impacts in soil are not expected to have a direct impact to human health or the environment.

4.2.3 Groundwater Extent of Impacts

Several rounds of groundwater sampling have been conducted at the Site to define the extent of PCE impacts in groundwater (Table 1; Figures 13, 14, 15, 16; Appendix B). The most recent groundwater analytical data from December 2017 and March 2018 has been used to evaluate the current extent of impacts. The contaminant plume is defined as the volume of groundwater impacted by PCE at concentrations exceeding the AWQS of 5.0 µg/l.

In December 2017, the PCE plume extended northwest from the area of the former drycleaner to approximately well ADEQ-80434. The highest concentration of PCE (31.5 µg/l) was detected in MW-2 (Figure 15), which is the groundwater monitoring well closest to the former dry cleaner. PCE concentrations have never exceeded the AWQS in wells located immediately upgradient and cross-gradient of the former dry cleaner (i.e. ADEQ-81397, ADEQ-80227, and MW-1) (Figures 13-16; Table 1). Therefore, these data support the conclusion that the source of PCE to groundwater is the former dry cleaner.

Concentrations of PCE exceeding the AWQS were detected in several wells downgradient of the source, at a maximum concentration of 25.4 µg/l in well ADEQ-12173, which is located approximately 500 feet hydraulically

downgradient of the source area. The estimated downgradient edge of the plume has consistently been located near well ADEQ-80434 since sampling in October 2016 (Figures 13-16).

Based on these data, the extent of groundwater impacts above the AWQS is generally limited to the area northwest of the Earl Properties, approximately 1/3 mile long and having a width of approximately 1000 feet at its widest (Figure 15).

The December 2017 results were also used to evaluate the vertical extent of contaminated groundwater in the area. Figure 23 shows an estimated concentration cross section based primarily upon sampling in December 2017. Concentrations of PCE were highest immediately below the suspected source (MW-2). A cluster of wells completed at various depths near the northwest corner of Highway 260 and Johnson Lane (approximately 500 feet downgradient of the suspected source) provide valuable information regarding the vertical extent of contamination within the plume. Excluding the well closest to the suspected source, PCE concentrations were highest in well ADEQ-12173, screened from 200 to 220 feet bgs at a concentration of 25.4 ug/L. PCE was detected above the AWQS as deep as 310 feet bgs in well ADEQ-81400 at a concentration of 7.14 ug/L.

Results from the March 2018 sampling event (Figure 24) generally correlate with the results of the December 2017 sampling event; however, the highest concentration of PCE (22.1 µg/l) was detected in ADEQ-12173, located approximately 500 feet downgradient of the source area (Table 1; Figure 16). Consistent with previous sampling events, the downgradient edge of the plume was located near well ADEQ-80434. At the source area, PCE was detected at 9.23 µg/l in well MW-2. Upgradient of this area, PCE was again not detected above the AWQS in ADEQ-80227 (1.1 µg/l) to the southeast or ADEQ-81397 (less than 1.0 µg/l) to the northeast.

4.3 Conceptual Site Model

Based on the information collected to date, a conceptual site model (CSM) has been developed to describe the current conditions at the Site (Figure 24). Based on the results of Site investigations, along with anecdotal evidence from the business owner it is suspected that dry cleaning solution containing PCE leaked from a dry-cleaning machine at Earl's Laundromat and Dry Cleaning, resulting in impacts to soil, soil gas, and groundwater immediately beneath and around the building.

It is suspected that the soil and soil gas directly beneath the dry-cleaning machine was impacted initially, as shown by shallow soil-gas impacts detected on the Earl Properties during the RI. Shallow soil-gas impacts were also detected in the northwest portion of Earl's Equipment Yard and on the western side of Highway 260. Despite a thorough historical records search no other potential sources of PCE contamination were identified in the vicinity of the former dry cleaner, suggesting that the elevated PCE concentrations in soil gas are the result of PCE vapor migration through preferential pathways. In the case of PCE west of Highway 260, PCE may have migrated within the high-permeability road base beneath the highway.

The Site is underlain by a layer of vesicular basalt, which may have impeded vertical migration of PCE; however, it is possible that the porous nature of the basalt, or presence of fractures, allowed some vertical migration of PCE in either infiltrating surface water or soil gas. Information provided by residents in the area indicated the storm sewer located along Highway 260 would back up and overflow during heavy rain events. This occurred for several years before being repaired sometime around 2010 (R. Troutman, personal communication, July 10, 2018; E. Earl, personal communication, July 11, 2013). This overflow caused storm water to flood the parking lot adjacent to Earl's Laundromat and Dry Cleaning. The standing water from the flooding may have caused increased infiltration into the shallow subsurface. Infiltrating storm water would likely have dissolved some PCE mass from soil and soil gas. The increased hydraulic head from these flood events may have increased infiltration of the PCE-contaminated water through the vesicular basalt, thus enhancing the connection between groundwater and contamination at the surface. Contaminated water may also have migrated west/northwest

near the source area due to preferential pathways created by the local lithology and high-permeability road base.

Once dissolved in groundwater, PCE will flow with the natural groundwater gradient preferentially through unconsolidated portions of the aquifer. Groundwater flow may also occur through highly vesicular or fractured portions of the basalt. The local groundwater gradient appears to be generally to the west/northwest toward Rainbow Lake; however, increased pumping from the plant nursery business located less than 500 feet from the source area has likely caused groundwater to flow slightly north, before resuming the natural flow to the northwest (Figures 8-12), explaining the general shape of the plume (Figures 13-16).

Pumping from the nursery wells extracts contaminated water from the aquifer. PCE may be removed from the water due to volatilization from holding tanks, during spray irrigation, and through evapotranspiration by plants. This process likely decreases contaminant mass in the aquifer thereby slowing the progress of the plume downgradient. This activity, combined with the generally low PCE concentrations in the plume, may explain the relative stability of the plume extent over several years of sampling.

The leak in the dry cleaning machine at Earl's Laundromat and Dry Cleaner was reportedly discovered and repaired in the late 2000's; dry cleaning operations at the facility ceased in early 2016 (E. Earl personal communication, July 11, 2018). Additionally, the storm water pipe running beneath Highway 260 was reportedly repaired in 2010, preventing additional flooding of the dry cleaner property. These actions have likely combined to reduce the potential for further impacts to groundwater at the source. With a diminished source, PCE concentrations in groundwater would be expected to naturally decrease over time due to dispersion and diffusion and pumping of the nursery wells. This has likely contributed to the observed decrease in PCE concentrations at several wells since sampling was first conducted in these wells in 2015.

5. Risk Evaluation

As part of the RI, a site-specific risk evaluation was conducted to characterize the current risk to public health and the environment. The risk evaluation includes identifying sources, potential migration pathways, and receptors within the area of the Site. The potential risk is identified based on the concentration of the hazard present in the source and the potential completion of the pathway.

5.1 Environmental Hazards

This risk evaluation is focused on the potential risk from the PCE, the identified COC. Potential health risks from PCE, as related to the Site, have been identified as an increased risk of cancer through dermal contact and ingestion of impacted water, dermal contact with impacted soil, and through inhalation of contaminated indoor air (ADEQ, 2016).

5.2 Potential Receptors

Potential receptors in the area include residents and commercial workers. Residents include children and adults living in the residential properties within the Site area. Commercial workers include adults working in the commercial properties within the Site area. Select sensitive receptors have been identified near the source (Figure 2).

5.3 Migration Pathways

A migration pathway is the route which the potential hazard (PCE) migrates from the source (soil gas, soil, surface water, or groundwater) to a receptor. Pathways can include:

- Inhalation of impacted vapors
- Dermal contact with impacted soil, groundwater, or surface water
- Ingestion of impacted soil, groundwater, or surface water

5.3.1 Vapor Pathways

Potential impacts (such as PCE) in the soil gas could reach the receptors by vapor intrusion into residential or commercial buildings through cracks or utility openings in the foundation. Receptors could then be exposed by inhalation of impacted indoor air. Exposure to outdoor air is generally not considered a viable pathway due to vapor dilution in ambient air.

To evaluate the risk of vapor exposure to potential receptors in the area, soil-gas samples were collected adjacent to buildings where vapor intrusion may occur. The soil-gas samples were compared against soil-gas screening levels (SGSLs), calculated from EPA Regional Screening Levels (RSLs) for indoor air.

The SGSL is the concentration in soil gas, from samples collected beneath or near a building, below which a contaminant would not be expected to exceed the RSL inside the building. Soil-gas samples are compared directly to the SGSL to determine if additional investigation is needed. The SGSL is calculated by applying an

attenuation factor (α) to the respective RSL to account for the decrease in concentration expected as vapors migrate into the building and mix with indoor air:

$$SGSL = \frac{RSL}{\alpha}$$

The RSLs are provided by EPA based the potential for chronic exposure to cause cancer. Screening levels are an estimated contaminant concentration that would be expected to cause no more than one excess cancer in a million persons exposed during their lifetime. EPA provides PCE indoor air RSLs for both residential (11 µg/m^3) and worker (47 µg/m^3) indoor air to account for differences in exposures. RSLs are used for screening-level purposes only and are not enforceable standards. RSLs are updated periodically by the EPA, however, RSL values for the contaminants discussed herein did not change during the investigation and are current as of the EPA publication in May 2018 (EPA, 2018).

To account for inherent temporal and spatial variability in indoor air and subsurface vapor concentrations, the EPA has recommended a conservative generic attenuation factor (α) of 0.03. Using this factor and the appropriate RSL, the SGSLs for PCE is calculated for exposure to residents (367 µg/m^3) and workers (1,567 µg/m^3). If concentrations in soil gas exceed the respective SGSL near a building and the evidence suggest vapor intrusion is a concern, direct sampling of indoor air is recommended. Indoor air samples are then compared directly against the RSL to determine if additional investigation or action is required.

Numerous soil-gas samples were collected in the vicinity of the former dry cleaner to determine potential vapor intrusion risk to surrounding occupied buildings. PCE concentrations in samples collected nearest the occupied residence on the Earl properties did not exceed the residential SGSL. Similarly, PCE concentrations in samples collected near buildings located adjacent to the properties to the north and the east did not exceed the respective SGSL.

PCE concentrations from soil-gas samples collected near the current laundromat building exceeded the SGSL. However, given the history of PCE use in the building and the fact that the dry-cleaning machine is still present, it is likely that any PCE detected in indoor air would be from indoor sources rather than vapor intrusion. Indoor sources of PCE in commercial buildings are not regulated by ADEQ.

West of Highway 260, soil-gas samples near the LPP property exceeded the SGSL for worker indoor air. Because a potential for vapor intrusion was identified, and businesses on the property are not known to use or have historically used PCE, indoor air sampling was conducted in December 2017 (Section 3.2.6). Soil-gas samples also exceeded SGSLs for three fuel-related compounds: 1,3-butadiene (SGSL = 13 µg/m^3), benzene (SGSL = 53 µg/m^3), and ethylbenzene (SGSL = 163 µg/m^3). These compounds are not considered to be related to the Site; however, indoor air samples were analyzed for these compounds to ensure protection of human health.

Indoor air samples were collected in Suites 1, 3, and 6 of the main building on the LLP property (Table 6; Figure 22; Appendix C). PCE was detected in each of the indoor air samples at concentrations ranging from 4.86 to 10.2 µg/m^3, which are below the indoor air RSL for workers (47 µg/m^3). Benzene was detected in each sample with concentrations ranging from 0.894 to 1.48 µg/m^3. Benzene was also detected in the ambient air sample at a concentration of 0.642 µg/m^3. These values do not exceed the benzene indoor air RSL for workers (1.6 µg/m^3). 1,3-butadiene and ethylbenzene were not detected in the sample collected. Based on the sample results, the risk to receptors working in the area is very low.

The risk of vapor exposure to other potential receptors west of Highway 260 is unlikely due to the decreasing concentrations of contaminants observed in the soil gas with distance from the source. In one location, located

along Johnson Lane near Church Lane, the PCE concentrations in soil gas slightly exceeded the calculated residential SGSL. However, indoor air concentrations detected at the LPP property indicated attenuation of PCE vapor was greater than the EPA default attenuation factor and nearby soil gas concentrations were consistently less than SGSLs. Based on this evidence, soil gas concentrations in this area are not expected to impact human health.

5.3.2 Soil Pathways

Potential impacts in the soil could reach the receptors through direct skin contact and ingestion. This would occur when humans come in direct contact with impacted soils. PCE concentrations of soil equivalents, converted from reported PCE concentrations for collected soil-gas samples, were below the residential and non-residential SRLs (Appendix J); therefore, there is minimal risk to human health from exposure to impacted soil.

5.3.3 Surface Water Pathways

Potential impacts in the surface water could reach the receptors through ingestion and direct skin contact. Surface water in the area is typically used for irrigation, livestock, domestic, tourism, and recreational purposes. The downgradient edge of the plume is located approximately 1,200 feet from Rainbow Lake (Figure 3), which is approximately 3,900 feet in length. Billy Creek is located approximately 800 feet northeast and upgradient of the Site (Figure 1). PCE was not detected in surface water samples collected from Rainbow Lake (Figure 17; Appendix B). Therefore, Rainbow Lake is currently not impacted. Due to the distance between the source and surface water, the observed stability of the plume, and the analytical results of the samples collected from Rainbow Lake, it is unlikely that Rainbow Lake will be impacted in the future. Furthermore, it is unlikely that Billy Creek has been impacted because groundwater from the source flows to the northwest, away from the creek. Based on these findings, there is currently minimal risk to human health from surface water.

5.3.4 Groundwater Pathways

PCE in the groundwater could reach the receptors through ingestion, inhalation, and direct skin contact. Residents in the area are supplied water either by privately owned wells or commercially by one of two primary suppliers operating groundwater wells (AWC and Pinetop Water Community Facilities [PWCF]). Groundwater wells operated by AWC and PWCF are not located within the boundary of the plume. These wells are also sampled regularly for contaminants, including PCE, to ensure compliance with the Safe Drinking Water Act. Therefore, the water supplied by the commercially operated wells is not impacted and is safe for the designated uses.

Ingestion, inhalation, and direct dermal contact with groundwater are each likely exposure routes at impacted private wells. At private wells in which PCE concentrations exceed the AWQS, ADEQ has taken action to prevent the drinking of impacted water by informing well owners of potential risks and providing point-of-use filtration where necessary. The Arizona Department of Health Services (ADHS) completed a review of the data to determine if exposure to PCE concentrations detected in groundwater at the Site via ingestion (e.g. during cooking), inhalation (e.g. when showering) or dermal contact posed a risk to receptors. ADHS concluded that domestic uses of water are not expected to harm human health (ADHS, 2015).

ADHS also looked at the use of contaminated water from the Site for irrigation and gardening. Due to the volatile characteristics of PCE, very little PCE is expected to be available to plants when watering, especially through spray irrigation. PCE that is taken up by the plant is expected to be lost through evapotranspiration. The analysis concluded that water from the Site can safely be used for irrigation (ADHS, 2015).

Based on comprehensive groundwater sampling data, analysis by ADHS, and available point-of-use filtration, the risk from exposure to impacted groundwater is minimal. PCE can volatilize from the groundwater and migrate to the surface where exposure is possible through inhalation. This pathway is discussed with the vapor pathway above (Section 5.3.1).

5.4 Ecological Risk Evaluation

Wildlife or vegetation that is present in the study area is likely a mixture of native and non-native species, is habituated to human presence, or has been maintained in a horticultural setting. Since the study area does not contain suitable habitat for the six federally listed species, impacts to soil, soil gas, and groundwater would have no effect on these species. Rainbow Lake was sampled, and COCs were not found (Section 3.2.4). The impacts on terrestrial or aquatic biota that is present in or near the study area would be similar in nature and extent to those affecting humans that reside or use the area. Impacts to vegetation from irrigation using wells in the plume would be negligible, mainly because very small amounts of COCs are taken up by plants (Irwin *et al.*, 1997). The potential impacts of the COCs to the ecology of Site and surrounding area is evaluated and summarized in Appendix D.

6. Land and Water Use

The Land and Water Use Report (Appendix K) was prepared to meet the requirements stated in A.A.C. R18-16-406(D).

6.1 Current and Projected Land Use

Land uses for the Site area are residential and commercial. According to the Pinetop-Lakeside Community Development Department, no foreseeable changes will be made to the current zoning district encompassing the Site. Future land uses for the Site area are anticipated to remain residential and commercial.

6.2 Current and Projected Groundwater Use

Current and future groundwater uses within the area include the following:

- Pinetop-Lakeside expects increases in overall system demand resulting from robust growth rates that equate to added demand for groundwater; however, current information indicates no depletion in groundwater and suggests that the supply is adequate for the town's needs.

- Current private wells within the Site vicinity include registered exempt and non-exempt wells utilized for irrigation, domestic household applications, and additional water production. Private well owners, with the exception of one, intend to continue use of their wells in the foreseeable future.

6.3 Current and Projected Surface Water Use

Surface water at Pinetop-Lakeside is used primarily for irrigation, livestock, domestic, tourism, and recreational purposes. Show Low Pinetop Woodlands Irrigation Company holds water rights in the Pinetop and Woodland areas. Irrigation water is diverted to Woodland and Rainbow Lakes when the irrigation season ends. Lakeside Irrigation System is an irrigation district that supplies water for irrigation to lands east of Rainbow Lake. Woodland Lake, Rainbow Lake, and Scott Reservoir are also used for recreational purposes such as boating, fishing, hiking, and lodging in tourist owned cabins on the shores of Rainbow Lake. No changes from the Show Low Pinetop Woodlands Irrigation Company and Lakeside Irrigation are expected. Additionally, no changes in the recreational use in the form of lakes are expected.

7. Conclusions

This Draft RI was completed to characterize the Site and identify the source, extent of the impacts, and the potential risk to human health. Based on sampling conducted over several years, PCE has been identified as the COC present in soil, soil-gas and groundwater. The source of PCE contamination has been identified as the former dry cleaner located on the Earl Properties at the southeast corner of Highway 260 and Johnson Lane. Recent actions, including the cessation of dry cleaning activities, have reduced the potential for further impacts to groundwater at the source, likely contributing to the observed decrease in PCE concentrations at several wells since sampling was first conducted in 2015.

The extent of elevated PCE concentrations in soil and soil gas is limited to the source area and western adjacent properties (west side of Highway 260). The extent of PCE groundwater impacts above the AWQS has not increased appreciably since sampling began at the site in 2015 and is generally limited to the area northwest of the Earl Properties, approximately 1/3 mile long and having a width of approximately 1000 feet at its widest. PCE has been detected in groundwater from a limited area as deep as 310 feet within the plume. In general, groundwater appears to be the primary mode of transport for PCE at the Site and the extent of impacts appears consistent with a general groundwater flow to the northwest.

A Site-specific exposure pathway evaluation was conducted to characterize the current risk to public health and the environment. PCE concentrations detected in soil, surface water, and indoor air do not exceed levels considered to pose a substantial health risk. In groundwater, PCE concentrations exceed the AWQS; therefore, the ingestion of untreated water is considered a health risk. ADEQ has worked to identify potential receptors at the Site and to prevent ingestion of contaminated water. An analysis conducted by ADHS indicated other uses of groundwater at the Site (e.g. showering, irrigation) are not expected to harm human health. Therefore, data indicate there is currently minimal risk to receptors at the Site.

8. References

AAC, 2009. "Arizona Administrative Code, Title 18. Environmental Quality, Chapter 7. Department of Environmental Quality – Remedial Action," State of Arizona, March 31, 2009

AAC, 2016. "Arizona Administrative Code, Title 18. Environmental Quality, Chapter 11. Department of Environmental Quality – Water Quality Standards," State of Arizona, December 31, 2016

ADHS, 2015. "RE: PCE + TCE Dermal and Inhalation Exposure Risk". Message to Scott D. Goodwin. E-mail. September 16, 2015.

ADEQ, 2016. "Fact Sheet, Highway 260 and Johnson Lane, Water Quality Assurance Revolving Fund Site." Publication Number FS-16-09. Arizona Department of Environmental Quality, 2016.

ADEQ, 1996. "A Screening Method to Determine Soil Concentrations Protective of Groundwater Quality," Leachability Working Group of the Cleanup Standards/Policy Task Force, Arizona Department of Environmental Quality, September 1996.

ADEQ, 2013. "Spreadsheet GPL," Arizona Department of Environmental Quality, Updated January 2013.

BRW, 2001. "Pinetop Lakeside & Navajo County Regional Plan," March 2001.

EPA, 2012. "Vapor Intrusion Database: Evaluation and Characterization of Attenuation Factors for Chlorinated Volatile Organic Compounds and Residential Buildings," Environmental Protection Agency, EPA 530-R-10-002, March 2012.

EPA, 2018. "Regional Screening Level (RSLs) – Generic Tables," Environmental Protection Agency, May 2018. Web. June 14, 2018.

Frank, 2017. "Geologic Provinces of the United States: Colorado Plateau Province, *USGS Geology and Geophysics*," Frank, May 2017.

HGC, 2015. "Preliminary Investigation Report, Blue Ridge Study Area, Pinetop Lakeside, Arizona," Hydro Geo Chem, Inc., September 2015.

HGC, 2016. "Preliminary Investigation Report Addendum, Highway 260 and Johnson Lane, Pinetop Lakeside, Arizona," Hydro Geo Chem, Inc., June 2016.

H&P, 1998. "The Downward Migration of Vapors," H&P Mobile Geochemistry, Inc., February 1998.

Irwin *et al.*, 1997. "Environmental Contaminants Encyclopedia Entry for BTEX and BTEX Compounds," National Park Service Water Resources Divisions, Water Operations Branch, Roy J. Irwin, Mark Van Mouwerik, Lynette Stevens, Marion Dubler Seese, Wendy Basham, July 1, 1997.

Kiver, Eugene P. and David V. Harris, 1999. "Geology of U.S. Parklands," in Wiley, 5th ed.

Kleinfelder, 1995a. "Leaking Underground Storage Tank Site Characterization Report, Former Rawhide Motors, 1659 West White Mountain Boulevard, Lakeside, Arizona 85935," Kleinfelder, August 1995.

Kleinfelder, 1995b. "Report of Underground Storage Tank Closure, Former Rawhide Motors, 1659 West White Mountain Boulevard, Lakeside, Arizona 85935," Kleinfelder, September 1995.

Mann, L. J., 1976. "Ground-water Resources and Water Use in Southern Navajo County, Arizona," in Arizona Water Commission Bulletin 10, May 1976.

Navajo County, 2011. "Navajo County Approved Comprehensive Plan," Navajo County, May 24, 2011.

Noble, 1914. "The Shinumo Quadrangle, Grand Canyon District, Arizona," in Bulletin 549, United States Geological Survey, Department of the Interior, 1914, pp. 11–96.

Overby, A.E., 2007. "Maps Showing Groundwater Conditions in the Southern Navajo County, Arizona: April-August 2001," in ADWR Map Series Report No. 37, July 2007.

NRCS, 2018. "Web Soil Survey," United States Department of Agriculture Natural Resources Conservation Service. Accessed April 2018.

Pinyon, 2018. "Land and Water Use Report, Highway 260 and Johnson Lane Water Quality Assurance Revolving Fund Registry Site, Pinetop Lakeside, Arizona," Pinyon Environmental, Inc. (Pinyon), Inc., April 2018.

TPL, 2017. "Town of Pinetop Lakeside Official Website," Town of Pinetop Lakeside. At http://www.pinetoplakesideaz.gov/. As of June 2017.

TPL, 2014. "Resolution No. 14-1322," Town of Pinetop Lakeside. At https://www.pinetoplakesideaz.gov/publication/view/res-14-1322/. As of April 2018.

WTI, 1998. "Subsurface Assessment, UST Closure Report, Former Williams's Station, Lakeside, Arizona," Western Technologies, Inc., October 1998.

WRCC, 2017. "Pinetop, Arizona, Pinetop Climate Survey," Western Regional Climate Center. At https://wrcc.dri.edu/cgi-bin/cliMAIN.pl?az6597. Accessed May 2017.

USDA, 2017. "USDA Natural Resource Conservation Service, April 2017," United States Department of Agriculture. Available at nemo.srnr.arizona.edu. Accessed on May 18, 2017.

USEPA, 2017. "Regional Screening Level (RSL) Summary Table (TR=1E-06, HQ=0.1)," United States Environmental Protection Agency, November 2017.

USFWS, 2018. "IPaC- Information, Planning and Conservation System," United States Fish and Wildlife Service. Available at: http://ecos.fws.gov/ipac/. Accessed on April 2018.

USGS, 2017. "US Topo, Lakeside Quadrangle, Arizona-Navajo Co. 7.5 Minute Series," United States Geological Survey, 1984.

Walter, 2003. "Vapor Phase Transport as a Groundwater Contamination Process at Arid Landfill Sites," Walter, G.R., et al, 2003.

9. Limitations

This report was prepared by Pinyon Environmental, Inc., at the request of and for the benefit of Arizona Department of Environmental Quality (ADEQ). The conclusions and recommendations offered in this report are based on the data obtained from a limited number of samples. Soil conditions typically vary even over short distances. Laboratory analysis has been performed for specific constituents during the course of this investigation, as described in the text. This study makes no attempt to assess constituents not searched for in the laboratory analysis. Conclusions stated herein refer only to the specific Site and area at the time of the investigation.

Tables

Table 1
Groundwater Analytical Results
Highway 260 and Johnson Lane
Pinetop-Lakeside, Arizona

ADEQ Number ID	Sample ID	Sample Date	Sample Depth (ft btc)	Analyte (VOCs by Method 8260B*)				
				PCE	TCE	cDCE	tDCE	VC
				µg/l	µg/l	µg/l	µg/l	µg/l
Aquifer Water Quality Standards (AWQS)[1]				5	5	70	100	2
NR	Bishop Well	10/18/2004	NR	<0.50	<0.50	<0.50	<0.50	<0.50
NR	BRUSD Irrigation Well #1	10/27/2003	NR	<1.0	**5.4**	<1.0	<1.0	<1.0
		12/1/2004		<0.50	**3.3**	<0.50	<0.50	<0.50
		4/21/2005		NR	**3.9**	NR	NR	NR
NR	BRUSD Irrigation Well #2	1/19/1994	NR	NR	**5.5**	NR	NR	NR
		10/27/2003		<1.0	**2.3**	<1.0	<1.0	<1.0
		12/1/2004		<0.50	**1.7**	<0.50	<0.50	<0.50
		4/21/2005		NR	**1.6**	NR	NR	NR
		3/26/2015	160	<0.50	**0.80**	NR	NR	NR
		03/26/2015 (Duplicate)		<0.50	**0.86**	NR	NR	NR
NR	BRUSD Storage Tank	10/27/2003	NR	<1	**2.5**	<1	<1	<1
81397	Earl North Well	2/8/2017	42	<.50	<.50	<.50	<.50	<2.0
		2/8/2017	97	<.50	<.50	<.50	<.50	<2.0
		4/13/2017		<1.0	<1.0	<.50	<.50	<2.0
		12/07/2017	NR	<1.0	<1.0	<1.0	<1.0	<1.0
		03/28/2018	122	<1.0	<1.0	<1.0	<1.0	<3.0
80227	Earl South Well	03/25/2015	150	**0.97**	<.50	<0.50	<0.50	<0.50
		10/18/2016		**1.6**	<.50	<.50	<.50	<.50
		04/13/2017		**1.2**	<1.0	<.50	<.50	<2.0
		12/07/2017		**1.35**	<1.0	<1.0	<1.0	<1.0
		03/28/2018	NR	**1.11**	<1.0	<1.0	<1.0	<3.0
81399	E & E Well	02/09/2017	170	<6.2	<6.6	<5.8	<6.6	<7.0
		02/09/2017	130	<1.55	<1.65	<1.45	<1.65	<1.75
		03/27/2018	0	<1.0	<1.0	<1.0	<1.0	<1.0
		03/27/2018	135	<1.0	<1.0	<1.0	<1.0	<1.0
		03/27/2018	160	<1.0	<1.0	<1.0	<1.0	<1.0
81403	Gardner Well	10/19/2016	66.5	**2.5**	<0.50	<0.50	<0.50	<0.50
		04/10/2017		**1.8**	<1.0	<0.50	<0.50	<2.0
		12/04/2017		**1.48**	<1.0	<1.0	<1.0	<1.0
		03/29/2018	21	**1.33**	<1.0	<1.0	<1.0	<1.0
12173	Kengla Well #1	03/25/2015	75	**59**	<0.50	<0.50	<0.50	<0.50
		05/11/2015		**53**	**1.1**	<0.50	<0.50	<0.50
		10/17/2016		**8.4**	<.50	<.50	<.50	<.50
		04/11/2017		**22**	<1.0	<0.50	<0.50	<2.0
		12/07/2017		**25.4**	**0.971**	<1.0	<1.0	<1.0
		03/30/2018	28	**22.1**	**0.77**	<1.0	<1.0	<1.0
81398	Kengla Well #1R	10/17/2016	202.4	**18**	<0.50	<0.50	<0.50	<0.50
		04/11/2017		**26**	<1.0	<0.50	<0.50	<2.0
		12/07/2017		**19.2**	**0.458**	<1.0	<1.0	<1.0
		03/30/2018	32	**21.3**	**0.78**	<1.0	<1.0	<1.0
80426	Kengla Well #2	05/11/2015	57.5	**47**	<0.50	<0.50	<0.50	<0.50
		10/17/2016		**11**	<0.50	<0.50	<0.50	<0.50
		04/11/2017		**15**	<1.0	<0.50	<0.50	<2.0
		12/07/2017		**16.6**	<1.0	<1.0	<1.0	<1.0
		03/30/2018	25	**17.1**	<1.0	<1.0	<1.0	<1.0
81400	Kengla Well #3N	09/22/2015	310	**12**	<0.50	<0.50	<0.50	<0.50
		09/22/2015 (Duplicate)		**11**	<0.50	<0.50	<0.50	<0.50
		10/17/2016		**4.5**	<0.50	<0.50	<0.50	<2.0
		04/11/2017		**12**	<1.0	<0.50	<0.50	<2.0
		12/07/2017		**7.14**	<1.0	<1.0	<1.0	<1.0
		03/30/2018	30	**8.41**	<1.0	<1.0	<1.0	<1.0
80427	LDS Church Well	09/22/2015	75-150	<0.50	<0.50	<0.50	<0.50	<0.50
		10/19/2016		<0.50	<0.50	<0.50	<0.50	<2.0
		04/10/2017		<1.0	<1.0	<0.50	<0.50	<2.0
		12/06/2017		<1.0	<1.0	<1.0	<1.0	<1.0
		03/30/2018	31	<1.0	<1.0	<1.0	<1.0	<3.0

Table 1
Groundwater Analytical Results
Highway 260 and Johnson Lane
Pinetop-Lakeside, Arizona

ADEQ Number ID	Sample ID	Sample Date	Sample Depth (ft btc)	Analyte (VOCs by Method 8260B*)				
				PCE	TCE	cDCE	tDCE	VC
				µg/l	µg/l	µg/l	µg/l	µg/l
Aquifer Water Quality Standards (AWQS)[1]				5	5	70	100	2
80431	Lee Well	09/22/2015	65	**20**	<0.50	<0.50	<0.50	<0.50
		10/19/2016		**24**	<0.50	<0.50	<0.50	<2.0
		04/10/2017		**22**	<1.0	<0.50	<0.50	<2.0
		04/10/2017 (Duplicate)		**23**	<1.0	<0.50	<0.50	<2.0
		12/06/2017		**17.1**	<1.0	<1.0	<1.0	<1.0
		03/28/2018	NR	**18.8**	<1.0	<1.0	<1.0	<3.0
12158	Longyear Well	03/25/2015	171	<0.50	<0.50	NR	NR	NR
80432	Mangum Well	02/10/2017	178-264	**1.7**	<0.50	<0.50	<0.50	<0.50
		04/10/2017		**2.1**	<1.0	<0.50	<0.50	<2.0
		12/03/2017		**2.31**	<1.0	<1.0	<1.0	<1.0
		03/28/2018	229	**2.21**	<1.0	<1.0	<1.0	<3.0
80434	Marinello Well	09/22/2015	110	**2**	<0.50	NR	NR	NR
		10/17/2016		**4.4**	<0.50	<0.50	<0.50	<2.0
		04/10/2017		**4.8**	<1.0	<0.50	<0.50	<2.0
		12/05/2017		**4.36**	<1.0	<1.0	<1.0	<1.0
		03/28/2018	22	**4.96**	<1.0	<1.0	<1.0	<3.0
81401	Pinetop Lakeside School Well	10/18/2016	91.2	**4.9**	**0.54**	<0.50	<0.50	<2.0
		10/18/2016 (Duplicate)		**4.6**	**0.57**	<0.50	<0.50	<2.0
		04/12/2017		**4.2**	<1.0	<0.50	<0.50	<2.0
		12/06/2017		**3.43**	<1.0	<1.0	<1.0	<1.0
		03/28/2018	122	**4.19**	<1.0	<1.0	<1.0	<3.0
12157	Porter Well	10/18/2004	NR	<0.50	<0.50	<0.50	<0.50	<0.50
		03/25/2015		<0.50	<0.50	NR	NR	NR
80430	Rainbow Cabin Well	02/22/2017	58	<0.50	<0.50	<0.50	<0.50	<0.50
		04/12/2017		**2.1**	<1.0	<0.50	<0.50	<2.0
		12/04/2017		**3.43**	**0.415**	<1.0	<1.0	<1.0
		03/29/2018	58	**3.23**	<1.0	<1.0	<1.0	<1.0
81618	Rainbow Cove Well	07/30/2018	NR	<1.0	<1.0	<1.0	<1.0	<1.0
80408	Rhoton East Well	09/22/2015	102	<0.50	<0.50	<0.50	<0.50	<0.50
		09/22/2015 (Duplicate)		<0.50	<0.50	<0.50	<0.50	<0.50
		10/18/2016		<0.50	<0.50	<0.50	<0.50	<2.0
80406	Rhoton North Well	09/22/2015	100	<0.50	<0.50	<0.50	<0.50	<0.50
		10/18/2016		<0.50	<0.50	<0.50	<0.50	<2.0
80407	Rhoton Northwest Well	09/22/2015	102	<1.0	<1.0	<0.50	<0.50	<2.0
		10/18/2016		<0.50	<0.50	<0.50	<0.50	<2.0
80229	Rowley Well	03/25/2015	47	<0.50	<0.50	NR	NR	NR
80429	Shumway Well	09/21/2015	210-230	**0.68**	<0.50	<0.50	<0.50	<0.50
		10/20/2016		**0.63**	<0.50	<0.50	<0.50	<0.50
80228	Williams Well	03/25/2015	175	<0.50	<0.50	<0.50	<0.50	<0.50
		03/26/2015		<0.50	<0.50	<0.50	<0.50	<0.50
		10/20/2016		<0.50	<0.50	<0.50	<0.50	<0.50
		04/13/2017		<1.0	<1.0	<0.50	<0.50	<2.0
NR	MW-1	12/08/2017	37	**3.19**	<1.0	<1.0	<1.0	<1.0
		03/29/2018	48	**3.81**	<1.0	<1.0	<1.0	<1.0
NR	MW-2	12/07/2017	39	**31.5**	**1.06**	**2.95**	<1.0	<1.0
		03/30/2018	48	**8.74**	**0.7**	**2.43**	<1.0	<1.0
NR	MW-3 (MW-2 Duplicate)	12/07/2017	34	**31.2**	**1.02**	**2.9**	<1.0	<1.0
		03/29/2018	48	**9.23**	**0.59**	**2.61**	<1.0	<1.0

Notes:

ft btc - Feet below top of casing

µg/l - Micrograms per liter

NR - Not reported

< - Analyte not detected above laboratory reporting limit

[1] - AAC, 2016

***Bold** - Analyte detected above laboratory reporting limit*

***Bold Red** - Analyte detected above AWQS*

VOCs - Volatile Organic Compounds

** See laboratory report for full list of VOC constituents analyzed.*

PCE - Tetrachloroethene

TCE - Trichloroethene

cDCE - cis-1,2-Dichloroethene

tDCE - trans-1,2-Dichloroethene

VC - Vinyl chloride

Table 2
Well Construction Information
Highway 260 and Johnson Lane
Pinetop-Lakeside, Arizona

ADEQ Number ID	Common Well Name	ADWR[a] 55 Registration No.	Latitude	Longitude	Measuring Point Elevation (ft amsl)	Well Depth (ft bgs)	Casing Diameter (inch)	Screened Interval (ft bgs)	Install Date
81397	Earl North Well	650144	34.149863	-109.972194	6761.58	122.3	6	Unknown	NA
80227	Earl South Well	650143L	34.1494040	-109.9723330	NA	150	6	Unknown	Jun-10
81399	E & E Well	533282	34.1523607	-109.9742986	6748.21	170	5	130-170	Oct-91
81403	Gardner Well	NR	34.1528214	-109.9781955	6734.06	69.75	4	38-69.75	NA
12173	Kengla Well #1	806147L	34.1508275	-109.9739551	6752.04	75	3	75-126	Dec-95
81398	Kengla Well #1R	597277	34.1508667	-109.9738889	6751.17	220	6	200-220	Mar-03
80426	Kengla Well #2	NR	34.1510826	-109.9744869	6747.94	82.5	6	57-82.5	NA
12172	Kengla Well #3	557533	34.1507190	-109.9746710	NA	220	8	180-220	Jun-96
81400	Kengla Well #3N	205551	34.1507745	-109.9747183	6748.32	310	6	Unknown	Oct-04
80427	LDS Chruch Well	512030	34.1544797	-109.9756611	6747.32	150	6	75-150	Aug-85
80431	Lee Well	648975	34.1511470	-109.9755840	NA	65	6	65	Apr-72
80432	Mangum Well	519839	34.1508518	-109.9770476	6725.51	264	5	178-264	Jan-88
80434	Marinello Well	641471	34.1527789	-109.9773444	6736.65	110	4	80-110	NA
81401	Pinetop Lakeside School Well	620682	34.1531279	-109.9759388	6744.22	91.2	6	Unknown	NA
80430	Rainbow Cabin Well	643137	34.1516539	-109.9727676	6752.15	58	4	Unknown	NA
80407	Rhoton NW Well	629552	34.1559248	-109.9756509	6738.35	102	6	Unknown	Jan-76
80429	Schumway Well	586285	34.1496260	-109.9740880	NA	230	6	210-230	May-01
80228	Williams Well	808682	34.1478340	-109.9727020	NA	175	NA	Unknown	Jan-58
NA	MW-1	921119	34.1498085	-109.9734159	6759.76	48	3	28-48	Dec-17
NA	MW-2	921120	34.1496590	-109.9729950	6759.96	48	3	28-48	Dec-17

Notes: [a] ADWR = Arizona Department of Water Resources
ft amsl = feet above mean sea level
ft bgs = Approximate depth in feet below ground surface
NA - Information not available

Table 3
Groundwater Elevation Data
Highway 260 and Johnson Lane
Pinetop-Lakeside, Arizona

ADEQ Number ID	Measurement Date	Measuring Point Elevation (ft amsl)	Depth to Water (ft btoc)	Groundwater Elevation (ft amsl)
81397	10/1/2016	6761.58	NM	NM
	2/8/2017	6761.58	32.80	6728.78
	4/10/2017	6761.58	35.92	6725.66
	12/6/2017	6761.58	41.55	6720.03
	02/09/2018[1]	6761.63	NM	NM
	3/28/2018	6761.508	39.83	6721.68
81399	10/1/2016	6748.21	NM	NM
	2/8/2017	6748.21	24.55	6723.66
	4/10/2017	6748.21	NM	NM
	3/30/2018	6748.214	27.50	6720.71
81403	10/1/2016	6732.06	21.56	6710.50
	2/8/2017	6732.06	NM	NM
	4/10/2017	6732.06	15.95	6716.11
	12/6/2017	6732.06	21.55	6710.51
	3/29/2018	6734.061	20.17	6713.89
12173	10/1/2016	6752.04	22.05	6729.99
	2/8/2017	6752.04	NM	NM
	4/10/2017	6752.04	23.90	6728.14
	12/6/2017	6752.04	29.14	6722.90
	3/30/2018	6752.04	27.93	6724.11
81398	10/1/2016	6751.17	29.15	6722.02
	2/8/2017	6751.17	NM	NM
	4/10/2017	6751.17	26.65	6724.52
	12/6/2017	6751.17	31.58	6719.59
	02/09/2018[1]	6751.19	NM	NM
	3/30/2018	6751.168	31.43	6719.74

Table 3
Groundwater Elevation Data
Highway 260 and Johnson Lane
Pinetop-Lakeside, Arizona

ADEQ Number ID	Measurement Date	Measuring Point Elevation (ft amsl)	Depth to Water (ft btoc)	Groundwater Elevation (ft amsl)
80426	10/1/2016	6747.94	18.87	6729.07
	2/8/2017	6747.94	NM	NM
	4/10/2017	6747.94	19.70	6728.24
	12/6/2017	6747.94	26.04	6721.90
	02/09/2018[1]	6747.68	NM	NM
	3/30/2018	6747.941	24.68	6723.26
81400	10/1/2016	6748.32	20.00	6728.32
	2/8/2017	6748.32	NM	NM
	4/10/2017	6748.32	21.54	6726.78
	12/6/2017	6748.32	29.28	6719.04
	02/09/2018[1]	6748.22	NM	NM
	3/30/2018	6748.317	29.18	6719.137
80427	10/1/2016	6747.32	32.24	6715.08
	2/8/2017	6747.32	NM	NM
	4/10/2017	6747.32	26.56	6720.76
	12/6/2017	6747.32	31.22	6716.10
	3/30/2018	6747.319	30.46	6716.86
80432	10/1/2016	6725.51	NM	NM
	2/8/2017	6725.51	196.50	6529.01
	4/10/2017	6725.51	196.50	6529.01
	12/6/2017	6725.51	>150	<6575.51
	3/28/2018	6725.508	228.69	6496.82
80434	10/1/2016	6736.65	22.50	6714.15
	2/8/2017	6736.65	NM	NM
	4/10/2017	6736.65	17.22	6719.43
	12/5/2017	6736.65	22.79	6713.86
	3/28/2018	6736.651	21.58	6715.07

Table 3
Groundwater Elevation Data
Highway 260 and Johnson Lane
Pinetop-Lakeside, Arizona

ADEQ Number ID	Measurement Date	Measuring Point Elevation (ft amsl)	Depth to Water (ft btoc)	Groundwater Elevation (ft amsl)
81401	10/1/2016	6744.22	27.15	6717.07
	2/8/2017	6744.22	NM	NM
	4/10/2017	6744.22	22.84	6721.38
	12/6/2017	6744.22	28.28	6715.94
	02/09/2018[1]	6744.26	NM	NM
	3/28/2018	6744.222	27.52	6716.70
80430	10/1/2016	6752.15	NM	NM
	2/22/2017	6752.15	22.40	6729.75
	4/10/2017	6752.15	25.27	6726.88
	12/4/2017	6752.15	31.10	6721.05
	3/29/2018	6752.15	28.30	6723.85
80407	10/1/2016	6738.35	27.25	6711.10
	2/8/2017	6738.35	NM	NM
	4/10/2017	6738.35	NM	NM
MW-1	12/8/2017	6759.76	33.78	6725.98
	02/09/2018[1]	6759.76	NM	NM
	3/29/2018	6759.76	33.77	6725.99
MW-2	12/7/2017	6759.96	31.87	6728.09
	2/09/2018[1]	6759.96	NM	NM
	3/29/2018	6759.96	32.65	6727.31
57517	10/1/2016	6767.43	91.10	6676.33
	2/1/2017	6767.43	NM	NM
	4/10/2017	6767.43	NM	NM

Table 3
Groundwater Elevation Data
Highway 260 and Johnson Lane
Pinetop-Lakeside, Arizona

ADEQ Number ID	Measurement Date	Measuring Point Elevation (ft amsl)	Depth to Water (ft btoc)	Groundwater Elevation (ft amsl)
57516	10/1/2016	6761.95	72.76	6689.19
	2/1/2017	6761.95	NM	NM
	4/10/2017	6761.95	NM	NM

Notes:

ft amsl = feet above mean sea level

ft btoc = feet below top of casing

[1]2/2018 measurements were provided on 2/09/2018 by Dan Brooks Surveying, LLC

NM = not measured

Table 4
Groundwater Sampling Methods
Highway 260 and Johnson Lane
Pinetop-Lakeside, Arizona

ADEQ Number ID	Date Sampled	Sample Method
81399	Feb-17 Mar-18	Portable Submersible Pump
81397	Feb-17 Apr-17	Portable Submersible Pump
80227	Oct-16 Apr-17	Dedicated Pump
81403	Oct-16 Apr-17	Dedicated Pump
12173	Oct-16 Apr-17	Dedicated Pump
81398	Oct-16 Apr-17	Dedicated Pump HydraSleeve Sampler
80426	Oct-16 Apr-17	Dedicated Pump
81400	Oct-16 Apr-17	Dedicated Pump
80427	Oct-16 Apr-17	Dedicated Pump
80431	Oct-16 Apr-17	Dedicated Pump
80432	Feb-17 Apr-17	Portable Submersible Pump HydraSleeve sampler
80434	Oct-16 Apr-17	Dedicated Pump
81401	Oct-16 Apr-17	Portable Submersible Pump
80430	Feb-17 Apr-17	Pump Rig Portable Submersible Pump
80408	Oct-16	Dedicated Pump
80406	Oct-16	Dedicated Pump
80407	Oct-16	Dedicated Pump
80429	Oct-16	Dedicated Pump
80228	Oct-16 Apr-17	Dedicated Pump

Table 5
Soil-Gas Sampling Analytical Results
Highway 260 and Johnson Lane
Pinetop-Lakeside, Arizona

Sample ID	Sample Depth (ft bgs)[a]	Sample Depth (ft)[b]	Sample Date	Analyte (VOCs by Method TO15)				
				PCE	TCE	cDCE	tDCE	VC
				ug/m^3	ug/m^3	ug/m^3	ug/m^3	ug/m^3
DC-4	5	NA	1/23/2017	327.0672	NA	<3.96	NA	<2.56
DC-5	5	NA	1/23/2017	2435.376	NA	<39.6	NA	<25.6
DC-5 (Duplicate)	5	NA	1/23/2017	2378.424	NA	<3.96	NA	<2.56
DC-6	5	NA	1/23/2017	1464.48	NA	<39.6	NA	<25.6
DC-7	5	NA	1/23/2017	183.8736	NA	6.336	NA	<2.56
DC-9	5	NA	1/23/2017	<13.56	NA	<3.96	NA	<2.56
DC-10	5	NA	1/23/2017	28.07	NA	<3.96	NA	<2.56
DC-12	5	NA	1/23/2017	404.088	NA	<3.96	NA	<2.56
DC-11	5	NA	1/23/2017	36.3408	NA	<3.96	NA	<2.56
DC-14	5	NA	1/23/2017	<33.9	NA	<9.9	NA	<6.4
DC-15	5	NA	1/23/2017	24.1368	NA	<3.96	NA	<2.56
DC-16	5	NA	1/23/2017	<13.56	NA	<3.96	NA	<2.56
SV-1	5	NA	1/23/2017	2141.124	NA	<39.6	NA	<25.6
	5	NA	5/22/2017	287	NA	NA	NA	<8
SV-2	5	NA	1/23/2017	202.722	NA	<3.96	NA	<2.56
	5	NA	5/22/2017	845	NA	NA	NA	<8
EE-1	5	NA	1/24/2017	16.6788	NA	NA	NA	<2.56
EE-2	5	NA	1/24/2017	<13.56	NA	NA	NA	<2.56
EE-3	5	NA	1/24/2017	27.2556	NA	NA	NA	<2.56
EE-3 (Duplicate)	5	NA	1/24/2017	22.9164	NA	NA	NA	<2.56
EE-5	5	NA	1/24/2017	<13.56	NA	NA	NA	<2.56
EE-12	5	NA	1/24/2017	<29.5	NA	NA	NA	<6.7
EE-13	5	NA	1/24/2017	<13.56	NA	NA	NA	<2.56
EE-14	5	NA	1/24/2017	<13.56	NA	NA	NA	<2.56
EE-18	5	NA	1/24/2017	<13.56	NA	NA	NA	<2.56
EE-19	5	NA	1/24/2017	<13.56	NA	NA	NA	<2.56
EE-20	5	NA	1/24/2017	<29.5	NA	NA	NA	<6.7
DC-1	5	NA	1/25/2017	4104.612	NA	<3.96	NA	<2.56
DC-2	5	NA	1/25/2017	3051	NA	<3.96	NA	<2.56
SV-3	5	NA	5/22/2017	1730	NA	NA	NA	<8
SV-4	5	NA	5/22/2017	5740	NA	NA	NA	<8
SV-11	5	NA	5/22/2017	3080	NA	NA	NA	<8
SV-7	5	NA	5/22/2017	1470	NA	NA	NA	<8
SV-7 REP (Duplicate)	5	NA	5/22/2017	1260	NA	NA	NA	<8
SV-13	5	NA	5/22/2017	1760	NA	NA	NA	<8
SV-12	5	NA	5/22/2017	2550	NA	NA	NA	<8
SV-14	5	NA	5/22/2017	1610	NA	NA	NA	<8
SV-8	5	NA	5/22/2017	1520	NA	NA	NA	<8
SV-6	5	NA	5/22/2017	315	NA	NA	NA	<8
SV-5	5	NA	5/22/2017	678	NA	NA	NA	<8
SV-9	5	NA	5/22/2017	12300	NA	NA	NA	<8
SV-10	5	NA	5/22/2017	8470	NA	NA	NA	<8
SV-15	5	NA	5/22/2017	694	NA	NA	NA	<8
SV-16	5	NA	5/22/2017	789	NA	NA	NA	<8
SV-17	5	NA	5/22/2017	19300	NA	NA	NA	<8
SV-18	5	NA	5/22/2017	26400	NA	NA	NA	<8
SV-19	5	NA	5/22/2017	3460	NA	NA	NA	<8
SV-19 REP (Duplicate)	5	NA	5/22/2017	2770	NA	NA	NA	<8
SV-20	5	NA	5/22/2017	2690	NA	NA	NA	<8
SV-C9	5	NA	5/22/2017	208	NA	NA	NA	<8
SV-C11S	5	NA	5/22/2017	175	NA	NA	NA	<8
SV-C11E	5	NA	5/22/2017	143	NA	NA	NA	<8
SV-C19.5	5	NA	5/22/2017	1024	NA	NA	NA	<8
SV-C19	5	NA	5/22/2017	21800	NA	NA	NA	<8
SV-C20	5	NA	5/22/2017	393	NA	NA	NA	<8
SV-C17	5	NA	5/22/2017	239	NA	NA	NA	<8
SV-C18	5	NA	5/22/2017	88.5	NA	NA	NA	<8
SV-9 Confirmation	5	NA	5/23/2017	35190	NA	NA	NA	< 256
SV-2 Confirmation	5	NA	5/23/2017	1200	NA	NA	NA	< 25.6
SV-11 Confirmation	5	NA	5/23/2017	4570	NA	NA	NA	< 25.6
SV-16 Confirmation	5	NA	5/23/2017	1560	NA	NA	NA	< 25.6
SV-18 Confirmation	5	NA	5/23/2017	44410	NA	NA	NA	< 640
DP-01	5	NA	9/22/2017	13.3	<2.14	<1.59	<1.59	<1.02
DP-02	5	NA	9/22/2017	414	4.71	<1.59	<1.59	<1.02
DP-03	5	NA	9/22/2017	107	<2.14	<1.59	<1.59	<1.02
DP-04	5	NA	9/22/2017	211	<2.14	<1.59	<1.59	<1.02
DP-05	5	NA	9/22/2017	44.9	<2.14	<1.59	<1.59	<1.02
DP-06	5	NA	9/23/2017	4130	<2.14	<1.59	<1.59	<1.02
DP-07	5	NA	9/23/2017	1520	<2.14	<1.59	<1.59	<1.02
DP-08	5	NA	9/23/2017	1720	<2.14	<1.59	<1.59	<1.02
DP-09	5	NA	9/23/2017	17	<2.14	<1.59	<1.59	<1.02
DP-10	5	NA	9/23/2017	348	<2.14	<1.59	<1.59	<1.02
DP-11	5	NA	9/23/2017	18700	2.8	<1.59	<1.59	<1.02
DP-12	5	NA	9/23/2017	1950	2.42	<1.59	<1.59	<1.02

Table 5
Soil-Gas Sampling Analytical Results
Highway 260 and Johnson Lane
Pinetop-Lakeside, Arizona

Sample ID	Sample Depth (ft bgs)[a]	Sample Depth (ft)[b]	Sample Date	Analyte (VOCs by Method TO15)				
				PCE	TCE	cDCE	tDCE	VC
				ug/m^3	ug/m^3	ug/m^3	ug/m^3	ug/m^3
DP-13	3	NA	9/23/2017	274	<2.14	<1.59	<1.59	<1.02
DP-14	3	NA	9/23/2017	<2.72	<2.14	<1.59	<1.59	<1.02
DP-15	3	NA	9/23/2017	10.50	<2.14	<1.59	<1.59	<1.02

Notes:

ug/m^3 - micrograms
ft bgs - feet below
ft - feet
NA - Not applicable
** See laboratory report for full list of VOCs analyzed.*

a - Depth listed in feet below ground surface (i.e. roadway surface).
b - Depth listed in feet below floor of parking garage. Garage floor was measured to be 27 feet below ground surface.
VOCs - Volatile Organic Compounds
PCE - Tetrachloroethene
TCE - Trichloroethene
cDCE - cis-1,2-Dichloroethene
tDCE - trans-1,2-Dichloroethene
VC - Vinyl chloride

Table 5

Indoor Air Sampling Analytical Results

Highway 260 and Johnson Lane

Pinetop-Lakeside, Arizona

Sample ID		SUITE 1	SUITE 3	SUITE 6	AMBIENT
Sample Date		12/4/2017	12/4/2017	12/4/2017	12/4/2017
Analyte Name	**Units**				
VOCs by Method TO-15					
1,3-Butadiene	ug/m^3	<4.43	<4.43	<4.43	<4.43
Benzene	ug/m^3	0.894	0.970	1.48	0.642
Ethylbenzene	ug/m^3	<0.867	<0.867	<0.867	<0.867
Tetrachloroethene	ug/m^3	4.86	10.2	8.69	<1.36

Notes:

ug/m^3 - micrograms per cubic meter

VOCs - Volatile Organic Compounds

** See laboratory report for full list of VOCs analyzed.*

Figures

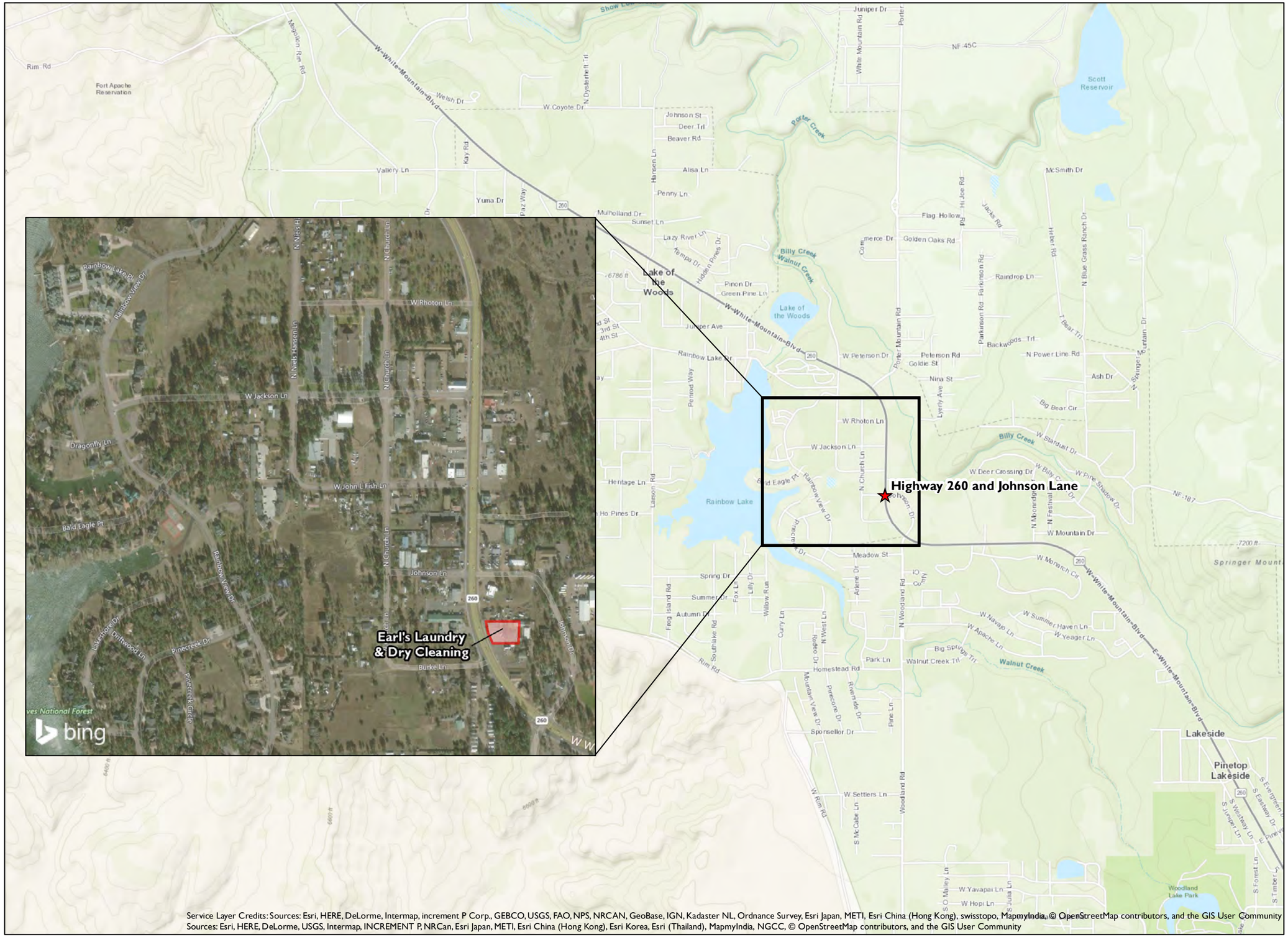

Service Layer Credits: Sources: Esri, HERE, DeLorme, Intermap, increment P Corp., GEBCO, USGS, FAO, NPS, NRCAN, GeoBase, IGN, Kadaster NL, Ordnance Survey, Esri Japan, METI, Esri China (Hong Kong), swisstopo, MapmyIndia, © OpenStreetMap contributors, and the GIS User Community
Sources: Esri, HERE, DeLorme, USGS, Intermap, INCREMENT P, NRCan, Esri Japan, METI, Esri China (Hong Kong), Esri Korea, Esri (Thailand), MapmyIndia, NGCC, © OpenStreetMap contributors, and the GIS User Community

Site Location: Section 26, Township 9N, Range 22E, Gila and Salt River Meridian	Drawn By: JAF	Figure: 1
Pinyon Project Number: 7/17-1006-04.5203	Reviewed By: CRF	Date: 2/14/2018

Document Path: Z:\PROJECTS\2017\717100604 ADEQ 260 and Johnson Lane\Figures\ArcMap\MXDs\REM01_Site Location.mxd

Figure 2
Highway 260 and Johnson Lane WQARF Site Community Involvement Area (CIA)

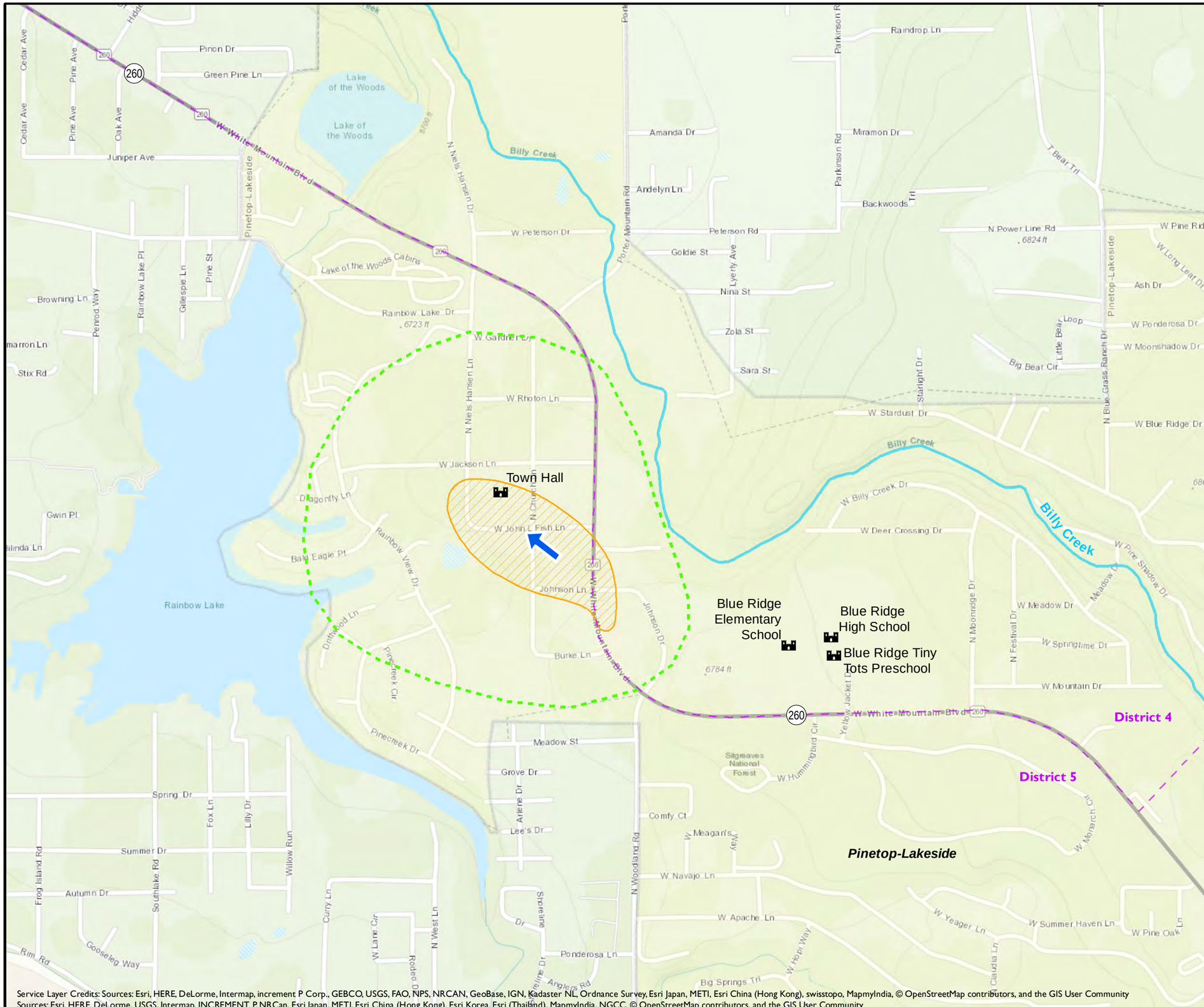

Service Layer Credits: Sources: Esri, HERE, DeLorme, Intermap, increment P Corp., GEBCO, USGS, FAO, NPS, NRCAN, GeoBase, IGN, Kadaster NL, Ordnance Survey, Esri Japan, METI, Esri China (Hong Kong), swisstopo, MapmyIndia, © OpenStreetMap contributors, and the GIS User Community
Sources: Esri, HERE, DeLorme, USGS, Intermap, INCREMENT P, NRCan, Esri Japan, METI, Esri China (Hong Kong), Esri Korea, Esri (Thailand), MapmyIndia, NGCC, © OpenStreetMap contributors, and the GIS User Community

Legend

- Community Involvement Area
- Estimated WQARF Plume
- Town of Pinetop-Lakeside
- Navajo District Boundary
- Facilities in CIA
- Approximate Groundwater Flow Direction

0 400 800 Feet

Date: 4/26/2018

Document Path: \\PINYON10\company2\PROJECTS\20170717100604 ADEQ 260 and Johnson Lane\Figures\ArcMap\MXDs\REM02_Community Involvement.mxd

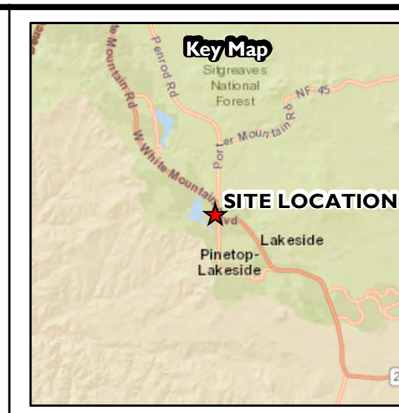

Legend

Source Area

Key Off-Site Properties

1 inch = 800 feet

0 400 800 Feet

Pinyon

SITE LAYOUT

Highway 260 and Johnson Lane
Pinetop-Lakeside, Arizona

Site Location: Section 26, Township 9N, Range 22E, Gila and Salt River Meridian	Drawn By: JAF	Figure: 3
Pinyon Project Number: 7/17-1006-04.5203	Reviewed By: CRF	Date: 6/11/2018

Document Path: Z:\PROJECTS\2017\17100604 ADEQ 260 and Johnson Lane\Figures\ArcMap\MXDs\REM03_Site Layout.mxd

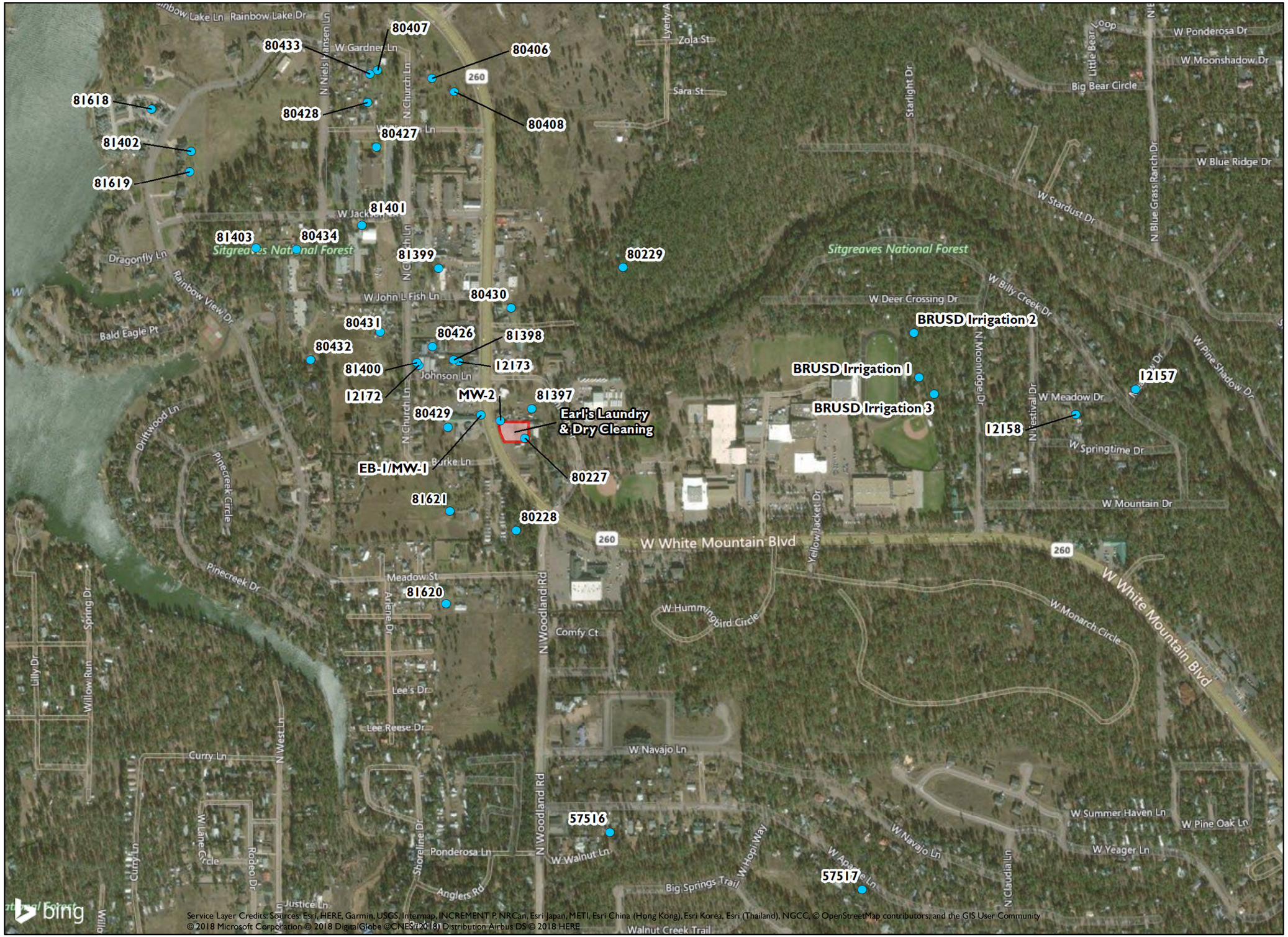

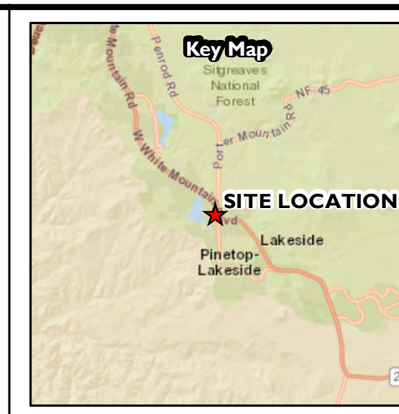

Legend

- Monitoring Well
- Source Area

1 inch = 600 feet

0 305 610 Feet

Pinyon

GROUNDWATER MONITORING WELL LOCATIONS

Highway 260 and Johnson Lane
Pinetop-Lakeside, Arizona

Site Location: Section 26, Township 9N, Range 22E, Gila and Salt River Meridian	Drawn By: JAF	Figure: 4
Pinyon Project Number: 7/17-1006-04.5203	Reviewed By: CRF	Date: 8/17/2018

Document Path: Z:\PROJECTS\2017\7100604 ADEQ 260 and Johnson Lane\Figures\ArcMap\MXDs\REM04_Groundwater Wells.mxd

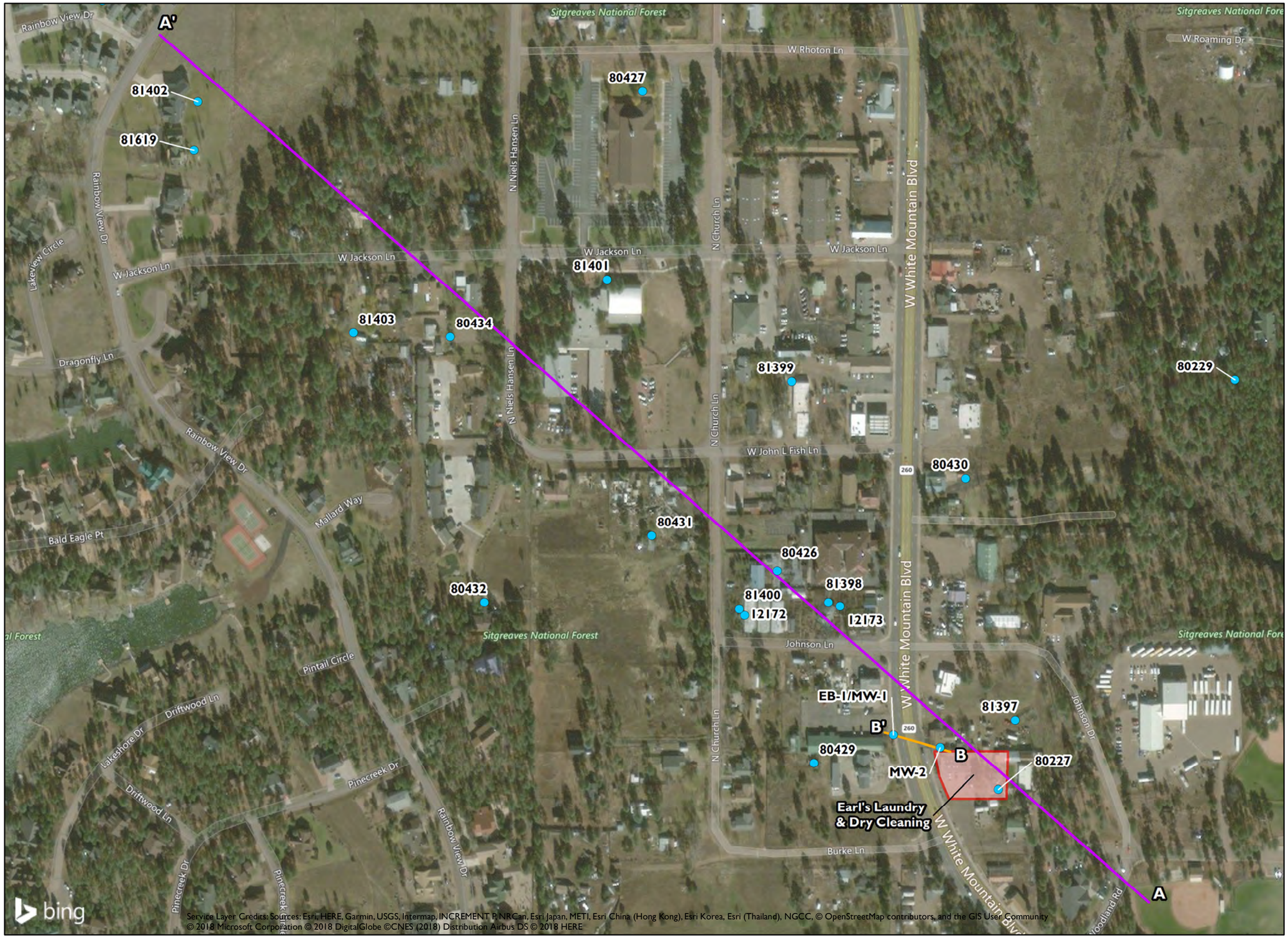

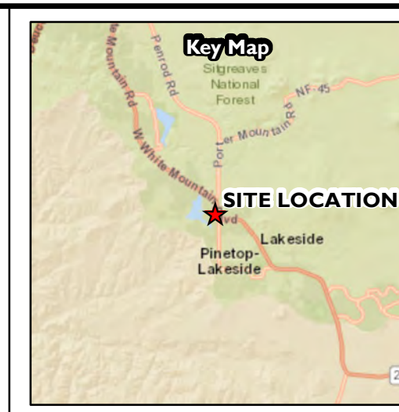

Legend

- Monitoring Well
- Cross Section A-A'
- Cross Section B-B'
- Source Area

1 inch = 250 feet

0 125 250 Feet

Pinyon Environmental, Inc.

LOCATION OF HYDROGEOLOGIC CROSS SECTION

Highway 260 and Johnson Lane
Pinetop-Lakeside, Arizona

Site Location: Section 26, Township 9N, Range 22E, Gila and Salt River Meridian	Drawn By: JAF	Figure: 5
Pinyon Project Number: 7/17-1006-04.5203	Reviewed By: CRF	Date: 8/15/2018

Document Path: Z:\PROJECTS\2017\717100604 ADEQ 260 and Johnson Lane\Figures\ArcMap\MXDs\REM05_Cross Sections.mxd

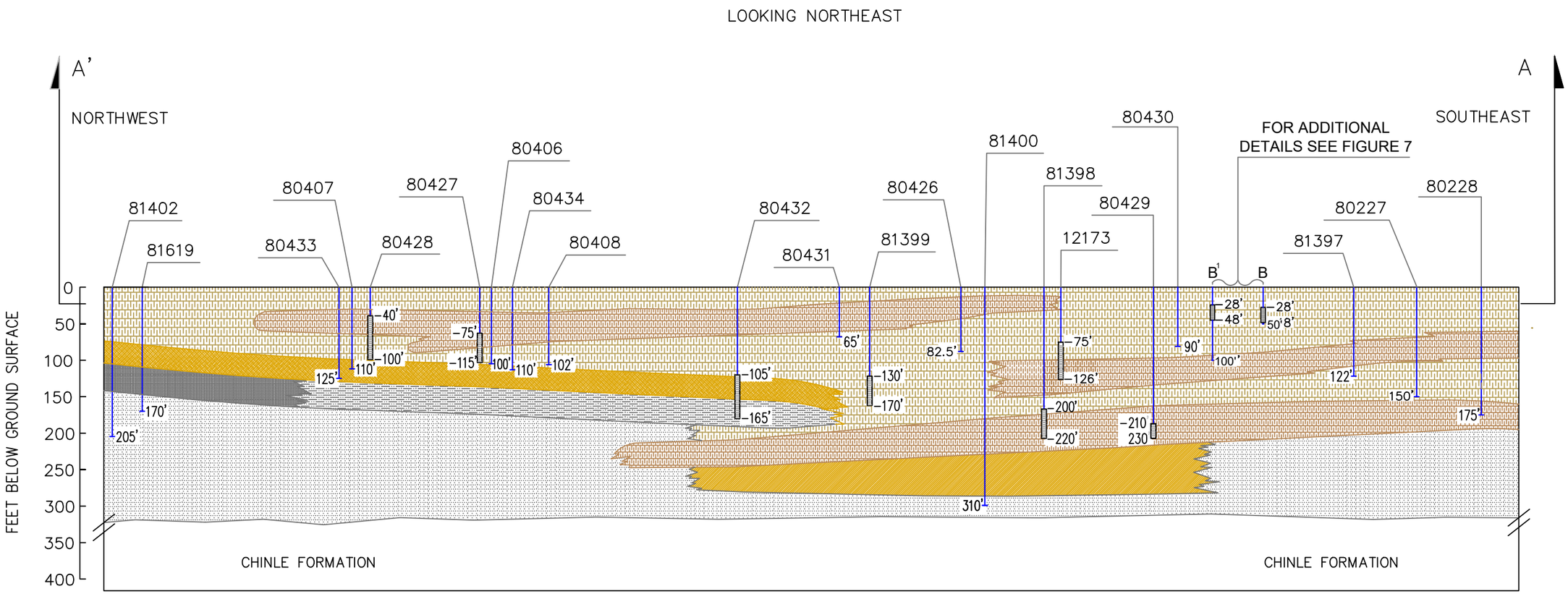

NOTE:
Figure from HYDRO GEO CHEM, INC.
Date: 11/04/2015
Unit distributions are projected based on limited available information.
Cross section location shown on figure 9a.

LEGEND

–120 ft. / –165 ft. — WELL SCREEN INTERVAL (WHERE AVAILABLE)

ROSE — WELL IDENTIFICATION NAME

–165 ft. — SCREEN DEPTH

NA — NOT AVAILABLE

BASALT

CLAY AND SAND

BASALT + CINDERS

GRAVEL–CLAY

SANDSTONE

SANDSTONE + SHALE

SHALE

Horizontal Scale 0 – 150 Approximate Scale in Feet

Vertical Scale 0 – 75 Approximate Scale in Feet

Pinyon Environmental, Inc.

HYDROGEOLOGIC CROSS SECTION A1-A

Highway 260 and Johnson Lane
Lakeside, Arizona

Site Location: AZ 260 and Johnson Lane, Lakeside, Arizona	Drawn By: SJA	Figure: 6
Pinyon Project Number: 7/17-1006-04.5202b	Reviewed By: CRF	Date: 08/15/2018

Z:\PROJECTS\2017\717100604 ADEQ 260 and Johnson Lane\Figures\AutoCAD\DWG\CS01_SL.dwg

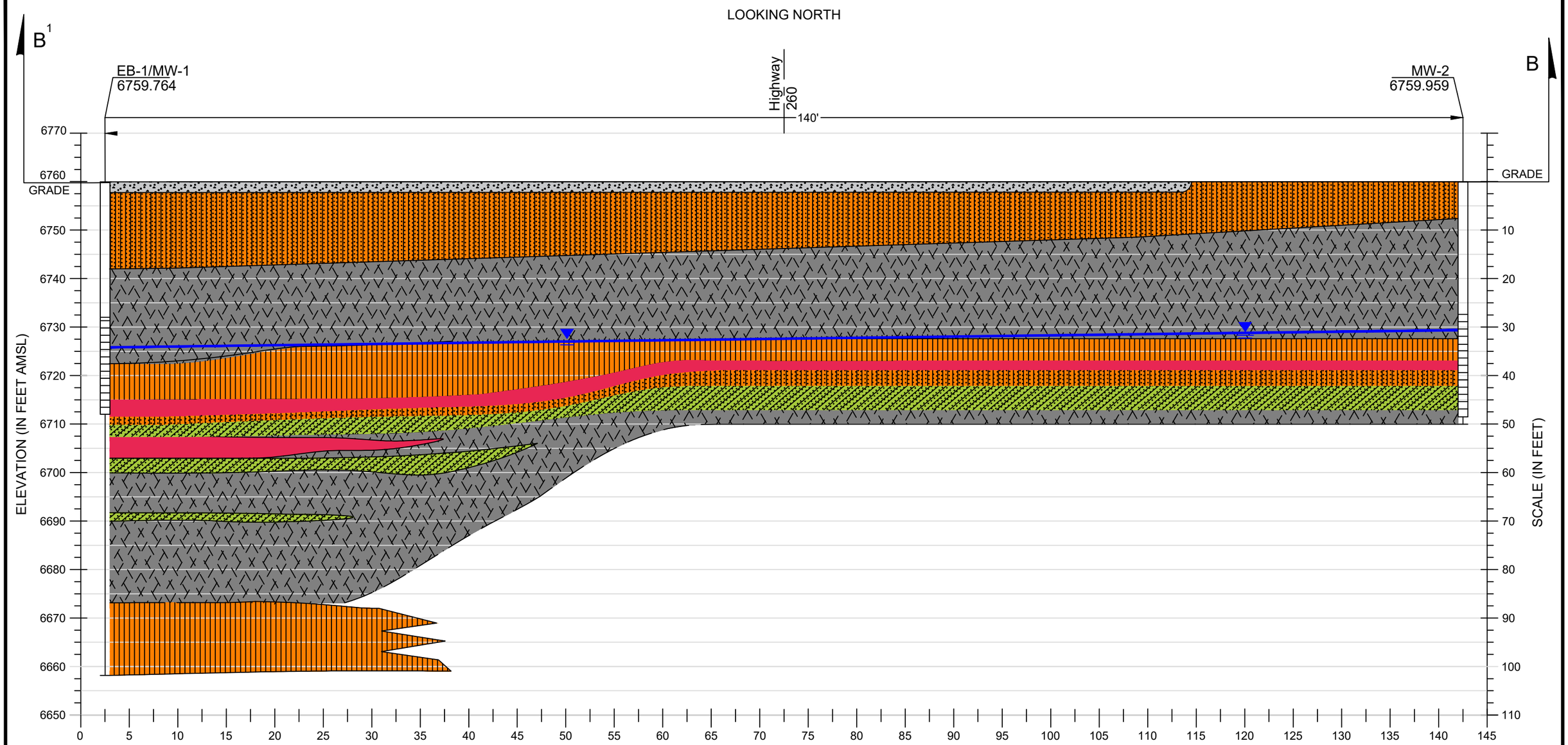

LEGEND

- GRAVELLY SAND
- SILTY SAND
- BASALT
- SILTY SAND WITH CLAY
- SILTY CLAYEY SAND
- SILTY SAND WITH SMALL GRAVELS
- ROAD BASE
- GROUNDWATER ELEVATION IN FEET AMSL
- TOP OF GROUNDWATER TABLE

NOTE:
Groundwater elevations collected December 2017
AMSL = Above Mean Sea Level
Cross section location shown on Figure 9a.

Horizontal Scale
0 10
Approximate Scale in Feet

Vertical Scale
0 10
Approximate Scale in Feet

Pinyon Environmental, Inc.

HYDROGEOLOGIC CROSS SECTION B1-B

Highway 260 and Johnson Lane
Lakeside, Arizona

Site Location: AZ 260 and Johnson Lane, Lakeside, Arizona	Drawn By: SJA	Figure: 7
Pinyon Project Number: 7/17-1006-04.5202b	Reviewed By: CRF	Date: 06/11/2018

Z:\PROJECTS\2017\717100604 ADEQ 260 and Johnson Lane\Figures\AutoCAD\DWG\CS01_SL.dwg

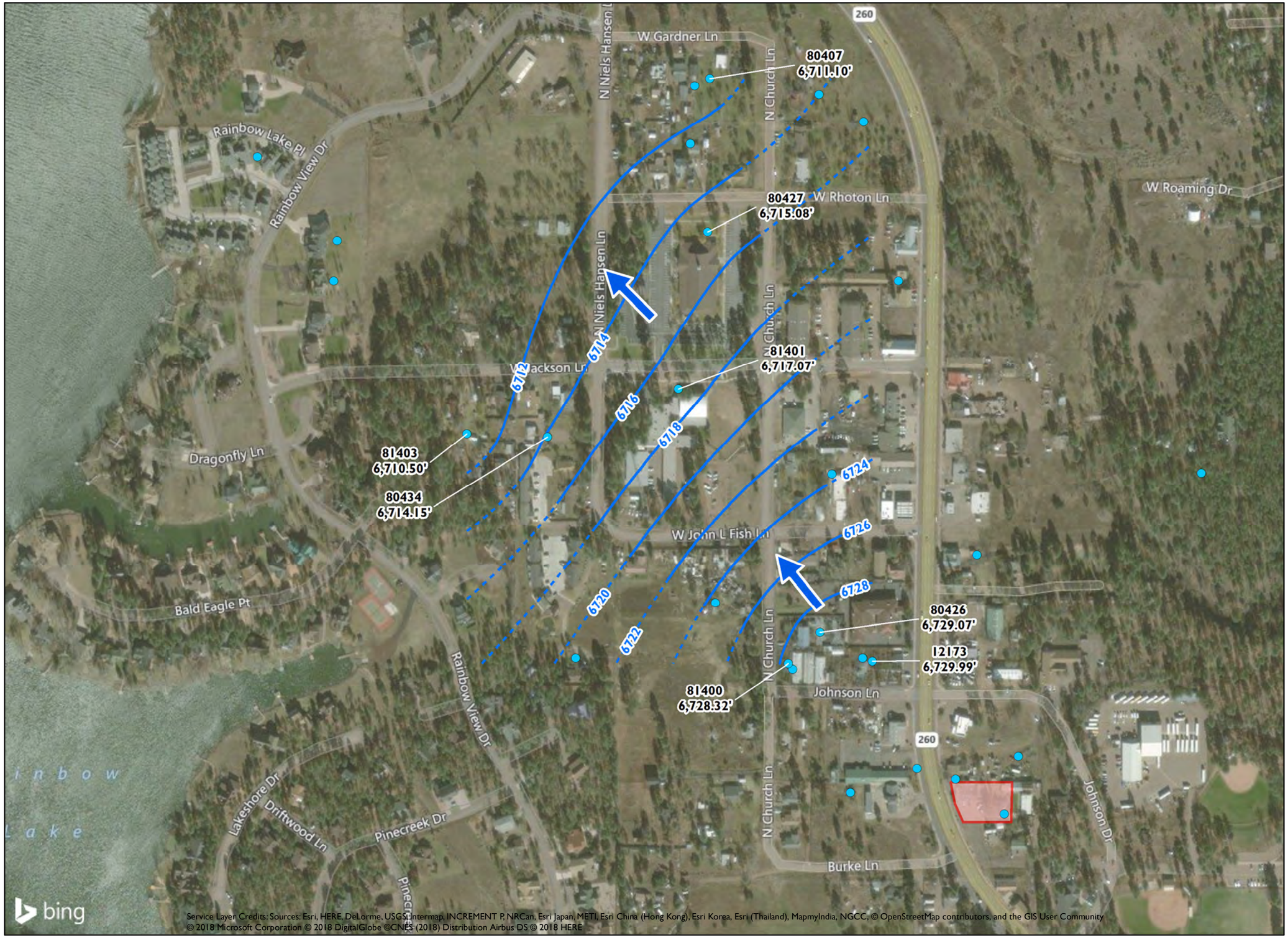

Service Layer Credits: Sources: Esri, HERE, DeLorme, USGS, Intermap, INCREMENT P, NRCan, Esri Japan, METI, Esri China (Hong Kong), Esri Korea, Esri (Thailand), MapmyIndia, NGCC, © OpenStreetMap contributors, and the GIS User Community
© 2018 Microsoft Corporation © 2018 DigitalGlobe ©CNES (2018) Distribution Airbus DS © 2018 HERE

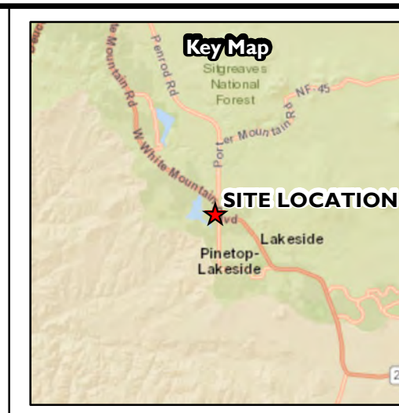

Legend

- Monitoring Well
- Groundwater Elevation (ft)
- Approximate Groundwater Flow Direction
- Source Area

Notes:
ft - feet

1 inch = 300 feet

0 150 300 Feet

Pinyon Environmental, Inc.

GROUNDWATER ELEVATION AND POTENTIOMETRIC SURFACE OCTOBER 2016

Highway 260 and Johnson Lane
Pinetop-Lakeside, Arizona

Site Location: Section 26, Township 9N, Range 22E, Gila and Salt River Meridian	Drawn By: JAF	Figure: 8
Pinyon Project Number: 7/17-1006-04.5203	Reviewed By: CRF	Date: 5/15/2018

Document Path: Z:\PROJECTS\2017\717100604 ADEQ 260 and Johnson Lane\Figures\ArcMap\MXDs\REM08_GWE Oct16.mxd

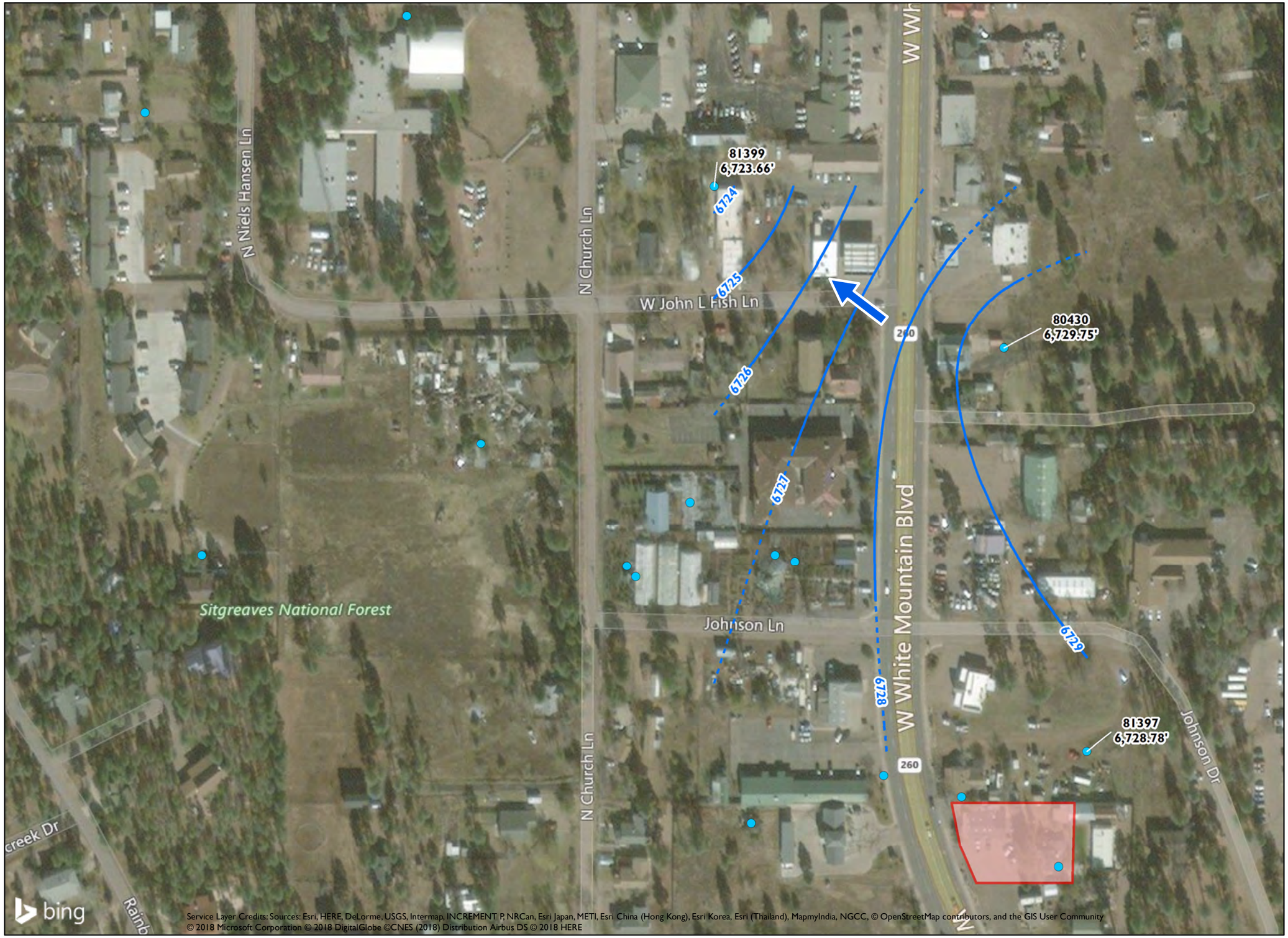

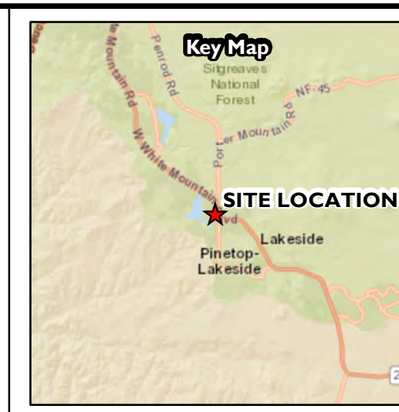

Legend

- Monitoring Well
- Groundwater Elevation (ft)
- Approximate Groundwater Flow Direction
- Source Area

Notes:
ft - feet

1 inch = 150 feet

0 75 150 Feet

Pinyon Environmental, Inc.

GROUNDWATER ELEVATION AND POTENTIOMETRIC SURFACE
FEBRUARY 2017
Highway 260 and Johnson Lane
Pinetop-Lakeside, Arizona

Site Location: Section 26, Township 9N, Range 22E, Gila and Salt River Meridian	Drawn By: JAF	Figure: 9
Pinyon Project Number: 7/17-1006-04.5203	Reviewed By: CRF	Date: 5/15/2018

Document Path: Z:\PROJECTS\2017\717100604 ADEQ 260 and Johnson Lane\Figures\ArcMap\MXDs\REM09_GWE Feb17.mxd

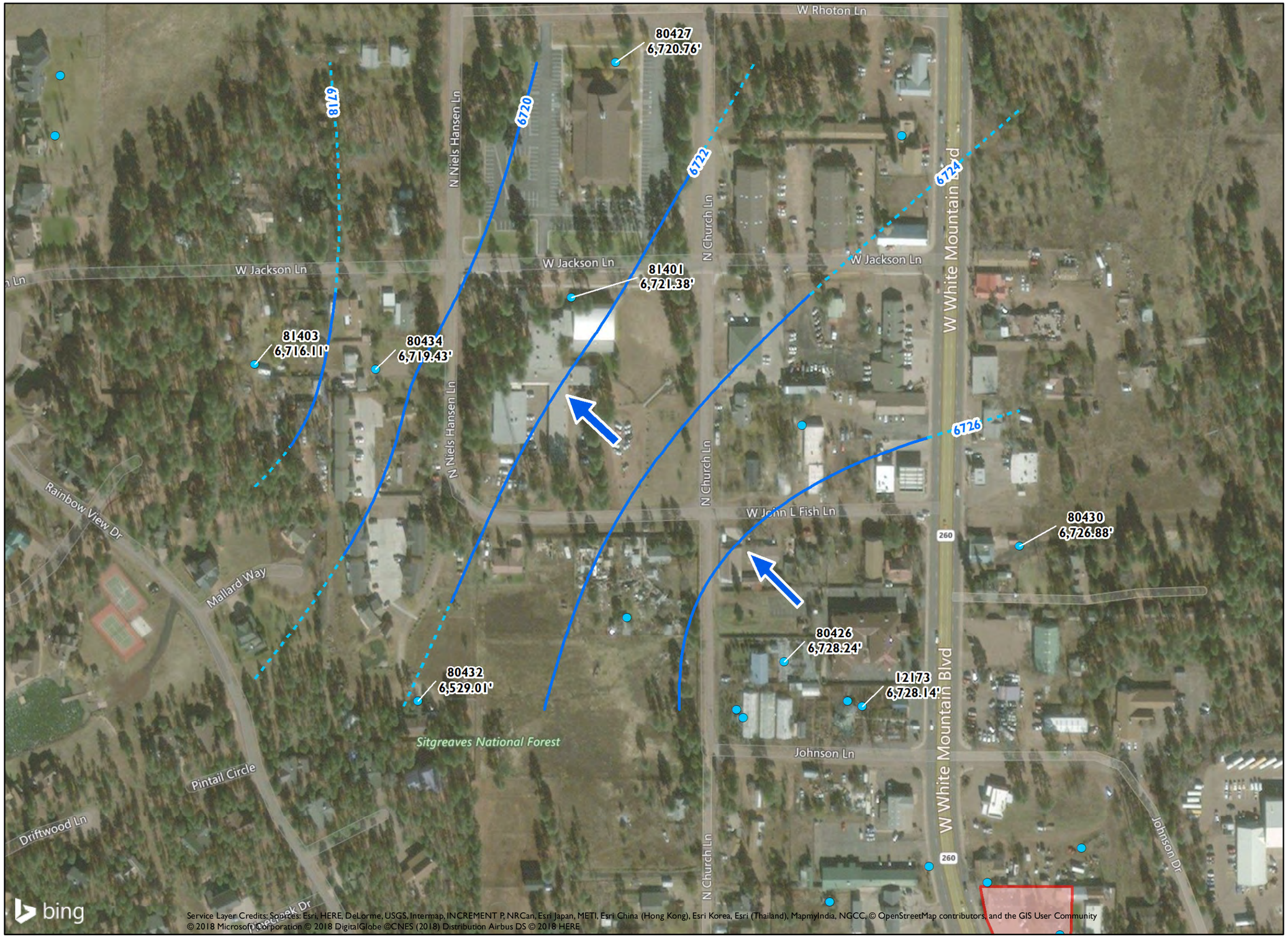

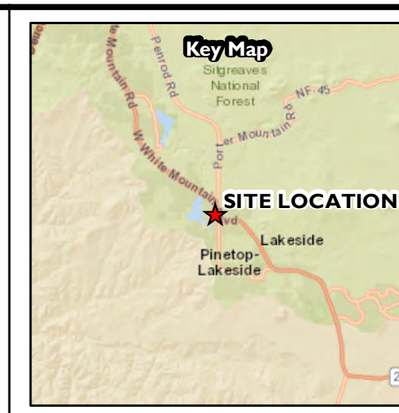

Legend

- Monitoring Well
- Groundwater Elevation (ft)
- Approximate Groundwater Flow Direction
- Source Area

Notes:
ft - feet

1 inch = 200 feet

0 100 200 Feet

Pinyon Environmental, Inc.

GROUNDWATER ELEVATION AND POTENTIOMETRIC SURFACE
APRIL 2017
Highway 260 and Johnson Lane
Pinetop-Lakeside, Arizona

Site Location: Section 26, Township 9N, Range 22E, Gila and Salt River Meridian	Drawn By: JAF	Figure: 10
Pinyon Project Number: 7/17-1006-04.5203	Reviewed By: CRF	Date: 6/11/2018

Document Path: Z:\PROJECTS\2017\17100604 ADEQ 260 and Johnson Lane\Figures\ArcMap\MXDs\REM10_GWE Apr17.mxd

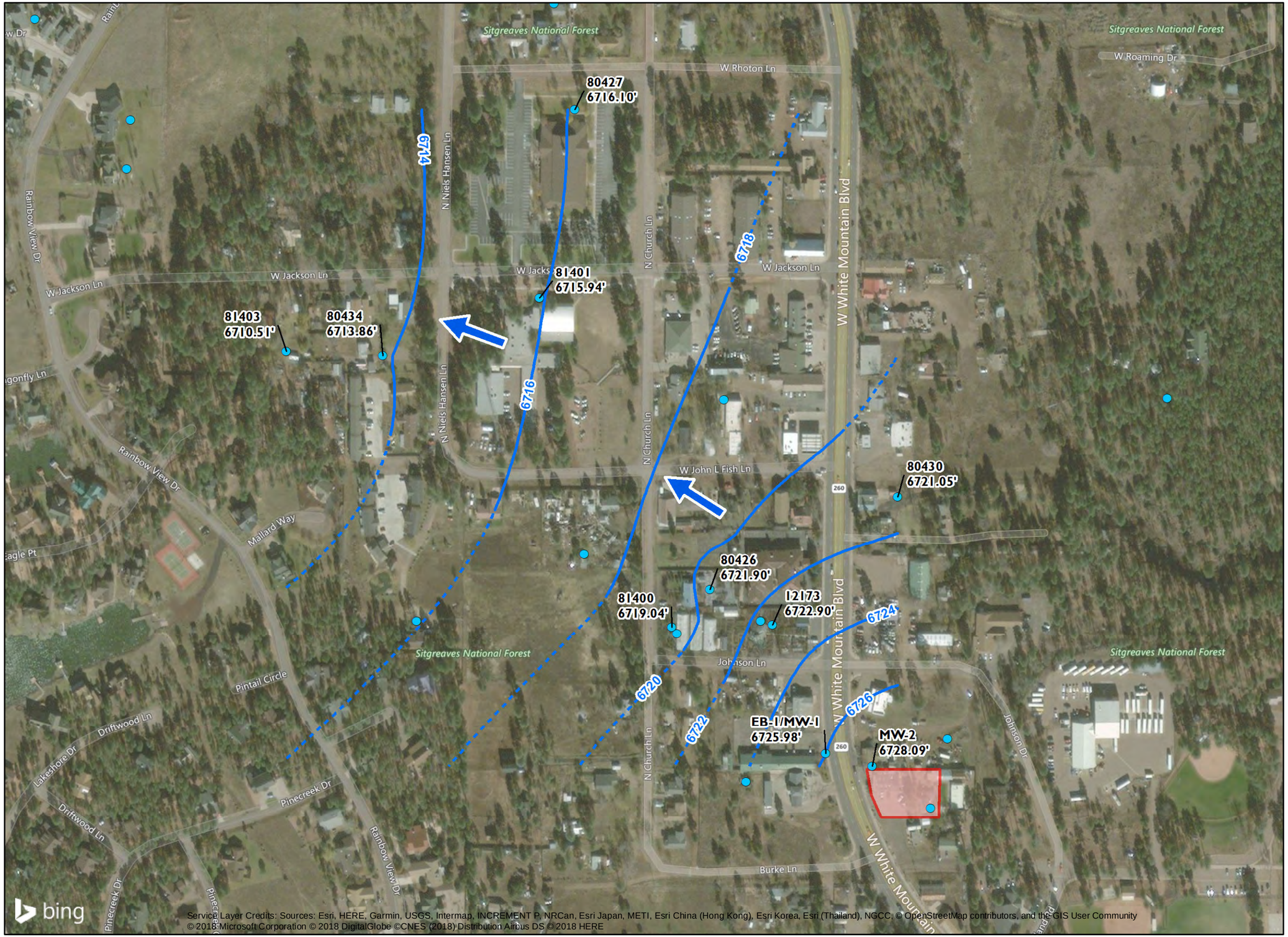

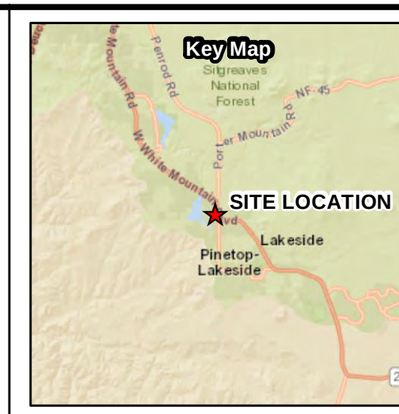

Legend

- Monitoring Well
- Groundwater Elevation (ft)
- Approximate Groundwater Flow Direction
- Source Area

Notes:
ft - feet
Groundwater elevation measurements from 81397, 81398, and 80432 were not included in the interpolation.

1 inch = 250 feet

0 125 250 Feet

Pinyon Environmental, Inc.

GROUNDWATER ELEVATION AND POTENTIOMETRIC SURFACE
DECEMBER 2017
Highway 260 and Johnson Lane
Pinetop-Lakeside, Arizona

Site Location: Section 26, Township 9N, Range 22E, Gila and Salt River Meridian	Drawn By: JAF	Figure: 11
Pinyon Project Number: 7/17-1006-04.5203	Reviewed By: CRF	Date: 8/17/2018

Document Path: Z:\PROJECTS\2017\717100604 ADEQ 260 and Johnson Lane\Figures\ArcMap\MXDs\REM11_GWE Dec17.mxd

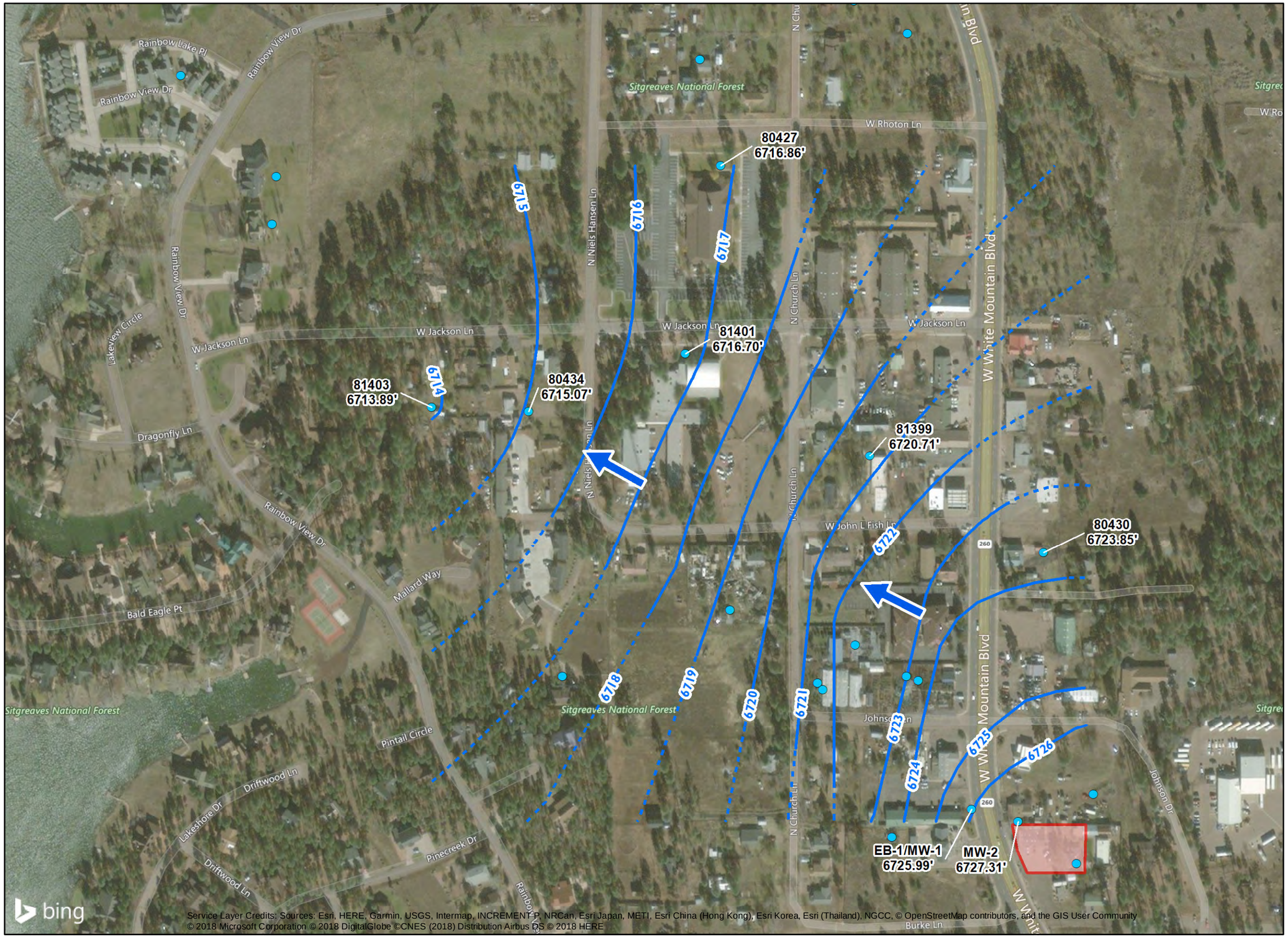

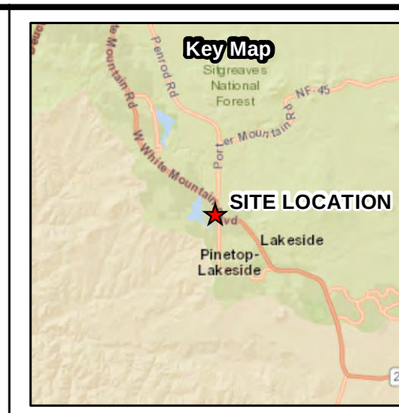

Legend

- Monitoring Well
- Groundwater Elevation (ft)
- Approximate Groundwater Flow Direction
- Source Area

Notes:
ft - feet
Groundwater elevation measurements from 81397, 81398, and 80432 were not included in the interpolation.

1 inch = 250 feet

0 125 250 Feet

Pinyon

GROUNDWATER ELEVATION AND POTENTIOMETRIC SURFACE
MARCH 2018
Highway 260 and Johnson Lane
Pinetop-Lakeside, Arizona

Site Location: Section 26, Township 9N, Range 22E, Gila and Salt River Meridian	Drawn By: JAF	Figure: 12
Pinyon Project Number: 7/17-1006-04.5203	Reviewed By: CRF	Date: 8/17/2018

Document Path: Z:\PROJECTS\2017\717100604 ADEQ 260 and Johnson Lane\Figures\ArcMap\MXDs\REM12_GWE Mar18.mxd

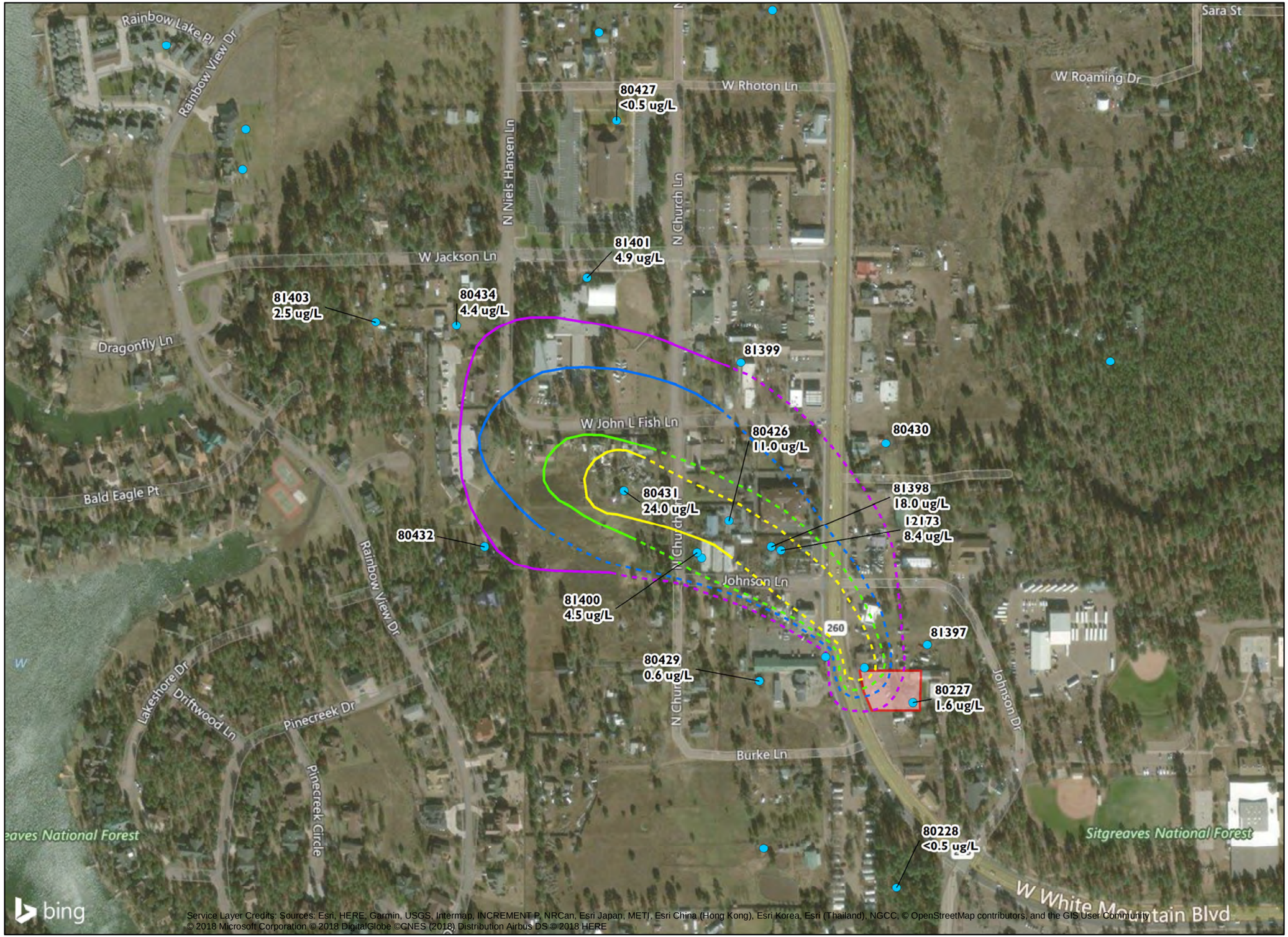

Legend

Montoring Well Analytical Result

PCE Concentration (ug/L)

- 5
- 10
- 15
- 20
- Source Area

1 inch = 300 feet

0 155 310 Feet

Pinyon

PROJECTED PCE IMPACTS TO GROUNDWATER - OCTOBER 2016

Highway 260 and Johnson Lane
Pinetop-Lakeside, Arizona

Site Location: Section 26, Township 9N, Range 22E, Gila and Salt River Meridian	Drawn By: JAF	Figure: 13
Pinyon Project Number: 7/17-1006-04.5203	Reviewed By: CRF	Date: 8/15/2018

Document Path: Z:\PROJECTS\2017\717100604 ADEQ 260 and Johnson Lane\Figures\ArcMap\MXDs\REM13_PCE Oct16.mxd

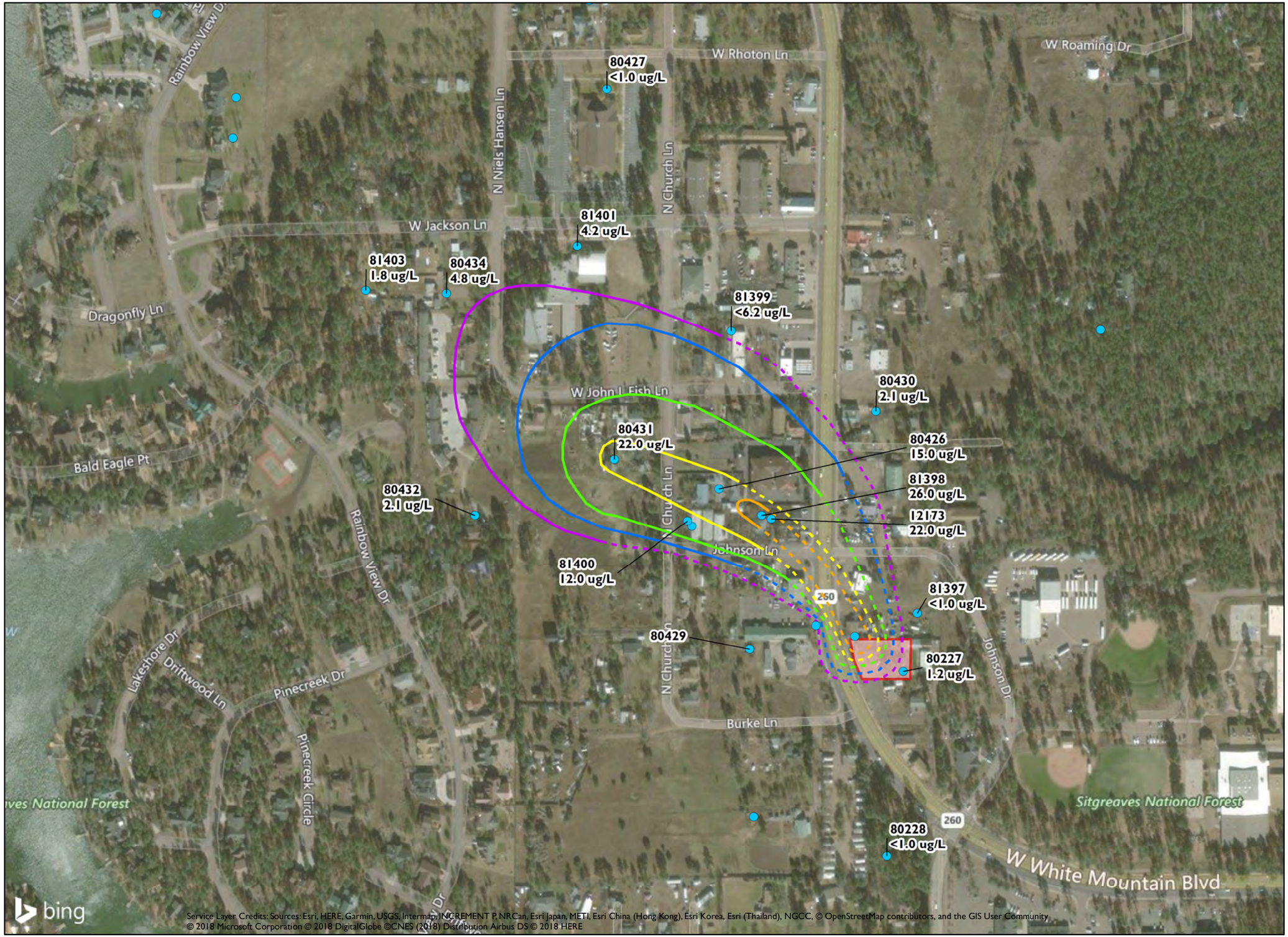

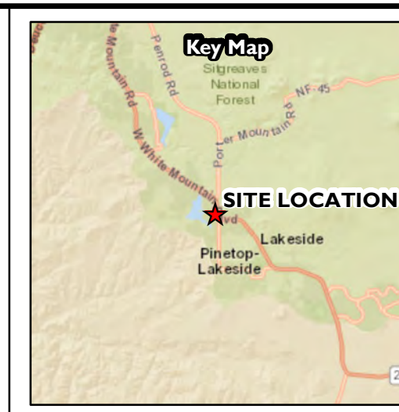

Legend

Monitoring Well Analytical Result

PCE Concentration (ug/L)

- 5
- 10
- 15
- 20
- 25

Source Area

1 inch = 300 feet

0 150 300 Feet

Pinyon Environmental, Inc.

PROJECTED PCE IMPACTS TO GROUNDWATER - APRIL 2017

Highway 260 and Johnson Lane
Pinetop-Lakeside, Arizona

Site Location: Section 26, Township 9N, Range 22E, Gila and Salt River Meridian	Drawn By: JAF	Figure: 14
Pinyon Project Number: 7/17-1006-04.5203	Reviewed By: CRF	Date: 8/15/2018

Document Path: Z:\PROJECTS\2017\717100604 ADEQ 260 and Johnson Lane\Figures\ArcMap\MXDs\REM14_PCE Apr17.mxd

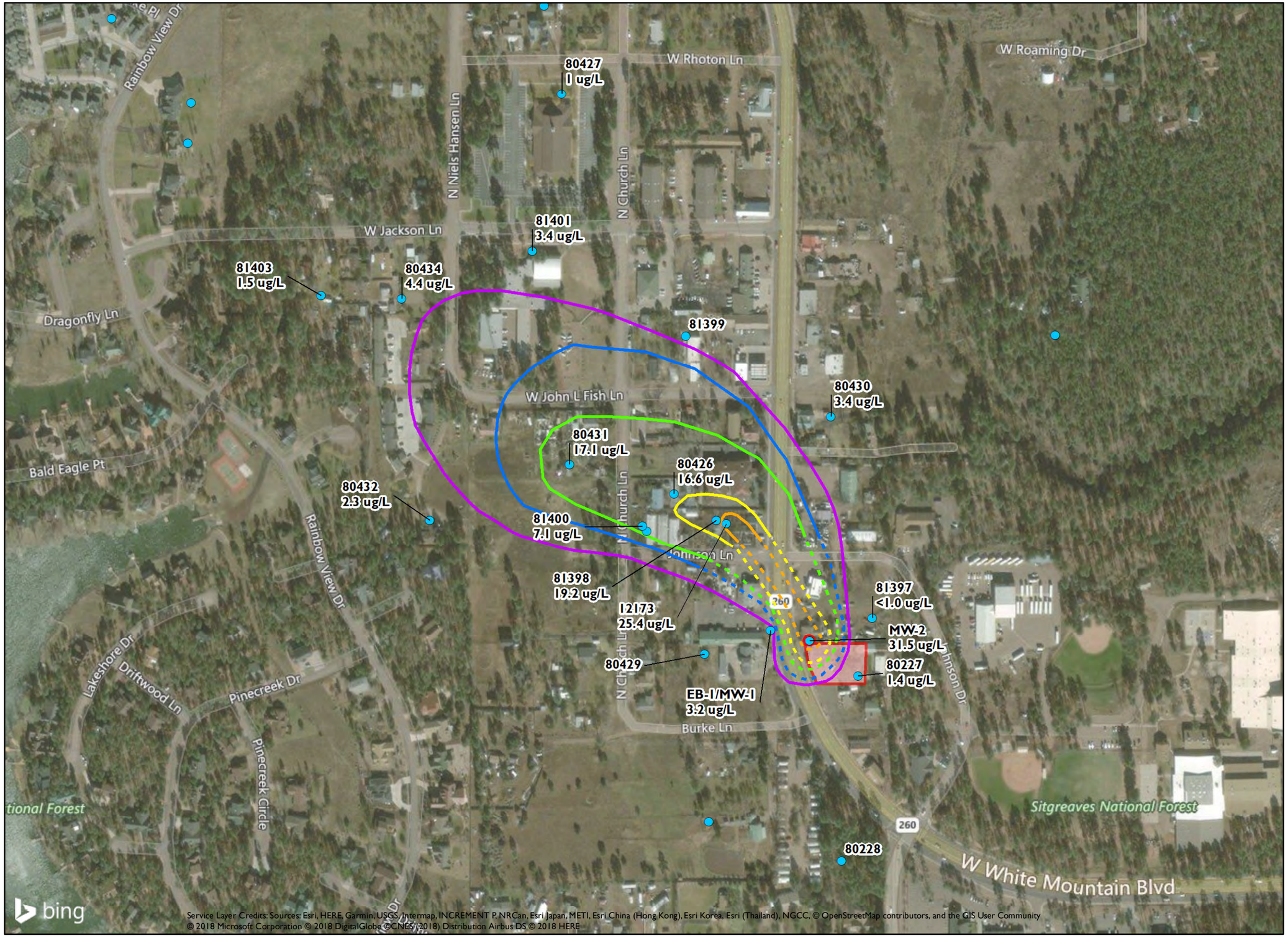

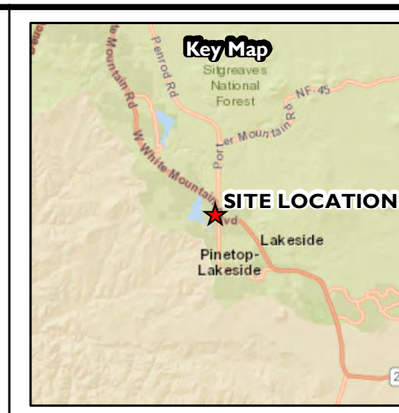

Legend

Monitoring Well Analytical Result

PCE Concentration (ug/L)

- 5
- 10
- 15
- 20
- 25
- 30

Source Area

1 inch = 300 feet

0 150 300 Feet

Pinyon Environmental, Inc.

PROJECTED PCE IMPACTS TO GROUNDWATER - DECEMBER 2017

Highway 260 and Johnson Lane
Pinetop-Lakeside, Arizona

Site Location: Section 26, Township 9N, Range 22E, Gila and Salt River Meridian	Drawn By: JAF	Figure: 15
Pinyon Project Number: 7/17-1006-04.5203	Reviewed By: CRF	Date: 8/17/2018

Document Path: Z:\PROJECTS\2017\17100604 ADEQ 260 and Johnson Lane\Figures\ArcMap\MXDs\REM15_PCE Dec17.mxd

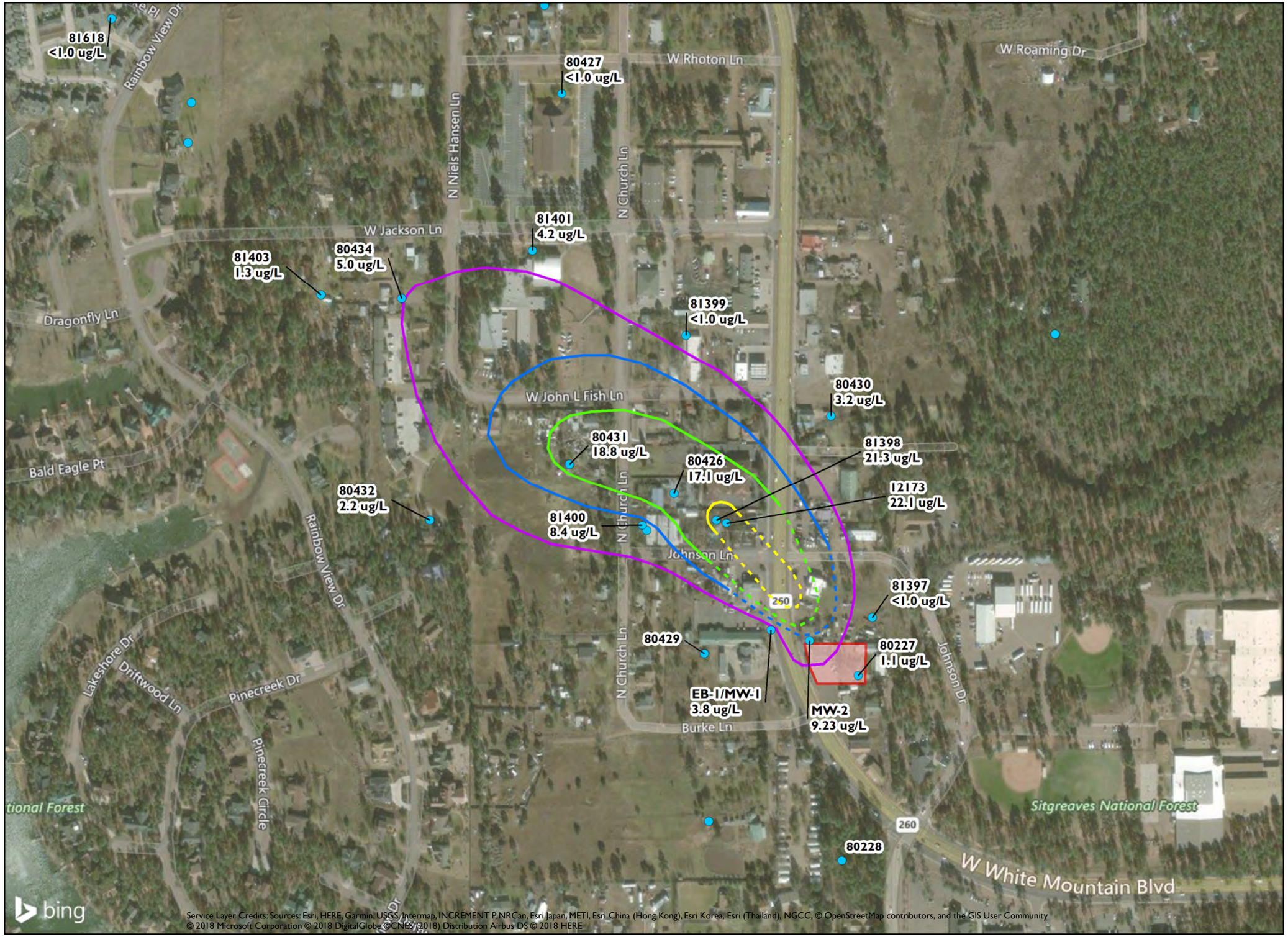

Legend

Monitoring Well Analytical Result

PCE Concentration (ug/L)

- 5
- 10
- 15
- 20
- Source Area

1 inch = 300 feet

0 150 300 Feet

Pinyon

PROJECTED PCE IMPACTS TO GROUNDWATER - MARCH 2018

Highway 260 and Johnson Lane
Pinetop-Lakeside, Arizona

Site Location: Section 26, Township 9N, Range 22E, Gila and Salt River Meridian	Drawn By: JAF	Figure: 16
Pinyon Project Number: 7/17-1006-04.5203	Reviewed By: CRF	Date: 9/10/2018

Document Path: Z:\PROJECTS\2017\171100604 ADEQ 260 and Johnson Lane\Figures\ArcMap\MXDs\REM16_PCE Mar18.mxd

Legend

Lake Sample Locations

- Shallow (1.5 ft)
- Deep (1.5 ft from Lake Bottom)
- Streets

0 200 400 800 Feet

Figure 17:
Rainbow Lake Water Assessment
Sample Location Map

Highway 260 and Johnson Lane WQARF Site
Pinetop Lakeside, Arizona

TETRA TECH
complex world | CLEAR SOLUTIONS™

Approved	CJ
Drafted	CM
Date	6/29/2017
Project: 117-1303066	

Coordinate System: WGS 1984 UTM Zone 12N
Projection: Transverse MercatorWGS 1984

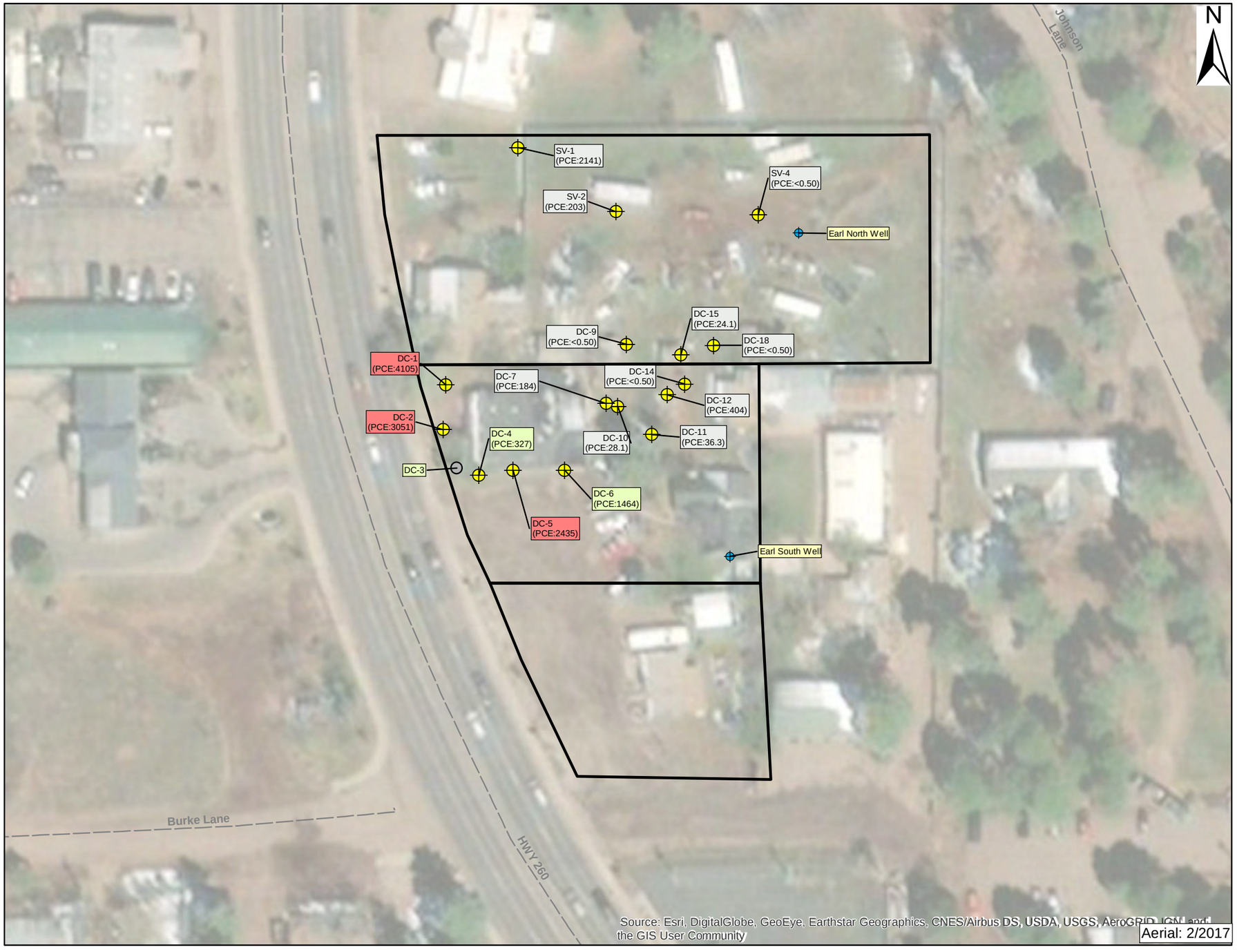

Legend

January 2017 Soil Gas Results

- January 2017 Soil Gas Results
- No Soil Gas Sample
- Well Locations
- Earl Property Boundaries
- Streets

Probe ID PCE	No MIP Data PCE Concentration in Soil Gas (ug/m^3)
Probe ID PCE	MIP ECD/ XSD <1.0 PCE Concentration in Soil Gas (ug/m^3)
Probe ID PCE	MIP ECD/ XSD >1.0 PCE Concentration in Soil Gas (ug/m^3)

Parcel boundaries are approximate
PCE: Tetrachloroethylene
MIP: Membrane Interface Probe
ug/m^3: Micrograms per cubic meter

0 30 60 120 Feet

Figure 18:

Earl's Property January 2017 MIP and Soil Gas Results

Highway 260 and Johnson Lane WQARF Site
Pinetop Lakeside, Arizona

Note: This figure was modified from figures and data provided by Tetra Tech

Coordinate System: WGS 1984 UTM Zone 12N
Projection: Transverse MercatorWGS 1984

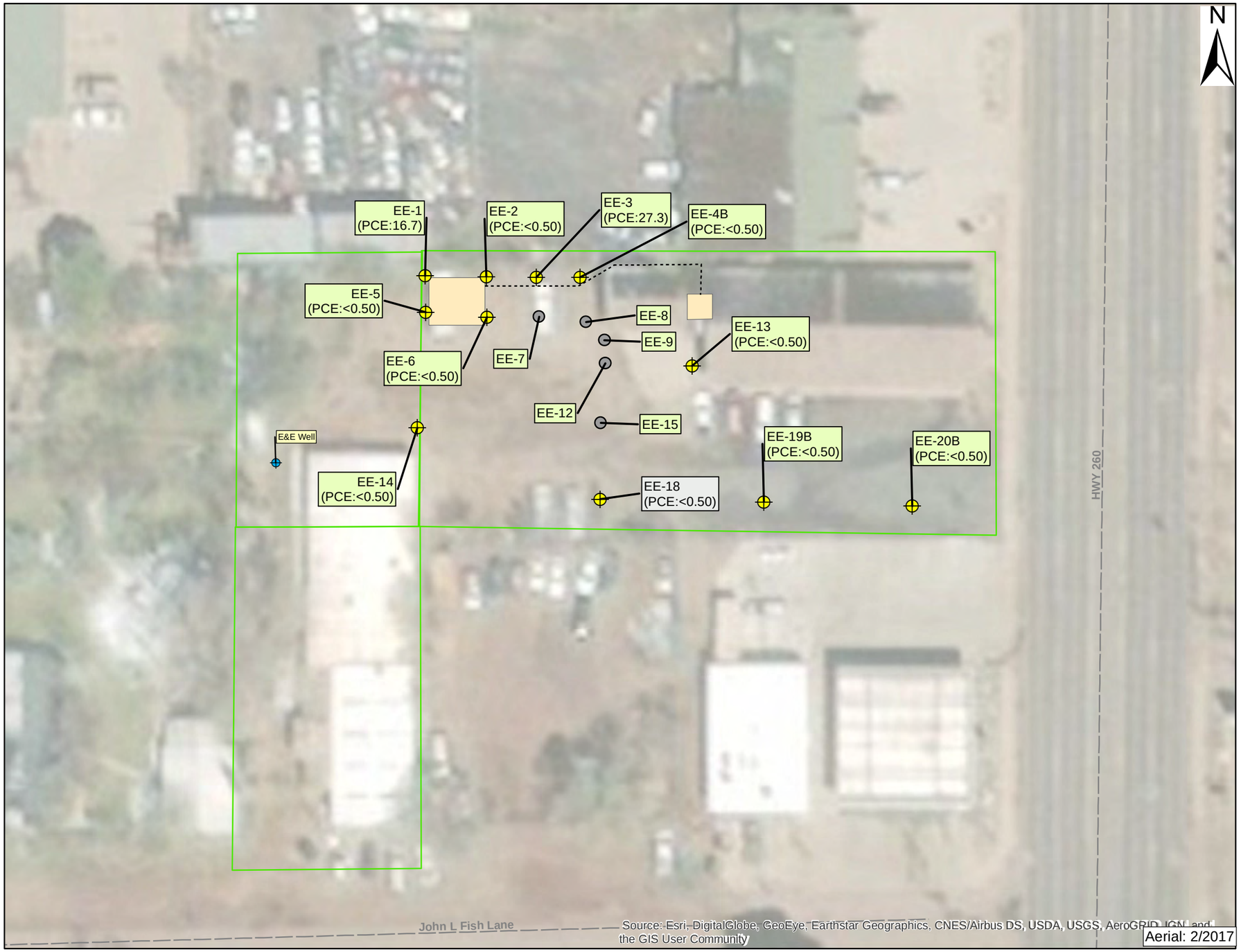

Legend

January 2017 Soil Gas Results

- January 2017 Soil Gas Results
- No Soil Gas Samples
- Property Boundary
- Well Locations
- Former UST/ Oil - Water Separator
- Former UST Piping
- Streets

Probe ID PCE	No MIP Data PCE Concentration in Soil Gas (ug/m^3)
Probe ID PCE	MIP ECD/ XSD <1.0 PCE Concentration in Soil Gas (ug/m^3)
Probe ID PCE	MIP ECD/ XSD >1.0 PCE Concentration in Soil Gas (ug/m^3)

Parcel boundaries are approximate
PCE: Tetrachloroethylene
MIP: Membrane Interface Probe

0 20 40 80 Feet

Figure 19:

Former Rawhide Motors January 2017 MIP and Soil Gas Results

Highway 260 and Johnson Lane WQARF Site
Pinetop Lakeside, Arizona

Note: This figure was modified from figures and data provided by Tetra Tech

Coordinate System: WGS 1984 UTM Zone 12N
Projection: Transverse MercatorWGS 1984

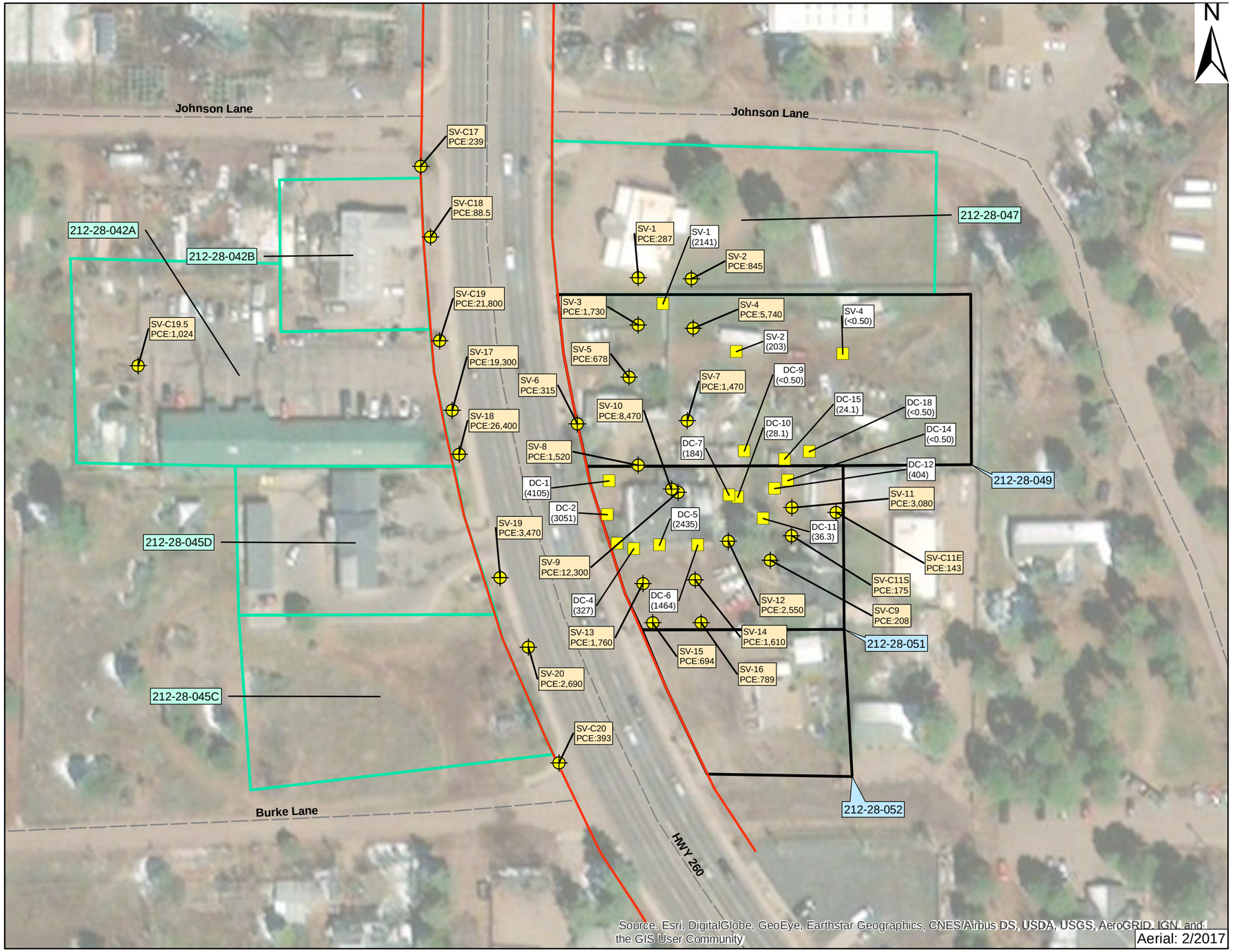

Legend

Probe ID
PCE

May 2017 Event

Probe ID
PCE

January 2017 Event

ADOT Right of Way

Streets

Earl Property Boundaries

Adjoining Parcel Boundary

Parcel boundaries are approximate
PCE: Tetrachloroethylene
ug/m^3 = micrograms per meter

0 40 80 160 Feet

Figure 20:

Earl Property Soil Gas Investigation

Highway 260 and Johnson Lane WQARF Site
Pinetop Lakeside, Arizona

Note: This figure was modified from figures and data provided by Tetra Tech

Coordinate System: WGS 1984 UTM Zone 12N
Projection: Transverse MercatorWGS 1984

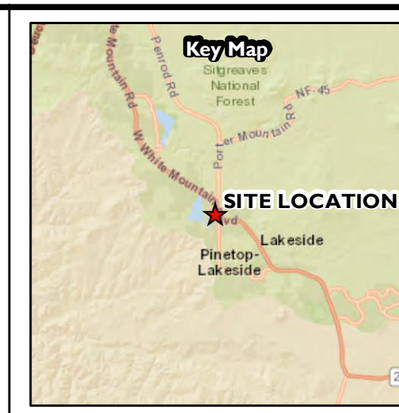

Legend

Soil Gas Location
Analytical Result

Source Area

Notes:
Units are micrograms per cubic meter
PCE = Tetrachloroethene

1 inch = 80 feet

0 40 80 Feet

Pinyon Environmental, Inc.

PCE SOIL GAS SAMPLING RESULTS
SEPTEMBER 2017
Highway 260 and Johnson Lane
Pinetop-Lakeside, Arizona

Site Location: Section 26, Township 9N, Range 22E, Gila and Salt River Meridian	Drawn By: JAF	Figure: 21
Pinyon Project Number: 7/17-1006-04.5203	Reviewed By: CRF	Date: 5/1/2018

Document Path: \\PINYON10\company2\PROJECTS\2017\171006 04 ADEQ 260 and Johnson Lane\Figures\ArcMap\MXDs\REM21_Soil Gas Locations.mxd

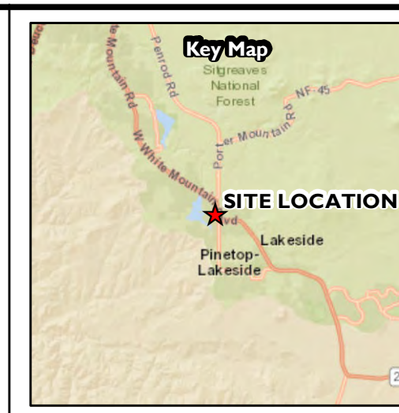

Legend

Indoor Air Location
Analytical Result

Source Area

Notes:
Units are micrograms per cubic meter

1 inch = 80 feet

0 40 80 Feet

Pinyon Environmental, Inc.

INDOOR AIR SAMPLING RESULTS
DECEMBER 2017
Highway 260 and Johnson Lane
Pinetop-Lakeside, Arizona

Site Location: Section 26, Township 9N, Range 22E, Gila and Salt River Meridian	Drawn By: JAF	Figure: 22
Pinyon Project Number: 7/17-1006-04.5203	Reviewed By: CRF	Date: 5/1/2018

Document Path: \\PINYON10\company2\PROJECTS\2017\171100604 ADEQ 260 and Johnson Lane\Figures\ArcMap\MXDs\REM22_Indoor Air Locations.mxd

LOOKING NORTHEAST

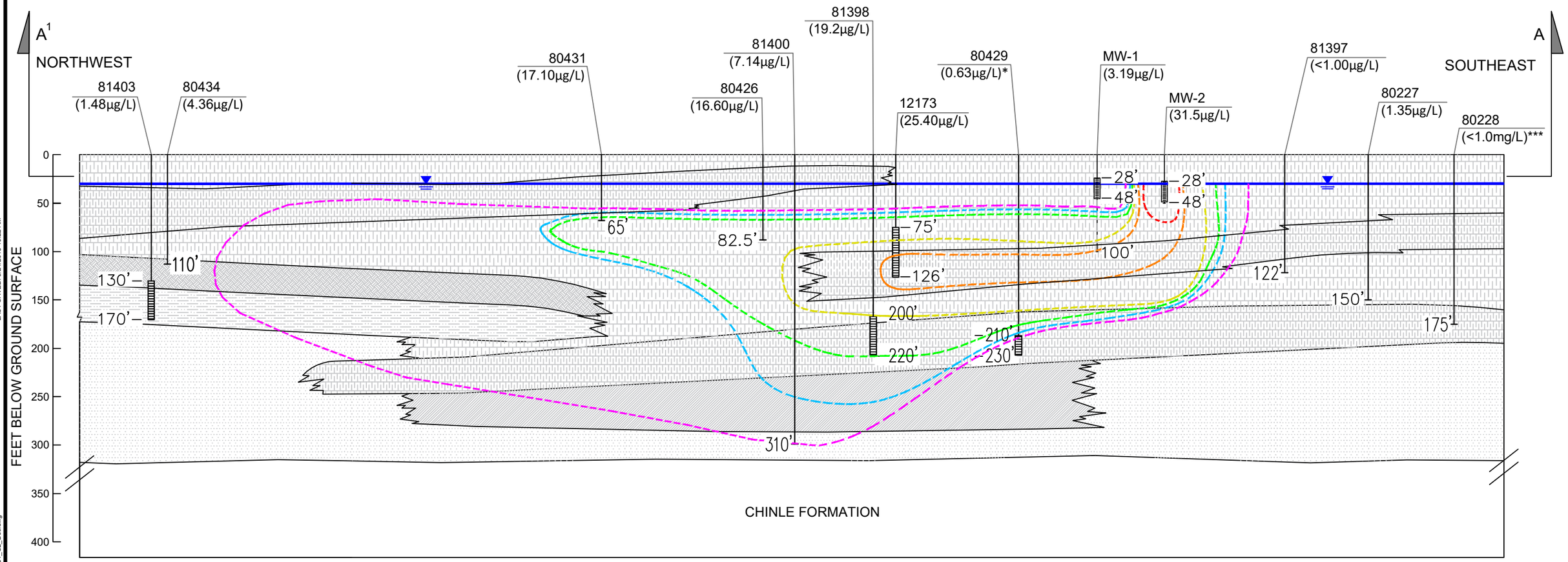

Figure from HYDRO GEO CHEM, INC. Date: 11/04/2015
Unit distributions are projected based on limited available information.

Cross sections location shown on Figure 5.

Horizontal Scale is Estimated based on Figure from HYDRO GEO CHEM, INC. Date: 11/04/2015

Dates:
* - 10/2016
** - 2/2017
*** - 4/2017

XXµg/L = Isoconcentration Line
(XX) = Concentration of Tetrachloroethene in Micrograms per Liter (December 2017)

LEGEND

N

ROSE

–120 ft. –165 ft. WELL SCREEN INTERVAL (WHERE AVAILABLE)

WELL IDENTIFICATION NAME

–165 ft. SCREEN DEPTH

SHALE
BASALT
CLAY AND SAND
BASALT + CINDERS
GRAVEL-CLAY
SANDSTONE
SANDSTONE + SHALE
5µg/L - 9.9µg/L
10µg/L - 14.9µg/L
15µg/L - 19.9µg/L
20µg/L - 24.9µg/L
25µg/L - 29.9µg/L
30µg/L - 35µg/L
GROUNDWATER ELEVATION (APPROXIMATE)
TOP OF GROUNDWATER TABLE (APPROXIMATE)

Vertical Scale
0 100
Approximate Scale in Feet

Pinyon Environmental, Inc.

VERTICAL GROUNDWATER PCE IMPACTS A1-A

December 2017
Highway 260 and Johnson Lane
Lakeside, Arizona

Site Location: AZ 260 and Johnson Lane, Lakeside, Arizona	Drawn By: SJA	Figure: 23
Pinyon Project Number: 7/17-1006-04.5202b	Reviewed By: CRF	Date: 09/24/2018

LAST SAVED: 9/24/2018 10:22 AM

Z:\PROJECTS\2017\171006\04 ADEQ 260 and Johnson Lane\Figures\AutoCAD\DWG\SM01_SL_Dec.dwg

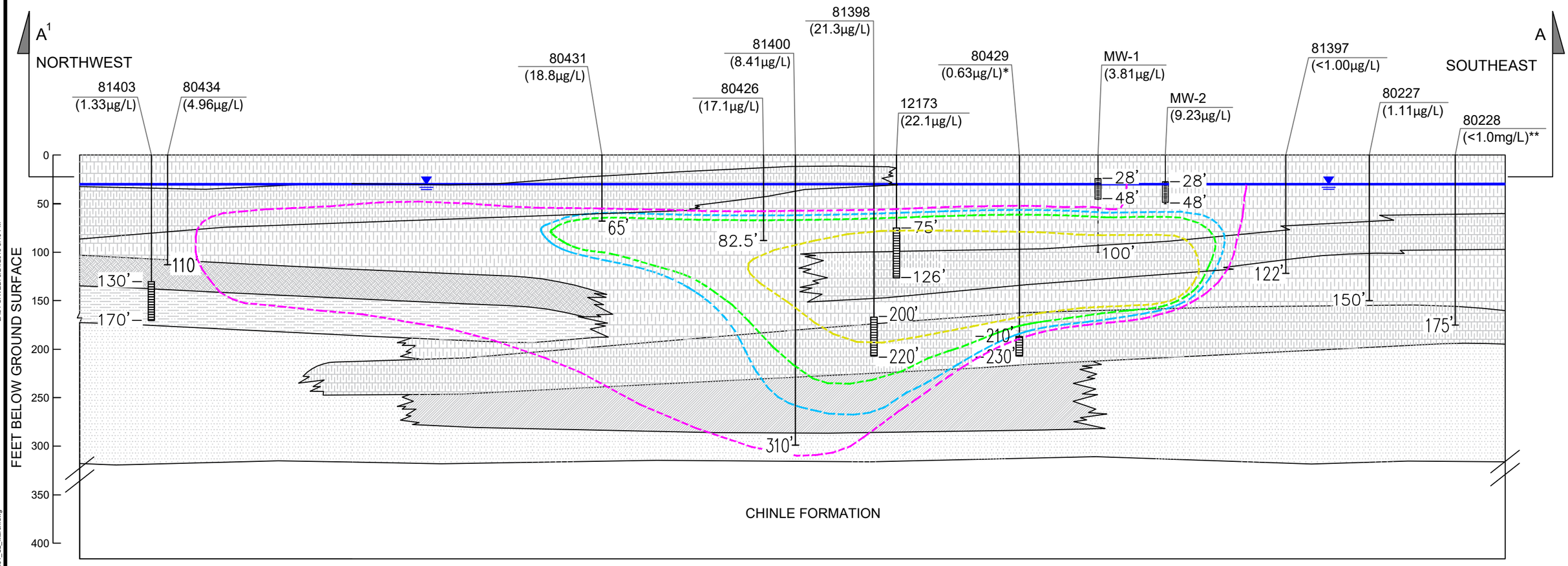

Figure from HYDRO GEO CHEM, INC. Date: 11/04/2015
Unit distributions are projected based on limited available information.

Cross sections location shown on Figure 5.

Horizontal Scale is Estimated based on Figure from HYDRO GEO CHEM, INC. Date: 11/04/2015

Dates:
* - 10/2016
** - 4/2017

XXµg/L = Isoconcentration Line
(XX) = Concentration of Tetrachloroethene in Micrograms per Liter (December 2017)

LEGEND

N

ROSE

–120 ft. –165 ft. WELL SCREEN INTERVAL (WHERE AVAILABLE)

WELL IDENTIFICATION NAME

–165 ft. SCREEN DEPTH

SHALE
BASALT
CLAY AND SAND
BASALT + CINDERS
GRAVEL-CLAY
SANDSTONE
SANDSTONE + SHALE
5µg/L - 9.9µg/L
10µg/L - 14.9µg/L
15µg/L - 19.9µg/L
20µg/L - 24.9µg/L
25µg/L - 29.9µg/L
30µg/L - 35µg/L
GROUNDWATER ELEVATION (APPROXIMATE)
TOP OF GROUNDWATER TABLE (APPROXIMATE)

Vertical Scale
0 100
Approximate Scale in Feet

Pinyon Environmental, Inc.

VERTICAL GROUNDWATER PCE IMPACTS A1-A

March 2018
Highway 260 and Johnson Lane
Lakeside, Arizona

Site Location: AZ 260 and Johnson Lane, Lakeside, Arizona	Drawn By: SJA	Figure: 24
Pinyon Project Number: 7/17-1006-04.5202b	Reviewed By: AMG	Date: 09/24/2018

LAST SAVED: 9/24/2018 3:40 PM

Z:\PROJECTS\2017\7100604 ADEQ 260 and Johnson Lane\Figures\AutoCAD\DWG\SM01_SL_March.dwg

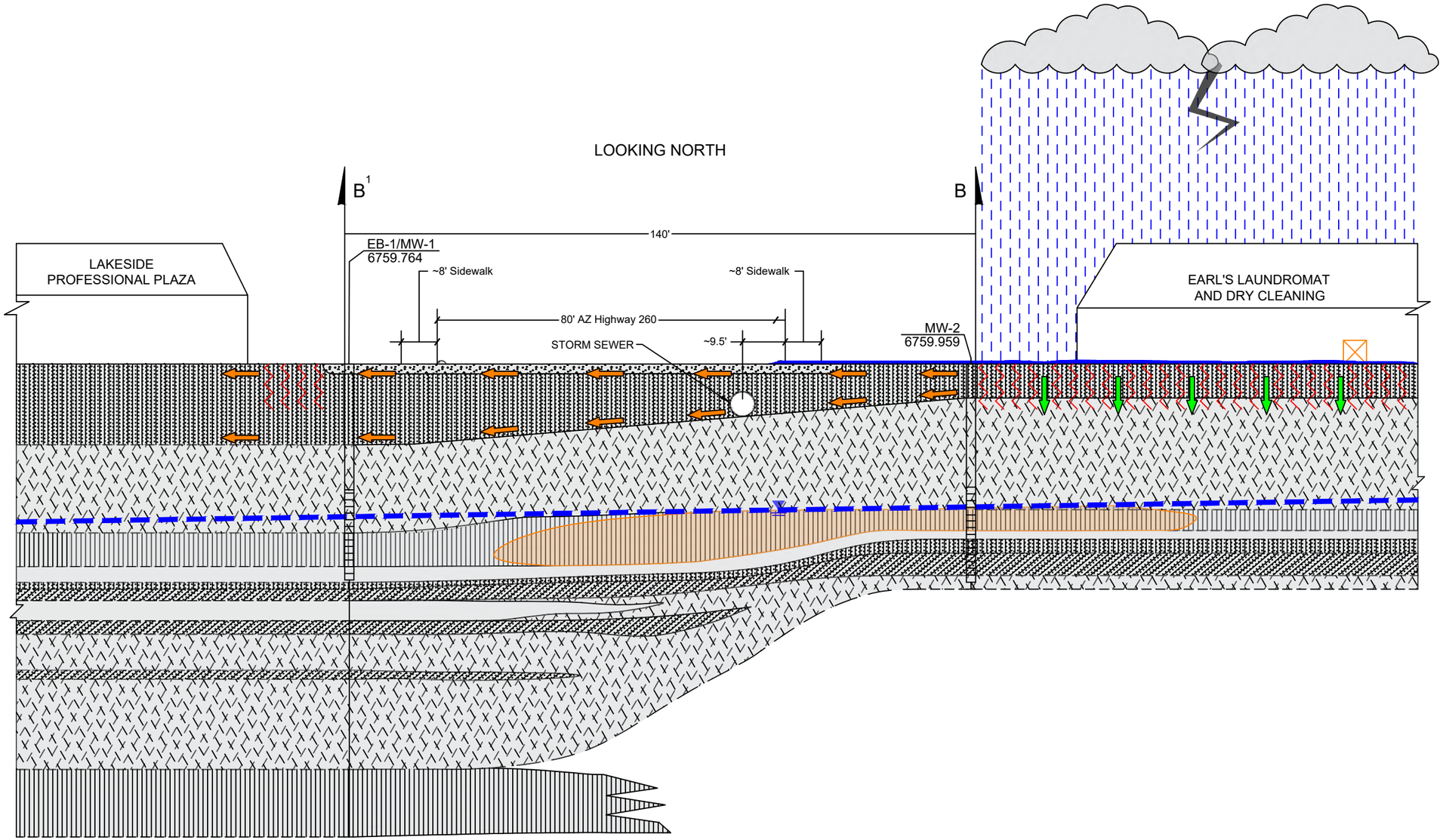

NOTE:
GROUNDWATER FLOW IS INTO PAGE.

LEGEND

N

- ROAD BASE
- SILTY SAND
- BASALT
- SILTY SAND WITH CLAY
- SILTY CLAYEY SAND
- SILTY SAND WITH SMALL GRAVELS
- GROUNDWATER ELEVATION IN FEET AMSL
- TOP OF GROUNDWATER TABLE
- PCE PLUME (ESTIMATED)
- PCE SOIL VAPOR
- PREFERENTIAL PATHWAY FOR PCE IN WATER AND SOIL VAPOR
- DRY CLEANING MACHINE
- INCREASED INFILTRATION DUE TO FLOODING
- SURFACE FLOODING

0 25' 50'
SCALE: 1" = 25'

Pinyon Environmental, Inc.

CONCEPTUAL SITE MODEL

Highway 260 and Johnson Lane
Lakeside, Arizona

Site Location: AZ 260 and Johnson Lane, Lakeside, Arizona	Drawn By: SJA	Figure: 25
Pinyon Project Number: 7/17-1006-04.5202b	Reviewed By: JPM	Date: 06/12/2018

LAST SAVED: 6/12/2018 4:30 PM

Z:\PROJECTS\2017\17100604 ADEQ 260 and Johnson Lane\Figures\AutoCAD\DWG\SM01_SL.dwg

Appendices

Appendix A – Laboratory Analytical Reports – Soil Gas

Airtech Environmental Laboratories (AEL)

4620 E.Elwood St., Suite 13, Phoenix, AZ 85040 480-968-5888 Fax 480-966-1888

Date: February 10, 2017

Client:	Chris Jacquemin	Work Order #:	17A021
Company:	Tetra Tech	Project Name:	Hwy 260 + Johnson Ln
Address:	3822 E University Dr, Ste 3	Project Number:	--
	Phoenix, AZ 85034	Received Date:	1/27/2017

Dear Client:

Airtech Environmental Laboratories received eighteen (18) samples for analysis.

All analyses met laboratory QA/QC with any exceptions addressed in the Case Narrative.

If you have any questions or concerns regarding your samples analysis, please contact the laboratory at 480-968-5888

Sincerely,

Yu Min Shi
Technical Director
Airtech Environmental Labs

Arizona ADHS License No. AZ0740

Airtech Environmental Laboratories (AEL)

4620 E.Elwood St., Suite 13, Phoenix, AZ 85040 480-968-5888 Fax 480-966-1888

Date: February 10, 2017

Client:	Chris Jacquemin	Work Order #:	17A021
Company:	Tetra Tech	Project Name:	Hwy 260 + Johnson Ln
Address:	3822 E University Dr, Ste 3	Project Number:	--
	Phoenix, AZ 85034	Received Date:	1/27/2017

SAMPLE SUMMARY

LAB ID	CLIENT ID	METHOD	SAMPLE DATE	SAMPLE TIME
17A022-01	DC-1	TO-15	1/25/2017	10:42
17A022-02	DC-2	TO-15	1/25/2017	11:18
17A022-03	DC-4	TO-15	1/23/2017	18:18
17A022-04	DC-5	TO-15	1/23/2017	17:44
17A022-05	DC-6	TO-15	1/23/2017	18:46
17A022-06	DC-7	TO-15	1/23/2017	12:00
17A022-07	DC-9	TO-15	1/23/2017	12:29
17A022-08	DC-10	TO-15	1/23/2017	11:17
17A022-09	DC-11	TO-15	1/23/2017	12:59
17A022-10	DC-12	TO-15	1/23/2017	13:31
17A022-11	DC-14	TO-15	1/23/2017	13:56
17A022-12	DC-15	TO-15	1/23/2017	14:24
17A022-13	DC-16	TO-15	1/23/2017	16:12
17A022-14	SV-1	TO-15	1/23/2017	15:00
17A022-15	SV-2	TO-15	1/23/2017	15:40
17A022-16	SV-4	TO-15	1/23/2017	16:42
17A022-17	Earl Ambient Air	TO-15	1/23/2017	14:50
17A022-18	Earl Dup	TO-15	1/23/2017	--

Airtech Environmental Laboratories (AEL)
4620 E.Elwood St., Suite 13, Phoenix, AZ 85040 480-968-5888 Fax 480-966-1888

Date: February 10, 2017

Client:	Chris Jacquemin	Work Order #:	17A021
Company:	Tetra Tech	Project Name:	Hwy 260 + Johnson Ln
Address:	3822 E University Dr, Ste 3	Project Number:	--
	Phoenix, AZ 85034	Received Date:	01/27/17

Case Narrative

All samples and QC associated with your samples met the quality control objectives.
Data qualifiers in this report are in accordance with ADEQ Data Qualifiers.

T4: Tentatively identified compound. Concentration is estimated and based on the closest internal standard.

Airtech Environmental Laboratories (AEL) - AZ 0740
4620 E.Elwood St., Suite 13, Phoenix, AZ 85040 480-968-5888 Fax 480-966-1888

Client:	Tetra Tech	**Client Sample ID:**	N/A
Project:	Hwy 260 + Johnson Ln	**Project Number:**	--
Lab Order:	17A021	**Collection:**	N/A
Lab ID:	Kits QC	**Matrix:**	Air

		Canister				Grab Sampler	
		Type		Vacuum	Vacuum	Type	
	Client	1.0 liter		before sampled	after sampled	5 minute-fill 1.0L canister	
AEL#	ID	SN#	Clean Batch#	Hg inch	psia	SN#	Clean Batch#
17A022-01	DC-1	1831	1701-02	29.0	9.82	217	1612-02
17A022-02	DC-2	1884	1701-02	29.0	10.02	060	1612-02
17A022-03	DC-4	E2288	1701-03	29.0	11.01	076	1612-17
17A022-04	DC-5	1825	1701-06	29.0	11.26	131	1612-17
17A022-05	DC-6	1872	1612-14	29.0	10.52	005	1612-17
17A022-06	DC-7	1869	1701-04	29.0	10.98	082	1612-04
17A022-07	DC-9	E2099	1701-04	29.0	9.30	128	1612-04
17A022-08	DC-10	E2392	1701-06	29.0	9.71	219	1612-04
17A022-09	DC-11	E2103	1701-04	29.0	9.08	182	1612-04
17A022-10	DC-12	1803	1701-06	29.0	10.06	172	1612-04
17A022-11	DC-14	E2359	1701-06	29.0	10.68	003	1611-04
17A022-12	DC-15	E2098	1701-06	29.0	11.37	220	1612-04
17A022-13	DC-16	E2290	1701-06	29.0	11.20	006	1612-17
17A022-14	SV-1	1847	1701-06	29.0	9.08	155	1612-04
17A022-15	SV-2	E2406	1701-06	29.0	9.80	174	1612-17
17A022-16	SV-4	E2360	1701-06	29.0	9.74	080	1612-17
17A022-17	Earl Ambient Air	E2368	1701-06	29.0	10.14	186	1612-17
17A022-18	Earl Dup	E2396	1612-14	29.0	11.04	004	1612-17

Airtech Environmental Laboratories (AEL) - AZ 0740

4620 E.Elwood St., Suite 13, Phoenix, AZ 85040 480-968-5888 Fax 480-966-1888

Client:	Tetra Tech	**Client Sample ID:**	DC-1
Project:	Hwy 260 + Johnson Ln	**Project Number:**	--
Lab Order:	17A021	**Collection:**	1/25/2017
Lab ID:	01	**Matrix:**	Soil Vapor

	ppbv		ug/M^3				Date	
Analyses	**Result**	**Limit**	**Result**	**Limit**	**Qual**	**DF**	**Analyzed**	**CAS#**
VOLATILE ORGANICS IN AIR		**TO-15**					Analyst: JJ	
1,1,1-Trichloroethane	< 1.0	1.0	< 5.46	5.46		2	2/8/2017	71-55-6
1,1,2,2-Tetrachloroethane	< 1.0	1.0	< 6.87	6.87		2	2/8/2017	79-34-5
1,1,2-Trichloroethane	< 1.0	1.0	< 5.46	5.46		2	2/8/2017	79-00-5
1,1-Dichloroethane	< 1.0	1.0	< 4.05	4.05		2	2/8/2017	75-34-3
1,1-Dichloroethene	< 1.0	1.0	< 3.97	3.97		2	2/8/2017	75-35-4
1,2,4-Trichlorobenzene	< 4.0	4.0	< 29.7	29.7		2	2/8/2017	120-82-1
1,2,4-Trimethylbenzene	< 1.0	1.0	< 4.92	4.92		2	2/8/2017	95-63-6
1,2-Dibromoethane	< 1.0	1.0	< 7.68	7.68		2	2/8/2017	106-93-4
1,2-Dichlorobenzene	< 1.0	1.0	< 6.01	6.01		2	2/8/2017	95-50-1
1,2-Dichloroethane	< 1.0	1.0	< 4.05	4.05		2	2/8/2017	107-06-2
1,2-Dichloropropane	< 1.0	1.0	< 4.62	4.62		2	2/8/2017	78-87-5
1,3,5-Trimethylbenzene	< 1.0	1.0	< 4.92	4.92		2	2/8/2017	108-67-8
1,3-Butadiene	< 1.0	1.0	< 2.21	2.21		2	2/8/2017	106-99-0
1,3-Dichlorobenzene	< 1.0	1.0	< 6.01	6.01		2	2/8/2017	541-73-1
1,4-Dichlorobenzene	< 1.0	1.0	< 6.01	6.01		2	2/8/2017	106-46-7
1,4-Dioxane	< 4.0	4.0	< 14.4	14.4		2	2/8/2017	123-91-1
2,2,4-Trimethylpentane	< 1.0	1.0	< 4.66	4.66		2	2/8/2017	540-84-1
2-Butanone (MEK)	< 10	10	< 29.5	29.5		2	2/8/2017	78-93-3
2-Hexanone	< 10	10	< 41.0	41.0		2	2/8/2017	591-78-6
2-Propanol (IPA)	< 10	10	< 24.5	24.5		2	2/8/2017	67-63-0
4-Ethyltoluene	< 2.0	2.0	< 9.84	9.84		2	2/8/2017	622-96-8
4-Methyl-2-pentanone (MIK)	< 10	10	< 41.0	41.0		2	2/8/2017	108-10-1
Acetone	**17**	**10**	**39.9**	**23.8**		2	2/8/2017	67-64-1
Allyl chloride	< 2.0	2.0	< 6.26	6.26		2	2/8/2017	107-05-1
Benzene	**1.2**	**1.0**	**3.96**	**3.19**		2	2/8/2017	71-43-2
Benzyl chloride	< 4.0	4.0	< 20.7	20.7		2	2/8/2017	100-44-7
Bromodichloromethane	< 1.0	1.0	< 6.70	6.70		2	2/8/2017	75-27-4
Bromoethene(Vinyl Bromide)	< 1.0	1.0	< 4.37	4.37		2	2/8/2017	593-60-2
Bromoform	< 1.0	1.0	< 10.3	10.3		2	2/8/2017	75-25-2
Bromomethane	< 1.0	1.0	< 3.88	3.88		2	2/8/2017	74-83-9
Butyl benzene	< 2.0	2.0	< 11.0	11.0		2	2/8/2017	104-51-8
Carbon disulfide	< 4.0	4.0	< 12.4	12.4		2	2/8/2017	75-15-0
Carbon tetrachloride	< 1.0	1.0	< 6.29	6.29		2	2/8/2017	56-23-5
Chlorobenzene	< 1.0	1.0	< 4.60	4.60		2	2/8/2017	108-90-7
Chloroethane	< 1.0	1.0	< 2.64	2.64		2	2/8/2017	75-00-3
Chloroform	< 1.0	1.0	< 4.88	4.88		2	2/8/2017	67-66-3
Chloromethane	< 2.0	2.0	< 4.14	4.14		2	2/8/2017	74-87-3
cis-1,2-Dichloroethene	< 1.0	1.0	< 3.96	3.96		2	2/8/2017	156-59-2
cis-1,3-Dichloropropene	< 1.0	1.0	< 4.54	4.54		2	2/8/2017	542-75-6
Cyclohexane	< 1.0	1.0	< 3.44	3.44		2	2/8/2017	110-82-7
Dibromochloromethane	< 1.0	1.0	< 8.52	8.52		2	2/8/2017	124-48-1
Dichlorodifluoromethane(F-12)	< 2.0	2.0	< 9.90	9.90		2	2/8/2017	75-71-8
Dichlorotetrafluoroethane(F-114)	< 1.0	1.0	< 6.99	6.99		2	2/8/2017	76-14-2
Ethanol	< 10	10	< 18.8	18.8		2	2/8/2017	64-17-5
Ethyl Acetate	< 1.0	1.0	< 3.60	3.60		2	2/8/2017	141-78-6
Ethylbenzene	< 1.0	1.0	< 4.34	4.34		2	2/8/2017	100-41-4

Airtech Environmental Laboratories (AEL) - AZ 0740

4620 E.Elwood St., Suite 13, Phoenix, AZ 85040 480-968-5888 Fax 480-966-1888

Client:	Tetra Tech	**Client Sample ID:**	DC-1
Project:	Hwy 260 + Johnson Ln	**Project Number:**	--
Lab Order:	17A021	**Collection:**	1/25/2017
Lab ID:	01	**Matrix:**	Soil Vapor

Analyses	ppbv Result	ppbv Limit	ug/M^3 Result	ug/M^3 Limit	Qual	DF	Date Analyzed	CAS#
VOLATILE ORGANICS IN AIR		**TO-15**					Analyst: JJ	
Heptane	< 1.0	1.0	< 4.10	4.10		2	2/8/2017	142-82-5
Hexachlorobutadiene	< 2.0	2.0	< 21.3	21.3		2	2/8/2017	87-68-3
Hexane	< 2.0	2.0	< 7.04	7.04		2	2/8/2017	110-54-3
Isopropylbenzene	< 2.0	2.0	< 9.84	9.84		2	2/8/2017	98-82-8
m&p-Xylene	< 2.0	2.0	< 8.68	8.68		2	2/8/2017	179601-23-1
Methyl tert-butyl ether	< 4.0	4.0	< 14.4	14.4		2	2/8/2017	1634-04-4
Methylcyclohexane	< 2.0	2.0	< 8.04	8.04		2	2/8/2017	108-87-2
Methylene chloride	< 4.0	4.0	< 13.9	13.9		2	2/8/2017	75-09-2
Naphthalene	< 10	10	< 52.4	52.4		2	2/8/2017	91-20-3
Nonane	< 2.0	2.0	< 10.5	10.5		2	2/8/2017	111-84-2
Octane	**4.0**	**2.0**	**18.6**	**9.34**		2	2/8/2017	111-65-9
o-Xylene	< 1.0	1.0	< 4.34	4.34		2	2/8/2017	95-47-6
Propene (Propylene)	< 2.0	2.0	< 3.44	3.44		2	2/8/2017	115-07-1
Propylbenzene	< 2.0	2.0	< 9.84	9.84		2	2/8/2017	103-65-1
Sec-Butyl benzene	< 2.0	2.0	< 11.0	11.0		2	2/8/2017	135-98-8
Styrene	< 1.0	1.0	< 4.26	4.26		2	2/8/2017	100-42-5
Tert-Butyl benzene	< 2.0	2.0	< 11.0	11.0		2	2/8/2017	98-06-6
Tetrachloroethene	**605**	**20**	**4,105**	**136**		20	2/9/2017	127-18-4
Tetrahydrofuran	< 4.0	4.0	< 11.8	11.8		2	2/8/2017	109-99-9
Toluene	**1.4**	**1.0**	**5.43**	**3.77**		2	2/8/2017	108-88-3
trans-1,2-Dichloroethene	< 1.0	1.0	< 3.96	3.96		2	2/8/2017	156-60-5
trans-1,3-Dichloropropene	< 1.0	1.0	< 4.54	4.54		2	2/8/2017	542-75-6
Trichloroethene	< 1.0	1.0	< 5.37	5.37		2	2/8/2017	79-01-6
Trichlorofluoromethane(F-11)	< 1.0	1.0	< 5.62	5.62		2	2/8/2017	75-69-4
Trichlorotrifluoroethane(F-113)	< 1.0	1.0	< 7.66	7.66		2	2/8/2017	76-13-1
Vinyl acetate	< 1.0	1.0	< 3.52	3.52		2	2/8/2017	108-05-4
Vinyl chloride	< 1.0	1.0	< 2.56	2.56		2	2/8/2017	75-01-4
Surr: 4-Bromofluorobenzene	103	70-130	%REC					

Tentatively Identified Compounds (TIC's)

Difluoroethane	< 20	20	ppbv		T4	2	2/8/2017

Airtech Environmental Laboratories (AEL) - AZ 0740

4620 E.Elwood St., Suite 13, Phoenix, AZ 85040 480-968-5888 Fax 480-966-1888

Client:	Tetra Tech	**Client Sample ID:**	DC-2
Project:	Hwy 260 + Johnson Ln	**Project Number:**	--
Lab Order:	17A021	**Collection:**	1/25/2017
Lab ID:	02	**Matrix:**	Soil Vapor

	ppbv		ug/M^3				Date	
Analyses	**Result**	**Limit**	**Result**	**Limit**	**Qual**	**DF**	**Analyzed**	**CAS#**
VOLATILE ORGANICS IN AIR		**TO-15**					Analyst: JJ	
1,1,1-Trichloroethane	< 1.0	1.0	< 5.46	5.46		2	2/8/2017	71-55-6
1,1,2,2-Tetrachloroethane	< 1.0	1.0	< 6.87	6.87		2	2/8/2017	79-34-5
1,1,2-Trichloroethane	< 1.0	1.0	< 5.46	5.46		2	2/8/2017	79-00-5
1,1-Dichloroethane	< 1.0	1.0	< 4.05	4.05		2	2/8/2017	75-34-3
1,1-Dichloroethene	< 1.0	1.0	< 3.97	3.97		2	2/8/2017	75-35-4
1,2,4-Trichlorobenzene	< 4.0	4.0	< 29.7	29.7		2	2/8/2017	120-82-1
1,2,4-Trimethylbenzene	< 1.0	1.0	< 4.92	4.92		2	2/8/2017	95-63-6
1,2-Dibromoethane	< 1.0	1.0	< 7.68	7.68		2	2/8/2017	106-93-4
1,2-Dichlorobenzene	< 1.0	1.0	< 6.01	6.01		2	2/8/2017	95-50-1
1,2-Dichloroethane	< 1.0	1.0	< 4.05	4.05		2	2/8/2017	107-06-2
1,2-Dichloropropane	< 1.0	1.0	< 4.62	4.62		2	2/8/2017	78-87-5
1,3,5-Trimethylbenzene	< 1.0	1.0	< 4.92	4.92		2	2/8/2017	108-67-8
1,3-Butadiene	< 1.0	1.0	< 2.21	2.21		2	2/8/2017	106-99-0
1,3-Dichlorobenzene	< 1.0	1.0	< 6.01	6.01		2	2/8/2017	541-73-1
1,4-Dichlorobenzene	< 1.0	1.0	< 6.01	6.01		2	2/8/2017	106-46-7
1,4-Dioxane	< 4.0	4.0	< 14.4	14.4		2	2/8/2017	123-91-1
2,2,4-Trimethylpentane	< 1.0	1.0	< 4.66	4.66		2	2/8/2017	540-84-1
2-Butanone (MEK)	< 10	10	< 29.5	29.5		2	2/8/2017	78-93-3
2-Hexanone	< 10	10	< 41.0	41.0		2	2/8/2017	591-78-6
2-Propanol (IPA)	< 10	10	< 24.5	24.5		2	2/8/2017	67-63-0
4-Ethyltoluene	< 2.0	2.0	< 9.84	9.84		2	2/8/2017	622-96-8
4-Methyl-2-pentanone (MIK)	< 10	10	< 41.0	41.0		2	2/8/2017	108-10-1
Acetone	< 10	10	< 23.8	23.8		2	2/8/2017	67-64-1
Allyl chloride	< 2.0	2.0	< 6.26	6.26		2	2/8/2017	107-05-1
Benzene	< 1.0	1.0	< 3.19	3.19		2	2/8/2017	71-43-2
Benzyl chloride	< 4.0	4.0	< 20.7	20.7		2	2/8/2017	100-44-7
Bromodichloromethane	< 1.0	1.0	< 6.70	6.70		2	2/8/2017	75-27-4
Bromoethene(Vinyl Bromide)	< 1.0	1.0	< 4.37	4.37		2	2/8/2017	593-60-2
Bromoform	< 1.0	1.0	< 10.3	10.3		2	2/8/2017	75-25-2
Bromomethane	< 1.0	1.0	< 3.88	3.88		2	2/8/2017	74-83-9
Butyl benzene	< 2.0	2.0	< 11.0	11.0		2	2/8/2017	104-51-8
Carbon disulfide	**23**	**4.0**	**72.8**	**12.4**		2	2/8/2017	75-15-0
Carbon tetrachloride	< 1.0	1.0	< 6.29	6.29		2	2/8/2017	56-23-5
Chlorobenzene	< 1.0	1.0	< 4.60	4.60		2	2/8/2017	108-90-7
Chloroethane	< 1.0	1.0	< 2.64	2.64		2	2/8/2017	75-00-3
Chloroform	< 1.0	1.0	< 4.88	4.88		2	2/8/2017	67-66-3
Chloromethane	< 2.0	2.0	< 4.14	4.14		2	2/8/2017	74-87-3
cis-1,2-Dichloroethene	< 1.0	1.0	< 3.96	3.96		2	2/8/2017	156-59-2
cis-1,3-Dichloropropene	< 1.0	1.0	< 4.54	4.54		2	2/8/2017	542-75-6
Cyclohexane	< 1.0	1.0	< 3.44	3.44		2	2/8/2017	110-82-7
Dibromochloromethane	< 1.0	1.0	< 8.52	8.52		2	2/8/2017	124-48-1
Dichlorodifluoromethane(F-12)	< 2.0	2.0	< 9.90	9.90		2	2/8/2017	75-71-8
Dichlorotetrafluoroethane(F-114)	< 1.0	1.0	< 6.99	6.99		2	2/8/2017	76-14-2
Ethanol	< 10	10	< 18.8	18.8		2	2/8/2017	64-17-5
Ethyl Acetate	< 1.0	1.0	< 3.60	3.60		2	2/8/2017	141-78-6
Ethylbenzene	< 1.0	1.0	< 4.34	4.34		2	2/8/2017	100-41-4

Airtech Environmental Laboratories (AEL) - AZ 0740

4620 E.Elwood St., Suite 13, Phoenix, AZ 85040 480-968-5888 Fax 480-966-1888

Client:	Tetra Tech	**Client Sample ID:**	DC-2
Project:	Hwy 260 + Johnson Ln	**Project Number:**	--
Lab Order:	17A021	**Collection:**	1/25/2017
Lab ID:	02	**Matrix:**	Soil Vapor

Analyses	ppbv Result	ppbv Limit	ug/M^3 Result	ug/M^3 Limit	Qual	DF	Date Analyzed	CAS#
VOLATILE ORGANICS IN AIR		**TO-15**					Analyst: JJ	
Heptane	< 1.0	1.0	< 4.10	4.10		2	2/8/2017	142-82-5
Hexachlorobutadiene	< 2.0	2.0	< 21.3	21.3		2	2/8/2017	87-68-3
Hexane	< 2.0	2.0	< 7.04	7.04		2	2/8/2017	110-54-3
Isopropylbenzene	< 2.0	2.0	< 9.84	9.84		2	2/8/2017	98-82-8
m&p-Xylene	< 2.0	2.0	< 8.68	8.68		2	2/8/2017	179601-23-1
Methyl tert-butyl ether	< 4.0	4.0	< 14.4	14.4		2	2/8/2017	1634-04-4
Methylcyclohexane	< 2.0	2.0	< 8.04	8.04		2	2/8/2017	108-87-2
Methylene chloride	< 4.0	4.0	< 13.9	13.9		2	2/8/2017	75-09-2
Naphthalene	< 10	10	< 52.4	52.4		2	2/8/2017	91-20-3
Nonane	< 2.0	2.0	< 10.5	10.5		2	2/8/2017	111-84-2
Octane	< 2.0	2.0	< 9.34	9.34		2	2/8/2017	111-65-9
o-Xylene	< 1.0	1.0	< 4.34	4.34		2	2/8/2017	95-47-6
Propene (Propylene)	< 2.0	2.0	< 3.44	3.44		2	2/8/2017	115-07-1
Propylbenzene	< 2.0	2.0	< 9.84	9.84		2	2/8/2017	103-65-1
Sec-Butyl benzene	< 2.0	2.0	< 11.0	11.0		2	2/8/2017	135-98-8
Styrene	< 1.0	1.0	< 4.26	4.26		2	2/8/2017	100-42-5
Tert-Butyl benzene	< 2.0	2.0	< 11.0	11.0		2	2/8/2017	98-06-6
Tetrachloroethene	**450**	**20**	**3,051**	**136**		20	2/9/2017	127-18-4
Tetrahydrofuran	< 4.0	4.0	< 11.8	11.8		2	2/8/2017	109-99-9
Toluene	< 1.0	1.0	< 3.77	3.77		2	2/8/2017	108-88-3
trans-1,2-Dichloroethene	< 1.0	1.0	< 3.96	3.96		2	2/8/2017	156-60-5
trans-1,3-Dichloropropene	< 1.0	1.0	< 4.54	4.54		2	2/8/2017	542-75-6
Trichloroethene	< 1.0	1.0	< 5.37	5.37		2	2/8/2017	79-01-6
Trichlorofluoromethane(F-11)	< 1.0	1.0	< 5.62	5.62		2	2/8/2017	75-69-4
Trichlorotrifluoroethane(F-113)	< 1.0	1.0	< 7.66	7.66		2	2/8/2017	76-13-1
Vinyl acetate	< 1.0	1.0	< 3.52	3.52		2	2/8/2017	108-05-4
Vinyl chloride	< 1.0	1.0	< 2.56	2.56		2	2/8/2017	75-01-4
Surr: 4-Bromofluorobenzene	97.7	70-130	%REC					

Tentatively Identified Compounds (TIC's)

Difluoroethane	< 20	20	ppbv		T4	2	2/8/2017

Airtech Environmental Laboratories (AEL) - AZ 0740

4620 E.Elwood St., Suite 13, Phoenix, AZ 85040 480-968-5888 Fax 480-966-1888

Client:	Tetra Tech	**Client Sample ID:**	DC-4
Project:	Hwy 260 + Johnson Ln	**Project Number:**	--
Lab Order:	17A021	**Collection:**	1/25/2017
Lab ID:	03	**Matrix:**	Soil Vapor

	ppbv		ug/M^3				Date	
Analyses	**Result**	**Limit**	**Result**	**Limit**	**Qual**	**DF**	**Analyzed**	**CAS#**
VOLATILE ORGANICS IN AIR		**TO-15**					Analyst: JJ	
1,1,1-Trichloroethane	< 1.0	1.0	< 5.46	5.46		2	2/9/2017	71-55-6
1,1,2,2-Tetrachloroethane	< 1.0	1.0	< 6.87	6.87		2	2/9/2017	79-34-5
1,1,2-Trichloroethane	< 1.0	1.0	< 5.46	5.46		2	2/9/2017	79-00-5
1,1-Dichloroethane	< 1.0	1.0	< 4.05	4.05		2	2/9/2017	75-34-3
1,1-Dichloroethene	< 1.0	1.0	< 3.97	3.97		2	2/9/2017	75-35-4
1,2,4-Trichlorobenzene	< 4.0	4.0	< 29.7	29.7		2	2/9/2017	120-82-1
1,2,4-Trimethylbenzene	< 1.0	1.0	< 4.92	4.92		2	2/9/2017	95-63-6
1,2-Dibromoethane	< 1.0	1.0	< 7.68	7.68		2	2/9/2017	106-93-4
1,2-Dichlorobenzene	< 1.0	1.0	< 6.01	6.01		2	2/9/2017	95-50-1
1,2-Dichloroethane	< 1.0	1.0	< 4.05	4.05		2	2/9/2017	107-06-2
1,2-Dichloropropane	< 1.0	1.0	< 4.62	4.62		2	2/9/2017	78-87-5
1,3,5-Trimethylbenzene	< 1.0	1.0	< 4.92	4.92		2	2/9/2017	108-67-8
1,3-Butadiene	< 1.0	1.0	< 2.21	2.21		2	2/9/2017	106-99-0
1,3-Dichlorobenzene	< 1.0	1.0	< 6.01	6.01		2	2/9/2017	541-73-1
1,4-Dichlorobenzene	< 1.0	1.0	< 6.01	6.01		2	2/9/2017	106-46-7
1,4-Dioxane	< 4.0	4.0	< 14.4	14.4		2	2/9/2017	123-91-1
2,2,4-Trimethylpentane	< 1.0	1.0	< 4.66	4.66		2	2/9/2017	540-84-1
2-Butanone (MEK)	< 10	10	< 29.5	29.5		2	2/9/2017	78-93-3
2-Hexanone	< 10	10	< 41.0	41.0		2	2/9/2017	591-78-6
2-Propanol (IPA)	< 10	10	< 24.5	24.5		2	2/9/2017	67-63-0
4-Ethyltoluene	< 2.0	2.0	< 9.84	9.84		2	2/9/2017	622-96-8
4-Methyl-2-pentanone (MIK)	< 10	10	< 41.0	41.0		2	2/9/2017	108-10-1
Acetone	**37**	**10**	**88.3**	**23.8**		2	2/9/2017	67-64-1
Allyl chloride	< 2.0	2.0	< 6.26	6.26		2	2/9/2017	107-05-1
Benzene	< 1.0	1.0	< 3.19	3.19		2	2/9/2017	71-43-2
Benzyl chloride	< 4.0	4.0	< 20.7	20.7		2	2/9/2017	100-44-7
Bromodichloromethane	< 1.0	1.0	< 6.70	6.70		2	2/9/2017	75-27-4
Bromoethene(Vinyl Bromide)	< 1.0	1.0	< 4.37	4.37		2	2/9/2017	593-60-2
Bromoform	< 1.0	1.0	< 10.3	10.3		2	2/9/2017	75-25-2
Bromomethane	< 1.0	1.0	< 3.88	3.88		2	2/9/2017	74-83-9
Butyl benzene	< 2.0	2.0	< 11.0	11.0		2	2/9/2017	104-51-8
Carbon disulfide	< 4.0	4.0	< 12.4	12.4		2	2/9/2017	75-15-0
Carbon tetrachloride	< 1.0	1.0	< 6.29	6.29		2	2/9/2017	56-23-5
Chlorobenzene	< 1.0	1.0	< 4.60	4.60		2	2/9/2017	108-90-7
Chloroethane	< 1.0	1.0	< 2.64	2.64		2	2/9/2017	75-00-3
Chloroform	< 1.0	1.0	< 4.88	4.88		2	2/9/2017	67-66-3
Chloromethane	< 2.0	2.0	< 4.14	4.14		2	2/9/2017	74-87-3
cis-1,2-Dichloroethene	< 1.0	1.0	< 3.96	3.96		2	2/9/2017	156-59-2
cis-1,3-Dichloropropene	< 1.0	1.0	< 4.54	4.54		2	2/9/2017	542-75-6
Cyclohexane	< 1.0	1.0	< 3.44	3.44		2	2/9/2017	110-82-7
Dibromochloromethane	< 1.0	1.0	< 8.52	8.52		2	2/9/2017	124-48-1
Dichlorodifluoromethane(F-12)	< 2.0	2.0	< 9.90	9.90		2	2/9/2017	75-71-8
Dichlorotetrafluoroethane(F-114)	< 1.0	1.0	< 6.99	6.99		2	2/9/2017	76-14-2
Ethanol	< 10	10	< 18.8	18.8		2	2/9/2017	64-17-5
Ethyl Acetate	< 1.0	1.0	< 3.60	3.60		2	2/9/2017	141-78-6
Ethylbenzene	< 1.0	1.0	< 4.34	4.34		2	2/9/2017	100-41-4

Airtech Environmental Laboratories (AEL) - AZ 0740

4620 E.Elwood St., Suite 13, Phoenix, AZ 85040 480-968-5888 Fax 480-966-1888

Client:	Tetra Tech	**Client Sample ID:**	DC-4
Project:	Hwy 260 + Johnson Ln	**Project Number:**	--
Lab Order:	17A021	**Collection:**	1/25/2017
Lab ID:	03	**Matrix:**	Soil Vapor

	ppbv		ug/M^3				Date	
Analyses	**Result**	**Limit**	**Result**	**Limit**	**Qual**	**DF**	**Analyzed**	**CAS#**
VOLATILE ORGANICS IN AIR		**TO-15**					Analyst: JJ	
Heptane	< 1.0	1.0	< 4.10	4.10		2	2/9/2017	142-82-5
Hexachlorobutadiene	< 2.0	2.0	< 21.3	21.3		2	2/9/2017	87-68-3
Hexane	< 2.0	2.0	< 7.04	7.04		2	2/9/2017	110-54-3
Isopropylbenzene	< 2.0	2.0	< 9.84	9.84		2	2/9/2017	98-82-8
m&p-Xylene	< 2.0	2.0	< 8.68	8.68		2	2/9/2017	179601-23-1
Methyl tert-butyl ether	< 4.0	4.0	< 14.4	14.4		2	2/9/2017	1634-04-4
Methylcyclohexane	< 2.0	2.0	< 8.04	8.04		2	2/9/2017	108-87-2
Methylene chloride	< 4.0	4.0	< 13.9	13.9		2	2/9/2017	75-09-2
Naphthalene	< 10	10	< 52.4	52.4		2	2/9/2017	91-20-3
Nonane	< 2.0	2.0	< 10.5	10.5		2	2/9/2017	111-84-2
Octane	< 2.0	2.0	< 9.34	9.34		2	2/9/2017	111-65-9
o-Xylene	< 1.0	1.0	< 4.34	4.34		2	2/9/2017	95-47-6
Propene (Propylene)	< 2.0	2.0	< 3.44	3.44		2	2/9/2017	115-07-1
Propylbenzene	< 2.0	2.0	< 9.84	9.84		2	2/9/2017	103-65-1
Sec-Butyl benzene	< 2.0	2.0	< 11.0	11.0		2	2/9/2017	135-98-8
Styrene	< 1.0	1.0	< 4.26	4.26		2	2/9/2017	100-42-5
Tert-Butyl benzene	< 2.0	2.0	< 11.0	11.0		2	2/9/2017	98-06-6
Tetrachloroethene	**48**	**2.0**	**327**	**13.6**		2	2/9/2017	127-18-4
Tetrahydrofuran	< 4.0	4.0	< 11.8	11.8		2	2/9/2017	109-99-9
Toluene	< 1.0	1.0	< 3.77	3.77		2	2/9/2017	108-88-3
trans-1,2-Dichloroethene	< 1.0	1.0	< 3.96	3.96		2	2/9/2017	156-60-5
trans-1,3-Dichloropropene	< 1.0	1.0	< 4.54	4.54		2	2/9/2017	542-75-6
Trichloroethene	< 1.0	1.0	< 5.37	5.37		2	2/9/2017	79-01-6
Trichlorofluoromethane(F-11)	< 1.0	1.0	< 5.62	5.62		2	2/9/2017	75-69-4
Trichlorotrifluoroethane(F-113)	< 1.0	1.0	< 7.66	7.66		2	2/9/2017	76-13-1
Vinyl acetate	< 1.0	1.0	< 3.52	3.52		2	2/9/2017	108-05-4
Vinyl chloride	< 1.0	1.0	< 2.56	2.56		2	2/9/2017	75-01-4
Surr: 4-Bromofluorobenzene	97.9	70-130	%REC					

Tentatively Identified Compounds (TIC's)

Difluoroethane	< 20	20	ppbv		T4	2	2/9/2017

Airtech Environmental Laboratories (AEL) - AZ 0740

4620 E.Elwood St., Suite 13, Phoenix, AZ 85040 480-968-5888 Fax 480-966-1888

Client:	Tetra Tech	**Client Sample ID:**	DC-5
Project:	Hwy 260 + Johnson Ln	**Project Number:**	--
Lab Order:	17A021	**Collection:**	1/25/2017
Lab ID:	04	**Matrix:**	Soil Vapor

	ppbv		ug/M^3				Date	
Analyses	**Result**	**Limit**	**Result**	**Limit**	**Qual**	**DF**	**Analyzed**	**CAS#**
VOLATILE ORGANICS IN AIR		**TO-15**					Analyst: JJ	
1,1,1-Trichloroethane	< 10	10	< 54.6	54.6		20	2/8/2017	71-55-6
1,1,2,2-Tetrachloroethane	< 10	10	< 68.7	68.7		20	2/8/2017	79-34-5
1,1,2-Trichloroethane	< 10	10	< 54.6	54.6		20	2/8/2017	79-00-5
1,1-Dichloroethane	< 10	10	< 40.5	40.5		20	2/8/2017	75-34-3
1,1-Dichloroethene	< 10	10	< 39.7	39.7		20	2/8/2017	75-35-4
1,2,4-Trichlorobenzene	< 40	40	< 297	297		20	2/8/2017	120-82-1
1,2,4-Trimethylbenzene	< 10	10	< 49.2	49.2		20	2/8/2017	95-63-6
1,2-Dibromoethane	< 10	10	< 76.8	76.8		20	2/8/2017	106-93-4
1,2-Dichlorobenzene	< 10	10	< 60.1	60.1		20	2/8/2017	95-50-1
1,2-Dichloroethane	< 10	10	< 40.5	40.5		20	2/8/2017	107-06-2
1,2-Dichloropropane	< 10	10	< 46.2	46.2		20	2/8/2017	78-87-5
1,3,5-Trimethylbenzene	< 10	10	< 49.2	49.2		20	2/8/2017	108-67-8
1,3-Butadiene	< 10	10	< 22.1	22.1		20	2/8/2017	106-99-0
1,3-Dichlorobenzene	< 10	10	< 60.1	60.1		20	2/8/2017	541-73-1
1,4-Dichlorobenzene	< 10	10	< 60.1	60.1		20	2/8/2017	106-46-7
1,4-Dioxane	< 40	40	< 144	144		20	2/8/2017	123-91-1
2,2,4-Trimethylpentane	< 10	10	< 46.6	46.6		20	2/8/2017	540-84-1
2-Butanone (MEK)	< 100	100	< 295	295		20	2/8/2017	78-93-3
2-Hexanone	< 100	100	< 410	410		20	2/8/2017	591-78-6
2-Propanol (IPA)	< 100	100	< 245	245		20	2/8/2017	67-63-0
4-Ethyltoluene	< 20	20	< 98.4	98.4		20	2/8/2017	622-96-8
4-Methyl-2-pentanone (MIK)	< 100	100	< 410	410		20	2/8/2017	108-10-1
Acetone	< 100	100	< 238	238		20	2/8/2017	67-64-1
Allyl chloride	< 20	20	< 62.6	62.6		20	2/8/2017	107-05-1
Benzene	< 10	10	< 31.9	31.9		20	2/8/2017	71-43-2
Benzyl chloride	< 40	40	< 207	207		20	2/8/2017	100-44-7
Bromodichloromethane	< 10	10	< 67.0	67.0		20	2/8/2017	75-27-4
Bromoethene(Vinyl Bromide)	< 10	10	< 43.7	43.7		20	2/8/2017	593-60-2
Bromoform	< 10	10	< 103	103		20	2/8/2017	75-25-2
Bromomethane	< 10	10	< 38.8	38.8		20	2/8/2017	74-83-9
Butyl benzene	< 20	20	< 110	110		20	2/8/2017	104-51-8
Carbon disulfide	< 40	40	< 124	124		20	2/8/2017	75-15-0
Carbon tetrachloride	< 10	10	< 62.9	62.9		20	2/8/2017	56-23-5
Chlorobenzene	< 10	10	< 46.0	46.0		20	2/8/2017	108-90-7
Chloroethane	< 10	10	< 26.4	26.4		20	2/8/2017	75-00-3
Chloroform	< 10	10	< 48.8	48.8		20	2/8/2017	67-66-3
Chloromethane	< 20	20	< 41.4	41.4		20	2/8/2017	74-87-3
cis-1,2-Dichloroethene	< 10	10	< 39.6	39.6		20	2/8/2017	156-59-2
cis-1,3-Dichloropropene	< 10	10	< 45.4	45.4		20	2/8/2017	542-75-6
Cyclohexane	< 10	10	< 34.4	34.4		20	2/8/2017	110-82-7
Dibromochloromethane	< 10	10	< 85.2	85.2		20	2/8/2017	124-48-1
Dichlorodifluoromethane(F-12)	< 20	20	< 99.0	99.0		20	2/8/2017	75-71-8
Dichlorotetrafluoroethane(F-114)	< 10	10	< 69.9	69.9		20	2/8/2017	76-14-2
Ethanol	< 100	100	< 188	188		20	2/8/2017	64-17-5
Ethyl Acetate	< 10	10	< 36.0	36.0		20	2/8/2017	141-78-6
Ethylbenzene	< 10	10	< 43.4	43.4		20	2/8/2017	100-41-4

Airtech Environmental Laboratories (AEL) - AZ 0740

4620 E.Elwood St., Suite 13, Phoenix, AZ 85040 480-968-5888 Fax 480-966-1888

Client:	Tetra Tech	**Client Sample ID:**	DC-5
Project:	Hwy 260 + Johnson Ln	**Project Number:**	--
Lab Order:	17A021	**Collection:**	1/25/2017
Lab ID:	04	**Matrix:**	Soil Vapor

Analyses	ppbv Result	ppbv Limit	ug/M^3 Result	ug/M^3 Limit	Qual	DF	Date Analyzed	CAS#
VOLATILE ORGANICS IN AIR		**TO-15**					Analyst: JJ	
Heptane	< 10	10	< 41.0	41.0		20	2/8/2017	142-82-5
Hexachlorobutadiene	< 20	20	< 213	213		20	2/8/2017	87-68-3
Hexane	< 20	20	< 70.4	70.4		20	2/8/2017	110-54-3
Isopropylbenzene	< 20	20	< 98.4	98.4		20	2/8/2017	98-82-8
m&p-Xylene	< 20	20	< 86.8	86.8		20	2/8/2017	179601-23-1
Methyl tert-butyl ether	< 40	40	< 144	144		20	2/8/2017	1634-04-4
Methylcyclohexane	< 20	20	< 80.4	80.4		20	2/8/2017	108-87-2
Methylene chloride	< 40	40	< 139	139		20	2/8/2017	75-09-2
Naphthalene	< 100	100	< 524	524		20	2/8/2017	91-20-3
Nonane	< 20	20	< 105	105		20	2/8/2017	111-84-2
Octane	< 20	20	< 93.4	93.4		20	2/8/2017	111-65-9
o-Xylene	< 10	10	< 43.4	43.4		20	2/8/2017	95-47-6
Propene (Propylene)	< 20	20	< 34.4	34.4		20	2/8/2017	115-07-1
Propylbenzene	< 20	20	< 98.4	98.4		20	2/8/2017	103-65-1
Sec-Butyl benzene	< 20	20	< 110	110		20	2/8/2017	135-98-8
Styrene	< 10	10	< 42.6	42.6		20	2/8/2017	100-42-5
Tert-Butyl benzene	< 20	20	< 110	110		20	2/8/2017	98-06-6
Tetrachloroethene	**359**	**20**	**2,435**	**136**		20	2/8/2017	127-18-4
Tetrahydrofuran	< 40	40	< 118	118		20	2/8/2017	109-99-9
Toluene	< 10	10	< 37.7	37.7		20	2/8/2017	108-88-3
trans-1,2-Dichloroethene	< 10	10	< 39.6	39.6		20	2/8/2017	156-60-5
trans-1,3-Dichloropropene	< 10	10	< 45.4	45.4		20	2/8/2017	542-75-6
Trichloroethene	< 10	10	< 53.7	53.7		20	2/8/2017	79-01-6
Trichlorofluoromethane(F-11)	< 10	10	< 56.2	56.2		20	2/8/2017	75-69-4
Trichlorotrifluoroethane(F-113)	< 10	10	< 76.6	76.6		20	2/8/2017	76-13-1
Vinyl acetate	< 10	10	< 35.2	35.2		20	2/8/2017	108-05-4
Vinyl chloride	< 10	10	< 25.6	25.6		20	2/8/2017	75-01-4
Surr: 4-Bromofluorobenzene	95.7	70-130	%REC					

Tentatively Identified Compounds (TIC's)

Difluoroethane	< 200	200	ppbv		T4	20	2/8/2017

Airtech Environmental Laboratories (AEL) - AZ 0740

4620 E.Elwood St., Suite 13, Phoenix, AZ 85040 480-968-5888 Fax 480-966-1888

Client:	Tetra Tech	**Client Sample ID:**	DC-6
Project:	Hwy 260 + Johnson Ln	**Project Number:**	--
Lab Order:	17A021	**Collection:**	1/25/2017
Lab ID:	05	**Matrix:**	Soil Vapor

	ppbv		ug/M^3				Date	
Analyses	**Result**	**Limit**	**Result**	**Limit**	**Qual**	**DF**	**Analyzed**	**CAS#**
VOLATILE ORGANICS IN AIR		**TO-15**					Analyst: JJ	
1,1,1-Trichloroethane	< 10	10	< 54.6	54.6		20	2/8/2017	71-55-6
1,1,2,2-Tetrachloroethane	< 10	10	< 68.7	68.7		20	2/8/2017	79-34-5
1,1,2-Trichloroethane	< 10	10	< 54.6	54.6		20	2/8/2017	79-00-5
1,1-Dichloroethane	< 10	10	< 40.5	40.5		20	2/8/2017	75-34-3
1,1-Dichloroethene	< 10	10	< 39.7	39.7		20	2/8/2017	75-35-4
1,2,4-Trichlorobenzene	< 40	40	< 297	297		20	2/8/2017	120-82-1
1,2,4-Trimethylbenzene	< 10	10	< 49.2	49.2		20	2/8/2017	95-63-6
1,2-Dibromoethane	< 10	10	< 76.8	76.8		20	2/8/2017	106-93-4
1,2-Dichlorobenzene	< 10	10	< 60.1	60.1		20	2/8/2017	95-50-1
1,2-Dichloroethane	< 10	10	< 40.5	40.5		20	2/8/2017	107-06-2
1,2-Dichloropropane	< 10	10	< 46.2	46.2		20	2/8/2017	78-87-5
1,3,5-Trimethylbenzene	< 10	10	< 49.2	49.2		20	2/8/2017	108-67-8
1,3-Butadiene	< 10	10	< 22.1	22.1		20	2/8/2017	106-99-0
1,3-Dichlorobenzene	< 10	10	< 60.1	60.1		20	2/8/2017	541-73-1
1,4-Dichlorobenzene	< 10	10	< 60.1	60.1		20	2/8/2017	106-46-7
1,4-Dioxane	< 40	40	< 144	144		20	2/8/2017	123-91-1
2,2,4-Trimethylpentane	< 10	10	< 46.6	46.6		20	2/8/2017	540-84-1
2-Butanone (MEK)	< 100	100	< 295	295		20	2/8/2017	78-93-3
2-Hexanone	< 100	100	< 410	410		20	2/8/2017	591-78-6
2-Propanol (IPA)	< 100	100	< 245	245		20	2/8/2017	67-63-0
4-Ethyltoluene	< 20	20	< 98.4	98.4		20	2/8/2017	622-96-8
4-Methyl-2-pentanone (MIK)	< 100	100	< 410	410		20	2/8/2017	108-10-1
Acetone	< 100	100	< 238	238		20	2/8/2017	67-64-1
Allyl chloride	< 20	20	< 62.6	62.6		20	2/8/2017	107-05-1
Benzene	< 10	10	< 31.9	31.9		20	2/8/2017	71-43-2
Benzyl chloride	< 40	40	< 207	207		20	2/8/2017	100-44-7
Bromodichloromethane	< 10	10	< 67.0	67.0		20	2/8/2017	75-27-4
Bromoethene(Vinyl Bromide)	< 10	10	< 43.7	43.7		20	2/8/2017	593-60-2
Bromoform	< 10	10	< 103	103		20	2/8/2017	75-25-2
Bromomethane	< 10	10	< 38.8	38.8		20	2/8/2017	74-83-9
Butyl benzene	< 20	20	< 110	110		20	2/8/2017	104-51-8
Carbon disulfide	< 40	40	< 124	124		20	2/8/2017	75-15-0
Carbon tetrachloride	< 10	10	< 62.9	62.9		20	2/8/2017	56-23-5
Chlorobenzene	< 10	10	< 46.0	46.0		20	2/8/2017	108-90-7
Chloroethane	< 10	10	< 26.4	26.4		20	2/8/2017	75-00-3
Chloroform	< 10	10	< 48.8	48.8		20	2/8/2017	67-66-3
Chloromethane	< 20	20	< 41.4	41.4		20	2/8/2017	74-87-3
cis-1,2-Dichloroethene	< 10	10	< 39.6	39.6		20	2/8/2017	156-59-2
cis-1,3-Dichloropropene	< 10	10	< 45.4	45.4		20	2/8/2017	542-75-6
Cyclohexane	< 10	10	< 34.4	34.4		20	2/8/2017	110-82-7
Dibromochloromethane	< 10	10	< 85.2	85.2		20	2/8/2017	124-48-1
Dichlorodifluoromethane(F-12)	< 20	20	< 99.0	99.0		20	2/8/2017	75-71-8
Dichlorotetrafluoroethane(F-114)	< 10	10	< 69.9	69.9		20	2/8/2017	76-14-2
Ethanol	< 100	100	< 188	188		20	2/8/2017	64-17-5
Ethyl Acetate	< 10	10	< 36.0	36.0		20	2/8/2017	141-78-6
Ethylbenzene	< 10	10	< 43.4	43.4		20	2/8/2017	100-41-4

Airtech Environmental Laboratories (AEL) - AZ 0740

4620 E.Elwood St., Suite 13, Phoenix, AZ 85040 480-968-5888 Fax 480-966-1888

Client:	Tetra Tech	**Client Sample ID:**	DC-6
Project:	Hwy 260 + Johnson Ln	**Project Number:**	--
Lab Order:	17A021	**Collection:**	1/25/2017
Lab ID:	05	**Matrix:**	Soil Vapor

	ppbv		ug/M^3				Date	
Analyses	**Result**	**Limit**	**Result**	**Limit**	**Qual**	**DF**	**Analyzed**	**CAS#**
VOLATILE ORGANICS IN AIR		**TO-15**					Analyst: JJ	
Heptane	< 10	10	< 41.0	41.0		20	2/8/2017	142-82-5
Hexachlorobutadiene	< 20	20	< 213	213		20	2/8/2017	87-68-3
Hexane	< 20	20	< 70.4	70.4		20	2/8/2017	110-54-3
Isopropylbenzene	< 20	20	< 98.4	98.4		20	2/8/2017	98-82-8
m&p-Xylene	< 20	20	< 86.8	86.8		20	2/8/2017	179601-23-1
Methyl tert-butyl ether	< 40	40	< 144	144		20	2/8/2017	1634-04-4
Methylcyclohexane	< 20	20	< 80.4	80.4		20	2/8/2017	108-87-2
Methylene chloride	< 40	40	< 139	139		20	2/8/2017	75-09-2
Naphthalene	< 100	100	< 524	524		20	2/8/2017	91-20-3
Nonane	< 20	20	< 105	105		20	2/8/2017	111-84-2
Octane	< 20	20	< 93.4	93.4		20	2/8/2017	111-65-9
o-Xylene	< 10	10	< 43.4	43.4		20	2/8/2017	95-47-6
Propene (Propylene)	< 20	20	< 34.4	34.4		20	2/8/2017	115-07-1
Propylbenzene	< 20	20	< 98.4	98.4		20	2/8/2017	103-65-1
Sec-Butyl benzene	< 20	20	< 110	110		20	2/8/2017	135-98-8
Styrene	< 10	10	< 42.6	42.6		20	2/8/2017	100-42-5
Tert-Butyl benzene	< 20	20	< 110	110		20	2/8/2017	98-06-6
Tetrachloroethene	**216**	**20**	**1,464**	**136**		20	2/8/2017	127-18-4
Tetrahydrofuran	< 40	40	< 118	118		20	2/8/2017	109-99-9
Toluene	< 10	10	< 37.7	37.7		20	2/8/2017	108-88-3
trans-1,2-Dichloroethene	< 10	10	< 39.6	39.6		20	2/8/2017	156-60-5
trans-1,3-Dichloropropene	< 10	10	< 45.4	45.4		20	2/8/2017	542-75-6
Trichloroethene	< 10	10	< 53.7	53.7		20	2/8/2017	79-01-6
Trichlorofluoromethane(F-11)	< 10	10	< 56.2	56.2		20	2/8/2017	75-69-4
Trichlorotrifluoroethane(F-113)	< 10	10	< 76.6	76.6		20	2/8/2017	76-13-1
Vinyl acetate	< 10	10	< 35.2	35.2		20	2/8/2017	108-05-4
Vinyl chloride	< 10	10	< 25.6	25.6		20	2/8/2017	75-01-4
Surr: 4-Bromofluorobenzene	97.1	70-130	%REC					

Tentatively Identified Compounds (TIC's)

Difluoroethane	< 200	200	ppbv		T4	20	2/8/2017

Airtech Environmental Laboratories (AEL) - AZ 0740

4620 E.Elwood St., Suite 13, Phoenix, AZ 85040 480-968-5888 Fax 480-966-1888

Client:	Tetra Tech	**Client Sample ID:**	DC-7
Project:	Hwy 260 + Johnson Ln	**Project Number:**	--
Lab Order:	17A021	**Collection:**	1/25/2017
Lab ID:	06	**Matrix:**	Soil Vapor

	ppbv		ug/M^3				Date	
Analyses	**Result**	**Limit**	**Result**	**Limit**	**Qual**	**DF**	**Analyzed**	**CAS#**
VOLATILE ORGANICS IN AIR		**TO-15**					Analyst: JJ	
1,1,1-Trichloroethane	< 1.0	1.0	< 5.46	5.46		2	2/9/2017	71-55-6
1,1,2,2-Tetrachloroethane	< 1.0	1.0	< 6.87	6.87		2	2/9/2017	79-34-5
1,1,2-Trichloroethane	< 1.0	1.0	< 5.46	5.46		2	2/9/2017	79-00-5
1,1-Dichloroethane	< 1.0	1.0	< 4.05	4.05		2	2/9/2017	75-34-3
1,1-Dichloroethene	< 1.0	1.0	< 3.97	3.97		2	2/9/2017	75-35-4
1,2,4-Trichlorobenzene	< 4.0	4.0	< 29.7	29.7		2	2/9/2017	120-82-1
1,2,4-Trimethylbenzene	< 1.0	1.0	< 4.92	4.92		2	2/9/2017	95-63-6
1,2-Dibromoethane	< 1.0	1.0	< 7.68	7.68		2	2/9/2017	106-93-4
1,2-Dichlorobenzene	< 1.0	1.0	< 6.01	6.01		2	2/9/2017	95-50-1
1,2-Dichloroethane	< 1.0	1.0	< 4.05	4.05		2	2/9/2017	107-06-2
1,2-Dichloropropane	< 1.0	1.0	< 4.62	4.62		2	2/9/2017	78-87-5
1,3,5-Trimethylbenzene	< 1.0	1.0	< 4.92	4.92		2	2/9/2017	108-67-8
1,3-Butadiene	< 1.0	1.0	< 2.21	2.21		2	2/9/2017	106-99-0
1,3-Dichlorobenzene	< 1.0	1.0	< 6.01	6.01		2	2/9/2017	541-73-1
1,4-Dichlorobenzene	< 1.0	1.0	< 6.01	6.01		2	2/9/2017	106-46-7
1,4-Dioxane	< 4.0	4.0	< 14.4	14.4		2	2/9/2017	123-91-1
2,2,4-Trimethylpentane	< 1.0	1.0	< 4.66	4.66		2	2/9/2017	540-84-1
2-Butanone (MEK)	< 10	10	< 29.5	29.5		2	2/9/2017	78-93-3
2-Hexanone	< 10	10	< 41.0	41.0		2	2/9/2017	591-78-6
2-Propanol (IPA)	< 10	10	< 24.5	24.5		2	2/9/2017	67-63-0
4-Ethyltoluene	< 2.0	2.0	< 9.84	9.84		2	2/9/2017	622-96-8
4-Methyl-2-pentanone (MIK)	< 10	10	< 41.0	41.0		2	2/9/2017	108-10-1
Acetone	< 10	10	< 23.8	23.8		2	2/9/2017	67-64-1
Allyl chloride	< 2.0	2.0	< 6.26	6.26		2	2/9/2017	107-05-1
Benzene	< 1.0	1.0	< 3.19	3.19		2	2/9/2017	71-43-2
Benzyl chloride	< 4.0	4.0	< 20.7	20.7		2	2/9/2017	100-44-7
Bromodichloromethane	< 1.0	1.0	< 6.70	6.70		2	2/9/2017	75-27-4
Bromoethene(Vinyl Bromide)	< 1.0	1.0	< 4.37	4.37		2	2/9/2017	593-60-2
Bromoform	< 1.0	1.0	< 10.3	10.3		2	2/9/2017	75-25-2
Bromomethane	< 1.0	1.0	< 3.88	3.88		2	2/9/2017	74-83-9
Butyl benzene	< 2.0	2.0	< 11.0	11.0		2	2/9/2017	104-51-8
Carbon disulfide	< 4.0	4.0	< 12.4	12.4		2	2/9/2017	75-15-0
Carbon tetrachloride	< 1.0	1.0	< 6.29	6.29		2	2/9/2017	56-23-5
Chlorobenzene	< 1.0	1.0	< 4.60	4.60		2	2/9/2017	108-90-7
Chloroethane	< 1.0	1.0	< 2.64	2.64		2	2/9/2017	75-00-3
Chloroform	< 1.0	1.0	< 4.88	4.88		2	2/9/2017	67-66-3
Chloromethane	< 2.0	2.0	< 4.14	4.14		2	2/9/2017	74-87-3
cis-1,2-Dichloroethene	**1.6**	**1.0**	**6.34**	**3.96**		2	2/9/2017	156-59-2
cis-1,3-Dichloropropene	< 1.0	1.0	< 4.54	4.54		2	2/9/2017	542-75-6
Cyclohexane	< 1.0	1.0	< 3.44	3.44		2	2/9/2017	110-82-7
Dibromochloromethane	< 1.0	1.0	< 8.52	8.52		2	2/9/2017	124-48-1
Dichlorodifluoromethane(F-12)	< 2.0	2.0	< 9.90	9.90		2	2/9/2017	75-71-8
Dichlorotetrafluoroethane(F-114)	< 1.0	1.0	< 6.99	6.99		2	2/9/2017	76-14-2
Ethanol	< 10	10	< 18.8	18.8		2	2/9/2017	64-17-5
Ethyl Acetate	< 1.0	1.0	< 3.60	3.60		2	2/9/2017	141-78-6
Ethylbenzene	< 1.0	1.0	< 4.34	4.34		2	2/9/2017	100-41-4

Airtech Environmental Laboratories (AEL) - AZ 0740

4620 E.Elwood St., Suite 13, Phoenix, AZ 85040 480-968-5888 Fax 480-966-1888

Client:	Tetra Tech	**Client Sample ID:**	DC-7
Project:	Hwy 260 + Johnson Ln	**Project Number:**	--
Lab Order:	17A021	**Collection:**	1/25/2017
Lab ID:	06	**Matrix:**	Soil Vapor

Analyses	ppbv Result	ppbv Limit	ug/M^3 Result	ug/M^3 Limit	Qual	DF	Date Analyzed	CAS#
VOLATILE ORGANICS IN AIR		**TO-15**					Analyst: JJ	
Heptane	< 1.0	1.0	< 4.10	4.10		2	2/9/2017	142-82-5
Hexachlorobutadiene	< 2.0	2.0	< 21.3	21.3		2	2/9/2017	87-68-3
Hexane	< 2.0	2.0	< 7.04	7.04		2	2/9/2017	110-54-3
Isopropylbenzene	< 2.0	2.0	< 9.84	9.84		2	2/9/2017	98-82-8
m&p-Xylene	< 2.0	2.0	< 8.68	8.68		2	2/9/2017	179601-23-1
Methyl tert-butyl ether	< 4.0	4.0	< 14.4	14.4		2	2/9/2017	1634-04-4
Methylcyclohexane	< 2.0	2.0	< 8.04	8.04		2	2/9/2017	108-87-2
Methylene chloride	< 4.0	4.0	< 13.9	13.9		2	2/9/2017	75-09-2
Naphthalene	< 10	10	< 52.4	52.4		2	2/9/2017	91-20-3
Nonane	< 2.0	2.0	< 10.5	10.5		2	2/9/2017	111-84-2
Octane	< 2.0	2.0	< 9.34	9.34		2	2/9/2017	111-65-9
o-Xylene	< 1.0	1.0	< 4.34	4.34		2	2/9/2017	95-47-6
Propene (Propylene)	< 2.0	2.0	< 3.44	3.44		2	2/9/2017	115-07-1
Propylbenzene	< 2.0	2.0	< 9.84	9.84		2	2/9/2017	103-65-1
Sec-Butyl benzene	< 2.0	2.0	< 11.0	11.0		2	2/9/2017	135-98-8
Styrene	< 1.0	1.0	< 4.26	4.26		2	2/9/2017	100-42-5
Tert-Butyl benzene	< 2.0	2.0	< 11.0	11.0		2	2/9/2017	98-06-6
Tetrachloroethene	**27**	**2.0**	**184**	**13.6**		2	2/9/2017	127-18-4
Tetrahydrofuran	< 4.0	4.0	< 11.8	11.8		2	2/9/2017	109-99-9
Toluene	< 1.0	1.0	< 3.77	3.77		2	2/9/2017	108-88-3
trans-1,2-Dichloroethene	< 1.0	1.0	< 3.96	3.96		2	2/9/2017	156-60-5
trans-1,3-Dichloropropene	< 1.0	1.0	< 4.54	4.54		2	2/9/2017	542-75-6
Trichloroethene	< 1.0	1.0	< 5.37	5.37		2	2/9/2017	79-01-6
Trichlorofluoromethane(F-11)	< 1.0	1.0	< 5.62	5.62		2	2/9/2017	75-69-4
Trichlorotrifluoroethane(F-113)	< 1.0	1.0	< 7.66	7.66		2	2/9/2017	76-13-1
Vinyl acetate	< 1.0	1.0	< 3.52	3.52		2	2/9/2017	108-05-4
Vinyl chloride	< 1.0	1.0	< 2.56	2.56		2	2/9/2017	75-01-4
Surr: 4-Bromofluorobenzene	99.5	70-130	%REC					

Tentatively Identified Compounds (TIC's)

Difluoroethane	< 20	20	ppbv		T4	2	2/9/2017

Airtech Environmental Laboratories (AEL) - AZ 0740

4620 E.Elwood St., Suite 13, Phoenix, AZ 85040 480-968-5888 Fax 480-966-1888

Client:	Tetra Tech	**Client Sample ID:**	DC-9
Project:	Hwy 260 + Johnson Ln	**Project Number:**	--
Lab Order:	17A021	**Collection:**	1/25/2017
Lab ID:	07	**Matrix:**	Soil Vapor

	ppbv		ug/M^3				Date	
Analyses	**Result**	**Limit**	**Result**	**Limit**	**Qual**	**DF**	**Analyzed**	**CAS#**
VOLATILE ORGANICS IN AIR		**TO-15**					Analyst: JJ	
1,1,1-Trichloroethane	< 1.0	1.0	< 5.46	5.46		2	2/9/2017	71-55-6
1,1,2,2-Tetrachloroethane	< 1.0	1.0	< 6.87	6.87		2	2/9/2017	79-34-5
1,1,2-Trichloroethane	< 1.0	1.0	< 5.46	5.46		2	2/9/2017	79-00-5
1,1-Dichloroethane	< 1.0	1.0	< 4.05	4.05		2	2/9/2017	75-34-3
1,1-Dichloroethene	< 1.0	1.0	< 3.97	3.97		2	2/9/2017	75-35-4
1,2,4-Trichlorobenzene	< 4.0	4.0	< 29.7	29.7		2	2/9/2017	120-82-1
1,2,4-Trimethylbenzene	< 1.0	1.0	< 4.92	4.92		2	2/9/2017	95-63-6
1,2-Dibromoethane	< 1.0	1.0	< 7.68	7.68		2	2/9/2017	106-93-4
1,2-Dichlorobenzene	< 1.0	1.0	< 6.01	6.01		2	2/9/2017	95-50-1
1,2-Dichloroethane	< 1.0	1.0	< 4.05	4.05		2	2/9/2017	107-06-2
1,2-Dichloropropane	< 1.0	1.0	< 4.62	4.62		2	2/9/2017	78-87-5
1,3,5-Trimethylbenzene	< 1.0	1.0	< 4.92	4.92		2	2/9/2017	108-67-8
1,3-Butadiene	< 1.0	1.0	< 2.21	2.21		2	2/9/2017	106-99-0
1,3-Dichlorobenzene	< 1.0	1.0	< 6.01	6.01		2	2/9/2017	541-73-1
1,4-Dichlorobenzene	< 1.0	1.0	< 6.01	6.01		2	2/9/2017	106-46-7
1,4-Dioxane	< 4.0	4.0	< 14.4	14.4		2	2/9/2017	123-91-1
2,2,4-Trimethylpentane	< 1.0	1.0	< 4.66	4.66		2	2/9/2017	540-84-1
2-Butanone (MEK)	< 10	10	< 29.5	29.5		2	2/9/2017	78-93-3
2-Hexanone	< 10	10	< 41.0	41.0		2	2/9/2017	591-78-6
2-Propanol (IPA)	< 10	10	< 24.5	24.5		2	2/9/2017	67-63-0
4-Ethyltoluene	< 2.0	2.0	< 9.84	9.84		2	2/9/2017	622-96-8
4-Methyl-2-pentanone (MIK)	< 10	10	< 41.0	41.0		2	2/9/2017	108-10-1
Acetone	< 10	10	< 23.8	23.8		2	2/9/2017	67-64-1
Allyl chloride	< 2.0	2.0	< 6.26	6.26		2	2/9/2017	107-05-1
Benzene	**1.1**	**1.0**	**3.38**	**3.19**		2	2/9/2017	71-43-2
Benzyl chloride	< 4.0	4.0	< 20.7	20.7		2	2/9/2017	100-44-7
Bromodichloromethane	< 1.0	1.0	< 6.70	6.70		2	2/9/2017	75-27-4
Bromoethene(Vinyl Bromide)	< 1.0	1.0	< 4.37	4.37		2	2/9/2017	593-60-2
Bromoform	< 1.0	1.0	< 10.3	10.3		2	2/9/2017	75-25-2
Bromomethane	< 1.0	1.0	< 3.88	3.88		2	2/9/2017	74-83-9
Butyl benzene	< 2.0	2.0	< 11.0	11.0		2	2/9/2017	104-51-8
Carbon disulfide	< 4.0	4.0	< 12.4	12.4		2	2/9/2017	75-15-0
Carbon tetrachloride	< 1.0	1.0	< 6.29	6.29		2	2/9/2017	56-23-5
Chlorobenzene	< 1.0	1.0	< 4.60	4.60		2	2/9/2017	108-90-7
Chloroethane	< 1.0	1.0	< 2.64	2.64		2	2/9/2017	75-00-3
Chloroform	< 1.0	1.0	< 4.88	4.88		2	2/9/2017	67-66-3
Chloromethane	< 2.0	2.0	< 4.14	4.14		2	2/9/2017	74-87-3
cis-1,2-Dichloroethene	< 1.0	1.0	< 3.96	3.96		2	2/9/2017	156-59-2
cis-1,3-Dichloropropene	< 1.0	1.0	< 4.54	4.54		2	2/9/2017	542-75-6
Cyclohexane	< 1.0	1.0	< 3.44	3.44		2	2/9/2017	110-82-7
Dibromochloromethane	< 1.0	1.0	< 8.52	8.52		2	2/9/2017	124-48-1
Dichlorodifluoromethane(F-12)	< 2.0	2.0	< 9.90	9.90		2	2/9/2017	75-71-8
Dichlorotetrafluoroethane(F-114)	< 1.0	1.0	< 6.99	6.99		2	2/9/2017	76-14-2
Ethanol	**21**	**10**	**39.7**	**18.8**		2	2/9/2017	64-17-5
Ethyl Acetate	< 1.0	1.0	< 3.60	3.60		2	2/9/2017	141-78-6
Ethylbenzene	< 1.0	1.0	< 4.34	4.34		2	2/9/2017	100-41-4

Airtech Environmental Laboratories (AEL) - AZ 0740

4620 E.Elwood St., Suite 13, Phoenix, AZ 85040 480-968-5888 Fax 480-966-1888

Client:	Tetra Tech	**Client Sample ID:**	DC-9
Project:	Hwy 260 + Johnson Ln	**Project Number:**	--
Lab Order:	17A021	**Collection:**	1/25/2017
Lab ID:	07	**Matrix:**	Soil Vapor

Analyses	ppbv Result	ppbv Limit	ug/M^3 Result	ug/M^3 Limit	Qual	DF	Date Analyzed	CAS#
VOLATILE ORGANICS IN AIR		**TO-15**					Analyst: JJ	
Heptane	< 1.0	1.0	< 4.10	4.10		2	2/9/2017	142-82-5
Hexachlorobutadiene	< 2.0	2.0	< 21.3	21.3		2	2/9/2017	87-68-3
Hexane	< 2.0	2.0	< 7.04	7.04		2	2/9/2017	110-54-3
Isopropylbenzene	< 2.0	2.0	< 9.84	9.84		2	2/9/2017	98-82-8
m&p-Xylene	< 2.0	2.0	< 8.68	8.68		2	2/9/2017	179601-23-1
Methyl tert-butyl ether	< 4.0	4.0	< 14.4	14.4		2	2/9/2017	1634-04-4
Methylcyclohexane	< 2.0	2.0	< 8.04	8.04		2	2/9/2017	108-87-2
Methylene chloride	< 4.0	4.0	< 13.9	13.9		2	2/9/2017	75-09-2
Naphthalene	< 10	10	< 52.4	52.4		2	2/9/2017	91-20-3
Nonane	< 2.0	2.0	< 10.5	10.5		2	2/9/2017	111-84-2
Octane	**2.5**	**2.0**	**11.6**	**9.34**		2	2/9/2017	111-65-9
o-Xylene	< 1.0	1.0	< 4.34	4.34		2	2/9/2017	95-47-6
Propene (Propylene)	< 2.0	2.0	< 3.44	3.44		2	2/9/2017	115-07-1
Propylbenzene	< 2.0	2.0	< 9.84	9.84		2	2/9/2017	103-65-1
Sec-Butyl benzene	< 2.0	2.0	< 11.0	11.0		2	2/9/2017	135-98-8
Styrene	< 1.0	1.0	< 4.26	4.26		2	2/9/2017	100-42-5
Tert-Butyl benzene	< 2.0	2.0	< 11.0	11.0		2	2/9/2017	98-06-6
Tetrachloroethene	< 2.0	2.0	< 13.6	13.6		2	2/9/2017	127-18-4
Tetrahydrofuran	< 4.0	4.0	< 11.8	11.8		2	2/9/2017	109-99-9
Toluene	< 1.0	1.0	< 3.77	3.77		2	2/9/2017	108-88-3
trans-1,2-Dichloroethene	< 1.0	1.0	< 3.96	3.96		2	2/9/2017	156-60-5
trans-1,3-Dichloropropene	< 1.0	1.0	< 4.54	4.54		2	2/9/2017	542-75-6
Trichloroethene	< 1.0	1.0	< 5.37	5.37		2	2/9/2017	79-01-6
Trichlorofluoromethane(F-11)	< 1.0	1.0	< 5.62	5.62		2	2/9/2017	75-69-4
Trichlorotrifluoroethane(F-113)	< 1.0	1.0	< 7.66	7.66		2	2/9/2017	76-13-1
Vinyl acetate	< 1.0	1.0	< 3.52	3.52		2	2/9/2017	108-05-4
Vinyl chloride	< 1.0	1.0	< 2.56	2.56		2	2/9/2017	75-01-4
Surr: 4-Bromofluorobenzene	95.6	70-130	%REC					

Tentatively Identified Compounds (TIC's)

Difluoroethane	< 20	20	ppbv		T4	2	2/9/2017

Airtech Environmental Laboratories (AEL) - AZ 0740

4620 E.Elwood St., Suite 13, Phoenix, AZ 85040 480-968-5888 Fax 480-966-1888

Client:	Tetra Tech	**Client Sample ID:**	DC-10
Project:	Hwy 260 + Johnson Ln	**Project Number:**	--
Lab Order:	17A021	**Collection:**	1/25/2017
Lab ID:	08	**Matrix:**	Soil Vapor

	ppbv		ug/M^3				Date	
Analyses	**Result**	**Limit**	**Result**	**Limit**	**Qual**	**DF**	**Analyzed**	**CAS#**
VOLATILE ORGANICS IN AIR		**TO-15**					Analyst: JJ	
1,1,1-Trichloroethane	< 1.0	1.0	< 5.46	5.46		2	2/9/2017	71-55-6
1,1,2,2-Tetrachloroethane	< 1.0	1.0	< 6.87	6.87		2	2/9/2017	79-34-5
1,1,2-Trichloroethane	< 1.0	1.0	< 5.46	5.46		2	2/9/2017	79-00-5
1,1-Dichloroethane	< 1.0	1.0	< 4.05	4.05		2	2/9/2017	75-34-3
1,1-Dichloroethene	< 1.0	1.0	< 3.97	3.97		2	2/9/2017	75-35-4
1,2,4-Trichlorobenzene	< 4.0	4.0	< 29.7	29.7		2	2/9/2017	120-82-1
1,2,4-Trimethylbenzene	< 1.0	1.0	< 4.92	4.92		2	2/9/2017	95-63-6
1,2-Dibromoethane	< 1.0	1.0	< 7.68	7.68		2	2/9/2017	106-93-4
1,2-Dichlorobenzene	< 1.0	1.0	< 6.01	6.01		2	2/9/2017	95-50-1
1,2-Dichloroethane	< 1.0	1.0	< 4.05	4.05		2	2/9/2017	107-06-2
1,2-Dichloropropane	< 1.0	1.0	< 4.62	4.62		2	2/9/2017	78-87-5
1,3,5-Trimethylbenzene	< 1.0	1.0	< 4.92	4.92		2	2/9/2017	108-67-8
1,3-Butadiene	< 1.0	1.0	< 2.21	2.21		2	2/9/2017	106-99-0
1,3-Dichlorobenzene	< 1.0	1.0	< 6.01	6.01		2	2/9/2017	541-73-1
1,4-Dichlorobenzene	< 1.0	1.0	< 6.01	6.01		2	2/9/2017	106-46-7
1,4-Dioxane	< 4.0	4.0	< 14.4	14.4		2	2/9/2017	123-91-1
2,2,4-Trimethylpentane	< 1.0	1.0	< 4.66	4.66		2	2/9/2017	540-84-1
2-Butanone (MEK)	< 10	10	< 29.5	29.5		2	2/9/2017	78-93-3
2-Hexanone	< 10	10	< 41.0	41.0		2	2/9/2017	591-78-6
2-Propanol (IPA)	< 10	10	< 24.5	24.5		2	2/9/2017	67-63-0
4-Ethyltoluene	< 2.0	2.0	< 9.84	9.84		2	2/9/2017	622-96-8
4-Methyl-2-pentanone (MIK)	< 10	10	< 41.0	41.0		2	2/9/2017	108-10-1
Acetone	**22**	**10**	**52.7**	**23.8**		2	2/9/2017	67-64-1
Allyl chloride	< 2.0	2.0	< 6.26	6.26		2	2/9/2017	107-05-1
Benzene	**3.1**	**1.0**	**9.95**	**3.19**		2	2/9/2017	71-43-2
Benzyl chloride	< 4.0	4.0	< 20.7	20.7		2	2/9/2017	100-44-7
Bromodichloromethane	< 1.0	1.0	< 6.70	6.70		2	2/9/2017	75-27-4
Bromoethene(Vinyl Bromide)	< 1.0	1.0	< 4.37	4.37		2	2/9/2017	593-60-2
Bromoform	< 1.0	1.0	< 10.3	10.3		2	2/9/2017	75-25-2
Bromomethane	< 1.0	1.0	< 3.88	3.88		2	2/9/2017	74-83-9
Butyl benzene	< 2.0	2.0	< 11.0	11.0		2	2/9/2017	104-51-8
Carbon disulfide	< 4.0	4.0	< 12.4	12.4		2	2/9/2017	75-15-0
Carbon tetrachloride	< 1.0	1.0	< 6.29	6.29		2	2/9/2017	56-23-5
Chlorobenzene	< 1.0	1.0	< 4.60	4.60		2	2/9/2017	108-90-7
Chloroethane	< 1.0	1.0	< 2.64	2.64		2	2/9/2017	75-00-3
Chloroform	< 1.0	1.0	< 4.88	4.88		2	2/9/2017	67-66-3
Chloromethane	< 2.0	2.0	< 4.14	4.14		2	2/9/2017	74-87-3
cis-1,2-Dichloroethene	< 1.0	1.0	< 3.96	3.96		2	2/9/2017	156-59-2
cis-1,3-Dichloropropene	< 1.0	1.0	< 4.54	4.54		2	2/9/2017	542-75-6
Cyclohexane	< 1.0	1.0	< 3.44	3.44		2	2/9/2017	110-82-7
Dibromochloromethane	< 1.0	1.0	< 8.52	8.52		2	2/9/2017	124-48-1
Dichlorodifluoromethane(F-12)	< 2.0	2.0	< 9.90	9.90		2	2/9/2017	75-71-8
Dichlorotetrafluoroethane(F-114)	< 1.0	1.0	< 6.99	6.99		2	2/9/2017	76-14-2
Ethanol	< 10	10	< 18.8	18.8		2	2/9/2017	64-17-5
Ethyl Acetate	< 1.0	1.0	< 3.60	3.60		2	2/9/2017	141-78-6
Ethylbenzene	< 1.0	1.0	< 4.34	4.34		2	2/9/2017	100-41-4

Airtech Environmental Laboratories (AEL) - AZ 0740

4620 E.Elwood St., Suite 13, Phoenix, AZ 85040 480-968-5888 Fax 480-966-1888

Client:	Tetra Tech	**Client Sample ID:**	DC-10
Project:	Hwy 260 + Johnson Ln	**Project Number:**	--
Lab Order:	17A021	**Collection:**	1/25/2017
Lab ID:	08	**Matrix:**	Soil Vapor

	ppbv		ug/M^3				Date	
Analyses	**Result**	**Limit**	**Result**	**Limit**	**Qual**	**DF**	**Analyzed**	**CAS#**
VOLATILE ORGANICS IN AIR		**TO-15**					Analyst: JJ	
Heptane	< 1.0	1.0	< 4.10	4.10		2	2/9/2017	142-82-5
Hexachlorobutadiene	< 2.0	2.0	< 21.3	21.3		2	2/9/2017	87-68-3
Hexane	**4.5**	**2.0**	**15.8**	**7.04**		2	2/9/2017	110-54-3
Isopropylbenzene	< 2.0	2.0	< 9.84	9.84		2	2/9/2017	98-82-8
m&p-Xylene	< 2.0	2.0	< 8.68	8.68		2	2/9/2017	179601-23-1
Methyl tert-butyl ether	< 4.0	4.0	< 14.4	14.4		2	2/9/2017	1634-04-4
Methylcyclohexane	< 2.0	2.0	< 8.04	8.04		2	2/9/2017	108-87-2
Methylene chloride	< 4.0	4.0	< 13.9	13.9		2	2/9/2017	75-09-2
Naphthalene	< 10	10	< 52.4	52.4		2	2/9/2017	91-20-3
Nonane	< 2.0	2.0	< 10.5	10.5		2	2/9/2017	111-84-2
Octane	< 2.0	2.0	< 9.34	9.34		2	2/9/2017	111-65-9
o-Xylene	< 1.0	1.0	< 4.34	4.34		2	2/9/2017	95-47-6
Propene (Propylene)	< 2.0	2.0	< 3.44	3.44		2	2/9/2017	115-07-1
Propylbenzene	< 2.0	2.0	< 9.84	9.84		2	2/9/2017	103-65-1
Sec-Butyl benzene	< 2.0	2.0	< 11.0	11.0		2	2/9/2017	135-98-8
Styrene	< 1.0	1.0	< 4.26	4.26		2	2/9/2017	100-42-5
Tert-Butyl benzene	< 2.0	2.0	< 11.0	11.0		2	2/9/2017	98-06-6
Tetrachloroethene	**4.1**	**2.0**	**28.1**	**13.6**		2	2/9/2017	127-18-4
Tetrahydrofuran	< 4.0	4.0	< 11.8	11.8		2	2/9/2017	109-99-9
Toluene	**4.5**	**1.0**	**17.0**	**3.77**		2	2/9/2017	108-88-3
trans-1,2-Dichloroethene	< 1.0	1.0	< 3.96	3.96		2	2/9/2017	156-60-5
trans-1,3-Dichloropropene	< 1.0	1.0	< 4.54	4.54		2	2/9/2017	542-75-6
Trichloroethene	< 1.0	1.0	< 5.37	5.37		2	2/9/2017	79-01-6
Trichlorofluoromethane(F-11)	< 1.0	1.0	< 5.62	5.62		2	2/9/2017	75-69-4
Trichlorotrifluoroethane(F-113)	< 1.0	1.0	< 7.66	7.66		2	2/9/2017	76-13-1
Vinyl acetate	< 1.0	1.0	< 3.52	3.52		2	2/9/2017	108-05-4
Vinyl chloride	< 1.0	1.0	< 2.56	2.56		2	2/9/2017	75-01-4
Surr: 4-Bromofluorobenzene	100	70-130	%REC					

Tentatively Identified Compounds (TIC's)

Difluoroethane	< 20	20	ppbv		T4	2	2/9/2017

Airtech Environmental Laboratories (AEL) - AZ 0740

4620 E.Elwood St., Suite 13, Phoenix, AZ 85040 480-968-5888 Fax 480-966-1888

Client:	Tetra Tech	**Client Sample ID:**	DC-11
Project:	Hwy 260 + Johnson Ln	**Project Number:**	--
Lab Order:	17A021	**Collection:**	1/25/2017
Lab ID:	09	**Matrix:**	Soil Vapor

	ppbv		ug/M^3				Date	
Analyses	**Result**	**Limit**	**Result**	**Limit**	**Qual**	**DF**	**Analyzed**	**CAS#**
VOLATILE ORGANICS IN AIR		**TO-15**					Analyst: JJ	
1,1,1-Trichloroethane	< 1.0	1.0	< 5.46	5.46		2	2/9/2017	71-55-6
1,1,2,2-Tetrachloroethane	< 1.0	1.0	< 6.87	6.87		2	2/9/2017	79-34-5
1,1,2-Trichloroethane	< 1.0	1.0	< 5.46	5.46		2	2/9/2017	79-00-5
1,1-Dichloroethane	< 1.0	1.0	< 4.05	4.05		2	2/9/2017	75-34-3
1,1-Dichloroethene	< 1.0	1.0	< 3.97	3.97		2	2/9/2017	75-35-4
1,2,4-Trichlorobenzene	< 4.0	4.0	< 29.7	29.7		2	2/9/2017	120-82-1
1,2,4-Trimethylbenzene	< 1.0	1.0	< 4.92	4.92		2	2/9/2017	95-63-6
1,2-Dibromoethane	< 1.0	1.0	< 7.68	7.68		2	2/9/2017	106-93-4
1,2-Dichlorobenzene	< 1.0	1.0	< 6.01	6.01		2	2/9/2017	95-50-1
1,2-Dichloroethane	< 1.0	1.0	< 4.05	4.05		2	2/9/2017	107-06-2
1,2-Dichloropropane	< 1.0	1.0	< 4.62	4.62		2	2/9/2017	78-87-5
1,3,5-Trimethylbenzene	< 1.0	1.0	< 4.92	4.92		2	2/9/2017	108-67-8
1,3-Butadiene	< 1.0	1.0	< 2.21	2.21		2	2/9/2017	106-99-0
1,3-Dichlorobenzene	< 1.0	1.0	< 6.01	6.01		2	2/9/2017	541-73-1
1,4-Dichlorobenzene	< 1.0	1.0	< 6.01	6.01		2	2/9/2017	106-46-7
1,4-Dioxane	< 4.0	4.0	< 14.4	14.4		2	2/9/2017	123-91-1
2,2,4-Trimethylpentane	**3.4**	**1.0**	**15.7**	**4.66**		2	2/9/2017	540-84-1
2-Butanone (MEK)	< 10	10	< 29.5	29.5		2	2/9/2017	78-93-3
2-Hexanone	< 10	10	< 41.0	41.0		2	2/9/2017	591-78-6
2-Propanol (IPA)	< 10	10	< 24.5	24.5		2	2/9/2017	67-63-0
4-Ethyltoluene	< 2.0	2.0	< 9.84	9.84		2	2/9/2017	622-96-8
4-Methyl-2-pentanone (MIK)	< 10	10	< 41.0	41.0		2	2/9/2017	108-10-1
Acetone	**23**	**10**	**54.0**	**23.8**		2	2/9/2017	67-64-1
Allyl chloride	< 2.0	2.0	< 6.26	6.26		2	2/9/2017	107-05-1
Benzene	**1.6**	**1.0**	**4.98**	**3.19**		2	2/9/2017	71-43-2
Benzyl chloride	< 4.0	4.0	< 20.7	20.7		2	2/9/2017	100-44-7
Bromodichloromethane	< 1.0	1.0	< 6.70	6.70		2	2/9/2017	75-27-4
Bromoethene(Vinyl Bromide)	< 1.0	1.0	< 4.37	4.37		2	2/9/2017	593-60-2
Bromoform	< 1.0	1.0	< 10.3	10.3		2	2/9/2017	75-25-2
Bromomethane	< 1.0	1.0	< 3.88	3.88		2	2/9/2017	74-83-9
Butyl benzene	< 2.0	2.0	< 11.0	11.0		2	2/9/2017	104-51-8
Carbon disulfide	< 4.0	4.0	< 12.4	12.4		2	2/9/2017	75-15-0
Carbon tetrachloride	< 1.0	1.0	< 6.29	6.29		2	2/9/2017	56-23-5
Chlorobenzene	< 1.0	1.0	< 4.60	4.60		2	2/9/2017	108-90-7
Chloroethane	< 1.0	1.0	< 2.64	2.64		2	2/9/2017	75-00-3
Chloroform	< 1.0	1.0	< 4.88	4.88		2	2/9/2017	67-66-3
Chloromethane	< 2.0	2.0	< 4.14	4.14		2	2/9/2017	74-87-3
cis-1,2-Dichloroethene	< 1.0	1.0	< 3.96	3.96		2	2/9/2017	156-59-2
cis-1,3-Dichloropropene	< 1.0	1.0	< 4.54	4.54		2	2/9/2017	542-75-6
Cyclohexane	< 1.0	1.0	< 3.44	3.44		2	2/9/2017	110-82-7
Dibromochloromethane	< 1.0	1.0	< 8.52	8.52		2	2/9/2017	124-48-1
Dichlorodifluoromethane(F-12)	< 2.0	2.0	< 9.90	9.90		2	2/9/2017	75-71-8
Dichlorotetrafluoroethane(F-114)	< 1.0	1.0	< 6.99	6.99		2	2/9/2017	76-14-2
Ethanol	< 10	10	< 18.8	18.8		2	2/9/2017	64-17-5
Ethyl Acetate	< 1.0	1.0	< 3.60	3.60		2	2/9/2017	141-78-6
Ethylbenzene	< 1.0	1.0	< 4.34	4.34		2	2/9/2017	100-41-4

Airtech Environmental Laboratories (AEL) - AZ 0740

4620 E.Elwood St., Suite 13, Phoenix, AZ 85040 480-968-5888 Fax 480-966-1888

Client:	Tetra Tech	**Client Sample ID:**	DC-11
Project:	Hwy 260 + Johnson Ln	**Project Number:**	--
Lab Order:	17A021	**Collection:**	1/25/2017
Lab ID:	09	**Matrix:**	Soil Vapor

Analyses	ppbv Result	ppbv Limit	ug/M^3 Result	ug/M^3 Limit	Qual	DF	Date Analyzed	CAS#
VOLATILE ORGANICS IN AIR		**TO-15**					Analyst: JJ	
Heptane	< 1.0	1.0	< 4.10	4.10		2	2/9/2017	142-82-5
Hexachlorobutadiene	< 2.0	2.0	< 21.3	21.3		2	2/9/2017	87-68-3
Hexane	**3.3**	**2.0**	**11.8**	**7.04**		2	2/9/2017	110-54-3
Isopropylbenzene	< 2.0	2.0	< 9.84	9.84		2	2/9/2017	98-82-8
m&p-Xylene	< 2.0	2.0	< 8.68	8.68		2	2/9/2017	179601-23-1
Methyl tert-butyl ether	< 4.0	4.0	< 14.4	14.4		2	2/9/2017	1634-04-4
Methylcyclohexane	**3.9**	**2.0**	**15.6**	**8.04**		2	2/9/2017	108-87-2
Methylene chloride	< 4.0	4.0	< 13.9	13.9		2	2/9/2017	75-09-2
Naphthalene	< 10	10	< 52.4	52.4		2	2/9/2017	91-20-3
Nonane	< 2.0	2.0	< 10.5	10.5		2	2/9/2017	111-84-2
Octane	**7.6**	**2.0**	**35.3**	**9.34**		2	2/9/2017	111-65-9
o-Xylene	< 1.0	1.0	< 4.34	4.34		2	2/9/2017	95-47-6
Propene (Propylene)	< 2.0	2.0	< 3.44	3.44		2	2/9/2017	115-07-1
Propylbenzene	< 2.0	2.0	< 9.84	9.84		2	2/9/2017	103-65-1
Sec-Butyl benzene	< 2.0	2.0	< 11.0	11.0		2	2/9/2017	135-98-8
Styrene	< 1.0	1.0	< 4.26	4.26		2	2/9/2017	100-42-5
Tert-Butyl benzene	< 2.0	2.0	< 11.0	11.0		2	2/9/2017	98-06-6
Tetrachloroethene	**5.4**	**2.0**	**36.3**	**13.6**		2	2/9/2017	127-18-4
Tetrahydrofuran	< 4.0	4.0	< 11.8	11.8		2	2/9/2017	109-99-9
Toluene	**1.5**	**1.0**	**5.73**	**3.77**		2	2/9/2017	108-88-3
trans-1,2-Dichloroethene	< 1.0	1.0	< 3.96	3.96		2	2/9/2017	156-60-5
trans-1,3-Dichloropropene	< 1.0	1.0	< 4.54	4.54		2	2/9/2017	542-75-6
Trichloroethene	< 1.0	1.0	< 5.37	5.37		2	2/9/2017	79-01-6
Trichlorofluoromethane(F-11)	< 1.0	1.0	< 5.62	5.62		2	2/9/2017	75-69-4
Trichlorotrifluoroethane(F-113)	< 1.0	1.0	< 7.66	7.66		2	2/9/2017	76-13-1
Vinyl acetate	< 1.0	1.0	< 3.52	3.52		2	2/9/2017	108-05-4
Vinyl chloride	< 1.0	1.0	< 2.56	2.56		2	2/9/2017	75-01-4
Surr: 4-Bromofluorobenzene	104	70-130	%REC					

Tentatively Identified Compounds (TIC's)

Difluoroethane	< 20	20	ppbv		T4	2	2/9/2017

Airtech Environmental Laboratories (AEL) - AZ 0740

4620 E.Elwood St., Suite 13, Phoenix, AZ 85040 480-968-5888 Fax 480-966-1888

Client:	Tetra Tech	**Client Sample ID:**	DC-12
Project:	Hwy 260 + Johnson Ln	**Project Number:**	--
Lab Order:	17A021	**Collection:**	1/25/2017
Lab ID:	10	**Matrix:**	Soil Vapor

	ppbv		ug/M^3				Date	
Analyses	**Result**	**Limit**	**Result**	**Limit**	**Qual**	**DF**	**Analyzed**	**CAS#**
VOLATILE ORGANICS IN AIR		**TO-15**					Analyst: JJ	
1,1,1-Trichloroethane	< 1.0	1.0	< 5.46	5.46		2	2/9/2017	71-55-6
1,1,2,2-Tetrachloroethane	< 1.0	1.0	< 6.87	6.87		2	2/9/2017	79-34-5
1,1,2-Trichloroethane	< 1.0	1.0	< 5.46	5.46		2	2/9/2017	79-00-5
1,1-Dichloroethane	< 1.0	1.0	< 4.05	4.05		2	2/9/2017	75-34-3
1,1-Dichloroethene	< 1.0	1.0	< 3.97	3.97		2	2/9/2017	75-35-4
1,2,4-Trichlorobenzene	< 4.0	4.0	< 29.7	29.7		2	2/9/2017	120-82-1
1,2,4-Trimethylbenzene	< 1.0	1.0	< 4.92	4.92		2	2/9/2017	95-63-6
1,2-Dibromoethane	< 1.0	1.0	< 7.68	7.68		2	2/9/2017	106-93-4
1,2-Dichlorobenzene	< 1.0	1.0	< 6.01	6.01		2	2/9/2017	95-50-1
1,2-Dichloroethane	< 1.0	1.0	< 4.05	4.05		2	2/9/2017	107-06-2
1,2-Dichloropropane	< 1.0	1.0	< 4.62	4.62		2	2/9/2017	78-87-5
1,3,5-Trimethylbenzene	< 1.0	1.0	< 4.92	4.92		2	2/9/2017	108-67-8
1,3-Butadiene	< 1.0	1.0	< 2.21	2.21		2	2/9/2017	106-99-0
1,3-Dichlorobenzene	< 1.0	1.0	< 6.01	6.01		2	2/9/2017	541-73-1
1,4-Dichlorobenzene	< 1.0	1.0	< 6.01	6.01		2	2/9/2017	106-46-7
1,4-Dioxane	< 4.0	4.0	< 14.4	14.4		2	2/9/2017	123-91-1
2,2,4-Trimethylpentane	< 1.0	1.0	< 4.66	4.66		2	2/9/2017	540-84-1
2-Butanone (MEK)	< 10	10	< 29.5	29.5		2	2/9/2017	78-93-3
2-Hexanone	< 10	10	< 41.0	41.0		2	2/9/2017	591-78-6
2-Propanol (IPA)	< 10	10	< 24.5	24.5		2	2/9/2017	67-63-0
4-Ethyltoluene	< 2.0	2.0	< 9.84	9.84		2	2/9/2017	622-96-8
4-Methyl-2-pentanone (MIK)	< 10	10	< 41.0	41.0		2	2/9/2017	108-10-1
Acetone	**20**	**10**	**48.1**	**23.8**		2	2/9/2017	67-64-1
Allyl chloride	< 2.0	2.0	< 6.26	6.26		2	2/9/2017	107-05-1
Benzene	< 1.0	1.0	< 3.19	3.19		2	2/9/2017	71-43-2
Benzyl chloride	< 4.0	4.0	< 20.7	20.7		2	2/9/2017	100-44-7
Bromodichloromethane	< 1.0	1.0	< 6.70	6.70		2	2/9/2017	75-27-4
Bromoethene(Vinyl Bromide)	< 1.0	1.0	< 4.37	4.37		2	2/9/2017	593-60-2
Bromoform	< 1.0	1.0	< 10.3	10.3		2	2/9/2017	75-25-2
Bromomethane	< 1.0	1.0	< 3.88	3.88		2	2/9/2017	74-83-9
Butyl benzene	< 2.0	2.0	< 11.0	11.0		2	2/9/2017	104-51-8
Carbon disulfide	< 4.0	4.0	< 12.4	12.4		2	2/9/2017	75-15-0
Carbon tetrachloride	< 1.0	1.0	< 6.29	6.29		2	2/9/2017	56-23-5
Chlorobenzene	< 1.0	1.0	< 4.60	4.60		2	2/9/2017	108-90-7
Chloroethane	< 1.0	1.0	< 2.64	2.64		2	2/9/2017	75-00-3
Chloroform	< 1.0	1.0	< 4.88	4.88		2	2/9/2017	67-66-3
Chloromethane	< 2.0	2.0	< 4.14	4.14		2	2/9/2017	74-87-3
cis-1,2-Dichloroethene	< 1.0	1.0	< 3.96	3.96		2	2/9/2017	156-59-2
cis-1,3-Dichloropropene	< 1.0	1.0	< 4.54	4.54		2	2/9/2017	542-75-6
Cyclohexane	< 1.0	1.0	< 3.44	3.44		2	2/9/2017	110-82-7
Dibromochloromethane	< 1.0	1.0	< 8.52	8.52		2	2/9/2017	124-48-1
Dichlorodifluoromethane(F-12)	< 2.0	2.0	< 9.90	9.90		2	2/9/2017	75-71-8
Dichlorotetrafluoroethane(F-114)	< 1.0	1.0	< 6.99	6.99		2	2/9/2017	76-14-2
Ethanol	< 10	10	< 18.8	18.8		2	2/9/2017	64-17-5
Ethyl Acetate	< 1.0	1.0	< 3.60	3.60		2	2/9/2017	141-78-6
Ethylbenzene	< 1.0	1.0	< 4.34	4.34		2	2/9/2017	100-41-4

Airtech Environmental Laboratories (AEL) - AZ 0740

4620 E.Elwood St., Suite 13, Phoenix, AZ 85040 480-968-5888 Fax 480-966-1888

Client:	Tetra Tech	**Client Sample ID:**	DC-12
Project:	Hwy 260 + Johnson Ln	**Project Number:**	--
Lab Order:	17A021	**Collection:**	1/25/2017
Lab ID:	10	**Matrix:**	Soil Vapor

Analyses	ppbv Result	ppbv Limit	ug/M^3 Result	ug/M^3 Limit	Qual	DF	Date Analyzed	CAS#
VOLATILE ORGANICS IN AIR		**TO-15**					Analyst: JJ	
Heptane	< 1.0	1.0	< 4.10	4.10		2	2/9/2017	142-82-5
Hexachlorobutadiene	< 2.0	2.0	< 21.3	21.3		2	2/9/2017	87-68-3
Hexane	< 2.0	2.0	< 7.04	7.04		2	2/9/2017	110-54-3
Isopropylbenzene	< 2.0	2.0	< 9.84	9.84		2	2/9/2017	98-82-8
m&p-Xylene	< 2.0	2.0	< 8.68	8.68		2	2/9/2017	179601-23-1
Methyl tert-butyl ether	< 4.0	4.0	< 14.4	14.4		2	2/9/2017	1634-04-4
Methylcyclohexane	< 2.0	2.0	< 8.04	8.04		2	2/9/2017	108-87-2
Methylene chloride	< 4.0	4.0	< 13.9	13.9		2	2/9/2017	75-09-2
Naphthalene	< 10	10	< 52.4	52.4		2	2/9/2017	91-20-3
Nonane	< 2.0	2.0	< 10.5	10.5		2	2/9/2017	111-84-2
Octane	**5.5**	**2.0**	**25.6**	**9.34**		2	2/9/2017	111-65-9
o-Xylene	< 1.0	1.0	< 4.34	4.34		2	2/9/2017	95-47-6
Propene (Propylene)	< 2.0	2.0	< 3.44	3.44		2	2/9/2017	115-07-1
Propylbenzene	< 2.0	2.0	< 9.84	9.84		2	2/9/2017	103-65-1
Sec-Butyl benzene	< 2.0	2.0	< 11.0	11.0		2	2/9/2017	135-98-8
Styrene	< 1.0	1.0	< 4.26	4.26		2	2/9/2017	100-42-5
Tert-Butyl benzene	< 2.0	2.0	< 11.0	11.0		2	2/9/2017	98-06-6
Tetrachloroethene	**60**	**2.0**	**404**	**13.6**		2	2/9/2017	127-18-4
Tetrahydrofuran	< 4.0	4.0	< 11.8	11.8		2	2/9/2017	109-99-9
Toluene	**1.2**	**1.0**	**4.52**	**3.77**		2	2/9/2017	108-88-3
trans-1,2-Dichloroethene	< 1.0	1.0	< 3.96	3.96		2	2/9/2017	156-60-5
trans-1,3-Dichloropropene	< 1.0	1.0	< 4.54	4.54		2	2/9/2017	542-75-6
Trichloroethene	< 1.0	1.0	< 5.37	5.37		2	2/9/2017	79-01-6
Trichlorofluoromethane(F-11)	< 1.0	1.0	< 5.62	5.62		2	2/9/2017	75-69-4
Trichlorotrifluoroethane(F-113)	< 1.0	1.0	< 7.66	7.66		2	2/9/2017	76-13-1
Vinyl acetate	< 1.0	1.0	< 3.52	3.52		2	2/9/2017	108-05-4
Vinyl chloride	< 1.0	1.0	< 2.56	2.56		2	2/9/2017	75-01-4
Surr: 4-Bromofluorobenzene	98.1	70-130	%REC					

Tentatively Identified Compounds (TIC's)

Difluoroethane	< 20	20	ppbv		T4	2	2/9/2017

Airtech Environmental Laboratories (AEL) - AZ 0740

4620 E.Elwood St., Suite 13, Phoenix, AZ 85040 480-968-5888 Fax 480-966-1888

Client:	Tetra Tech	**Client Sample ID:**	DC-14
Project:	Hwy 260 + Johnson Ln	**Project Number:**	--
Lab Order:	17A021	**Collection:**	1/25/2017
Lab ID:	11	**Matrix:**	Soil Vapor

	ppbv		ug/M^3				Date	
Analyses	**Result**	**Limit**	**Result**	**Limit**	**Qual**	**DF**	**Analyzed**	**CAS#**
VOLATILE ORGANICS IN AIR		**TO-15**					Analyst: JJ	
1,1,1-Trichloroethane	< 2.5	2.5	< 13.7	13.7		5	2/10/2017	71-55-6
1,1,2,2-Tetrachloroethane	< 2.5	2.5	< 17.2	17.2		5	2/10/2017	79-34-5
1,1,2-Trichloroethane	< 2.5	2.5	< 13.7	13.7		5	2/10/2017	79-00-5
1,1-Dichloroethane	< 2.5	2.5	< 10.1	10.1		5	2/10/2017	75-34-3
1,1-Dichloroethene	< 2.5	2.5	< 9.93	9.93		5	2/10/2017	75-35-4
1,2,4-Trichlorobenzene	< 10	10	< 74.2	74.2		5	2/10/2017	120-82-1
1,2,4-Trimethylbenzene	< 2.5	2.5	< 12.3	12.3		5	2/10/2017	95-63-6
1,2-Dibromoethane	< 2.5	2.5	< 19.2	19.2		5	2/10/2017	106-93-4
1,2-Dichlorobenzene	< 2.5	2.5	< 15.0	15.0		5	2/10/2017	95-50-1
1,2-Dichloroethane	< 2.5	2.5	< 10.1	10.1		5	2/10/2017	107-06-2
1,2-Dichloropropane	< 2.5	2.5	< 11.6	11.6		5	2/10/2017	78-87-5
1,3,5-Trimethylbenzene	< 2.5	2.5	< 12.3	12.3		5	2/10/2017	108-67-8
1,3-Butadiene	< 2.5	2.5	< 5.53	5.53		5	2/10/2017	106-99-0
1,3-Dichlorobenzene	< 2.5	2.5	< 15.0	15.0		5	2/10/2017	541-73-1
1,4-Dichlorobenzene	< 2.5	2.5	< 15.0	15.0		5	2/10/2017	106-46-7
1,4-Dioxane	< 10	10	< 36.0	36.0		5	2/10/2017	123-91-1
2,2,4-Trimethylpentane	**9.0**	**2.5**	**42.1**	**11.7**		5	2/10/2017	540-84-1
2-Butanone (MEK)	< 25	25	< 73.8	73.8		5	2/10/2017	78-93-3
2-Hexanone	< 25	25	< 103	103		5	2/10/2017	591-78-6
2-Propanol (IPA)	< 25	25	< 61.3	61.3		5	2/10/2017	67-63-0
4-Ethyltoluene	< 5.0	5.0	< 24.6	24.6		5	2/10/2017	622-96-8
4-Methyl-2-pentanone (MIK)	< 25	25	< 103	103		5	2/10/2017	108-10-1
Acetone	< 25	25	< 59.5	59.5		5	2/10/2017	67-64-1
Allyl chloride	< 5.0	5.0	< 15.7	15.7		5	2/10/2017	107-05-1
Benzene	< 2.5	2.5	< 7.98	7.98		5	2/10/2017	71-43-2
Benzyl chloride	< 10	10	< 51.8	51.8		5	2/10/2017	100-44-7
Bromodichloromethane	< 2.5	2.5	< 16.8	16.8		5	2/10/2017	75-27-4
Bromoethene(Vinyl Bromide)	< 2.5	2.5	< 10.9	10.9		5	2/10/2017	593-60-2
Bromoform	< 2.5	2.5	< 25.9	25.9		5	2/10/2017	75-25-2
Bromomethane	< 2.5	2.5	< 9.70	9.70		5	2/10/2017	74-83-9
Butyl benzene	< 5.0	5.0	< 27.5	27.5		5	2/10/2017	104-51-8
Carbon disulfide	< 10	10	< 31.1	31.1		5	2/10/2017	75-15-0
Carbon tetrachloride	< 2.5	2.5	< 15.7	15.7		5	2/10/2017	56-23-5
Chlorobenzene	< 2.5	2.5	< 11.5	11.5		5	2/10/2017	108-90-7
Chloroethane	< 2.5	2.5	< 6.60	6.60		5	2/10/2017	75-00-3
Chloroform	< 2.5	2.5	< 12.2	12.2		5	2/10/2017	67-66-3
Chloromethane	< 5.0	5.0	< 10.4	10.4		5	2/10/2017	74-87-3
cis-1,2-Dichloroethene	< 2.5	2.5	< 9.90	9.90		5	2/10/2017	156-59-2
cis-1,3-Dichloropropene	< 2.5	2.5	< 11.4	11.4		5	2/10/2017	542-75-6
Cyclohexane	< 2.5	2.5	< 8.60	8.60		5	2/10/2017	110-82-7
Dibromochloromethane	< 2.5	2.5	< 21.3	21.3		5	2/10/2017	124-48-1
Dichlorodifluoromethane(F-12)	< 5.0	5.0	< 24.8	24.8		5	2/10/2017	75-71-8
Dichlorotetrafluoroethane(F-114)	< 2.5	2.5	< 17.5	17.5		5	2/10/2017	76-14-2
Ethanol	< 25	25	< 47.0	47.0		5	2/10/2017	64-17-5
Ethyl Acetate	< 2.5	2.5	< 9.00	9.00		5	2/10/2017	141-78-6
Ethylbenzene	< 2.5	2.5	< 10.9	10.9		5	2/10/2017	100-41-4

Airtech Environmental Laboratories (AEL) - AZ 0740

4620 E.Elwood St., Suite 13, Phoenix, AZ 85040 480-968-5888 Fax 480-966-1888

Client:	Tetra Tech	**Client Sample ID:**	DC-14
Project:	Hwy 260 + Johnson Ln	**Project Number:**	--
Lab Order:	17A021	**Collection:**	1/25/2017
Lab ID:	11	**Matrix:**	Soil Vapor

Analyses	ppbv Result	ppbv Limit	ug/M^3 Result	ug/M^3 Limit	Qual	DF	Date Analyzed	CAS#
VOLATILE ORGANICS IN AIR		**TO-15**					Analyst: JJ	
Heptane	< 2.5	2.5	< 10.3	10.3		5	2/10/2017	142-82-5
Hexachlorobutadiene	< 5.0	5.0	< 53.4	53.4		5	2/10/2017	87-68-3
Hexane	< 5.0	5.0	< 17.6	17.6		5	2/10/2017	110-54-3
Isopropylbenzene	< 5.0	5.0	< 24.6	24.6		5	2/10/2017	98-82-8
m&p-Xylene	< 5.0	5.0	< 21.7	21.7		5	2/10/2017	179601-23-1
Methyl tert-butyl ether	< 10	10	< 36.1	36.1		5	2/10/2017	1634-04-4
Methylcyclohexane	< 5.0	5.0	< 20.1	20.1		5	2/10/2017	108-87-2
Methylene chloride	< 10	10	< 34.7	34.7		5	2/10/2017	75-09-2
Naphthalene	< 25	25	< 131	131		5	2/10/2017	91-20-3
Nonane	< 5.0	5.0	< 26.2	26.2		5	2/10/2017	111-84-2
Octane	< 5.0	5.0	< 23.4	23.4		5	2/10/2017	111-65-9
o-Xylene	< 2.5	2.5	< 10.9	10.9		5	2/10/2017	95-47-6
Propene (Propylene)	< 5.0	5.0	< 8.60	8.60		5	2/10/2017	115-07-1
Propylbenzene	< 5.0	5.0	< 24.6	24.6		5	2/10/2017	103-65-1
Sec-Butyl benzene	< 5.0	5.0	< 27.5	27.5		5	2/10/2017	135-98-8
Styrene	< 2.5	2.5	< 10.7	10.7		5	2/10/2017	100-42-5
Tert-Butyl benzene	< 5.0	5.0	< 27.5	27.5		5	2/10/2017	98-06-6
Tetrachloroethene	< 5.0	5.0	< 33.9	33.9		5	2/10/2017	127-18-4
Tetrahydrofuran	< 10	10	< 29.5	29.5		5	2/10/2017	109-99-9
Toluene	< 2.5	2.5	< 9.43	9.43		5	2/10/2017	108-88-3
trans-1,2-Dichloroethene	< 2.5	2.5	< 9.90	9.90		5	2/10/2017	156-60-5
trans-1,3-Dichloropropene	< 2.5	2.5	< 11.4	11.4		5	2/10/2017	542-75-6
Trichloroethene	< 2.5	2.5	< 13.4	13.4		5	2/10/2017	79-01-6
Trichlorofluoromethane(F-11)	< 2.5	2.5	< 14.1	14.1		5	2/10/2017	75-69-4
Trichlorotrifluoroethane(F-113)	< 2.5	2.5	< 19.2	19.2		5	2/10/2017	76-13-1
Vinyl acetate	< 2.5	2.5	< 8.80	8.80		5	2/10/2017	108-05-4
Vinyl chloride	< 2.5	2.5	< 6.40	6.40		5	2/10/2017	75-01-4
Surr: 4-Bromofluorobenzene	93.4	70-130	%REC					

Tentatively Identified Compounds (TIC's)

Difluoroethane	< 50	50	ppbv		T4	5	2/10/2017

Airtech Environmental Laboratories (AEL) - AZ 0740

4620 E.Elwood St., Suite 13, Phoenix, AZ 85040 480-968-5888 Fax 480-966-1888

Client:	Tetra Tech	**Client Sample ID:**	DC-15
Project:	Hwy 260 + Johnson Ln	**Project Number:**	--
Lab Order:	17A021	**Collection:**	1/25/2017
Lab ID:	12	**Matrix:**	Soil Vapor

	ppbv		ug/M^3				Date	
Analyses	**Result**	**Limit**	**Result**	**Limit**	**Qual**	**DF**	**Analyzed**	**CAS#**
VOLATILE ORGANICS IN AIR		**TO-15**					Analyst: JJ	
1,1,1-Trichloroethane	< 1.0	1.0	< 5.46	5.46		2	2/9/2017	71-55-6
1,1,2,2-Tetrachloroethane	< 1.0	1.0	< 6.87	6.87		2	2/9/2017	79-34-5
1,1,2-Trichloroethane	< 1.0	1.0	< 5.46	5.46		2	2/9/2017	79-00-5
1,1-Dichloroethane	< 1.0	1.0	< 4.05	4.05		2	2/9/2017	75-34-3
1,1-Dichloroethene	< 1.0	1.0	< 3.97	3.97		2	2/9/2017	75-35-4
1,2,4-Trichlorobenzene	< 4.0	4.0	< 29.7	29.7		2	2/9/2017	120-82-1
1,2,4-Trimethylbenzene	< 1.0	1.0	< 4.92	4.92		2	2/9/2017	95-63-6
1,2-Dibromoethane	< 1.0	1.0	< 7.68	7.68		2	2/9/2017	106-93-4
1,2-Dichlorobenzene	< 1.0	1.0	< 6.01	6.01		2	2/9/2017	95-50-1
1,2-Dichloroethane	< 1.0	1.0	< 4.05	4.05		2	2/9/2017	107-06-2
1,2-Dichloropropane	< 1.0	1.0	< 4.62	4.62		2	2/9/2017	78-87-5
1,3,5-Trimethylbenzene	< 1.0	1.0	< 4.92	4.92		2	2/9/2017	108-67-8
1,3-Butadiene	< 1.0	1.0	< 2.21	2.21		2	2/9/2017	106-99-0
1,3-Dichlorobenzene	< 1.0	1.0	< 6.01	6.01		2	2/9/2017	541-73-1
1,4-Dichlorobenzene	< 1.0	1.0	< 6.01	6.01		2	2/9/2017	106-46-7
1,4-Dioxane	< 4.0	4.0	< 14.4	14.4		2	2/9/2017	123-91-1
2,2,4-Trimethylpentane	**3.2**	**1.0**	**15.1**	**4.66**		2	2/9/2017	540-84-1
2-Butanone (MEK)	< 10	10	< 29.5	29.5		2	2/9/2017	78-93-3
2-Hexanone	< 10	10	< 41.0	41.0		2	2/9/2017	591-78-6
2-Propanol (IPA)	< 10	10	< 24.5	24.5		2	2/9/2017	67-63-0
4-Ethyltoluene	< 2.0	2.0	< 9.84	9.84		2	2/9/2017	622-96-8
4-Methyl-2-pentanone (MIK)	< 10	10	< 41.0	41.0		2	2/9/2017	108-10-1
Acetone	< 10	10	< 23.8	23.8		2	2/9/2017	67-64-1
Allyl chloride	< 2.0	2.0	< 6.26	6.26		2	2/9/2017	107-05-1
Benzene	< 1.0	1.0	< 3.19	3.19		2	2/9/2017	71-43-2
Benzyl chloride	< 4.0	4.0	< 20.7	20.7		2	2/9/2017	100-44-7
Bromodichloromethane	< 1.0	1.0	< 6.70	6.70		2	2/9/2017	75-27-4
Bromoethene(Vinyl Bromide)	< 1.0	1.0	< 4.37	4.37		2	2/9/2017	593-60-2
Bromoform	< 1.0	1.0	< 10.3	10.3		2	2/9/2017	75-25-2
Bromomethane	< 1.0	1.0	< 3.88	3.88		2	2/9/2017	74-83-9
Butyl benzene	< 2.0	2.0	< 11.0	11.0		2	2/9/2017	104-51-8
Carbon disulfide	< 4.0	4.0	< 12.4	12.4		2	2/9/2017	75-15-0
Carbon tetrachloride	< 1.0	1.0	< 6.29	6.29		2	2/9/2017	56-23-5
Chlorobenzene	< 1.0	1.0	< 4.60	4.60		2	2/9/2017	108-90-7
Chloroethane	< 1.0	1.0	< 2.64	2.64		2	2/9/2017	75-00-3
Chloroform	< 1.0	1.0	< 4.88	4.88		2	2/9/2017	67-66-3
Chloromethane	< 2.0	2.0	< 4.14	4.14		2	2/9/2017	74-87-3
cis-1,2-Dichloroethene	< 1.0	1.0	< 3.96	3.96		2	2/9/2017	156-59-2
cis-1,3-Dichloropropene	< 1.0	1.0	< 4.54	4.54		2	2/9/2017	542-75-6
Cyclohexane	< 1.0	1.0	< 3.44	3.44		2	2/9/2017	110-82-7
Dibromochloromethane	< 1.0	1.0	< 8.52	8.52		2	2/9/2017	124-48-1
Dichlorodifluoromethane(F-12)	< 2.0	2.0	< 9.90	9.90		2	2/9/2017	75-71-8
Dichlorotetrafluoroethane(F-114)	< 1.0	1.0	< 6.99	6.99		2	2/9/2017	76-14-2
Ethanol	< 10	10	< 18.8	18.8		2	2/9/2017	64-17-5
Ethyl Acetate	< 1.0	1.0	< 3.60	3.60		2	2/9/2017	141-78-6
Ethylbenzene	< 1.0	1.0	< 4.34	4.34		2	2/9/2017	100-41-4

Airtech Environmental Laboratories (AEL) - AZ 0740

4620 E.Elwood St., Suite 13, Phoenix, AZ 85040 480-968-5888 Fax 480-966-1888

Client:	Tetra Tech	**Client Sample ID:**	DC-15
Project:	Hwy 260 + Johnson Ln	**Project Number:**	--
Lab Order:	17A021	**Collection:**	1/25/2017
Lab ID:	12	**Matrix:**	Soil Vapor

Analyses	ppbv Result	ppbv Limit	ug/M^3 Result	ug/M^3 Limit	Qual	DF	Date Analyzed	CAS#
VOLATILE ORGANICS IN AIR		**TO-15**					Analyst: JJ	
Heptane	< 1.0	1.0	< 4.10	4.10		2	2/9/2017	142-82-5
Hexachlorobutadiene	< 2.0	2.0	< 21.3	21.3		2	2/9/2017	87-68-3
Hexane	< 2.0	2.0	< 7.04	7.04		2	2/9/2017	110-54-3
Isopropylbenzene	< 2.0	2.0	< 9.84	9.84		2	2/9/2017	98-82-8
m&p-Xylene	< 2.0	2.0	< 8.68	8.68		2	2/9/2017	179601-23-1
Methyl tert-butyl ether	< 4.0	4.0	< 14.4	14.4		2	2/9/2017	1634-04-4
Methylcyclohexane	< 2.0	2.0	< 8.04	8.04		2	2/9/2017	108-87-2
Methylene chloride	< 4.0	4.0	< 13.9	13.9		2	2/9/2017	75-09-2
Naphthalene	< 10	10	< 52.4	52.4		2	2/9/2017	91-20-3
Nonane	< 2.0	2.0	< 10.5	10.5		2	2/9/2017	111-84-2
Octane	< 2.0	2.0	< 9.34	9.34		2	2/9/2017	111-65-9
o-Xylene	< 1.0	1.0	< 4.34	4.34		2	2/9/2017	95-47-6
Propene (Propylene)	< 2.0	2.0	< 3.44	3.44		2	2/9/2017	115-07-1
Propylbenzene	< 2.0	2.0	< 9.84	9.84		2	2/9/2017	103-65-1
Sec-Butyl benzene	< 2.0	2.0	< 11.0	11.0		2	2/9/2017	135-98-8
Styrene	< 1.0	1.0	< 4.26	4.26		2	2/9/2017	100-42-5
Tert-Butyl benzene	< 2.0	2.0	< 11.0	11.0		2	2/9/2017	98-06-6
Tetrachloroethene	**3.6**	**2.0**	**24.1**	**13.6**		2	2/9/2017	127-18-4
Tetrahydrofuran	< 4.0	4.0	< 11.8	11.8		2	2/9/2017	109-99-9
Toluene	**1.4**	**1.0**	**5.35**	**3.77**		2	2/9/2017	108-88-3
trans-1,2-Dichloroethene	< 1.0	1.0	< 3.96	3.96		2	2/9/2017	156-60-5
trans-1,3-Dichloropropene	< 1.0	1.0	< 4.54	4.54		2	2/9/2017	542-75-6
Trichloroethene	< 1.0	1.0	< 5.37	5.37		2	2/9/2017	79-01-6
Trichlorofluoromethane(F-11)	< 1.0	1.0	< 5.62	5.62		2	2/9/2017	75-69-4
Trichlorotrifluoroethane(F-113)	< 1.0	1.0	< 7.66	7.66		2	2/9/2017	76-13-1
Vinyl acetate	< 1.0	1.0	< 3.52	3.52		2	2/9/2017	108-05-4
Vinyl chloride	< 1.0	1.0	< 2.56	2.56		2	2/9/2017	75-01-4
Surr: 4-Bromofluorobenzene	99.9	70-130	%REC					

Tentatively Identified Compounds (TIC's)

Difluoroethane	< 20	20	ppbv		T4	2	2/9/2017

Airtech Environmental Laboratories (AEL) - AZ 0740

4620 E.Elwood St., Suite 13, Phoenix, AZ 85040 480-968-5888 Fax 480-966-1888

Client:	Tetra Tech	**Client Sample ID:**	DC-16
Project:	Hwy 260 + Johnson Ln	**Project Number:**	--
Lab Order:	17A021	**Collection:**	1/25/2017
Lab ID:	13	**Matrix:**	Soil Vapor

	ppbv		ug/M^3				Date	
Analyses	**Result**	**Limit**	**Result**	**Limit**	**Qual**	**DF**	**Analyzed**	**CAS#**
VOLATILE ORGANICS IN AIR		**TO-15**					Analyst: JJ	
1,1,1-Trichloroethane	< 1.0	1.0	< 5.46	5.46		2	2/9/2017	71-55-6
1,1,2,2-Tetrachloroethane	< 1.0	1.0	< 6.87	6.87		2	2/9/2017	79-34-5
1,1,2-Trichloroethane	< 1.0	1.0	< 5.46	5.46		2	2/9/2017	79-00-5
1,1-Dichloroethane	< 1.0	1.0	< 4.05	4.05		2	2/9/2017	75-34-3
1,1-Dichloroethene	< 1.0	1.0	< 3.97	3.97		2	2/9/2017	75-35-4
1,2,4-Trichlorobenzene	< 4.0	4.0	< 29.7	29.7		2	2/9/2017	120-82-1
1,2,4-Trimethylbenzene	< 1.0	1.0	< 4.92	4.92		2	2/9/2017	95-63-6
1,2-Dibromoethane	< 1.0	1.0	< 7.68	7.68		2	2/9/2017	106-93-4
1,2-Dichlorobenzene	< 1.0	1.0	< 6.01	6.01		2	2/9/2017	95-50-1
1,2-Dichloroethane	< 1.0	1.0	< 4.05	4.05		2	2/9/2017	107-06-2
1,2-Dichloropropane	< 1.0	1.0	< 4.62	4.62		2	2/9/2017	78-87-5
1,3,5-Trimethylbenzene	< 1.0	1.0	< 4.92	4.92		2	2/9/2017	108-67-8
1,3-Butadiene	< 1.0	1.0	< 2.21	2.21		2	2/9/2017	106-99-0
1,3-Dichlorobenzene	< 1.0	1.0	< 6.01	6.01		2	2/9/2017	541-73-1
1,4-Dichlorobenzene	< 1.0	1.0	< 6.01	6.01		2	2/9/2017	106-46-7
1,4-Dioxane	< 4.0	4.0	< 14.4	14.4		2	2/9/2017	123-91-1
2,2,4-Trimethylpentane	< 1.0	1.0	< 4.66	4.66		2	2/9/2017	540-84-1
2-Butanone (MEK)	< 10	10	< 29.5	29.5		2	2/9/2017	78-93-3
2-Hexanone	< 10	10	< 41.0	41.0		2	2/9/2017	591-78-6
2-Propanol (IPA)	< 10	10	< 24.5	24.5		2	2/9/2017	67-63-0
4-Ethyltoluene	< 2.0	2.0	< 9.84	9.84		2	2/9/2017	622-96-8
4-Methyl-2-pentanone (MIK)	< 10	10	< 41.0	41.0		2	2/9/2017	108-10-1
Acetone	**13**	**10**	**30.6**	**23.8**		2	2/9/2017	67-64-1
Allyl chloride	< 2.0	2.0	< 6.26	6.26		2	2/9/2017	107-05-1
Benzene	< 1.0	1.0	< 3.19	3.19		2	2/9/2017	71-43-2
Benzyl chloride	< 4.0	4.0	< 20.7	20.7		2	2/9/2017	100-44-7
Bromodichloromethane	< 1.0	1.0	< 6.70	6.70		2	2/9/2017	75-27-4
Bromoethene(Vinyl Bromide)	< 1.0	1.0	< 4.37	4.37		2	2/9/2017	593-60-2
Bromoform	< 1.0	1.0	< 10.3	10.3		2	2/9/2017	75-25-2
Bromomethane	< 1.0	1.0	< 3.88	3.88		2	2/9/2017	74-83-9
Butyl benzene	< 2.0	2.0	< 11.0	11.0		2	2/9/2017	104-51-8
Carbon disulfide	< 4.0	4.0	< 12.4	12.4		2	2/9/2017	75-15-0
Carbon tetrachloride	< 1.0	1.0	< 6.29	6.29		2	2/9/2017	56-23-5
Chlorobenzene	< 1.0	1.0	< 4.60	4.60		2	2/9/2017	108-90-7
Chloroethane	< 1.0	1.0	< 2.64	2.64		2	2/9/2017	75-00-3
Chloroform	< 1.0	1.0	< 4.88	4.88		2	2/9/2017	67-66-3
Chloromethane	< 2.0	2.0	< 4.14	4.14		2	2/9/2017	74-87-3
cis-1,2-Dichloroethene	< 1.0	1.0	< 3.96	3.96		2	2/9/2017	156-59-2
cis-1,3-Dichloropropene	< 1.0	1.0	< 4.54	4.54		2	2/9/2017	542-75-6
Cyclohexane	< 1.0	1.0	< 3.44	3.44		2	2/9/2017	110-82-7
Dibromochloromethane	< 1.0	1.0	< 8.52	8.52		2	2/9/2017	124-48-1
Dichlorodifluoromethane(F-12)	< 2.0	2.0	< 9.90	9.90		2	2/9/2017	75-71-8
Dichlorotetrafluoroethane(F-114)	< 1.0	1.0	< 6.99	6.99		2	2/9/2017	76-14-2
Ethanol	< 10	10	< 18.8	18.8		2	2/9/2017	64-17-5
Ethyl Acetate	< 1.0	1.0	< 3.60	3.60		2	2/9/2017	141-78-6
Ethylbenzene	< 1.0	1.0	< 4.34	4.34		2	2/9/2017	100-41-4

Airtech Environmental Laboratories (AEL) - AZ 0740

4620 E.Elwood St., Suite 13, Phoenix, AZ 85040 480-968-5888 Fax 480-966-1888

Client:	Tetra Tech	**Client Sample ID:**	DC-16
Project:	Hwy 260 + Johnson Ln	**Project Number:**	--
Lab Order:	17A021	**Collection:**	1/25/2017
Lab ID:	13	**Matrix:**	Soil Vapor

Analyses	ppbv Result	ppbv Limit	ug/M^3 Result	ug/M^3 Limit	Qual	DF	Date Analyzed	CAS#
VOLATILE ORGANICS IN AIR		**TO-15**					Analyst: JJ	
Heptane	< 1.0	1.0	< 4.10	4.10		2	2/9/2017	142-82-5
Hexachlorobutadiene	< 2.0	2.0	< 21.3	21.3		2	2/9/2017	87-68-3
Hexane	< 2.0	2.0	< 7.04	7.04		2	2/9/2017	110-54-3
Isopropylbenzene	< 2.0	2.0	< 9.84	9.84		2	2/9/2017	98-82-8
m&p-Xylene	< 2.0	2.0	< 8.68	8.68		2	2/9/2017	179601-23-1
Methyl tert-butyl ether	< 4.0	4.0	< 14.4	14.4		2	2/9/2017	1634-04-4
Methylcyclohexane	< 2.0	2.0	< 8.04	8.04		2	2/9/2017	108-87-2
Methylene chloride	< 4.0	4.0	< 13.9	13.9		2	2/9/2017	75-09-2
Naphthalene	< 10	10	< 52.4	52.4		2	2/9/2017	91-20-3
Nonane	< 2.0	2.0	< 10.5	10.5		2	2/9/2017	111-84-2
Octane	< 2.0	2.0	< 9.34	9.34		2	2/9/2017	111-65-9
o-Xylene	< 1.0	1.0	< 4.34	4.34		2	2/9/2017	95-47-6
Propene (Propylene)	< 2.0	2.0	< 3.44	3.44		2	2/9/2017	115-07-1
Propylbenzene	< 2.0	2.0	< 9.84	9.84		2	2/9/2017	103-65-1
Sec-Butyl benzene	< 2.0	2.0	< 11.0	11.0		2	2/9/2017	135-98-8
Styrene	< 1.0	1.0	< 4.26	4.26		2	2/9/2017	100-42-5
Tert-Butyl benzene	< 2.0	2.0	< 11.0	11.0		2	2/9/2017	98-06-6
Tetrachloroethene	< 2.0	2.0	< 13.6	13.6		2	2/9/2017	127-18-4
Tetrahydrofuran	< 4.0	4.0	< 11.8	11.8		2	2/9/2017	109-99-9
Toluene	< 1.0	1.0	< 3.77	3.77		2	2/9/2017	108-88-3
trans-1,2-Dichloroethene	< 1.0	1.0	< 3.96	3.96		2	2/9/2017	156-60-5
trans-1,3-Dichloropropene	< 1.0	1.0	< 4.54	4.54		2	2/9/2017	542-75-6
Trichloroethene	< 1.0	1.0	< 5.37	5.37		2	2/9/2017	79-01-6
Trichlorofluoromethane(F-11)	< 1.0	1.0	< 5.62	5.62		2	2/9/2017	75-69-4
Trichlorotrifluoroethane(F-113)	< 1.0	1.0	< 7.66	7.66		2	2/9/2017	76-13-1
Vinyl acetate	< 1.0	1.0	< 3.52	3.52		2	2/9/2017	108-05-4
Vinyl chloride	< 1.0	1.0	< 2.56	2.56		2	2/9/2017	75-01-4
Surr: 4-Bromofluorobenzene	100	70-130	%REC					

Tentatively Identified Compounds (TIC's)

Difluoroethane	< 20	20	ppbv		T4	2	2/9/2017

Airtech Environmental Laboratories (AEL) - AZ 0740

4620 E.Elwood St., Suite 13, Phoenix, AZ 85040 480-968-5888 Fax 480-966-1888

Client:	Tetra Tech	**Client Sample ID:**	SV-1
Project:	Hwy 260 + Johnson Ln	**Project Number:**	--
Lab Order:	17A021	**Collection:**	1/25/2017
Lab ID:	14	**Matrix:**	Soil Vapor

	ppbv		ug/M^3				Date	
Analyses	**Result**	**Limit**	**Result**	**Limit**	**Qual**	**DF**	**Analyzed**	**CAS#**
VOLATILE ORGANICS IN AIR		**TO-15**					Analyst: JJ	
1,1,1-Trichloroethane	< 10	10	< 54.6	54.6		20	2/9/2017	71-55-6
1,1,2,2-Tetrachloroethane	< 10	10	< 68.7	68.7		20	2/9/2017	79-34-5
1,1,2-Trichloroethane	< 10	10	< 54.6	54.6		20	2/9/2017	79-00-5
1,1-Dichloroethane	< 10	10	< 40.5	40.5		20	2/9/2017	75-34-3
1,1-Dichloroethene	< 10	10	< 39.7	39.7		20	2/9/2017	75-35-4
1,2,4-Trichlorobenzene	< 40	40	< 297	297		20	2/9/2017	120-82-1
1,2,4-Trimethylbenzene	< 10	10	< 49.2	49.2		20	2/9/2017	95-63-6
1,2-Dibromoethane	< 10	10	< 76.8	76.8		20	2/9/2017	106-93-4
1,2-Dichlorobenzene	< 10	10	< 60.1	60.1		20	2/9/2017	95-50-1
1,2-Dichloroethane	< 10	10	< 40.5	40.5		20	2/9/2017	107-06-2
1,2-Dichloropropane	< 10	10	< 46.2	46.2		20	2/9/2017	78-87-5
1,3,5-Trimethylbenzene	< 10	10	< 49.2	49.2		20	2/9/2017	108-67-8
1,3-Butadiene	< 10	10	< 22.1	22.1		20	2/9/2017	106-99-0
1,3-Dichlorobenzene	< 10	10	< 60.1	60.1		20	2/9/2017	541-73-1
1,4-Dichlorobenzene	< 10	10	< 60.1	60.1		20	2/9/2017	106-46-7
1,4-Dioxane	< 40	40	< 144	144		20	2/9/2017	123-91-1
2,2,4-Trimethylpentane	< 10	10	< 46.6	46.6		20	2/9/2017	540-84-1
2-Butanone (MEK)	< 100	100	< 295	295		20	2/9/2017	78-93-3
2-Hexanone	< 100	100	< 410	410		20	2/9/2017	591-78-6
2-Propanol (IPA)	< 100	100	< 245	245		20	2/9/2017	67-63-0
4-Ethyltoluene	< 20	20	< 98.4	98.4		20	2/9/2017	622-96-8
4-Methyl-2-pentanone (MIK)	< 100	100	< 410	410		20	2/9/2017	108-10-1
Acetone	< 100	100	< 238	238		20	2/9/2017	67-64-1
Allyl chloride	< 20	20	< 62.6	62.6		20	2/9/2017	107-05-1
Benzene	< 10	10	< 31.9	31.9		20	2/9/2017	71-43-2
Benzyl chloride	< 40	40	< 207	207		20	2/9/2017	100-44-7
Bromodichloromethane	< 10	10	< 67.0	67.0		20	2/9/2017	75-27-4
Bromoethene(Vinyl Bromide)	< 10	10	< 43.7	43.7		20	2/9/2017	593-60-2
Bromoform	< 10	10	< 103	103		20	2/9/2017	75-25-2
Bromomethane	< 10	10	< 38.8	38.8		20	2/9/2017	74-83-9
Butyl benzene	< 20	20	< 110	110		20	2/9/2017	104-51-8
Carbon disulfide	< 40	40	< 124	124		20	2/9/2017	75-15-0
Carbon tetrachloride	< 10	10	< 62.9	62.9		20	2/9/2017	56-23-5
Chlorobenzene	< 10	10	< 46.0	46.0		20	2/9/2017	108-90-7
Chloroethane	< 10	10	< 26.4	26.4		20	2/9/2017	75-00-3
Chloroform	< 10	10	< 48.8	48.8		20	2/9/2017	67-66-3
Chloromethane	< 20	20	< 41.4	41.4		20	2/9/2017	74-87-3
cis-1,2-Dichloroethene	< 10	10	< 39.6	39.6		20	2/9/2017	156-59-2
cis-1,3-Dichloropropene	< 10	10	< 45.4	45.4		20	2/9/2017	542-75-6
Cyclohexane	< 10	10	< 34.4	34.4		20	2/9/2017	110-82-7
Dibromochloromethane	< 10	10	< 85.2	85.2		20	2/9/2017	124-48-1
Dichlorodifluoromethane(F-12)	< 20	20	< 99.0	99.0		20	2/9/2017	75-71-8
Dichlorotetrafluoroethane(F-114)	< 10	10	< 69.9	69.9		20	2/9/2017	76-14-2
Ethanol	< 100	100	< 188	188		20	2/9/2017	64-17-5
Ethyl Acetate	< 10	10	< 36.0	36.0		20	2/9/2017	141-78-6
Ethylbenzene	< 10	10	< 43.4	43.4		20	2/9/2017	100-41-4

Airtech Environmental Laboratories (AEL) - AZ 0740

4620 E.Elwood St., Suite 13, Phoenix, AZ 85040 480-968-5888 Fax 480-966-1888

Client:	Tetra Tech	**Client Sample ID:**	SV-1
Project:	Hwy 260 + Johnson Ln	**Project Number:**	--
Lab Order:	17A021	**Collection:**	1/25/2017
Lab ID:	14	**Matrix:**	Soil Vapor

Analyses	ppbv Result	ppbv Limit	ug/M^3 Result	ug/M^3 Limit	Qual	DF	Date Analyzed	CAS#
VOLATILE ORGANICS IN AIR		**TO-15**					Analyst: JJ	
Heptane	< 10	10	< 41.0	41.0		20	2/9/2017	142-82-5
Hexachlorobutadiene	< 20	20	< 213	213		20	2/9/2017	87-68-3
Hexane	< 20	20	< 70.4	70.4		20	2/9/2017	110-54-3
Isopropylbenzene	< 20	20	< 98.4	98.4		20	2/9/2017	98-82-8
m&p-Xylene	< 20	20	< 86.8	86.8		20	2/9/2017	179601-23-1
Methyl tert-butyl ether	< 40	40	< 144	144		20	2/9/2017	1634-04-4
Methylcyclohexane	< 20	20	< 80.4	80.4		20	2/9/2017	108-87-2
Methylene chloride	< 40	40	< 139	139		20	2/9/2017	75-09-2
Naphthalene	< 100	100	< 524	524		20	2/9/2017	91-20-3
Nonane	< 20	20	< 105	105		20	2/9/2017	111-84-2
Octane	< 20	20	< 93.4	93.4		20	2/9/2017	111-65-9
o-Xylene	< 10	10	< 43.4	43.4		20	2/9/2017	95-47-6
Propene (Propylene)	< 20	20	< 34.4	34.4		20	2/9/2017	115-07-1
Propylbenzene	< 20	20	< 98.4	98.4		20	2/9/2017	103-65-1
Sec-Butyl benzene	< 20	20	< 110	110		20	2/9/2017	135-98-8
Styrene	< 10	10	< 42.6	42.6		20	2/9/2017	100-42-5
Tert-Butyl benzene	< 20	20	< 110	110		20	2/9/2017	98-06-6
Tetrachloroethene	**316**	**20**	**2,141**	**136**		20	2/9/2017	127-18-4
Tetrahydrofuran	< 40	40	< 118	118		20	2/9/2017	109-99-9
Toluene	< 10	10	< 37.7	37.7		20	2/9/2017	108-88-3
trans-1,2-Dichloroethene	< 10	10	< 39.6	39.6		20	2/9/2017	156-60-5
trans-1,3-Dichloropropene	< 10	10	< 45.4	45.4		20	2/9/2017	542-75-6
Trichloroethene	< 10	10	< 53.7	53.7		20	2/9/2017	79-01-6
Trichlorofluoromethane(F-11)	< 10	10	< 56.2	56.2		20	2/9/2017	75-69-4
Trichlorotrifluoroethane(F-113)	< 10	10	< 76.6	76.6		20	2/9/2017	76-13-1
Vinyl acetate	< 10	10	< 35.2	35.2		20	2/9/2017	108-05-4
Vinyl chloride	< 10	10	< 25.6	25.6		20	2/9/2017	75-01-4
Surr: 4-Bromofluorobenzene	93.8	70-130	%REC					

Tentatively Identified Compounds (TIC's)

Difluoroethane	< 200	200	ppbv		T4	20	2/9/2017

Airtech Environmental Laboratories (AEL) - AZ 0740

4620 E.Elwood St., Suite 13, Phoenix, AZ 85040 480-968-5888 Fax 480-966-1888

Client:	Tetra Tech	**Client Sample ID:**	SV-2
Project:	Hwy 260 + Johnson Ln	**Project Number:**	--
Lab Order:	17A021	**Collection:**	1/25/2017
Lab ID:	15	**Matrix:**	Soil Vapor

	ppbv		ug/M^3				Date	
Analyses	**Result**	**Limit**	**Result**	**Limit**	**Qual**	**DF**	**Analyzed**	**CAS#**
VOLATILE ORGANICS IN AIR		**TO-15**					Analyst: JJ	
1,1,1-Trichloroethane	< 1.0	1.0	< 5.46	5.46		2	2/9/2017	71-55-6
1,1,2,2-Tetrachloroethane	< 1.0	1.0	< 6.87	6.87		2	2/9/2017	79-34-5
1,1,2-Trichloroethane	< 1.0	1.0	< 5.46	5.46		2	2/9/2017	79-00-5
1,1-Dichloroethane	< 1.0	1.0	< 4.05	4.05		2	2/9/2017	75-34-3
1,1-Dichloroethene	< 1.0	1.0	< 3.97	3.97		2	2/9/2017	75-35-4
1,2,4-Trichlorobenzene	< 4.0	4.0	< 29.7	29.7		2	2/9/2017	120-82-1
1,2,4-Trimethylbenzene	< 1.0	1.0	< 4.92	4.92		2	2/9/2017	95-63-6
1,2-Dibromoethane	< 1.0	1.0	< 7.68	7.68		2	2/9/2017	106-93-4
1,2-Dichlorobenzene	< 1.0	1.0	< 6.01	6.01		2	2/9/2017	95-50-1
1,2-Dichloroethane	< 1.0	1.0	< 4.05	4.05		2	2/9/2017	107-06-2
1,2-Dichloropropane	< 1.0	1.0	< 4.62	4.62		2	2/9/2017	78-87-5
1,3,5-Trimethylbenzene	< 1.0	1.0	< 4.92	4.92		2	2/9/2017	108-67-8
1,3-Butadiene	< 1.0	1.0	< 2.21	2.21		2	2/9/2017	106-99-0
1,3-Dichlorobenzene	< 1.0	1.0	< 6.01	6.01		2	2/9/2017	541-73-1
1,4-Dichlorobenzene	< 1.0	1.0	< 6.01	6.01		2	2/9/2017	106-46-7
1,4-Dioxane	< 4.0	4.0	< 14.4	14.4		2	2/9/2017	123-91-1
2,2,4-Trimethylpentane	< 1.0	1.0	< 4.66	4.66		2	2/9/2017	540-84-1
2-Butanone (MEK)	< 10	10	< 29.5	29.5		2	2/9/2017	78-93-3
2-Hexanone	< 10	10	< 41.0	41.0		2	2/9/2017	591-78-6
2-Propanol (IPA)	< 10	10	< 24.5	24.5		2	2/9/2017	67-63-0
4-Ethyltoluene	< 2.0	2.0	< 9.84	9.84		2	2/9/2017	622-96-8
4-Methyl-2-pentanone (MIK)	< 10	10	< 41.0	41.0		2	2/9/2017	108-10-1
Acetone	**62**	**10**	**146**	**23.8**		2	2/9/2017	67-64-1
Allyl chloride	< 2.0	2.0	< 6.26	6.26		2	2/9/2017	107-05-1
Benzene	**2.9**	**1.0**	**9.31**	**3.19**		2	2/9/2017	71-43-2
Benzyl chloride	< 4.0	4.0	< 20.7	20.7		2	2/9/2017	100-44-7
Bromodichloromethane	< 1.0	1.0	< 6.70	6.70		2	2/9/2017	75-27-4
Bromoethene(Vinyl Bromide)	< 1.0	1.0	< 4.37	4.37		2	2/9/2017	593-60-2
Bromoform	< 1.0	1.0	< 10.3	10.3		2	2/9/2017	75-25-2
Bromomethane	< 1.0	1.0	< 3.88	3.88		2	2/9/2017	74-83-9
Butyl benzene	< 2.0	2.0	< 11.0	11.0		2	2/9/2017	104-51-8
Carbon disulfide	< 4.0	4.0	< 12.4	12.4		2	2/9/2017	75-15-0
Carbon tetrachloride	< 1.0	1.0	< 6.29	6.29		2	2/9/2017	56-23-5
Chlorobenzene	< 1.0	1.0	< 4.60	4.60		2	2/9/2017	108-90-7
Chloroethane	< 1.0	1.0	< 2.64	2.64		2	2/9/2017	75-00-3
Chloroform	< 1.0	1.0	< 4.88	4.88		2	2/9/2017	67-66-3
Chloromethane	< 2.0	2.0	< 4.14	4.14		2	2/9/2017	74-87-3
cis-1,2-Dichloroethene	< 1.0	1.0	< 3.96	3.96		2	2/9/2017	156-59-2
cis-1,3-Dichloropropene	< 1.0	1.0	< 4.54	4.54		2	2/9/2017	542-75-6
Cyclohexane	< 1.0	1.0	< 3.44	3.44		2	2/9/2017	110-82-7
Dibromochloromethane	< 1.0	1.0	< 8.52	8.52		2	2/9/2017	124-48-1
Dichlorodifluoromethane(F-12)	< 2.0	2.0	< 9.90	9.90		2	2/9/2017	75-71-8
Dichlorotetrafluoroethane(F-114)	< 1.0	1.0	< 6.99	6.99		2	2/9/2017	76-14-2
Ethanol	< 10	10	< 18.8	18.8		2	2/9/2017	64-17-5
Ethyl Acetate	< 1.0	1.0	< 3.60	3.60		2	2/9/2017	141-78-6
Ethylbenzene	< 1.0	1.0	< 4.34	4.34		2	2/9/2017	100-41-4

Airtech Environmental Laboratories (AEL) - AZ 0740

4620 E.Elwood St., Suite 13, Phoenix, AZ 85040 480-968-5888 Fax 480-966-1888

Client:	Tetra Tech	**Client Sample ID:**	SV-2
Project:	Hwy 260 + Johnson Ln	**Project Number:**	--
Lab Order:	17A021	**Collection:**	1/25/2017
Lab ID:	15	**Matrix:**	Soil Vapor

Analyses	ppbv Result	ppbv Limit	ug/M^3 Result	ug/M^3 Limit	Qual	DF	Date Analyzed	CAS#
VOLATILE ORGANICS IN AIR		**TO-15**					Analyst: JJ	
Heptane	< 1.0	1.0	< 4.10	4.10		2	2/9/2017	142-82-5
Hexachlorobutadiene	< 2.0	2.0	< 21.3	21.3		2	2/9/2017	87-68-3
Hexane	**6.0**	**2.0**	**21.0**	**7.04**		2	2/9/2017	110-54-3
Isopropylbenzene	< 2.0	2.0	< 9.84	9.84		2	2/9/2017	98-82-8
m&p-Xylene	< 2.0	2.0	< 8.68	8.68		2	2/9/2017	179601-23-1
Methyl tert-butyl ether	< 4.0	4.0	< 14.4	14.4		2	2/9/2017	1634-04-4
Methylcyclohexane	< 2.0	2.0	< 8.04	8.04		2	2/9/2017	108-87-2
Methylene chloride	< 4.0	4.0	< 13.9	13.9		2	2/9/2017	75-09-2
Naphthalene	< 10	10	< 52.4	52.4		2	2/9/2017	91-20-3
Nonane	< 2.0	2.0	< 10.5	10.5		2	2/9/2017	111-84-2
Octane	< 2.0	2.0	< 9.34	9.34		2	2/9/2017	111-65-9
o-Xylene	< 1.0	1.0	< 4.34	4.34		2	2/9/2017	95-47-6
Propene (Propylene)	< 2.0	2.0	< 3.44	3.44		2	2/9/2017	115-07-1
Propylbenzene	< 2.0	2.0	< 9.84	9.84		2	2/9/2017	103-65-1
Sec-Butyl benzene	< 2.0	2.0	< 11.0	11.0		2	2/9/2017	135-98-8
Styrene	< 1.0	1.0	< 4.26	4.26		2	2/9/2017	100-42-5
Tert-Butyl benzene	< 2.0	2.0	< 11.0	11.0		2	2/9/2017	98-06-6
Tetrachloroethene	**30**	**2.0**	**203**	**13.6**		2	2/9/2017	127-18-4
Tetrahydrofuran	< 4.0	4.0	< 11.8	11.8		2	2/9/2017	109-99-9
Toluene	**2.1**	**1.0**	**7.84**	**3.77**		2	2/9/2017	108-88-3
trans-1,2-Dichloroethene	< 1.0	1.0	< 3.96	3.96		2	2/9/2017	156-60-5
trans-1,3-Dichloropropene	< 1.0	1.0	< 4.54	4.54		2	2/9/2017	542-75-6
Trichloroethene	< 1.0	1.0	< 5.37	5.37		2	2/9/2017	79-01-6
Trichlorofluoromethane(F-11)	< 1.0	1.0	< 5.62	5.62		2	2/9/2017	75-69-4
Trichlorotrifluoroethane(F-113)	< 1.0	1.0	< 7.66	7.66		2	2/9/2017	76-13-1
Vinyl acetate	< 1.0	1.0	< 3.52	3.52		2	2/9/2017	108-05-4
Vinyl chloride	< 1.0	1.0	< 2.56	2.56		2	2/9/2017	75-01-4
Surr: 4-Bromofluorobenzene	98.5	70-130	%REC					

Tentatively Identified Compounds (TIC's)

Difluoroethane	< 20	20	ppbv		T4	2	2/9/2017

Airtech Environmental Laboratories (AEL) - AZ 0740

4620 E.Elwood St., Suite 13, Phoenix, AZ 85040 480-968-5888 Fax 480-966-1888

Client:	Tetra Tech	**Client Sample ID:**	SV-4
Project:	Hwy 260 + Johnson Ln	**Project Number:**	--
Lab Order:	17A021	**Collection:**	1/25/2017
Lab ID:	16	**Matrix:**	Soil Vapor

	ppbv		ug/M^3				Date	
Analyses	**Result**	**Limit**	**Result**	**Limit**	**Qual**	**DF**	**Analyzed**	**CAS#**
VOLATILE ORGANICS IN AIR		**TO-15**					Analyst: JJ	
1,1,1-Trichloroethane	< 1.0	1.0	< 5.46	5.46		2	2/9/2017	71-55-6
1,1,2,2-Tetrachloroethane	< 1.0	1.0	< 6.87	6.87		2	2/9/2017	79-34-5
1,1,2-Trichloroethane	< 1.0	1.0	< 5.46	5.46		2	2/9/2017	79-00-5
1,1-Dichloroethane	< 1.0	1.0	< 4.05	4.05		2	2/9/2017	75-34-3
1,1-Dichloroethene	< 1.0	1.0	< 3.97	3.97		2	2/9/2017	75-35-4
1,2,4-Trichlorobenzene	< 4.0	4.0	< 29.7	29.7		2	2/9/2017	120-82-1
1,2,4-Trimethylbenzene	< 1.0	1.0	< 4.92	4.92		2	2/9/2017	95-63-6
1,2-Dibromoethane	< 1.0	1.0	< 7.68	7.68		2	2/9/2017	106-93-4
1,2-Dichlorobenzene	< 1.0	1.0	< 6.01	6.01		2	2/9/2017	95-50-1
1,2-Dichloroethane	< 1.0	1.0	< 4.05	4.05		2	2/9/2017	107-06-2
1,2-Dichloropropane	< 1.0	1.0	< 4.62	4.62		2	2/9/2017	78-87-5
1,3,5-Trimethylbenzene	< 1.0	1.0	< 4.92	4.92		2	2/9/2017	108-67-8
1,3-Butadiene	< 1.0	1.0	< 2.21	2.21		2	2/9/2017	106-99-0
1,3-Dichlorobenzene	< 1.0	1.0	< 6.01	6.01		2	2/9/2017	541-73-1
1,4-Dichlorobenzene	< 1.0	1.0	< 6.01	6.01		2	2/9/2017	106-46-7
1,4-Dioxane	< 4.0	4.0	< 14.4	14.4		2	2/9/2017	123-91-1
2,2,4-Trimethylpentane	< 1.0	1.0	< 4.66	4.66		2	2/9/2017	540-84-1
2-Butanone (MEK)	< 10	10	< 29.5	29.5		2	2/9/2017	78-93-3
2-Hexanone	< 10	10	< 41.0	41.0		2	2/9/2017	591-78-6
2-Propanol (IPA)	< 10	10	< 24.5	24.5		2	2/9/2017	67-63-0
4-Ethyltoluene	< 2.0	2.0	< 9.84	9.84		2	2/9/2017	622-96-8
4-Methyl-2-pentanone (MIK)	< 10	10	< 41.0	41.0		2	2/9/2017	108-10-1
Acetone	**30**	**10**	**70.7**	**23.8**		2	2/9/2017	67-64-1
Allyl chloride	< 2.0	2.0	< 6.26	6.26		2	2/9/2017	107-05-1
Benzene	**1.8**	**1.0**	**5.81**	**3.19**		2	2/9/2017	71-43-2
Benzyl chloride	< 4.0	4.0	< 20.7	20.7		2	2/9/2017	100-44-7
Bromodichloromethane	< 1.0	1.0	< 6.70	6.70		2	2/9/2017	75-27-4
Bromoethene(Vinyl Bromide)	< 1.0	1.0	< 4.37	4.37		2	2/9/2017	593-60-2
Bromoform	< 1.0	1.0	< 10.3	10.3		2	2/9/2017	75-25-2
Bromomethane	< 1.0	1.0	< 3.88	3.88		2	2/9/2017	74-83-9
Butyl benzene	< 2.0	2.0	< 11.0	11.0		2	2/9/2017	104-51-8
Carbon disulfide	< 4.0	4.0	< 12.4	12.4		2	2/9/2017	75-15-0
Carbon tetrachloride	< 1.0	1.0	< 6.29	6.29		2	2/9/2017	56-23-5
Chlorobenzene	< 1.0	1.0	< 4.60	4.60		2	2/9/2017	108-90-7
Chloroethane	< 1.0	1.0	< 2.64	2.64		2	2/9/2017	75-00-3
Chloroform	< 1.0	1.0	< 4.88	4.88		2	2/9/2017	67-66-3
Chloromethane	< 2.0	2.0	< 4.14	4.14		2	2/9/2017	74-87-3
cis-1,2-Dichloroethene	< 1.0	1.0	< 3.96	3.96		2	2/9/2017	156-59-2
cis-1,3-Dichloropropene	< 1.0	1.0	< 4.54	4.54		2	2/9/2017	542-75-6
Cyclohexane	< 1.0	1.0	< 3.44	3.44		2	2/9/2017	110-82-7
Dibromochloromethane	< 1.0	1.0	< 8.52	8.52		2	2/9/2017	124-48-1
Dichlorodifluoromethane(F-12)	< 2.0	2.0	< 9.90	9.90		2	2/9/2017	75-71-8
Dichlorotetrafluoroethane(F-114)	< 1.0	1.0	< 6.99	6.99		2	2/9/2017	76-14-2
Ethanol	< 10	10	< 18.8	18.8		2	2/9/2017	64-17-5
Ethyl Acetate	< 1.0	1.0	< 3.60	3.60		2	2/9/2017	141-78-6
Ethylbenzene	< 1.0	1.0	< 4.34	4.34		2	2/9/2017	100-41-4

Airtech Environmental Laboratories (AEL) - AZ 0740

4620 E.Elwood St., Suite 13, Phoenix, AZ 85040 480-968-5888 Fax 480-966-1888

Client:	Tetra Tech	**Client Sample ID:**	SV-4
Project:	Hwy 260 + Johnson Ln	**Project Number:**	--
Lab Order:	17A021	**Collection:**	1/25/2017
Lab ID:	16	**Matrix:**	Soil Vapor

Analyses	ppbv Result	ppbv Limit	ug/M^3 Result	ug/M^3 Limit	Qual	DF	Date Analyzed	CAS#
VOLATILE ORGANICS IN AIR		**TO-15**					Analyst: JJ	
Heptane	< 1.0	1.0	< 4.10	4.10		2	2/9/2017	142-82-5
Hexachlorobutadiene	< 2.0	2.0	< 21.3	21.3		2	2/9/2017	87-68-3
Hexane	< 2.0	2.0	< 7.04	7.04		2	2/9/2017	110-54-3
Isopropylbenzene	< 2.0	2.0	< 9.84	9.84		2	2/9/2017	98-82-8
m&p-Xylene	< 2.0	2.0	< 8.68	8.68		2	2/9/2017	179601-23-1
Methyl tert-butyl ether	< 4.0	4.0	< 14.4	14.4		2	2/9/2017	1634-04-4
Methylcyclohexane	< 2.0	2.0	< 8.04	8.04		2	2/9/2017	108-87-2
Methylene chloride	< 4.0	4.0	< 13.9	13.9		2	2/9/2017	75-09-2
Naphthalene	< 10	10	< 52.4	52.4		2	2/9/2017	91-20-3
Nonane	< 2.0	2.0	< 10.5	10.5		2	2/9/2017	111-84-2
Octane	**2.9**	**2.0**	**13.4**	**9.34**		2	2/9/2017	111-65-9
o-Xylene	< 1.0	1.0	< 4.34	4.34		2	2/9/2017	95-47-6
Propene (Propylene)	< 2.0	2.0	< 3.44	3.44		2	2/9/2017	115-07-1
Propylbenzene	< 2.0	2.0	< 9.84	9.84		2	2/9/2017	103-65-1
Sec-Butyl benzene	< 2.0	2.0	< 11.0	11.0		2	2/9/2017	135-98-8
Styrene	< 1.0	1.0	< 4.26	4.26		2	2/9/2017	100-42-5
Tert-Butyl benzene	< 2.0	2.0	< 11.0	11.0		2	2/9/2017	98-06-6
Tetrachloroethene	< 2.0	2.0	< 13.6	13.6		2	2/9/2017	127-18-4
Tetrahydrofuran	< 4.0	4.0	< 11.8	11.8		2	2/9/2017	109-99-9
Toluene	**2.2**	**1.0**	**8.29**	**3.77**		2	2/9/2017	108-88-3
trans-1,2-Dichloroethene	< 1.0	1.0	< 3.96	3.96		2	2/9/2017	156-60-5
trans-1,3-Dichloropropene	< 1.0	1.0	< 4.54	4.54		2	2/9/2017	542-75-6
Trichloroethene	< 1.0	1.0	< 5.37	5.37		2	2/9/2017	79-01-6
Trichlorofluoromethane(F-11)	< 1.0	1.0	< 5.62	5.62		2	2/9/2017	75-69-4
Trichlorotrifluoroethane(F-113)	< 1.0	1.0	< 7.66	7.66		2	2/9/2017	76-13-1
Vinyl acetate	< 1.0	1.0	< 3.52	3.52		2	2/9/2017	108-05-4
Vinyl chloride	< 1.0	1.0	< 2.56	2.56		2	2/9/2017	75-01-4
Surr: 4-Bromofluorobenzene	98.4	70-130	%REC					

Tentatively Identified Compounds (TIC's)

Difluoroethane	< 20	20	ppbv		T4	2	2/9/2017

Airtech Environmental Laboratories (AEL) - AZ 0740

4620 E.Elwood St., Suite 13, Phoenix, AZ 85040 480-968-5888 Fax 480-966-1888

Client:	Tetra Tech	**Client Sample ID:**	Earl Ambient Air
Project:	Hwy 260 + Johnson Ln	**Project Number:**	--
Lab Order:	17A021	**Collection:**	1/23/2017
Lab ID:	17	**Matrix:**	Ambient Air

Analyses	ppbv Result	ppbv Limit	ug/M^3 Result	ug/M^3 Limit	Qual	DF	Date Analyzed	CAS#
VOLATILE ORGANICS IN AIR		**TO-15**					Analyst: JJ	
1,1,1-Trichloroethane	< 0.5	0.5	< 2.73	2.73		1	2/8/2017	71-55-6
1,1,2,2-Tetrachloroethane	< 0.5	0.5	< 3.44	3.44		1	2/8/2017	79-34-5
1,1,2-Trichloroethane	< 0.5	0.5	< 2.73	2.73		1	2/8/2017	79-00-5
1,1-Dichloroethane	< 0.5	0.5	< 2.03	2.03		1	2/8/2017	75-34-3
1,1-Dichloroethene	< 0.5	0.5	< 1.99	1.99		1	2/8/2017	75-35-4
1,2,4-Trichlorobenzene	< 2.0	2.0	< 14.8	14.8		1	2/8/2017	120-82-1
1,2,4-Trimethylbenzene	< 0.5	0.5	< 2.46	2.46		1	2/8/2017	95-63-6
1,2-Dibromoethane	< 0.5	0.5	< 3.84	3.84		1	2/8/2017	106-93-4
1,2-Dichlorobenzene	< 0.5	0.5	< 3.01	3.01		1	2/8/2017	95-50-1
1,2-Dichloroethane	< 0.5	0.5	< 2.03	2.03		1	2/8/2017	107-06-2
1,2-Dichloropropane	< 0.5	0.5	< 2.31	2.31		1	2/8/2017	78-87-5
1,3,5-Trimethylbenzene	< 0.5	0.5	< 2.46	2.46		1	2/8/2017	108-67-8
1,3-Butadiene	< 0.5	0.5	< 1.11	1.11		1	2/8/2017	106-99-0
1,3-Dichlorobenzene	< 0.5	0.5	< 3.01	3.01		1	2/8/2017	541-73-1
1,4-Dichlorobenzene	< 0.5	0.5	< 3.01	3.01		1	2/8/2017	106-46-7
1,4-Dioxane	< 2.0	2.0	< 7.20	7.20		1	2/8/2017	123-91-1
2,2,4-Trimethylpentane	< 0.5	0.5	< 2.33	2.33		1	2/8/2017	540-84-1
2-Butanone (MEK)	< 5.0	5.0	< 14.8	14.8		1	2/8/2017	78-93-3
2-Hexanone	< 5.0	5.0	< 20.5	20.5		1	2/8/2017	591-78-6
2-Propanol (IPA)	< 5.0	5.0	< 12.3	12.3		1	2/8/2017	67-63-0
4-Ethyltoluene	< 1.0	1.0	< 4.92	4.92		1	2/8/2017	622-96-8
4-Methyl-2-pentanone (MIK)	< 5.0	5.0	< 20.5	20.5		1	2/8/2017	108-10-1
Acetone	< 5.0	5.0	< 11.9	11.9		1	2/8/2017	67-64-1
Allyl chloride	< 1.0	1.0	< 3.13	3.13		1	2/8/2017	107-05-1
Benzene	< 0.5	0.5	< 1.60	1.60		1	2/8/2017	71-43-2
Benzyl chloride	< 2.0	2.0	< 10.4	10.4		1	2/8/2017	100-44-7
Bromodichloromethane	< 0.5	0.5	< 3.35	3.35		1	2/8/2017	75-27-4
Bromoethene(Vinyl Bromide)	< 0.5	0.5	< 2.19	2.19		1	2/8/2017	593-60-2
Bromoform	< 0.5	0.5	< 5.17	5.17		1	2/8/2017	75-25-2
Bromomethane	< 0.5	0.5	< 1.94	1.94		1	2/8/2017	74-83-9
Butyl benzene	< 1.0	1.0	< 5.49	5.49		1	2/8/2017	104-51-8
Carbon disulfide	< 2.0	2.0	< 6.22	6.22		1	2/8/2017	75-15-0
Carbon tetrachloride	< 0.5	0.5	< 3.15	3.15		1	2/8/2017	56-23-5
Chlorobenzene	< 0.5	0.5	< 2.30	2.30		1	2/8/2017	108-90-7
Chloroethane	< 0.5	0.5	< 1.32	1.32		1	2/8/2017	75-00-3
Chloroform	< 0.5	0.5	< 2.44	2.44		1	2/8/2017	67-66-3
Chloromethane	< 1.0	1.0	< 2.07	2.07		1	2/8/2017	74-87-3
cis-1,2-Dichloroethene	< 0.5	0.5	< 1.98	1.98		1	2/8/2017	156-59-2
cis-1,3-Dichloropropene	< 0.5	0.5	< 2.27	2.27		1	2/8/2017	542-75-6
Cyclohexane	< 0.5	0.5	< 1.72	1.72		1	2/8/2017	110-82-7
Dibromochloromethane	< 0.5	0.5	< 4.26	4.26		1	2/8/2017	124-48-1
Dichlorodifluoromethane(F-12)	< 1.0	1.0	< 4.95	4.95		1	2/8/2017	75-71-8
Dichlorotetrafluoroethane(F-114)	< 0.5	0.5	< 3.50	3.50		1	2/8/2017	76-14-2
Ethanol	< 5.0	5.0	< 9.40	9.40		1	2/8/2017	64-17-5
Ethyl Acetate	< 0.5	0.5	< 1.80	1.80		1	2/8/2017	141-78-6
Ethylbenzene	< 0.5	0.5	< 2.17	2.17		1	2/8/2017	100-41-4

Airtech Environmental Laboratories (AEL) - AZ 0740

4620 E.Elwood St., Suite 13, Phoenix, AZ 85040 480-968-5888 Fax 480-966-1888

Client:	Tetra Tech	**Client Sample ID:**	Earl Ambient Air
Project:	Hwy 260 + Johnson Ln	**Project Number:**	--
Lab Order:	17A021	**Collection:**	1/23/2017
Lab ID:	17	**Matrix:**	Ambient Air

Analyses	ppbv Result	ppbv Limit	ug/M^3 Result	ug/M^3 Limit	Qual	DF	Date Analyzed	CAS#
VOLATILE ORGANICS IN AIR		**TO-15**					Analyst: JJ	
Heptane	< 0.5	0.5	< 2.05	2.05		1	2/8/2017	142-82-5
Hexachlorobutadiene	< 1.0	1.0	< 10.7	10.7		1	2/8/2017	87-68-3
Hexane	< 1.0	1.0	< 3.52	3.52		1	2/8/2017	110-54-3
Isopropylbenzene	< 1.0	1.0	< 4.92	4.92		1	2/8/2017	98-82-8
m&p-Xylene	< 1.0	1.0	< 4.34	4.34		1	2/8/2017	179601-23-1
Methyl tert-butyl ether	< 2.0	2.0	< 7.22	7.22		1	2/8/2017	1634-04-4
Methylcyclohexane	< 1.0	1.0	< 4.02	4.02		1	2/8/2017	108-87-2
Methylene chloride	< 2.0	2.0	< 6.94	6.94		1	2/8/2017	75-09-2
Naphthalene	< 5.0	5.0	< 26.2	26.2		1	2/8/2017	91-20-3
Nonane	< 1.0	1.0	< 5.24	5.24		1	2/8/2017	111-84-2
Octane	< 1.0	1.0	< 4.67	4.67		1	2/8/2017	111-65-9
o-Xylene	< 0.5	0.5	< 2.17	2.17		1	2/8/2017	95-47-6
Propene (Propylene)	< 1.0	1.0	< 1.72	1.72		1	2/8/2017	115-07-1
Propylbenzene	< 1.0	1.0	< 4.92	4.92		1	2/8/2017	103-65-1
Sec-Butyl benzene	< 1.0	1.0	< 5.49	5.49		1	2/8/2017	135-98-8
Styrene	< 0.5	0.5	< 2.13	2.13		1	2/8/2017	100-42-5
Tert-Butyl benzene	< 1.0	1.0	< 5.49	5.49		1	2/8/2017	98-06-6
Tetrachloroethene	< 1.0	1.0	< 6.78	6.78		1	2/8/2017	127-18-4
Tetrahydrofuran	< 2.0	2.0	< 5.90	5.90		1	2/8/2017	109-99-9
Toluene	< 0.5	0.5	< 1.89	1.89		1	2/8/2017	108-88-3
trans-1,2-Dichloroethene	< 0.5	0.5	< 1.98	1.98		1	2/8/2017	156-60-5
trans-1,3-Dichloropropene	< 0.5	0.5	< 2.27	2.27		1	2/8/2017	542-75-6
Trichloroethene	< 0.5	0.5	< 2.69	2.69		1	2/8/2017	79-01-6
Trichlorofluoromethane(F-11)	< 0.5	0.5	< 2.81	2.81		1	2/8/2017	75-69-4
Trichlorotrifluoroethane(F-113)	< 0.5	0.5	< 3.83	3.83		1	2/8/2017	76-13-1
Vinyl acetate	< 0.5	0.5	< 1.76	1.76		1	2/8/2017	108-05-4
Vinyl chloride	< 0.5	0.5	< 1.28	1.28		1	2/8/2017	75-01-4
Surr: 4-Bromofluorobenzene	96.6	70-130	%REC					

Tentatively Identified Compounds (TIC's)

Difluoroethane	< 10	10	ppbv		T4	1	2/8/2017

Airtech Environmental Laboratories (AEL) - AZ 0740

4620 E.Elwood St., Suite 13, Phoenix, AZ 85040 480-968-5888 Fax 480-966-1888

Client:	Tetra Tech	**Client Sample ID:**	Earl Dup
Project:	Hwy 260 + Johnson Ln	**Project Number:**	--
Lab Order:	17A021	**Collection:**	1/23/2017
Lab ID:	18	**Matrix:**	Soil Vapor

	ppbv		ug/M^3				Date	
Analyses	**Result**	**Limit**	**Result**	**Limit**	**Qual**	**DF**	**Analyzed**	**CAS#**
VOLATILE ORGANICS IN AIR		**TO-15**					Analyst: JJ	
1,1,1-Trichloroethane	< 1.0	1.0	< 5.46	5.46		2	2/8/2017	71-55-6
1,1,2,2-Tetrachloroethane	< 1.0	1.0	< 6.87	6.87		2	2/8/2017	79-34-5
1,1,2-Trichloroethane	< 1.0	1.0	< 5.46	5.46		2	2/8/2017	79-00-5
1,1-Dichloroethane	< 1.0	1.0	< 4.05	4.05		2	2/8/2017	75-34-3
1,1-Dichloroethene	< 1.0	1.0	< 3.97	3.97		2	2/8/2017	75-35-4
1,2,4-Trichlorobenzene	< 4.0	4.0	< 29.7	29.7		2	2/8/2017	120-82-1
1,2,4-Trimethylbenzene	< 1.0	1.0	< 4.92	4.92		2	2/8/2017	95-63-6
1,2-Dibromoethane	< 1.0	1.0	< 7.68	7.68		2	2/8/2017	106-93-4
1,2-Dichlorobenzene	< 1.0	1.0	< 6.01	6.01		2	2/8/2017	95-50-1
1,2-Dichloroethane	< 1.0	1.0	< 4.05	4.05		2	2/8/2017	107-06-2
1,2-Dichloropropane	< 1.0	1.0	< 4.62	4.62		2	2/8/2017	78-87-5
1,3,5-Trimethylbenzene	< 1.0	1.0	< 4.92	4.92		2	2/8/2017	108-67-8
1,3-Butadiene	< 1.0	1.0	< 2.21	2.21		2	2/8/2017	106-99-0
1,3-Dichlorobenzene	< 1.0	1.0	< 6.01	6.01		2	2/8/2017	541-73-1
1,4-Dichlorobenzene	< 1.0	1.0	< 6.01	6.01		2	2/8/2017	106-46-7
1,4-Dioxane	< 4.0	4.0	< 14.4	14.4		2	2/8/2017	123-91-1
2,2,4-Trimethylpentane	< 1.0	1.0	< 4.66	4.66		2	2/8/2017	540-84-1
2-Butanone (MEK)	< 10	10	< 29.5	29.5		2	2/8/2017	78-93-3
2-Hexanone	< 10	10	< 41.0	41.0		2	2/8/2017	591-78-6
2-Propanol (IPA)	< 10	10	< 24.5	24.5		2	2/8/2017	67-63-0
4-Ethyltoluene	< 2.0	2.0	< 9.84	9.84		2	2/8/2017	622-96-8
4-Methyl-2-pentanone (MIK)	< 10	10	< 41.0	41.0		2	2/8/2017	108-10-1
Acetone	**24**	**10**	**57.2**	**23.8**		2	2/8/2017	67-64-1
Allyl chloride	< 2.0	2.0	< 6.26	6.26		2	2/8/2017	107-05-1
Benzene	**1.1**	**1.0**	**3.64**	**3.19**		2	2/8/2017	71-43-2
Benzyl chloride	< 4.0	4.0	< 20.7	20.7		2	2/8/2017	100-44-7
Bromodichloromethane	< 1.0	1.0	< 6.70	6.70		2	2/8/2017	75-27-4
Bromoethene(Vinyl Bromide)	< 1.0	1.0	< 4.37	4.37		2	2/8/2017	593-60-2
Bromoform	< 1.0	1.0	< 10.3	10.3		2	2/8/2017	75-25-2
Bromomethane	< 1.0	1.0	< 3.88	3.88		2	2/8/2017	74-83-9
Butyl benzene	< 2.0	2.0	< 11.0	11.0		2	2/8/2017	104-51-8
Carbon disulfide	< 4.0	4.0	< 12.4	12.4		2	2/8/2017	75-15-0
Carbon tetrachloride	< 1.0	1.0	< 6.29	6.29		2	2/8/2017	56-23-5
Chlorobenzene	< 1.0	1.0	< 4.60	4.60		2	2/8/2017	108-90-7
Chloroethane	< 1.0	1.0	< 2.64	2.64		2	2/8/2017	75-00-3
Chloroform	< 1.0	1.0	< 4.88	4.88		2	2/8/2017	67-66-3
Chloromethane	< 2.0	2.0	< 4.14	4.14		2	2/8/2017	74-87-3
cis-1,2-Dichloroethene	< 1.0	1.0	< 3.96	3.96		2	2/8/2017	156-59-2
cis-1,3-Dichloropropene	< 1.0	1.0	< 4.54	4.54		2	2/8/2017	542-75-6
Cyclohexane	< 1.0	1.0	< 3.44	3.44		2	2/8/2017	110-82-7
Dibromochloromethane	< 1.0	1.0	< 8.52	8.52		2	2/8/2017	124-48-1
Dichlorodifluoromethane(F-12)	< 2.0	2.0	< 9.90	9.90		2	2/8/2017	75-71-8
Dichlorotetrafluoroethane(F-114)	< 1.0	1.0	< 6.99	6.99		2	2/8/2017	76-14-2
Ethanol	< 10	10	< 18.8	18.8		2	2/8/2017	64-17-5
Ethyl Acetate	< 1.0	1.0	< 3.60	3.60		2	2/8/2017	141-78-6
Ethylbenzene	< 1.0	1.0	< 4.34	4.34		2	2/8/2017	100-41-4

Airtech Environmental Laboratories (AEL) - AZ 0740

4620 E.Elwood St., Suite 13, Phoenix, AZ 85040 480-968-5888 Fax 480-966-1888

Client:	Tetra Tech	**Client Sample ID:**	Earl Dup
Project:	Hwy 260 + Johnson Ln	**Project Number:**	--
Lab Order:	17A021	**Collection:**	1/23/2017
Lab ID:	18	**Matrix:**	Soil Vapor

Analyses	ppbv Result	ppbv Limit	ug/M^3 Result	ug/M^3 Limit	Qual	DF	Date Analyzed	CAS#
VOLATILE ORGANICS IN AIR		**TO-15**					Analyst: JJ	
Heptane	< 1.0	1.0	< 4.10	4.10		2	2/8/2017	142-82-5
Hexachlorobutadiene	< 2.0	2.0	< 21.3	21.3		2	2/8/2017	87-68-3
Hexane	< 2.0	2.0	< 7.04	7.04		2	2/8/2017	110-54-3
Isopropylbenzene	< 2.0	2.0	< 9.84	9.84		2	2/8/2017	98-82-8
m&p-Xylene	< 2.0	2.0	< 8.68	8.68		2	2/8/2017	179601-23-1
Methyl tert-butyl ether	< 4.0	4.0	< 14.4	14.4		2	2/8/2017	1634-04-4
Methylcyclohexane	< 2.0	2.0	< 8.04	8.04		2	2/8/2017	108-87-2
Methylene chloride	< 4.0	4.0	< 13.9	13.9		2	2/8/2017	75-09-2
Naphthalene	< 10	10	< 52.4	52.4		2	2/8/2017	91-20-3
Nonane	< 2.0	2.0	< 10.5	10.5		2	2/8/2017	111-84-2
Octane	**6.2**	**2.0**	**28.9**	**9.34**		2	2/8/2017	111-65-9
o-Xylene	< 1.0	1.0	< 4.34	4.34		2	2/8/2017	95-47-6
Propene (Propylene)	< 2.0	2.0	< 3.44	3.44		2	2/8/2017	115-07-1
Propylbenzene	< 2.0	2.0	< 9.84	9.84		2	2/8/2017	103-65-1
Sec-Butyl benzene	< 2.0	2.0	< 11.0	11.0		2	2/8/2017	135-98-8
Styrene	< 1.0	1.0	< 4.26	4.26		2	2/8/2017	100-42-5
Tert-Butyl benzene	< 2.0	2.0	< 11.0	11.0		2	2/8/2017	98-06-6
Tetrachloroethene	**351**	**20**	**2,378**	**136**		20	2/9/2017	127-18-4
Tetrahydrofuran	< 4.0	4.0	< 11.8	11.8		2	2/8/2017	109-99-9
Toluene	< 1.0	1.0	< 3.77	3.77		2	2/8/2017	108-88-3
trans-1,2-Dichloroethene	< 1.0	1.0	< 3.96	3.96		2	2/8/2017	156-60-5
trans-1,3-Dichloropropene	< 1.0	1.0	< 4.54	4.54		2	2/8/2017	542-75-6
Trichloroethene	< 1.0	1.0	< 5.37	5.37		2	2/8/2017	79-01-6
Trichlorofluoromethane(F-11)	< 1.0	1.0	< 5.62	5.62		2	2/8/2017	75-69-4
Trichlorotrifluoroethane(F-113)	< 1.0	1.0	< 7.66	7.66		2	2/8/2017	76-13-1
Vinyl acetate	< 1.0	1.0	< 3.52	3.52		2	2/8/2017	108-05-4
Vinyl chloride	< 1.0	1.0	< 2.56	2.56		2	2/8/2017	75-01-4
Surr: 4-Bromofluorobenzene	94.1	70-130	%REC					

Tentatively Identified Compounds (TIC's)

Difluoroethane	< 20	20	ppbv		T4	2	2/8/2017

Airtech Environmental Laboratories (AEL) - AZ 0740

4620 E.Elwood St., Suite 13, Phoenix, AZ 85040 480-968-5888 Fax 480-966-1888

Client:	Tetra Tech	**Client Sample ID:**	N/A
Project:	Hwy 260 + Johnson Ln	**Project Number:**	--
Lab Order:	17A021	**Collection:**	N/A
Lab ID:	Blank	**Matrix:**	Nitrogen

Method QC Data

Batch: MS010208 Analyst: JJ

Analyses	ppbv Result	ppbv Limit	ug/M^3 Result	ug/M^3 Limit	Qual	DF	Date Analyzed	CAS#
VOLATILE ORGANICS IN AIR		**TO-15**					Analyst: JJ	
1,1,1-Trichloroethane	< 0.5	0.5	< 2.73	2.73		1	2/8/2017	71-55-6
1,1,2,2-Tetrachloroethane	< 0.5	0.5	< 3.44	3.44		1	2/8/2017	79-34-5
1,1,2-Trichloroethane	< 0.5	0.5	< 2.73	2.73		1	2/8/2017	79-00-5
1,1-Dichloroethane	< 0.5	0.5	< 2.03	2.03		1	2/8/2017	75-34-3
1,1-Dichloroethene	< 0.5	0.5	< 1.99	1.99		1	2/8/2017	75-35-4
1,2,4-Trichlorobenzene	< 2.0	2.0	< 14.8	14.8		1	2/8/2017	120-82-1
1,2,4-Trimethylbenzene	< 0.5	0.5	< 2.46	2.46		1	2/8/2017	95-63-6
1,2-Dibromoethane	< 0.5	0.5	< 3.84	3.84		1	2/8/2017	106-93-4
1,2-Dichlorobenzene	< 0.5	0.5	< 3.01	3.01		1	2/8/2017	95-50-1
1,2-Dichloroethane	< 0.5	0.5	< 2.03	2.03		1	2/8/2017	107-06-2
1,2-Dichloropropane	< 0.5	0.5	< 2.31	2.31		1	2/8/2017	78-87-5
1,3,5-Trimethylbenzene	< 0.5	0.5	< 2.46	2.46		1	2/8/2017	108-67-8
1,3-Butadiene	< 0.5	0.5	< 1.11	1.11		1	2/8/2017	106-99-0
1,3-Dichlorobenzene	< 0.5	0.5	< 3.01	3.01		1	2/8/2017	541-73-1
1,4-Dichlorobenzene	< 0.5	0.5	< 3.01	3.01		1	2/8/2017	106-46-7
1,4-Dioxane	< 2.0	2.0	< 7.20	7.20		1	2/8/2017	123-91-1
2,2,4-Trimethylpentane	< 0.5	0.5	< 2.33	2.33		1	2/8/2017	540-84-1
2-Butanone (MEK)	< 5.0	5.0	< 14.8	14.8		1	2/8/2017	78-93-3
2-Hexanone	< 5.0	5.0	< 20.5	20.5		1	2/8/2017	591-78-6
2-Propanol (IPA)	< 5.0	5.0	< 12.3	12.3		1	2/8/2017	67-63-0
4-Ethyltoluene	< 1.0	1.0	< 4.92	4.92		1	2/8/2017	622-96-8
4-Methyl-2-pentanone (MIK)	< 5.0	5.0	< 20.5	20.5		1	2/8/2017	108-10-1
Acetone	< 5.0	5.0	< 11.9	11.9		1	2/8/2017	67-64-1
Allyl chloride	< 1.0	1.0	< 3.13	3.13		1	2/8/2017	107-05-1
Benzene	< 0.5	0.5	< 1.60	1.60		1	2/8/2017	71-43-2
Benzyl chloride	< 2.0	2.0	< 10.4	10.4		1	2/8/2017	100-44-7
Bromodichloromethane	< 0.5	0.5	< 3.35	3.35		1	2/8/2017	75-27-4
Bromoethene(Vinyl Bromide)	< 0.5	0.5	< 2.19	2.19		1	2/8/2017	593-60-2
Bromoform	< 0.5	0.5	< 5.17	5.17		1	2/8/2017	75-25-2
Bromomethane	< 0.5	0.5	< 1.94	1.94		1	2/8/2017	74-83-9
Butyl benzene	< 1.0	1.0	< 5.49	5.49		1	2/8/2017	104-51-8
Carbon disulfide	< 2.0	2.0	< 6.22	6.22		1	2/8/2017	75-15-0
Carbon tetrachloride	< 0.5	0.5	< 3.15	3.15		1	2/8/2017	56-23-5
Chlorobenzene	< 0.5	0.5	< 2.30	2.30		1	2/8/2017	108-90-7
Chloroethane	< 0.5	0.5	< 1.32	1.32		1	2/8/2017	75-00-3
Chloroform	< 0.5	0.5	< 2.44	2.44		1	2/8/2017	67-66-3
Chloromethane	< 1.0	1.0	< 2.07	2.07		1	2/8/2017	74-87-3
cis-1,2-Dichloroethene	< 0.5	0.5	< 1.98	1.98		1	2/8/2017	156-59-2
cis-1,3-Dichloropropene	< 0.5	0.5	< 2.27	2.27		1	2/8/2017	542-75-6
Cyclohexane	< 0.5	0.5	< 1.72	1.72		1	2/8/2017	110-82-7
Dibromochloromethane	< 0.5	0.5	< 4.26	4.26		1	2/8/2017	124-48-1
Dichlorodifluoromethane(F-12)	< 1.0	1.0	< 4.95	4.95		1	2/8/2017	75-71-8
Dichlorotetrafluoroethane(F-114)	< 0.5	0.5	< 3.50	3.50		1	2/8/2017	76-14-2
Ethanol	< 5.0	5.0	< 9.40	9.40		1	2/8/2017	64-17-5
Ethyl Acetate	< 0.5	0.5	< 1.80	1.80		1	2/8/2017	141-78-6
Ethylbenzene	< 0.5	0.5	< 2.17	2.17		1	2/8/2017	100-41-4

Airtech Environmental Laboratories (AEL) - AZ 0740

4620 E.Elwood St., Suite 13, Phoenix, AZ 85040 480-968-5888 Fax 480-966-1888

Client:	Tetra Tech	**Client Sample ID:**	N/A
Project:	Hwy 260 + Johnson Ln	**Project Number:**	--
Lab Order:	17A021	**Collection:**	N/A
Lab ID:	Blank	**Matrix:**	Nitrogen

Method QC Data

Batch: MS010208 Analyst: JJ

Analyses	ppbv Result	ppbv Limit	ug/M^3 Result	ug/M^3 Limit	Qual	DF	Date Analyzed	
VOLATILE ORGANICS IN AIR		**TO-15**					Analyst: JJ	
Heptane	< 0.5	0.5	< 2.05	2.05		1	2/8/2017	142-82-5
Hexachlorobutadiene	< 1.0	1.0	< 10.7	10.7		1	2/8/2017	87-68-3
Hexane	< 1.0	1.0	< 3.52	3.52		1	2/8/2017	110-54-3
Isopropylbenzene	< 1.0	1.0	< 4.92	4.92		1	2/8/2017	98-82-8
m&p-Xylene	< 1.0	1.0	< 4.34	4.34		1	2/8/2017	179601-23-1
Methyl tert-butyl ether	< 2.0	2.0	< 7.22	7.22		1	2/8/2017	1634-04-4
Methylcyclohexane	< 1.0	1.0	< 4.02	4.02		1	2/8/2017	108-87-2
Methylene chloride	< 2.0	2.0	< 6.94	6.94		1	2/8/2017	75-09-2
Naphthalene	< 5.0	5.0	< 26.2	26.2		1	2/8/2017	91-20-3
Nonane	< 1.0	1.0	< 5.24	5.24		1	2/8/2017	111-84-2
Octane	< 1.0	1.0	< 4.67	4.67		1	2/8/2017	111-65-9
o-Xylene	< 0.5	0.5	< 2.17	2.17		1	2/8/2017	95-47-6
Propene (Propylene)	< 1.0	1.0	< 1.72	1.72		1	2/8/2017	115-07-1
Propylbenzene	< 1.0	1.0	< 4.92	4.92		1	2/8/2017	103-65-1
Sec-Butyl benzene	< 1.0	1.0	< 5.49	5.49		1	2/8/2017	135-98-8
Styrene	< 0.5	0.5	< 2.13	2.13		1	2/8/2017	100-42-5
Tert-Butyl benzene	< 1.0	1.0	< 5.49	5.49		1	2/8/2017	98-06-6
Tetrachloroethene	< 1.0	1.0	< 6.78	6.78		1	2/8/2017	127-18-4
Tetrahydrofuran	< 2.0	2.0	< 5.90	5.90		1	2/8/2017	109-99-9
Toluene	< 0.5	0.5	< 1.89	1.89		1	2/8/2017	108-88-3
trans-1,2-Dichloroethene	< 0.5	0.5	< 1.98	1.98		1	2/8/2017	156-60-5
trans-1,3-Dichloropropene	< 0.5	0.5	< 2.27	2.27		1	2/8/2017	542-75-6
Trichloroethene	< 0.5	0.5	< 2.69	2.69		1	2/8/2017	79-01-6
Trichlorofluoromethane(F-11)	< 0.5	0.5	< 2.81	2.81		1	2/8/2017	75-69-4
Trichlorotrifluoroethane(F-113)	< 0.5	0.5	< 3.83	3.83		1	2/8/2017	76-13-1
Vinyl acetate	< 0.5	0.5	< 1.76	1.76		1	2/8/2017	108-05-4
Vinyl chloride	< 0.5	0.5	< 1.28	1.28		1	2/8/2017	75-01-4
Surr: 4-Bromofluorobenzene	94.1	70-130	%REC					

Airtech Environmental Laboratories (AEL) - AZ 0740

4620 E.Elwood St., Suite 13, Phoenix, AZ 85040 480-968-5888 Fax 480-966-1888

Client:	Tetra Tech	**Client Sample ID:**	N/A
Project:	Hwy 260 + Johnson Ln	**Project Number:**	--
Lab Order:	17A021	**Collection:**	N/A
Lab ID:	LCS/LCSD	**Matrix:**	Nitrogen

Method QC Data

Date Analyzed: 2/8/2017 Batch: MS010208 Analyst: JJ

Analyses	LCS Result	LCS %REC	LCSD Result	LCSD %REC	T.V.	%RPD	Unit	Qualifier LCS	Qualifier LCSD	Qualifier RPD
VOLATILE ORGANICS IN AIR	**TO-15**							70-130%		<25%
Propene (Propylene)	10.4	104	9.8	98.2	10.0	5.7	ppbv			
Dichlorodifluoromethane(F-12)	10.1	101	10.2	102	10.0	0.8	ppbv			
Chloromethane	9.3	92.8	9.7	97.1	10.0	4.5	ppbv			
Dichlorotetrafluoroethane(F-114)	9.8	97.9	9.7	97.3	10.0	0.6	ppbv			
Vinyl Chloride	9.8	97.7	10.1	101	10.0	3.1	ppbv			
1,3-Butadiene	9.1	91.1	9.0	89.5	10.0	1.8	ppbv			
Bromomethane	9.6	96.0	9.3	93.3	10.0	2.9	ppbv			
Chloroethane	11.2	112	10.4	104	10.0	7.5	ppbv			
Ethanol	9.2	91.8	8.4	83.5	10.0	9.5	ppbv			
Bromoethene(Vinyl Bromide)	10.1	101	9.8	97.6	10.0	3.5	ppbv			
Trichlorofluoromethane (F-11)	9.8	97.7	9.5	94.5	10.0	3.3	ppbv			
Acetone	9.7	96.9	10.5	105	10.0	8.2	ppbv			
Isopropyl Alcohol (2-Propanol)	10.7	107	9.9	98.9	10.0	7.5	ppbv			
1,1-Dichloroethene	9.7	97.4	9.7	97.2	10.0	0.2	ppbv			
Trichlorotrifluoroethane (F-113)	9.8	97.8	9.4	93.7	10.0	4.3	ppbv			
Methylene Chloride	9.2	91.5	8.9	89.4	10.0	2.3	ppbv			
Allyl Chloride	9.7	97.4	10.2	102	10.0	4.9	ppbv			
Carbon disulfide	10.1	101	9.8	97.7	10.0	3.5	ppbv			
trans-1,2-Dichloroethene	10.1	101	10.1	101	10.0	0.3	ppbv			
Methyl tert-butyl ether	10.4	104	10.2	102	10.0	1.7	ppbv			
1,1-Dichloroethane	9.7	96.9	9.7	96.6	10.0	0.3	ppbv			
Vinyl acetate	10.0	100	9.6	96.1	10.0	4.1	ppbv			
2-Butanone (MEK)	10.3	103	9.8	97.9	10.0	4.9	ppbv			
Hexane	12.0	120	11.9	119	10.0	0.5	ppbv			
cis-1,2-Dichloroethene	9.8	98.2	9.8	97.8	10.0	0.4	ppbv			
Ethyl Acetate	10.9	109	9.9	98.9	10.0	9.3	ppbv			
Chloroform	9.6	95.8	9.4	93.5	10.0	2.4	ppbv			
Tetrahydrofuran	9.6	96.1	8.5	84.6	10.0	12.7	ppbv			
1,1,1-Trichloroethane	9.9	98.6	9.8	97.7	10.0	0.9	ppbv			
1,2-Dichloroethane	9.8	98.0	9.6	95.9	10.0	2.2	ppbv			
Benzene	10.1	101	9.8	98.1	10.0	2.7	ppbv			
Carbon tetrachloride	10.0	100	9.7	97.1	10.0	2.5	ppbv			
Cyclohexane	10.3	103	9.8	97.8	10.0	5.0	ppbv			
2,2,4-Trimethylpentane	9.9	98.5	9.6	96.0	10.0	2.6	ppbv			
Heptane	9.2	91.9	9.1	90.9	10.0	1.1	ppbv			
1,2-Dichloropropane	8.7	87.4	8.8	87.9	10.0	0.6	ppbv			
Trichloroethene	9.5	95.4	9.4	94.2	10.0	1.3	ppbv			
Bromodichloromethane	9.8	98.1	9.7	96.8	10.0	1.3	ppbv			
1,4-Dioxane	9.9	99.2	7.9	78.8	10.0	22.9	ppbv			
Methylcyclohexane	10.1	101	9.8	98.4	10.0	2.6	ppbv			
cis-1,3-Dichloropropene	10.4	104	10.0	100	10.0	3.6	ppbv			
4-methyl-2-pentanone	11.2	112	9.6	96.1	10.0	15.4	ppbv			
trans-1,3-Dichloropropene	11.1	111	11.0	110	10.0	1.3	ppbv			
Toluene	10.1	101	9.8	97.9	10.0	2.6	ppbv			

Airtech Environmental Laboratories (AEL) - AZ 0740

4620 E.Elwood St., Suite 13, Phoenix, AZ 85040 480-968-5888 Fax 480-966-1888

Client:	Tetra Tech	**Client Sample ID:**	N/A
Project:	Hwy 260 + Johnson Ln	**Project Number:**	--
Lab Order:	17A021	**Collection:**	N/A
Lab ID:	LCS/LCSD	**Matrix:**	Nitrogen

Method QC Data

Date Analyzed: 2/8/2017 Batch: MS010208 Analyst: JJ

Analyses	LCS Result	LCS %REC	LCSD Result	LCSD %REC	T.V.	%RPD	Unit	Qualifier LCS	Qualifier LCSD	Qualifier RPD
VOLATILE ORGANICS IN AIR	**TO-15**							70-130%		<25%
1,1,2-Trichloroethane	10.0	99.7	9.5	94.7	10.0	5.1	ppbv			
2-Hexanone	11.6	116	10.0	99.7	10.0	14.9	ppbv			
n-Octane	9.8	98.3	9.5	95.1	10.0	3.3	ppbv			
Dibromochloromethane	10.2	102	9.7	97.4	10.0	4.2	ppbv			
1,2-Dibromoethane	10.1	101	9.7	97.3	10.0	3.8	ppbv			
Tetrachloroethene	9.5	95.0	9.1	91.2	10.0	4.1	ppbv			
Chlorobenzene	9.7	96.5	9.2	91.9	10.0	4.9	ppbv			
Ethylbenzene	10.5	105	10.0	100	10.0	4.8	ppbv			
m&p-Xylene	20.5	103	19.9	99.3	20.0	3.4	ppbv			
Bromoform	10.1	101	9.6	95.8	10.0	5.1	ppbv			
Styrene	9.9	99.0	9.6	96.0	10.0	3.1	ppbv			
Nonane	9.7	97.3	9.4	93.9	10.0	3.6	ppbv			
o-Xylene	9.2	92.3	9.0	89.7	10.0	2.9	ppbv			
1,1,2,2-Tetrachloroethane	9.7	96.6	9.5	95.0	10.0	1.7	ppbv			
Isopropylbenzene	10.6	106	10.3	103	10.0	3.6	ppbv			
n-Propylbenzene	10.8	108	10.5	105	10.0	2.8	ppbv			
4-Ethyltoluene	10.9	109	10.5	105	10.0	3.6	ppbv			
1,3,5-Trimethylbenzene	10.2	102	9.9	99.3	10.0	2.8	ppbv			
Tert-Butyl Benzene	9.8	97.6	9.4	94.1	10.0	3.7	ppbv			
1,2,4-Trimethylbenzene	10.0	100	9.7	96.6	10.0	3.6	ppbv			
Sec-Butyl Benzene	10.1	101	9.8	98.4	10.0	2.5	ppbv			
1,3-Dichlorobenzene	9.4	94.3	8.9	88.5	10.0	6.3	ppbv			
Benzyl chloride	11.8	118	11.4	114	10.0	3.4	ppbv			
1,4-Dichlorobenzene	9.7	96.6	9.2	91.6	10.0	5.3	ppbv			
1,2-Dichlorobenzene	10.0	100	9.5	94.6	10.0	5.4	ppbv			
n-Butyl Benzene	10.8	108	10.4	104	10.0	4.5	ppbv			
1,2,4-Trichlorobenzene	10.2	102	9.7	96.5	10.0	5.2	ppbv			
Naphthalene	10.3	103	9.6	96.0	10.0	6.6	ppbv			
Hexachlorobutadiene	10.6	106	9.7	97.4	10.0	8.2	ppbv			
Surr: 4-Bromofluorobenzene	10.2	102	9.9	99.2			%REC			
		70-130%		70-130%						

Airtech Environmental Laboratories (AEL) - AZ 0740

4620 E.Elwood St., Suite 13, Phoenix, AZ 85040 480-968-5888 Fax 480-966-1888

Client:	Tetra Tech	**Client Sample ID:**	N/A
Project:	Hwy 260 + Johnson Ln	**Project Number:**	--
Lab Order:	17A021	**Collection:**	N/A
Lab ID:	Blank	**Matrix:**	Nitrogen

Method QC Data

Batch: MS010209 Analyst: JJ

Analyses	ppbv Result	ppbv Limit	ug/M^3 Result	ug/M^3 Limit	Qual	DF	Date Analyzed	CAS#
VOLATILE ORGANICS IN AIR		**TO-15**					Analyst: JJ	
1,1,1-Trichloroethane	< 0.5	0.5	< 2.73	2.73		1	2/9/2017	71-55-6
1,1,2,2-Tetrachloroethane	< 0.5	0.5	< 3.44	3.44		1	2/9/2017	79-34-5
1,1,2-Trichloroethane	< 0.5	0.5	< 2.73	2.73		1	2/9/2017	79-00-5
1,1-Dichloroethane	< 0.5	0.5	< 2.03	2.03		1	2/9/2017	75-34-3
1,1-Dichloroethene	< 0.5	0.5	< 1.99	1.99		1	2/9/2017	75-35-4
1,2,4-Trichlorobenzene	< 2.0	2.0	< 14.8	14.8		1	2/9/2017	120-82-1
1,2,4-Trimethylbenzene	< 0.5	0.5	< 2.46	2.46		1	2/9/2017	95-63-6
1,2-Dibromoethane	< 0.5	0.5	< 3.84	3.84		1	2/9/2017	106-93-4
1,2-Dichlorobenzene	< 0.5	0.5	< 3.01	3.01		1	2/9/2017	95-50-1
1,2-Dichloroethane	< 0.5	0.5	< 2.03	2.03		1	2/9/2017	107-06-2
1,2-Dichloropropane	< 0.5	0.5	< 2.31	2.31		1	2/9/2017	78-87-5
1,3,5-Trimethylbenzene	< 0.5	0.5	< 2.46	2.46		1	2/9/2017	108-67-8
1,3-Butadiene	< 0.5	0.5	< 1.11	1.11		1	2/9/2017	106-99-0
1,3-Dichlorobenzene	< 0.5	0.5	< 3.01	3.01		1	2/9/2017	541-73-1
1,4-Dichlorobenzene	< 0.5	0.5	< 3.01	3.01		1	2/9/2017	106-46-7
1,4-Dioxane	< 2.0	2.0	< 7.20	7.20		1	2/9/2017	123-91-1
2,2,4-Trimethylpentane	< 0.5	0.5	< 2.33	2.33		1	2/9/2017	540-84-1
2-Butanone (MEK)	< 5.0	5.0	< 14.8	14.8		1	2/9/2017	78-93-3
2-Hexanone	< 5.0	5.0	< 20.5	20.5		1	2/9/2017	591-78-6
2-Propanol (IPA)	< 5.0	5.0	< 12.3	12.3		1	2/9/2017	67-63-0
4-Ethyltoluene	< 1.0	1.0	< 4.92	4.92		1	2/9/2017	622-96-8
4-Methyl-2-pentanone (MIK)	< 5.0	5.0	< 20.5	20.5		1	2/9/2017	108-10-1
Acetone	< 5.0	5.0	< 11.9	11.9		1	2/9/2017	67-64-1
Allyl chloride	< 1.0	1.0	< 3.13	3.13		1	2/9/2017	107-05-1
Benzene	< 0.5	0.5	< 1.60	1.60		1	2/9/2017	71-43-2
Benzyl chloride	< 2.0	2.0	< 10.4	10.4		1	2/9/2017	100-44-7
Bromodichloromethane	< 0.5	0.5	< 3.35	3.35		1	2/9/2017	75-27-4
Bromoethene(Vinyl Bromide)	< 0.5	0.5	< 2.19	2.19		1	2/9/2017	593-60-2
Bromoform	< 0.5	0.5	< 5.17	5.17		1	2/9/2017	75-25-2
Bromomethane	< 0.5	0.5	< 1.94	1.94		1	2/9/2017	74-83-9
Butyl benzene	< 1.0	1.0	< 5.49	5.49		1	2/9/2017	104-51-8
Carbon disulfide	< 2.0	2.0	< 6.22	6.22		1	2/9/2017	75-15-0
Carbon tetrachloride	< 0.5	0.5	< 3.15	3.15		1	2/9/2017	56-23-5
Chlorobenzene	< 0.5	0.5	< 2.30	2.30		1	2/9/2017	108-90-7
Chloroethane	< 0.5	0.5	< 1.32	1.32		1	2/9/2017	75-00-3
Chloroform	< 0.5	0.5	< 2.44	2.44		1	2/9/2017	67-66-3
Chloromethane	< 1.0	1.0	< 2.07	2.07		1	2/9/2017	74-87-3
cis-1,2-Dichloroethene	< 0.5	0.5	< 1.98	1.98		1	2/9/2017	156-59-2
cis-1,3-Dichloropropene	< 0.5	0.5	< 2.27	2.27		1	2/9/2017	542-75-6
Cyclohexane	< 0.5	0.5	< 1.72	1.72		1	2/9/2017	110-82-7
Dibromochloromethane	< 0.5	0.5	< 4.26	4.26		1	2/9/2017	124-48-1
Dichlorodifluoromethane(F-12)	< 1.0	1.0	< 4.95	4.95		1	2/9/2017	75-71-8
Dichlorotetrafluoroethane(F-114)	< 0.5	0.5	< 3.50	3.50		1	2/9/2017	76-14-2
Ethanol	< 5.0	5.0	< 9.40	9.40		1	2/9/2017	64-17-5
Ethyl Acetate	< 0.5	0.5	< 1.80	1.80		1	2/9/2017	141-78-6
Ethylbenzene	< 0.5	0.5	< 2.17	2.17		1	2/9/2017	100-41-4

Airtech Environmental Laboratories (AEL) - AZ 0740

4620 E.Elwood St., Suite 13, Phoenix, AZ 85040 480-968-5888 Fax 480-966-1888

Client:	Tetra Tech	**Client Sample ID:**	N/A
Project:	Hwy 260 + Johnson Ln	**Project Number:**	--
Lab Order:	17A021	**Collection:**	N/A
Lab ID:	Blank	**Matrix:**	Nitrogen

Method QC Data

Batch: MS010209 Analyst: JJ

Analyses	ppbv Result	ppbv Limit	ug/M^3 Result	ug/M^3 Limit	Qual	DF	Date Analyzed	
VOLATILE ORGANICS IN AIR		**TO-15**					Analyst: JJ	
Heptane	< 0.5	0.5	< 2.05	2.05		1	2/9/2017	142-82-5
Hexachlorobutadiene	< 1.0	1.0	< 10.7	10.7		1	2/9/2017	87-68-3
Hexane	< 1.0	1.0	< 3.52	3.52		1	2/9/2017	110-54-3
Isopropylbenzene	< 1.0	1.0	< 4.92	4.92		1	2/9/2017	98-82-8
m&p-Xylene	< 1.0	1.0	< 4.34	4.34		1	2/9/2017	179601-23-1
Methyl tert-butyl ether	< 2.0	2.0	< 7.22	7.22		1	2/9/2017	1634-04-4
Methylcyclohexane	< 1.0	1.0	< 4.02	4.02		1	2/9/2017	108-87-2
Methylene chloride	< 2.0	2.0	< 6.94	6.94		1	2/9/2017	75-09-2
Naphthalene	< 5.0	5.0	< 26.2	26.2		1	2/9/2017	91-20-3
Nonane	< 1.0	1.0	< 5.24	5.24		1	2/9/2017	111-84-2
Octane	< 1.0	1.0	< 4.67	4.67		1	2/9/2017	111-65-9
o-Xylene	< 0.5	0.5	< 2.17	2.17		1	2/9/2017	95-47-6
Propene (Propylene)	< 1.0	1.0	< 1.72	1.72		1	2/9/2017	115-07-1
Propylbenzene	< 1.0	1.0	< 4.92	4.92		1	2/9/2017	103-65-1
Sec-Butyl benzene	< 1.0	1.0	< 5.49	5.49		1	2/9/2017	135-98-8
Styrene	< 0.5	0.5	< 2.13	2.13		1	2/9/2017	100-42-5
Tert-Butyl benzene	< 1.0	1.0	< 5.49	5.49		1	2/9/2017	98-06-6
Tetrachloroethene	< 1.0	1.0	< 6.78	6.78		1	2/9/2017	127-18-4
Tetrahydrofuran	< 2.0	2.0	< 5.90	5.90		1	2/9/2017	109-99-9
Toluene	< 0.5	0.5	< 1.89	1.89		1	2/9/2017	108-88-3
trans-1,2-Dichloroethene	< 0.5	0.5	< 1.98	1.98		1	2/9/2017	156-60-5
trans-1,3-Dichloropropene	< 0.5	0.5	< 2.27	2.27		1	2/9/2017	542-75-6
Trichloroethene	< 0.5	0.5	< 2.69	2.69		1	2/9/2017	79-01-6
Trichlorofluoromethane(F-11)	< 0.5	0.5	< 2.81	2.81		1	2/9/2017	75-69-4
Trichlorotrifluoroethane(F-113)	< 0.5	0.5	< 3.83	3.83		1	2/9/2017	76-13-1
Vinyl acetate	< 0.5	0.5	< 1.76	1.76		1	2/9/2017	108-05-4
Vinyl chloride	< 0.5	0.5	< 1.28	1.28		1	2/9/2017	75-01-4
Surr: 4-Bromofluorobenzene	93.6	70-130	%REC					

Airtech Environmental Laboratories (AEL) - AZ 0740

4620 E.Elwood St., Suite 13, Phoenix, AZ 85040 480-968-5888 Fax 480-966-1888

Client:	Tetra Tech	**Client Sample ID:**	N/A
Project:	Hwy 260 + Johnson Ln	**Project Number:**	--
Lab Order:	17A021	**Collection:**	N/A
Lab ID:	LCS/LCSD	**Matrix:**	Nitrogen

Method QC Data

Date Analyzed: 2/9/2017 Batch: MS010209 Analyst: JJ

Analyses	LCS Result	LCS %REC	LCSD Result	LCSD %REC	T.V.	%RPD	Unit	Qualifier LCS	Qualifier LCSD	Qualifier RPD
VOLATILE ORGANICS IN AIR	**TO-15**							70-130%		<25%
Propene (Propylene)	10.1	101	9.0	90.0	10.0	11.0	ppbv			
Dichlorodifluoromethane(F-12)	10.6	106	10.1	101	10.0	4.5	ppbv			
Chloromethane	11.2	112	10.9	109	10.0	2.0	ppbv			
Dichlorotetrafluoroethane(F-114)	12.4	124	12.0	120	10.0	3.4	ppbv			
Vinyl Chloride	11.8	118	12.1	121	10.0	2.8	ppbv			
1,3-Butadiene	10.7	107	10.1	101	10.0	5.7	ppbv			
Bromomethane	8.6	86.4	8.4	83.9	10.0	2.9	ppbv			
Chloroethane	9.5	95.0	9.3	93.4	10.0	1.7	ppbv			
Ethanol	11.0	110	9.9	98.6	10.0	10.6	ppbv			
Bromoethene(Vinyl Bromide)	9.4	94.0	8.8	88.1	10.0	6.5	ppbv			
Trichlorofluoromethane (F-11)	10.6	106	10.2	102	10.0	4.1	ppbv			
Acetone	7.9	78.8	8.5	84.5	10.0	7.0	ppbv			
Isopropyl Alcohol (2-Propanol)	8.1	81.4	9.2	91.6	10.0	11.8	ppbv			
1,1-Dichloroethene	9.8	97.9	9.8	98.2	10.0	0.3	ppbv			
Trichlorotrifluoroethane (F-113)	9.8	98.0	9.4	93.9	10.0	4.3	ppbv			
Methylene Chloride	11.0	110	10.6	106	10.0	3.7	ppbv			
Allyl Chloride	9.5	94.9	8.5	85.3	10.0	10.7	ppbv			
Carbon disulfide	8.9	88.8	8.6	85.8	10.0	3.4	ppbv			
trans-1,2-Dichloroethene	9.0	89.5	9.1	90.6	10.0	1.2	ppbv			
Methyl tert-butyl ether	9.2	92.2	9.3	93.1	10.0	1.0	ppbv			
1,1-Dichloroethane	8.6	86.2	9.2	91.8	10.0	6.3	ppbv			
Vinyl acetate	10.8	108	9.7	97.1	10.0	10.4	ppbv			
2-Butanone (MEK)	8.6	85.5	8.2	82.4	10.0	3.7	ppbv			
Hexane	10.2	102	10.4	104	10.0	1.8	ppbv			
cis-1,2-Dichloroethene	8.7	87.0	8.6	85.8	10.0	1.4	ppbv			
Ethyl Acetate	11.6	116	11.0	110	10.0	5.7	ppbv			
Chloroform	9.6	95.8	9.2	91.8	10.0	4.3	ppbv			
Tetrahydrofuran	7.9	78.9	8.9	89.4	10.0	12.5	ppbv			
1,1,1-Trichloroethane	10.6	106	10.0	100	10.0	5.4	ppbv			
1,2-Dichloroethane	9.7	97.1	10.0	99.6	10.0	2.5	ppbv			
Benzene	9.1	90.9	8.6	85.8	10.0	5.8	ppbv			
Carbon tetrachloride	11.2	112	10.3	103	10.0	8.0	ppbv			
Cyclohexane	9.5	95.1	9.2	91.8	10.0	3.5	ppbv			
2,2,4-Trimethylpentane	10.0	100	9.3	92.6	10.0	8.1	ppbv			
Heptane	11.2	112	10.8	108	10.0	4.0	ppbv			
1,2-Dichloropropane	9.3	92.6	8.5	85.4	10.0	8.1	ppbv			
Trichloroethene	9.7	97.0	9.5	94.8	10.0	2.3	ppbv			
Bromodichloromethane	10.6	106	10.1	101	10.0	5.3	ppbv			
1,4-Dioxane	8.4	83.6	8.1	81.2	10.0	2.9	ppbv			
Methylcyclohexane	9.6	96.2	9.2	92.1	10.0	4.4	ppbv			
cis-1,3-Dichloropropene	10.3	103	9.5	94.8	10.0	8.7	ppbv			
4-methyl-2-pentanone	11.8	118	11.4	114	10.0	3.4	ppbv			
trans-1,3-Dichloropropene	11.1	111	10.7	107	10.0	3.7	ppbv			
Toluene	9.9	99.2	9.2	91.6	10.0	8.0	ppbv			

Airtech Environmental Laboratories (AEL) - AZ 0740

4620 E.Elwood St., Suite 13, Phoenix, AZ 85040 480-968-5888 Fax 480-966-1888

Client:	Tetra Tech	**Client Sample ID:**	N/A
Project:	Hwy 260 + Johnson Ln	**Project Number:**	--
Lab Order:	17A021	**Collection:**	N/A
Lab ID:	LCS/LCSD	**Matrix:**	Nitrogen

Method QC Data

Date Analyzed: 2/9/2017 Batch: MS010209 Analyst: JJ

Analyses	LCS Result	LCS %REC	LCSD Result	LCSD %REC	T.V.	%RPD	Unit	Qualifier LCS	Qualifier LCSD	Qualifier RPD
VOLATILE ORGANICS IN AIR	**TO-15**							70-130%		<25%
1,1,2-Trichloroethane	9.6	95.6	9.1	90.6	10.0	5.4	ppbv			
2-Hexanone	12.7	127	12.4	124	10.0	2.6	ppbv			
n-Octane	10.7	107	10.0	99.9	10.0	6.4	ppbv			
Dibromochloromethane	11.5	115	10.6	106	10.0	8.1	ppbv			
1,2-Dibromoethane	10.4	104	9.8	97.7	10.0	5.8	ppbv			
Tetrachloroethene	10.7	107	9.8	98.3	10.0	8.3	ppbv			
Chlorobenzene	9.3	92.6	8.7	87.1	10.0	6.1	ppbv			
Ethylbenzene	10.0	100	9.6	95.8	10.0	4.1	ppbv			
m&p-Xylene	20.0	100	19.0	95.0	20.0	4.9	ppbv			
Bromoform	11.5	115	10.7	107	10.0	7.2	ppbv			
Styrene	9.6	95.7	9.1	91.3	10.0	4.7	ppbv			
Nonane	10.7	107	9.7	96.6	10.0	9.9	ppbv			
o-Xylene	9.0	89.7	8.4	83.8	10.0	6.8	ppbv			
1,1,2,2-Tetrachloroethane	9.4	93.5	8.8	88.3	10.0	5.7	ppbv			
Isopropylbenzene	10.8	108	10.2	102	10.0	6.1	ppbv			
n-Propylbenzene	10.9	109	10.1	101	10.0	7.0	ppbv			
4-Ethyltoluene	11.2	112	10.5	105	10.0	7.2	ppbv			
1,3,5-Trimethylbenzene	10.6	106	9.9	98.8	10.0	6.7	ppbv			
Tert-Butyl Benzene	10.3	103	9.5	95.1	10.0	7.6	ppbv			
1,2,4-Trimethylbenzene	10.3	103	9.8	98.3	10.0	4.4	ppbv			
Sec-Butyl Benzene	10.4	104	9.7	96.8	10.0	7.5	ppbv			
1,3-Dichlorobenzene	10.1	101	9.2	91.5	10.0	9.7	ppbv			
Benzyl chloride	11.5	115	11.2	112	10.0	3.0	ppbv			
1,4-Dichlorobenzene	10.4	104	9.7	96.7	10.0	6.9	ppbv			
1,2-Dichlorobenzene	10.7	107	9.9	98.9	10.0	7.4	ppbv			
n-Butyl Benzene	11.0	110	10.4	104	10.0	5.0	ppbv			
1,2,4-Trichlorobenzene	11.1	111	10.6	106	10.0	4.5	ppbv			
Naphthalene	10.3	103	9.9	99.4	10.0	3.9	ppbv			
Hexachlorobutadiene	12.7	127	11.9	119	10.0	5.9	ppbv			
Surr: 4-Bromofluorobenzene	10.2	102	10.3	103			%REC			
		70-130%		70-130%						

Airtech Environmental Laboratories (AEL) - AZ 0740

4620 E.Elwood St., Suite 13, Phoenix, AZ 85040 480-968-5888 Fax 480-966-1888

Client:	Tetra Tech	**Client Sample ID:**	NA
Project:	Hwy 260 + Johnson Ln	**Project Number:**	--
Lab Order:	17A021	**Collection:**	NA
Lab ID:	Standards	**Matrix:**	Nitrogen

AEL ID#	STD Name	Vendor	SGI Order#	Description	CONC.	Accuracy	Exp.Date
S-160802-01	Stock	Spectra Gases	113123527	TO-14 39 Analytes	1.0 ppmv	± 5%	7/25/2017
S-160802-02	Stock	Spectra Gases	113123527	TO-15 25 Analytes	1.0 ppmv	± 5%	7/12/2017
S-160802-03	Stock	Spectra Gases	113123527	15 Additional Compounds	1.0 ppmv	± 5%	7/19/2017
S-161101-01	Stock	Spectra Gases	114560630	TO-15 IS 4 Compounds	1.0 ppmv	± 5%	11/1/2017
A-170118-01	Working Std	AEL Dilution		TO-15 74 Analytes	10 ppbv	± 5%	4/18/2017
A-170207-01	Working Std	AEL Dilution		TO-15 74 Analytes	10 ppbv	± 5%	5/7/2017
A-170127-01	Working IS	AEL Dilution		TO-15 IS 4 Compounds	50 ppbv	± 5%	4/27/2017
A-170206-01	Working IS	AEL Dilution		TO-15 IS 4 Compounds	50 ppbv	± 5%	5/6/2017

Airtech Environmental Laboratories (AEL)

Chain of Custody

4620 E.Elwood Street, Suite 13, Phoenix, AZ 85040 480-968-5888 (phone) 480-966-1888 (fax)

Customer: Tetra Tech	Page 1 of 2	AEL Lab #
Address: 3822 E. University Dr, Ste. 3	Sampler: Neil Babb Phone: 602-682-3300 x115	17A021
	Project Name: HWY 260 & Johnson Ln Project Number:	
City, State, Zip: PHX, AZ 85034	Project location: Lakeside, AZ Earl site	
Contact: Chris Jacquemin	P.O. Number:	
Phone: 602-682-3300 x.116 Fax: —	Fax Results: Y (N)	
E-Mail Address: Chris.jacquemin@tratech.com	E-Mail Results: (Y) N	

Sample Receipt	Turn Around Request	Sample Type
Temperature____ °C	___ 24 Hours ___ 48 Hours	SVE: soil vapor extraction GW: ground water
Custody Seals: Yes X No___	___ 72 Hours	A: ambient air WW: waste water
Custody Seals Intact: Yes X No___	___ 5 working Day	I: indoor air
Total # of Containers:____	X Standard 10 Working Days	S: soil vapor
		W: water

Sample Information

AEL Lab #	Serial # Canister	Serial # Grab	Canister (L) or bag	Grab (Min)	Client's Sample Identification	Sampled Date	Sampled Time	Sample Type	Number of Containers	TO-15 full list	TO-15 TPH(GRO)	TO-15 Selet List	8260B AZ Vapor full list	8260B Vapor select list	8015 GRO	8260B Water			DFA tracer cmpd. as TIC
01	1831	217	6 (1) bag	1 2 (5)	DC-1	1-25-17	10:42 10:47	S	1										
02	1884	060	6 (1) bag	1 2 (5)	DC-2	↓	11:18:45 11:23:45		1										
03	E2288	076	6 (1) bag	1 2 (5)	DC-4	1-23-17	18:18 18:23		1										
04	1825	131	6 (1) bag	1 2 (5)	DC-5		17:44 17:49		1										
05	1872	005	6 (1) bag	1 2 (5)	DC-6		18:46:15 18:51:15		1										
06	1869	082	6 (1) bag	1 2 (5)	DC-7		12:00 12:05		1										
07	E2099	128	6 (1) bag	1 2 (5)	DC-9		12:29:45 12:34:45		1										
08	E2392	219	6 (1) bag	1 2 (5)	DC-10		11:17:30 11:22:30		1										
09	2103	182	6 (1) bag	1 2 (5)	DC-11		12:59:15 13:04:15		1										
10	1803	172	6 (1) bag	1 2 (5)	DC-12	↓	13:31:10 13:36:10	↓	1										

Instructions / Special Requirements:

Date:	Time:	Samples Relinquished By:	Received By:
1-27-17	9:05	Neil Babb	

Airtech Environmental Laboratories (AEL)

Chain of Custody

4620 E.Elwood Street, Suite 13, Phoenix, AZ 85040 480-968-5888 (phone) 480-966-1888 (fax)

Customer: Tetra Tech	Page 2 of 2	AEL Lab #
Address: 3822 E. University Dr, Ste. 3	Sampler: Neil Babb Phone: 602-682-3300 x.115	17A021
	Project Name: Hwy 260 & Johnson Ln Project Number:	
City, State, Zip: PHX, AZ 85034	Project location: Lakeside, AZ Earl site	
Contact: Chris Jacquemin	P.O. Number:	
Phone: 602-682-3300 x.116 Fax: —	Fax Results: Y (N)	
E-Mail Address: chris.jacquemin@tetratech.com	E-Mail Results: (Y) N	

Sample Receipt

Temperature_____ °C
Custody Seals: Yes X No____
Custody Seals Intact: Yes X No____
Total # of Containers:_____

Turn Around Request

____ 24 Hours ____ 48 Hours
____ 72 Hours
____ 5 working Day
X Standard 10 Working Days

Sample Type

SVE: soil vapor extraction
A: ambient air
I: indoor air
S: soil vapor
W: water
GW: ground water
WW: waste water

Sample Information

AEL Lab #	Serial # Canister	Serial # Grab	Canister (L) or bag	Grab (Min)	Client's Sample Identification	Sampled Date	Sampled Time	Sample Type	Number of Containers	TO-15 full list	TO-15 TPH(GRO)	TO-15 Selet List	8260B AZ Vapor full list	8260B Vapor select list	8015 GRO	8260B Water			DFA tracer cmpd. as TIC
11	2359	003	6 (1) bag	1 2 (5)	DC-14	1-23-17	13:56:15 14:01:15	S	1	X									X
12	2098	220	6 (1) bag	1 2 (5)	DC-15		14:24:30 14:29:30		1										
13	E2290	006	6 (1) bag	1 2 (5)	DC-16		16:12:30 16:17:30		1										
14	E2368	186	6 (1) bag	1 2 (5)	SV-1		15:00 15:05		1										
15	E2406	174	6 (1) bag	1 2 (5)	SV-2		15:40:15 15:45:15		1										
16	2360	080	6 (1) bag	1 2 (5)	SV-4		16:42:30 16:47:30		1										
17	E2368	186	6 (1) bag	1 2 (5)	Earl Ambient Air		14:50 14:55	A	1										
18	E2396	004	6 (1) bag	1 2 (5)	Earl Dup		—	S	1										X
			6 1 bag	1 2 5															
			6 1 bag	1 2 5															

Instructions / Special Requirements:

Date:	Time:	Samples Relinquished By:	Received By:
1-27-17	9:05	Neil Babb	

Airtech Environmental Laboratories (AEL)

4620 E.Elwood St., Suite 13, Phoenix, AZ 85040 480-968-5888 Fax 480-966-1888

Date: February 9, 2017

Client:	Chris Jacquemin	Work Order #:	17A022
Company:	Tetra Tech	Project Name:	Hwy 260 + Johnson Ln
Address:	3822 E University Dr, Ste 8	Project Number:	--
	Phoenix, AZ 85034	Received Date:	1/27/2017

Dear Client:

Airtech Environmental Laboratories received twelve (12) samples for analysis.

All analyses met laboratory QA/QC with any exceptions addressed in the Case Narrative.

If you have any questions or concerns regarding your samples analysis, please contact the laboratory at 480-968-5888

Sincerely,

Yu Min Shi
Technical Director
Airtech Environmental Labs

Arizona ADHS License No. AZ0740

Airtech Environmental Laboratories (AEL)
4620 E.Elwood St., Suite 13, Phoenix, AZ 85040 480-968-5888 Fax 480-966-1888

Date: February 9, 2017

Client:	Chris Jacquemin	Work Order #:	17A022
Company:	Tetra Tech	Project Name:	Hwy 260 + Johnson Ln
Address:	3822 E University Dr, Ste 8	Project Number:	--
	Phoenix, AZ 85034	Received Date:	1/27/2017

SAMPLE SUMMARY

LAB ID	CLIENT ID	METHOD	SAMPLE DATE	SAMPLE TIME
17A022-01	EE-1	TO-15	1/24/2017	14:04
17A022-02	EE-2	TO-15	1/24/2017	11:24
17A022-03	EE-3	TO-15	1/24/2017	12:03
17A022-04	EE-5	TO-15	1/24/2017	14:33
17A022-05	EE-12	TO-15	1/24/2017	12:39
17A022-06	EE-13	TO-15	1/24/2017	15:38
17A022-07	EE-14	TO-15	1/24/2017	13:14
17A022-08	EE-18	TO-15	1/24/2017	15:08
17A022-09	EE-19	TO-15	1/24/2017	16:17
17A022-10	EE-20	TO-15	1/24/2017	16:49
17A022-11	E&E - Ambient Air	TO-15	1/24/2017	--
17A022-12	E&E - Dup	TO-15	1/24/2017	--

Airtech Environmental Laboratories (AEL)
4620 E.Elwood St., Suite 13, Phoenix, AZ 85040 480-968-5888 Fax 480-966-1888

Date: February 9, 2017

Client:	Chris Jacquemin	Work Order #:	17A022
Company:	Tetra Tech	Project Name:	Hwy 260 + Johnson Ln
Address:	3822 E University Dr, Ste 8	Project Number:	--
	Phoenix, AZ 85034	Received Date:	01/27/17

Case Narrative

All samples and QC associated with your samples met the quality control objectives.
Data qualifiers in this report are in accordance with ADEQ Data Qualifiers.

T4: Tentatively identified compound. Concentration is estimated and based on the closest internal standard.

Airtech Environmental Laboratories (AEL) - AZ 0740

4620 E.Elwood St., Suite 13, Phoenix, AZ 85040 480-968-5888 Fax 480-966-1888

Client:	Tetra Tech	**Client Sample ID:**	N/A
Project:	Hwy 260 + Johnson Ln	**Project Number:**	--
Lab Order:	17A022	**Collection:**	N/A
Lab ID:	Kits QC	**Matrix:**	Air

		Canister				Grab Sampler	
		Type		Vacuum	Vacuum	Type	
	Client	1.0 liter		before sampled	after sampled	5 minute-fill 1.0L canister	
AEL#	ID	SN#	Clean Batch#	Hg inch	psia	SN#	Clean Batch#
17A022-01	EE-1	1829	1701-02	29.0	11.85	069	1612-02
17A022-02	EE-2	1842	1701-03	29.0	9.14	156	1611-02
17A022-03	EE-3	E2284	1701-02	29.0	9.57	205	1612-21
17A022-04	EE-5	E2351	1701-02	29.0	9.88	051	1610-09
17A022-05	EE-12	E2371	1701-03	29.0	10.31	032	1612-04
17A022-06	EE-13	1878	1701-02	29.0	9.82	103	1612-02
17A022-07	EE-14	E2376	1612-15	29.0	10.63	181	1612-12
17A022-08	EE-18	1809	1701-02	29.0	11.62	043	1612-02
17A022-09	EE-19	1888	1701-02	29.0	11.02	132	1612-02
17A022-10	EE-20	1836	1701-02	29.0	11.04	203	1610-07
17A022-11	E&E - Ambient Air	1873	1612-05	29.0	12.14	040	1612-04
17A022-12	E&E - Dup	E2405	1701-03	29.0	11.14	130	1612-21

Airtech Environmental Laboratories (AEL) - AZ 0740

4620 E.Elwood St., Suite 13, Phoenix, AZ 85040 480-968-5888 Fax 480-966-1888

Client:	Tetra Tech	**Client Sample ID:**	EE-1
Project:	Hwy 260 + Johnson Ln	**Project Number:**	--
Lab Order:	17A022	**Collection:**	1/24/2017
Lab ID:	01	**Matrix:**	Soil Vapor

	ppbv		ug/M^3				Date	
Analyses	**Result**	**Limit**	**Result**	**Limit**	**Qual**	**DF**	**Analyzed**	**CAS#**
VOLATILE ORGANICS IN AIR		**TO-15**					Analyst: JJ	
1,1,1-Trichloroethane	< 1.0	1.0	< 5.46	5.46		2	2/7/2017	71-55-6
1,1,2,2-Tetrachloroethane	< 1.0	1.0	< 6.87	6.87		2	2/7/2017	79-34-5
1,1,2-Trichloroethane	< 1.0	1.0	< 5.46	5.46		2	2/7/2017	79-00-5
1,1-Dichloroethane	< 1.0	1.0	< 4.05	4.05		2	2/7/2017	75-34-3
1,1-Dichloroethene	< 1.0	1.0	< 3.97	3.97		2	2/7/2017	75-35-4
1,2,4-Trichlorobenzene	< 4.0	4.0	< 29.7	29.7		2	2/7/2017	120-82-1
1,2,4-Trimethylbenzene	< 1.0	1.0	< 4.92	4.92		2	2/7/2017	95-63-6
1,2-Dibromoethane	< 1.0	1.0	< 7.68	7.68		2	2/7/2017	106-93-4
1,2-Dichlorobenzene	< 1.0	1.0	< 6.01	6.01		2	2/7/2017	95-50-1
1,2-Dichloroethane	< 1.0	1.0	< 4.05	4.05		2	2/7/2017	107-06-2
1,2-Dichloropropane	< 1.0	1.0	< 4.62	4.62		2	2/7/2017	78-87-5
1,3,5-Trimethylbenzene	< 1.0	1.0	< 4.92	4.92		2	2/7/2017	108-67-8
1,3-Butadiene	< 1.0	1.0	< 2.21	2.21		2	2/7/2017	106-99-0
1,3-Dichlorobenzene	< 1.0	1.0	< 6.01	6.01		2	2/7/2017	541-73-1
1,4-Dichlorobenzene	< 1.0	1.0	< 6.01	6.01		2	2/7/2017	106-46-7
1,4-Dioxane	< 4.0	4.0	< 14.4	14.4		2	2/7/2017	123-91-1
2,2,4-Trimethylpentane	< 1.0	1.0	< 4.66	4.66		2	2/7/2017	540-84-1
2-Butanone (MEK)	< 10	10	< 29.5	29.5		2	2/7/2017	78-93-3
2-Hexanone	< 10	10	< 41.0	41.0		2	2/7/2017	591-78-6
2-Propanol (IPA)	< 10	10	< 24.5	24.5		2	2/7/2017	67-63-0
4-Ethyltoluene	< 2.0	2.0	< 9.84	9.84		2	2/7/2017	622-96-8
4-Methyl-2-pentanone (MIK)	< 10	10	< 41.0	41.0		2	2/7/2017	108-10-1
Acetone	< 10	10	< 23.8	23.8		2	2/7/2017	67-64-1
Allyl chloride	< 2.0	2.0	< 6.26	6.26		2	2/7/2017	107-05-1
Benzene	**2.1**	**1.0**	**6.70**	**3.19**		2	2/7/2017	71-43-2
Benzyl chloride	< 4.0	4.0	< 20.7	20.7		2	2/7/2017	100-44-7
Bromodichloromethane	< 1.0	1.0	< 6.70	6.70		2	2/7/2017	75-27-4
Bromoethene(Vinyl Bromide)	< 1.0	1.0	< 4.37	4.37		2	2/7/2017	593-60-2
Bromoform	< 1.0	1.0	< 10.3	10.3		2	2/7/2017	75-25-2
Bromomethane	< 1.0	1.0	< 3.88	3.88		2	2/7/2017	74-83-9
Butyl benzene	< 2.0	2.0	< 11.0	11.0		2	2/7/2017	104-51-8
Carbon disulfide	< 4.0	4.0	< 12.4	12.4		2	2/7/2017	75-15-0
Carbon tetrachloride	< 1.0	1.0	< 6.29	6.29		2	2/7/2017	56-23-5
Chlorobenzene	< 1.0	1.0	< 4.60	4.60		2	2/7/2017	108-90-7
Chloroethane	< 1.0	1.0	< 2.64	2.64		2	2/7/2017	75-00-3
Chloroform	< 1.0	1.0	< 4.88	4.88		2	2/7/2017	67-66-3
Chloromethane	< 2.0	2.0	< 4.14	4.14		2	2/7/2017	74-87-3
cis-1,2-Dichloroethene	< 1.0	1.0	< 3.96	3.96		2	2/7/2017	156-59-2
cis-1,3-Dichloropropene	< 1.0	1.0	< 4.54	4.54		2	2/7/2017	542-75-6
Cyclohexane	< 1.0	1.0	< 3.44	3.44		2	2/7/2017	110-82-7
Dibromochloromethane	< 1.0	1.0	< 8.52	8.52		2	2/7/2017	124-48-1
Dichlorodifluoromethane(F-12)	< 2.0	2.0	< 9.90	9.90		2	2/7/2017	75-71-8
Dichlorotetrafluoroethane(F-114)	< 1.0	1.0	< 6.99	6.99		2	2/7/2017	76-14-2
Ethanol	< 10	10	< 18.8	18.8		2	2/7/2017	64-17-5
Ethyl Acetate	< 1.0	1.0	< 3.60	3.60		2	2/7/2017	141-78-6
Ethylbenzene	< 1.0	1.0	< 4.34	4.34		2	2/7/2017	100-41-4

Airtech Environmental Laboratories (AEL) - AZ 0740

4620 E.Elwood St., Suite 13, Phoenix, AZ 85040 480-968-5888 Fax 480-966-1888

Client:	Tetra Tech	**Client Sample ID:**	EE-1
Project:	Hwy 260 + Johnson Ln	**Project Number:**	--
Lab Order:	17A022	**Collection:**	1/24/2017
Lab ID:	01	**Matrix:**	Soil Vapor

Analyses	ppbv Result	ppbv Limit	ug/M^3 Result	ug/M^3 Limit	Qual	DF	Date Analyzed	CAS#
VOLATILE ORGANICS IN AIR		**TO-15**					Analyst: JJ	
Heptane	< 1.0	1.0	< 4.10	4.10		2	2/7/2017	142-82-5
Hexachlorobutadiene	< 2.0	2.0	< 21.3	21.3		2	2/7/2017	87-68-3
Hexane	< 2.0	2.0	< 7.04	7.04		2	2/7/2017	110-54-3
Isopropylbenzene	< 2.0	2.0	< 9.84	9.84		2	2/7/2017	98-82-8
m&p-Xylene	< 2.0	2.0	< 8.68	8.68		2	2/7/2017	179601-23-1
Methyl tert-butyl ether	< 4.0	4.0	< 14.4	14.4		2	2/7/2017	1634-04-4
Methylcyclohexane	< 2.0	2.0	< 8.04	8.04		2	2/7/2017	108-87-2
Methylene chloride	< 4.0	4.0	< 13.9	13.9		2	2/7/2017	75-09-2
Naphthalene	< 10	10	< 52.4	52.4		2	2/7/2017	91-20-3
Nonane	< 2.0	2.0	< 10.5	10.5		2	2/7/2017	111-84-2
Octane	< 2.0	2.0	< 9.34	9.34		2	2/7/2017	111-65-9
o-Xylene	< 1.0	1.0	< 4.34	4.34		2	2/7/2017	95-47-6
Propene (Propylene)	< 2.0	2.0	< 3.44	3.44		2	2/7/2017	115-07-1
Propylbenzene	< 2.0	2.0	< 9.84	9.84		2	2/7/2017	103-65-1
Sec-Butyl benzene	< 2.0	2.0	< 11.0	11.0		2	2/7/2017	135-98-8
Styrene	< 1.0	1.0	< 4.26	4.26		2	2/7/2017	100-42-5
Tert-Butyl benzene	< 2.0	2.0	< 11.0	11.0		2	2/7/2017	98-06-6
Tetrachloroethene	**2.5**	**2.0**	**16.7**	**13.6**		2	2/7/2017	127-18-4
Tetrahydrofuran	< 4.0	4.0	< 11.8	11.8		2	2/7/2017	109-99-9
Toluene	**1.5**	**1.0**	**5.58**	**3.77**		2	2/7/2017	108-88-3
trans-1,2-Dichloroethene	< 1.0	1.0	< 3.96	3.96		2	2/7/2017	156-60-5
trans-1,3-Dichloropropene	< 1.0	1.0	< 4.54	4.54		2	2/7/2017	542-75-6
Trichloroethene	< 1.0	1.0	< 5.37	5.37		2	2/7/2017	79-01-6
Trichlorofluoromethane(F-11)	< 1.0	1.0	< 5.62	5.62		2	2/7/2017	75-69-4
Trichlorotrifluoroethane(F-113)	< 1.0	1.0	< 7.66	7.66		2	2/7/2017	76-13-1
Vinyl acetate	< 1.0	1.0	< 3.52	3.52		2	2/7/2017	108-05-4
Vinyl chloride	< 1.0	1.0	< 2.56	2.56		2	2/7/2017	75-01-4
Surr: 4-Bromofluorobenzene	87.9	70-130	%REC					

Tentatively Identified Compounds (TIC's)

Difluoroethane	< 20	20	ppbv		T4	2	2/7/2017

Airtech Environmental Laboratories (AEL) - AZ 0740

4620 E.Elwood St., Suite 13, Phoenix, AZ 85040 480-968-5888 Fax 480-966-1888

Client:	Tetra Tech	**Client Sample ID:**	EE-2
Project:	Hwy 260 + Johnson Ln	**Project Number:**	--
Lab Order:	17A022	**Collection:**	1/24/2017
Lab ID:	02	**Matrix:**	Soil Vapor

	ppbv		ug/M^3				Date	
Analyses	**Result**	**Limit**	**Result**	**Limit**	**Qual**	**DF**	**Analyzed**	**CAS#**
VOLATILE ORGANICS IN AIR		**TO-15**					Analyst: JJ	
1,1,1-Trichloroethane	< 1.0	1.0	< 5.46	5.46		2	2/7/2017	71-55-6
1,1,2,2-Tetrachloroethane	< 1.0	1.0	< 6.87	6.87		2	2/7/2017	79-34-5
1,1,2-Trichloroethane	< 1.0	1.0	< 5.46	5.46		2	2/7/2017	79-00-5
1,1-Dichloroethane	< 1.0	1.0	< 4.05	4.05		2	2/7/2017	75-34-3
1,1-Dichloroethene	< 1.0	1.0	< 3.97	3.97		2	2/7/2017	75-35-4
1,2,4-Trichlorobenzene	< 4.0	4.0	< 29.7	29.7		2	2/7/2017	120-82-1
1,2,4-Trimethylbenzene	< 1.0	1.0	< 4.92	4.92		2	2/7/2017	95-63-6
1,2-Dibromoethane	< 1.0	1.0	< 7.68	7.68		2	2/7/2017	106-93-4
1,2-Dichlorobenzene	< 1.0	1.0	< 6.01	6.01		2	2/7/2017	95-50-1
1,2-Dichloroethane	< 1.0	1.0	< 4.05	4.05		2	2/7/2017	107-06-2
1,2-Dichloropropane	< 1.0	1.0	< 4.62	4.62		2	2/7/2017	78-87-5
1,3,5-Trimethylbenzene	< 1.0	1.0	< 4.92	4.92		2	2/7/2017	108-67-8
1,3-Butadiene	< 1.0	1.0	< 2.21	2.21		2	2/7/2017	106-99-0
1,3-Dichlorobenzene	< 1.0	1.0	< 6.01	6.01		2	2/7/2017	541-73-1
1,4-Dichlorobenzene	< 1.0	1.0	< 6.01	6.01		2	2/7/2017	106-46-7
1,4-Dioxane	< 4.0	4.0	< 14.4	14.4		2	2/7/2017	123-91-1
2,2,4-Trimethylpentane	< 1.0	1.0	< 4.66	4.66		2	2/7/2017	540-84-1
2-Butanone (MEK)	< 10	10	< 29.5	29.5		2	2/7/2017	78-93-3
2-Hexanone	< 10	10	< 41.0	41.0		2	2/7/2017	591-78-6
2-Propanol (IPA)	< 10	10	< 24.5	24.5		2	2/7/2017	67-63-0
4-Ethyltoluene	< 2.0	2.0	< 9.84	9.84		2	2/7/2017	622-96-8
4-Methyl-2-pentanone (MIK)	< 10	10	< 41.0	41.0		2	2/7/2017	108-10-1
Acetone	< 10	10	< 23.8	23.8		2	2/7/2017	67-64-1
Allyl chloride	< 2.0	2.0	< 6.26	6.26		2	2/7/2017	107-05-1
Benzene	**6.1**	**1.0**	**19.3**	**3.19**		2	2/7/2017	71-43-2
Benzyl chloride	< 4.0	4.0	< 20.7	20.7		2	2/7/2017	100-44-7
Bromodichloromethane	< 1.0	1.0	< 6.70	6.70		2	2/7/2017	75-27-4
Bromoethene(Vinyl Bromide)	< 1.0	1.0	< 4.37	4.37		2	2/7/2017	593-60-2
Bromoform	< 1.0	1.0	< 10.3	10.3		2	2/7/2017	75-25-2
Bromomethane	< 1.0	1.0	< 3.88	3.88		2	2/7/2017	74-83-9
Butyl benzene	< 2.0	2.0	< 11.0	11.0		2	2/7/2017	104-51-8
Carbon disulfide	< 4.0	4.0	< 12.4	12.4		2	2/7/2017	75-15-0
Carbon tetrachloride	< 1.0	1.0	< 6.29	6.29		2	2/7/2017	56-23-5
Chlorobenzene	< 1.0	1.0	< 4.60	4.60		2	2/7/2017	108-90-7
Chloroethane	< 1.0	1.0	< 2.64	2.64		2	2/7/2017	75-00-3
Chloroform	< 1.0	1.0	< 4.88	4.88		2	2/7/2017	67-66-3
Chloromethane	< 2.0	2.0	< 4.14	4.14		2	2/7/2017	74-87-3
cis-1,2-Dichloroethene	< 1.0	1.0	< 3.96	3.96		2	2/7/2017	156-59-2
cis-1,3-Dichloropropene	< 1.0	1.0	< 4.54	4.54		2	2/7/2017	542-75-6
Cyclohexane	< 1.0	1.0	< 3.44	3.44		2	2/7/2017	110-82-7
Dibromochloromethane	< 1.0	1.0	< 8.52	8.52		2	2/7/2017	124-48-1
Dichlorodifluoromethane(F-12)	< 2.0	2.0	< 9.90	9.90		2	2/7/2017	75-71-8
Dichlorotetrafluoroethane(F-114)	< 1.0	1.0	< 6.99	6.99		2	2/7/2017	76-14-2
Ethanol	< 10	10	< 18.8	18.8		2	2/7/2017	64-17-5
Ethyl Acetate	< 1.0	1.0	< 3.60	3.60		2	2/7/2017	141-78-6
Ethylbenzene	< 1.0	1.0	< 4.34	4.34		2	2/7/2017	100-41-4

Airtech Environmental Laboratories (AEL) - AZ 0740

4620 E.Elwood St., Suite 13, Phoenix, AZ 85040 480-968-5888 Fax 480-966-1888

Client:	Tetra Tech	**Client Sample ID:**	EE-2
Project:	Hwy 260 + Johnson Ln	**Project Number:**	--
Lab Order:	17A022	**Collection:**	1/24/2017
Lab ID:	02	**Matrix:**	Soil Vapor

Analyses	ppbv Result	ppbv Limit	ug/M^3 Result	ug/M^3 Limit	Qual	DF	Date Analyzed	CAS#
VOLATILE ORGANICS IN AIR		**TO-15**					Analyst: JJ	
Heptane	< 1.0	1.0	< 4.10	4.10		2	2/7/2017	142-82-5
Hexachlorobutadiene	< 2.0	2.0	< 21.3	21.3		2	2/7/2017	87-68-3
Hexane	< 2.0	2.0	< 7.04	7.04		2	2/7/2017	110-54-3
Isopropylbenzene	< 2.0	2.0	< 9.84	9.84		2	2/7/2017	98-82-8
m&p-Xylene	< 2.0	2.0	< 8.68	8.68		2	2/7/2017	179601-23-1
Methyl tert-butyl ether	< 4.0	4.0	< 14.4	14.4		2	2/7/2017	1634-04-4
Methylcyclohexane	< 2.0	2.0	< 8.04	8.04		2	2/7/2017	108-87-2
Methylene chloride	< 4.0	4.0	< 13.9	13.9		2	2/7/2017	75-09-2
Naphthalene	< 10	10	< 52.4	52.4		2	2/7/2017	91-20-3
Nonane	< 2.0	2.0	< 10.5	10.5		2	2/7/2017	111-84-2
Octane	< 2.0	2.0	< 9.34	9.34		2	2/7/2017	111-65-9
o-Xylene	< 1.0	1.0	< 4.34	4.34		2	2/7/2017	95-47-6
Propene (Propylene)	< 2.0	2.0	< 3.44	3.44		2	2/7/2017	115-07-1
Propylbenzene	< 2.0	2.0	< 9.84	9.84		2	2/7/2017	103-65-1
Sec-Butyl benzene	< 2.0	2.0	< 11.0	11.0		2	2/7/2017	135-98-8
Styrene	< 1.0	1.0	< 4.26	4.26		2	2/7/2017	100-42-5
Tert-Butyl benzene	< 2.0	2.0	< 11.0	11.0		2	2/7/2017	98-06-6
Tetrachloroethene	< 2.0	2.0	< 13.6	13.6		2	2/7/2017	127-18-4
Tetrahydrofuran	< 4.0	4.0	< 11.8	11.8		2	2/7/2017	109-99-9
Toluene	**2.5**	**1.0**	**9.43**	**3.77**		2	2/7/2017	108-88-3
trans-1,2-Dichloroethene	< 1.0	1.0	< 3.96	3.96		2	2/7/2017	156-60-5
trans-1,3-Dichloropropene	< 1.0	1.0	< 4.54	4.54		2	2/7/2017	542-75-6
Trichloroethene	< 1.0	1.0	< 5.37	5.37		2	2/7/2017	79-01-6
Trichlorofluoromethane(F-11)	< 1.0	1.0	< 5.62	5.62		2	2/7/2017	75-69-4
Trichlorotrifluoroethane(F-113)	< 1.0	1.0	< 7.66	7.66		2	2/7/2017	76-13-1
Vinyl acetate	< 1.0	1.0	< 3.52	3.52		2	2/7/2017	108-05-4
Vinyl chloride	< 1.0	1.0	< 2.56	2.56		2	2/7/2017	75-01-4
Surr: 4-Bromofluorobenzene	89.4	70-130	%REC					

Tentatively Identified Compounds (TIC's)

Difluoroethane	< 20	20	ppbv		T4	2	2/7/2017

Airtech Environmental Laboratories (AEL) - AZ 0740

4620 E.Elwood St., Suite 13, Phoenix, AZ 85040 480-968-5888 Fax 480-966-1888

Client:	Tetra Tech	**Client Sample ID:**	EE-3
Project:	Hwy 260 + Johnson Ln	**Project Number:**	--
Lab Order:	17A022	**Collection:**	1/24/2017
Lab ID:	03	**Matrix:**	Soil Vapor

	ppbv		ug/M^3				Date	
Analyses	**Result**	**Limit**	**Result**	**Limit**	**Qual**	**DF**	**Analyzed**	**CAS#**
VOLATILE ORGANICS IN AIR		**TO-15**					Analyst: JJ	
1,1,1-Trichloroethane	< 1.0	1.0	< 5.46	5.46		2	2/7/2017	71-55-6
1,1,2,2-Tetrachloroethane	< 1.0	1.0	< 6.87	6.87		2	2/7/2017	79-34-5
1,1,2-Trichloroethane	< 1.0	1.0	< 5.46	5.46		2	2/7/2017	79-00-5
1,1-Dichloroethane	< 1.0	1.0	< 4.05	4.05		2	2/7/2017	75-34-3
1,1-Dichloroethene	< 1.0	1.0	< 3.97	3.97		2	2/7/2017	75-35-4
1,2,4-Trichlorobenzene	< 4.0	4.0	< 29.7	29.7		2	2/7/2017	120-82-1
1,2,4-Trimethylbenzene	**4.7**	**1.0**	**23.1**	**4.92**		2	2/7/2017	95-63-6
1,2-Dibromoethane	< 1.0	1.0	< 7.68	7.68		2	2/7/2017	106-93-4
1,2-Dichlorobenzene	< 1.0	1.0	< 6.01	6.01		2	2/7/2017	95-50-1
1,2-Dichloroethane	< 1.0	1.0	< 4.05	4.05		2	2/7/2017	107-06-2
1,2-Dichloropropane	< 1.0	1.0	< 4.62	4.62		2	2/7/2017	78-87-5
1,3,5-Trimethylbenzene	**1.9**	**1.0**	**9.25**	**4.92**		2	2/7/2017	108-67-8
1,3-Butadiene	< 1.0	1.0	< 2.21	2.21		2	2/7/2017	106-99-0
1,3-Dichlorobenzene	< 1.0	1.0	< 6.01	6.01		2	2/7/2017	541-73-1
1,4-Dichlorobenzene	< 1.0	1.0	< 6.01	6.01		2	2/7/2017	106-46-7
1,4-Dioxane	< 4.0	4.0	< 14.4	14.4		2	2/7/2017	123-91-1
2,2,4-Trimethylpentane	< 1.0	1.0	< 4.66	4.66		2	2/7/2017	540-84-1
2-Butanone (MEK)	< 10	10	< 29.5	29.5		2	2/7/2017	78-93-3
2-Hexanone	< 10	10	< 41.0	41.0		2	2/7/2017	591-78-6
2-Propanol (IPA)	< 10	10	< 24.5	24.5		2	2/7/2017	67-63-0
4-Ethyltoluene	< 2.0	2.0	< 9.84	9.84		2	2/7/2017	622-96-8
4-Methyl-2-pentanone (MIK)	< 10	10	< 41.0	41.0		2	2/7/2017	108-10-1
Acetone	< 10	10	< 23.8	23.8		2	2/7/2017	67-64-1
Allyl chloride	< 2.0	2.0	< 6.26	6.26		2	2/7/2017	107-05-1
Benzene	**6.0**	**1.0**	**19.2**	**3.19**		2	2/7/2017	71-43-2
Benzyl chloride	< 4.0	4.0	< 20.7	20.7		2	2/7/2017	100-44-7
Bromodichloromethane	< 1.0	1.0	< 6.70	6.70		2	2/7/2017	75-27-4
Bromoethene(Vinyl Bromide)	< 1.0	1.0	< 4.37	4.37		2	2/7/2017	593-60-2
Bromoform	< 1.0	1.0	< 10.3	10.3		2	2/7/2017	75-25-2
Bromomethane	< 1.0	1.0	< 3.88	3.88		2	2/7/2017	74-83-9
Butyl benzene	< 2.0	2.0	< 11.0	11.0		2	2/7/2017	104-51-8
Carbon disulfide	< 4.0	4.0	< 12.4	12.4		2	2/7/2017	75-15-0
Carbon tetrachloride	< 1.0	1.0	< 6.29	6.29		2	2/7/2017	56-23-5
Chlorobenzene	< 1.0	1.0	< 4.60	4.60		2	2/7/2017	108-90-7
Chloroethane	< 1.0	1.0	< 2.64	2.64		2	2/7/2017	75-00-3
Chloroform	< 1.0	1.0	< 4.88	4.88		2	2/7/2017	67-66-3
Chloromethane	< 2.0	2.0	< 4.14	4.14		2	2/7/2017	74-87-3
cis-1,2-Dichloroethene	< 1.0	1.0	< 3.96	3.96		2	2/7/2017	156-59-2
cis-1,3-Dichloropropene	< 1.0	1.0	< 4.54	4.54		2	2/7/2017	542-75-6
Cyclohexane	< 1.0	1.0	< 3.44	3.44		2	2/7/2017	110-82-7
Dibromochloromethane	< 1.0	1.0	< 8.52	8.52		2	2/7/2017	124-48-1
Dichlorodifluoromethane(F-12)	< 2.0	2.0	< 9.90	9.90		2	2/7/2017	75-71-8
Dichlorotetrafluoroethane(F-114)	< 1.0	1.0	< 6.99	6.99		2	2/7/2017	76-14-2
Ethanol	< 10	10	< 18.8	18.8		2	2/7/2017	64-17-5
Ethyl Acetate	< 1.0	1.0	< 3.60	3.60		2	2/7/2017	141-78-6
Ethylbenzene	< 1.0	1.0	< 4.34	4.34		2	2/7/2017	100-41-4

Airtech Environmental Laboratories (AEL) - AZ 0740

4620 E.Elwood St., Suite 13, Phoenix, AZ 85040 480-968-5888 Fax 480-966-1888

Client:	Tetra Tech	**Client Sample ID:**	EE-3
Project:	Hwy 260 + Johnson Ln	**Project Number:**	--
Lab Order:	17A022	**Collection:**	1/24/2017
Lab ID:	03	**Matrix:**	Soil Vapor

Analyses	ppbv Result	ppbv Limit	ug/M^3 Result	ug/M^3 Limit	Qual	DF	Date Analyzed	CAS#
VOLATILE ORGANICS IN AIR		**TO-15**					Analyst: JJ	
Heptane	< 1.0	1.0	< 4.10	4.10		2	2/7/2017	142-82-5
Hexachlorobutadiene	< 2.0	2.0	< 21.3	21.3		2	2/7/2017	87-68-3
Hexane	< 2.0	2.0	< 7.04	7.04		2	2/7/2017	110-54-3
Isopropylbenzene	< 2.0	2.0	< 9.84	9.84		2	2/7/2017	98-82-8
m&p-Xylene	**5.4**	**2.0**	**23.4**	**8.68**		2	2/7/2017	179601-23-1
Methyl tert-butyl ether	< 4.0	4.0	< 14.4	14.4		2	2/7/2017	1634-04-4
Methylcyclohexane	< 2.0	2.0	< 8.04	8.04		2	2/7/2017	108-87-2
Methylene chloride	< 4.0	4.0	< 13.9	13.9		2	2/7/2017	75-09-2
Naphthalene	< 10	10	< 52.4	52.4		2	2/7/2017	91-20-3
Nonane	< 2.0	2.0	< 10.5	10.5		2	2/7/2017	111-84-2
Octane	< 2.0	2.0	< 9.34	9.34		2	2/7/2017	111-65-9
o-Xylene	**2.9**	**1.0**	**12.5**	**4.34**		2	2/7/2017	95-47-6
Propene (Propylene)	< 2.0	2.0	< 3.44	3.44		2	2/7/2017	115-07-1
Propylbenzene	< 2.0	2.0	< 9.84	9.84		2	2/7/2017	103-65-1
Sec-Butyl benzene	< 2.0	2.0	< 11.0	11.0		2	2/7/2017	135-98-8
Styrene	< 1.0	1.0	< 4.26	4.26		2	2/7/2017	100-42-5
Tert-Butyl benzene	< 2.0	2.0	< 11.0	11.0		2	2/7/2017	98-06-6
Tetrachloroethene	**4.0**	**2.0**	**27.3**	**13.6**		2	2/7/2017	127-18-4
Tetrahydrofuran	< 4.0	4.0	< 11.8	11.8		2	2/7/2017	109-99-9
Toluene	**3.8**	**1.0**	**14.4**	**3.77**		2	2/7/2017	108-88-3
trans-1,2-Dichloroethene	< 1.0	1.0	< 3.96	3.96		2	2/7/2017	156-60-5
trans-1,3-Dichloropropene	< 1.0	1.0	< 4.54	4.54		2	2/7/2017	542-75-6
Trichloroethene	< 1.0	1.0	< 5.37	5.37		2	2/7/2017	79-01-6
Trichlorofluoromethane(F-11)	< 1.0	1.0	< 5.62	5.62		2	2/7/2017	75-69-4
Trichlorotrifluoroethane(F-113)	< 1.0	1.0	< 7.66	7.66		2	2/7/2017	76-13-1
Vinyl acetate	< 1.0	1.0	< 3.52	3.52		2	2/7/2017	108-05-4
Vinyl chloride	< 1.0	1.0	< 2.56	2.56		2	2/7/2017	75-01-4
Surr: 4-Bromofluorobenzene	89.5	70-130	%REC					

Tentatively Identified Compounds (TIC's)

Difluoroethane	< 20	20	ppbv		T4	2	2/7/2017

Airtech Environmental Laboratories (AEL) - AZ 0740

4620 E.Elwood St., Suite 13, Phoenix, AZ 85040 480-968-5888 Fax 480-966-1888

Client:	Tetra Tech	**Client Sample ID:**	EE-5
Project:	Hwy 260 + Johnson Ln	**Project Number:**	--
Lab Order:	17A022	**Collection:**	1/24/2017
Lab ID:	04	**Matrix:**	Soil Vapor

	ppbv		ug/M^3				Date	
Analyses	**Result**	**Limit**	**Result**	**Limit**	**Qual**	**DF**	**Analyzed**	**CAS#**
VOLATILE ORGANICS IN AIR		**TO-15**					Analyst: JJ	
1,1,1-Trichloroethane	< 1.0	1.0	< 5.46	5.46		2	2/7/2017	71-55-6
1,1,2,2-Tetrachloroethane	< 1.0	1.0	< 6.87	6.87		2	2/7/2017	79-34-5
1,1,2-Trichloroethane	< 1.0	1.0	< 5.46	5.46		2	2/7/2017	79-00-5
1,1-Dichloroethane	< 1.0	1.0	< 4.05	4.05		2	2/7/2017	75-34-3
1,1-Dichloroethene	< 1.0	1.0	< 3.97	3.97		2	2/7/2017	75-35-4
1,2,4-Trichlorobenzene	< 4.0	4.0	< 29.7	29.7		2	2/7/2017	120-82-1
1,2,4-Trimethylbenzene	< 1.0	1.0	< 4.92	4.92		2	2/7/2017	95-63-6
1,2-Dibromoethane	< 1.0	1.0	< 7.68	7.68		2	2/7/2017	106-93-4
1,2-Dichlorobenzene	< 1.0	1.0	< 6.01	6.01		2	2/7/2017	95-50-1
1,2-Dichloroethane	< 1.0	1.0	< 4.05	4.05		2	2/7/2017	107-06-2
1,2-Dichloropropane	< 1.0	1.0	< 4.62	4.62		2	2/7/2017	78-87-5
1,3,5-Trimethylbenzene	< 1.0	1.0	< 4.92	4.92		2	2/7/2017	108-67-8
1,3-Butadiene	< 1.0	1.0	< 2.21	2.21		2	2/7/2017	106-99-0
1,3-Dichlorobenzene	< 1.0	1.0	< 6.01	6.01		2	2/7/2017	541-73-1
1,4-Dichlorobenzene	< 1.0	1.0	< 6.01	6.01		2	2/7/2017	106-46-7
1,4-Dioxane	< 4.0	4.0	< 14.4	14.4		2	2/7/2017	123-91-1
2,2,4-Trimethylpentane	< 1.0	1.0	< 4.66	4.66		2	2/7/2017	540-84-1
2-Butanone (MEK)	< 10	10	< 29.5	29.5		2	2/7/2017	78-93-3
2-Hexanone	< 10	10	< 41.0	41.0		2	2/7/2017	591-78-6
2-Propanol (IPA)	< 10	10	< 24.5	24.5		2	2/7/2017	67-63-0
4-Ethyltoluene	< 2.0	2.0	< 9.84	9.84		2	2/7/2017	622-96-8
4-Methyl-2-pentanone (MIK)	< 10	10	< 41.0	41.0		2	2/7/2017	108-10-1
Acetone	< 10	10	< 23.8	23.8		2	2/7/2017	67-64-1
Allyl chloride	< 2.0	2.0	< 6.26	6.26		2	2/7/2017	107-05-1
Benzene	**4.7**	**1.0**	**15.0**	**3.19**		2	2/7/2017	71-43-2
Benzyl chloride	< 4.0	4.0	< 20.7	20.7		2	2/7/2017	100-44-7
Bromodichloromethane	< 1.0	1.0	< 6.70	6.70		2	2/7/2017	75-27-4
Bromoethene(Vinyl Bromide)	< 1.0	1.0	< 4.37	4.37		2	2/7/2017	593-60-2
Bromoform	< 1.0	1.0	< 10.3	10.3		2	2/7/2017	75-25-2
Bromomethane	< 1.0	1.0	< 3.88	3.88		2	2/7/2017	74-83-9
Butyl benzene	< 2.0	2.0	< 11.0	11.0		2	2/7/2017	104-51-8
Carbon disulfide	< 4.0	4.0	< 12.4	12.4		2	2/7/2017	75-15-0
Carbon tetrachloride	< 1.0	1.0	< 6.29	6.29		2	2/7/2017	56-23-5
Chlorobenzene	< 1.0	1.0	< 4.60	4.60		2	2/7/2017	108-90-7
Chloroethane	< 1.0	1.0	< 2.64	2.64		2	2/7/2017	75-00-3
Chloroform	< 1.0	1.0	< 4.88	4.88		2	2/7/2017	67-66-3
Chloromethane	< 2.0	2.0	< 4.14	4.14		2	2/7/2017	74-87-3
cis-1,2-Dichloroethene	< 1.0	1.0	< 3.96	3.96		2	2/7/2017	156-59-2
cis-1,3-Dichloropropene	< 1.0	1.0	< 4.54	4.54		2	2/7/2017	542-75-6
Cyclohexane	< 1.0	1.0	< 3.44	3.44		2	2/7/2017	110-82-7
Dibromochloromethane	< 1.0	1.0	< 8.52	8.52		2	2/7/2017	124-48-1
Dichlorodifluoromethane(F-12)	< 2.0	2.0	< 9.90	9.90		2	2/7/2017	75-71-8
Dichlorotetrafluoroethane(F-114)	< 1.0	1.0	< 6.99	6.99		2	2/7/2017	76-14-2
Ethanol	< 10	10	< 18.8	18.8		2	2/7/2017	64-17-5
Ethyl Acetate	< 1.0	1.0	< 3.60	3.60		2	2/7/2017	141-78-6
Ethylbenzene	< 1.0	1.0	< 4.34	4.34		2	2/7/2017	100-41-4

Airtech Environmental Laboratories (AEL) - AZ 0740

4620 E.Elwood St., Suite 13, Phoenix, AZ 85040 480-968-5888 Fax 480-966-1888

Client:	Tetra Tech	**Client Sample ID:**	EE-5
Project:	Hwy 260 + Johnson Ln	**Project Number:**	--
Lab Order:	17A022	**Collection:**	1/24/2017
Lab ID:	04	**Matrix:**	Soil Vapor

Analyses	ppbv Result	ppbv Limit	ug/M^3 Result	ug/M^3 Limit	Qual	DF	Date Analyzed	CAS#
VOLATILE ORGANICS IN AIR		**TO-15**					Analyst: JJ	
Heptane	< 1.0	1.0	< 4.10	4.10		2	2/7/2017	142-82-5
Hexachlorobutadiene	< 2.0	2.0	< 21.3	21.3		2	2/7/2017	87-68-3
Hexane	< 2.0	2.0	< 7.04	7.04		2	2/7/2017	110-54-3
Isopropylbenzene	< 2.0	2.0	< 9.84	9.84		2	2/7/2017	98-82-8
m&p-Xylene	< 2.0	2.0	< 8.68	8.68		2	2/7/2017	179601-23-1
Methyl tert-butyl ether	< 4.0	4.0	< 14.4	14.4		2	2/7/2017	1634-04-4
Methylcyclohexane	< 2.0	2.0	< 8.04	8.04		2	2/7/2017	108-87-2
Methylene chloride	< 4.0	4.0	< 13.9	13.9		2	2/7/2017	75-09-2
Naphthalene	< 10	10	< 52.4	52.4		2	2/7/2017	91-20-3
Nonane	< 2.0	2.0	< 10.5	10.5		2	2/7/2017	111-84-2
Octane	< 2.0	2.0	< 9.34	9.34		2	2/7/2017	111-65-9
o-Xylene	< 1.0	1.0	< 4.34	4.34		2	2/7/2017	95-47-6
Propene (Propylene)	< 2.0	2.0	< 3.44	3.44		2	2/7/2017	115-07-1
Propylbenzene	< 2.0	2.0	< 9.84	9.84		2	2/7/2017	103-65-1
Sec-Butyl benzene	< 2.0	2.0	< 11.0	11.0		2	2/7/2017	135-98-8
Styrene	< 1.0	1.0	< 4.26	4.26		2	2/7/2017	100-42-5
Tert-Butyl benzene	< 2.0	2.0	< 11.0	11.0		2	2/7/2017	98-06-6
Tetrachloroethene	< 2.0	2.0	< 13.6	13.6		2	2/7/2017	127-18-4
Tetrahydrofuran	< 4.0	4.0	< 11.8	11.8		2	2/7/2017	109-99-9
Toluene	**3.4**	**1.0**	**12.7**	**3.77**		2	2/7/2017	108-88-3
trans-1,2-Dichloroethene	< 1.0	1.0	< 3.96	3.96		2	2/7/2017	156-60-5
trans-1,3-Dichloropropene	< 1.0	1.0	< 4.54	4.54		2	2/7/2017	542-75-6
Trichloroethene	< 1.0	1.0	< 5.37	5.37		2	2/7/2017	79-01-6
Trichlorofluoromethane(F-11)	< 1.0	1.0	< 5.62	5.62		2	2/7/2017	75-69-4
Trichlorotrifluoroethane(F-113)	< 1.0	1.0	< 7.66	7.66		2	2/7/2017	76-13-1
Vinyl acetate	< 1.0	1.0	< 3.52	3.52		2	2/7/2017	108-05-4
Vinyl chloride	< 1.0	1.0	< 2.56	2.56		2	2/7/2017	75-01-4
Surr: 4-Bromofluorobenzene	90.1	70-130	%REC					

Tentatively Identified Compounds (TIC's)

Difluoroethane	< 20	20	ppbv		T4	2	2/7/2017

Airtech Environmental Laboratories (AEL) - AZ 0740

4620 E.Elwood St., Suite 13, Phoenix, AZ 85040 480-968-5888 Fax 480-966-1888

Client:	Tetra Tech	**Client Sample ID:**	EE-12
Project:	Hwy 260 + Johnson Ln	**Project Number:**	--
Lab Order:	17A022	**Collection:**	1/24/2017
Lab ID:	05	**Matrix:**	Soil Vapor

	ppbv		ug/M^3				Date	
Analyses	**Result**	**Limit**	**Result**	**Limit**	**Qual**	**DF**	**Analyzed**	**CAS#**
VOLATILE ORGANICS IN AIR		**TO-15**					Analyst: JJ	
1,1,1-Trichloroethane	< 1.0	1.0	< 5.46	5.46		2	2/7/2017	71-55-6
1,1,2,2-Tetrachloroethane	< 1.0	1.0	< 6.87	6.87		2	2/7/2017	79-34-5
1,1,2-Trichloroethane	< 1.0	1.0	< 5.46	5.46		2	2/7/2017	79-00-5
1,1-Dichloroethane	< 1.0	1.0	< 4.05	4.05		2	2/7/2017	75-34-3
1,1-Dichloroethene	< 1.0	1.0	< 3.97	3.97		2	2/7/2017	75-35-4
1,2,4-Trichlorobenzene	< 4.0	4.0	< 29.7	29.7		2	2/7/2017	120-82-1
1,2,4-Trimethylbenzene	< 1.0	1.0	< 4.92	4.92		2	2/7/2017	95-63-6
1,2-Dibromoethane	< 1.0	1.0	< 7.68	7.68		2	2/7/2017	106-93-4
1,2-Dichlorobenzene	< 1.0	1.0	< 6.01	6.01		2	2/7/2017	95-50-1
1,2-Dichloroethane	< 1.0	1.0	< 4.05	4.05		2	2/7/2017	107-06-2
1,2-Dichloropropane	< 1.0	1.0	< 4.62	4.62		2	2/7/2017	78-87-5
1,3,5-Trimethylbenzene	< 1.0	1.0	< 4.92	4.92		2	2/7/2017	108-67-8
1,3-Butadiene	< 1.0	1.0	< 2.21	2.21		2	2/7/2017	106-99-0
1,3-Dichlorobenzene	< 1.0	1.0	< 6.01	6.01		2	2/7/2017	541-73-1
1,4-Dichlorobenzene	< 1.0	1.0	< 6.01	6.01		2	2/7/2017	106-46-7
1,4-Dioxane	< 4.0	4.0	< 14.4	14.4		2	2/7/2017	123-91-1
2,2,4-Trimethylpentane	**1.4**	**1.0**	**6.52**	**4.66**		2	2/7/2017	540-84-1
2-Butanone (MEK)	< 10	10	< 29.5	29.5		2	2/7/2017	78-93-3
2-Hexanone	< 10	10	< 41.0	41.0		2	2/7/2017	591-78-6
2-Propanol (IPA)	< 10	10	< 24.5	24.5		2	2/7/2017	67-63-0
4-Ethyltoluene	< 2.0	2.0	< 9.84	9.84		2	2/7/2017	622-96-8
4-Methyl-2-pentanone (MIK)	< 10	10	< 41.0	41.0		2	2/7/2017	108-10-1
Acetone	< 10	10	< 23.8	23.8		2	2/7/2017	67-64-1
Allyl chloride	< 2.0	2.0	< 6.26	6.26		2	2/7/2017	107-05-1
Benzene	< 1.0	1.0	< 3.19	3.19		2	2/7/2017	71-43-2
Benzyl chloride	< 4.0	4.0	< 20.7	20.7		2	2/7/2017	100-44-7
Bromodichloromethane	< 1.0	1.0	< 6.70	6.70		2	2/7/2017	75-27-4
Bromoethene(Vinyl Bromide)	< 1.0	1.0	< 4.37	4.37		2	2/7/2017	593-60-2
Bromoform	< 1.0	1.0	< 10.3	10.3		2	2/7/2017	75-25-2
Bromomethane	< 1.0	1.0	< 3.88	3.88		2	2/7/2017	74-83-9
Butyl benzene	< 2.0	2.0	< 11.0	11.0		2	2/7/2017	104-51-8
Carbon disulfide	< 4.0	4.0	< 12.4	12.4		2	2/7/2017	75-15-0
Carbon tetrachloride	< 1.0	1.0	< 6.29	6.29		2	2/7/2017	56-23-5
Chlorobenzene	< 1.0	1.0	< 4.60	4.60		2	2/7/2017	108-90-7
Chloroethane	< 1.0	1.0	< 2.64	2.64		2	2/7/2017	75-00-3
Chloroform	< 1.0	1.0	< 4.88	4.88		2	2/7/2017	67-66-3
Chloromethane	< 2.0	2.0	< 4.14	4.14		2	2/7/2017	74-87-3
cis-1,2-Dichloroethene	< 1.0	1.0	< 3.96	3.96		2	2/7/2017	156-59-2
cis-1,3-Dichloropropene	< 1.0	1.0	< 4.54	4.54		2	2/7/2017	542-75-6
Cyclohexane	< 1.0	1.0	< 3.44	3.44		2	2/7/2017	110-82-7
Dibromochloromethane	< 1.0	1.0	< 8.52	8.52		2	2/7/2017	124-48-1
Dichlorodifluoromethane(F-12)	< 2.0	2.0	< 9.90	9.90		2	2/7/2017	75-71-8
Dichlorotetrafluoroethane(F-114)	< 1.0	1.0	< 6.99	6.99		2	2/7/2017	76-14-2
Ethanol	< 10	10	< 18.8	18.8		2	2/7/2017	64-17-5
Ethyl Acetate	< 1.0	1.0	< 3.60	3.60		2	2/7/2017	141-78-6
Ethylbenzene	< 1.0	1.0	< 4.34	4.34		2	2/7/2017	100-41-4

Airtech Environmental Laboratories (AEL) - AZ 0740

4620 E.Elwood St., Suite 13, Phoenix, AZ 85040 480-968-5888 Fax 480-966-1888

Client:	Tetra Tech	**Client Sample ID:**	EE-12
Project:	Hwy 260 + Johnson Ln	**Project Number:**	--
Lab Order:	17A022	**Collection:**	1/24/2017
Lab ID:	05	**Matrix:**	Soil Vapor

Analyses	ppbv Result	ppbv Limit	ug/M^3 Result	ug/M^3 Limit	Qual	DF	Date Analyzed	CAS#
VOLATILE ORGANICS IN AIR		**TO-15**					Analyst: JJ	
Heptane	< 1.0	1.0	< 4.10	4.10		2	2/7/2017	142-82-5
Hexachlorobutadiene	< 2.0	2.0	< 21.3	21.3		2	2/7/2017	87-68-3
Hexane	< 2.0	2.0	< 7.04	7.04		2	2/7/2017	110-54-3
Isopropylbenzene	< 2.0	2.0	< 9.84	9.84		2	2/7/2017	98-82-8
m&p-Xylene	< 2.0	2.0	< 8.68	8.68		2	2/7/2017	179601-23-1
Methyl tert-butyl ether	< 4.0	4.0	< 14.4	14.4		2	2/7/2017	1634-04-4
Methylcyclohexane	< 2.0	2.0	< 8.04	8.04		2	2/7/2017	108-87-2
Methylene chloride	< 4.0	4.0	< 13.9	13.9		2	2/7/2017	75-09-2
Naphthalene	< 10	10	< 52.4	52.4		2	2/7/2017	91-20-3
Nonane	< 2.0	2.0	< 10.5	10.5		2	2/7/2017	111-84-2
Octane	< 2.0	2.0	< 9.34	9.34		2	2/7/2017	111-65-9
o-Xylene	< 1.0	1.0	< 4.34	4.34		2	2/7/2017	95-47-6
Propene (Propylene)	< 2.0	2.0	< 3.44	3.44		2	2/7/2017	115-07-1
Propylbenzene	< 2.0	2.0	< 9.84	9.84		2	2/7/2017	103-65-1
Sec-Butyl benzene	< 2.0	2.0	< 11.0	11.0		2	2/7/2017	135-98-8
Styrene	< 1.0	1.0	< 4.26	4.26		2	2/7/2017	100-42-5
Tert-Butyl benzene	< 2.0	2.0	< 11.0	11.0		2	2/7/2017	98-06-6
Tetrachloroethene	< 2.0	2.0	< 13.6	13.6		2	2/7/2017	127-18-4
Tetrahydrofuran	< 4.0	4.0	< 11.8	11.8		2	2/7/2017	109-99-9
Toluene	< 1.0	1.0	< 3.77	3.77		2	2/7/2017	108-88-3
trans-1,2-Dichloroethene	< 1.0	1.0	< 3.96	3.96		2	2/7/2017	156-60-5
trans-1,3-Dichloropropene	< 1.0	1.0	< 4.54	4.54		2	2/7/2017	542-75-6
Trichloroethene	< 1.0	1.0	< 5.37	5.37		2	2/7/2017	79-01-6
Trichlorofluoromethane(F-11)	< 1.0	1.0	< 5.62	5.62		2	2/7/2017	75-69-4
Trichlorotrifluoroethane(F-113)	< 1.0	1.0	< 7.66	7.66		2	2/7/2017	76-13-1
Vinyl acetate	< 1.0	1.0	< 3.52	3.52		2	2/7/2017	108-05-4
Vinyl chloride	< 1.0	1.0	< 2.56	2.56		2	2/7/2017	75-01-4
Surr: 4-Bromofluorobenzene	89.7	70-130	%REC					

Tentatively Identified Compounds (TIC's)

Difluoroethane	< 20	20	ppbv		T4	2	2/7/2017

Airtech Environmental Laboratories (AEL) - AZ 0740

4620 E.Elwood St., Suite 13, Phoenix, AZ 85040 480-968-5888 Fax 480-966-1888

Client:	Tetra Tech	**Client Sample ID:**	EE-13
Project:	Hwy 260 + Johnson Ln	**Project Number:**	--
Lab Order:	17A022	**Collection:**	1/24/2017
Lab ID:	06	**Matrix:**	Soil Vapor

	ppbv		ug/M^3				Date	
Analyses	**Result**	**Limit**	**Result**	**Limit**	**Qual**	**DF**	**Analyzed**	**CAS#**
VOLATILE ORGANICS IN AIR		**TO-15**					Analyst: JJ	
1,1,1-Trichloroethane	< 1.0	1.0	< 5.46	5.46		2	2/8/2017	71-55-6
1,1,2,2-Tetrachloroethane	< 1.0	1.0	< 6.87	6.87		2	2/8/2017	79-34-5
1,1,2-Trichloroethane	< 1.0	1.0	< 5.46	5.46		2	2/8/2017	79-00-5
1,1-Dichloroethane	< 1.0	1.0	< 4.05	4.05		2	2/8/2017	75-34-3
1,1-Dichloroethene	< 1.0	1.0	< 3.97	3.97		2	2/8/2017	75-35-4
1,2,4-Trichlorobenzene	< 4.0	4.0	< 29.7	29.7		2	2/8/2017	120-82-1
1,2,4-Trimethylbenzene	**1.1**	**1.0**	**5.22**	**4.92**		2	2/8/2017	95-63-6
1,2-Dibromoethane	< 1.0	1.0	< 7.68	7.68		2	2/8/2017	106-93-4
1,2-Dichlorobenzene	< 1.0	1.0	< 6.01	6.01		2	2/8/2017	95-50-1
1,2-Dichloroethane	< 1.0	1.0	< 4.05	4.05		2	2/8/2017	107-06-2
1,2-Dichloropropane	< 1.0	1.0	< 4.62	4.62		2	2/8/2017	78-87-5
1,3,5-Trimethylbenzene	< 1.0	1.0	< 4.92	4.92		2	2/8/2017	108-67-8
1,3-Butadiene	< 1.0	1.0	< 2.21	2.21		2	2/8/2017	106-99-0
1,3-Dichlorobenzene	< 1.0	1.0	< 6.01	6.01		2	2/8/2017	541-73-1
1,4-Dichlorobenzene	< 1.0	1.0	< 6.01	6.01		2	2/8/2017	106-46-7
1,4-Dioxane	< 4.0	4.0	< 14.4	14.4		2	2/8/2017	123-91-1
2,2,4-Trimethylpentane	< 1.0	1.0	< 4.66	4.66		2	2/8/2017	540-84-1
2-Butanone (MEK)	< 10	10	< 29.5	29.5		2	2/8/2017	78-93-3
2-Hexanone	< 10	10	< 41.0	41.0		2	2/8/2017	591-78-6
2-Propanol (IPA)	< 10	10	< 24.5	24.5		2	2/8/2017	67-63-0
4-Ethyltoluene	< 2.0	2.0	< 9.84	9.84		2	2/8/2017	622-96-8
4-Methyl-2-pentanone (MIK)	< 10	10	< 41.0	41.0		2	2/8/2017	108-10-1
Acetone	< 10	10	< 23.8	23.8		2	2/8/2017	67-64-1
Allyl chloride	< 2.0	2.0	< 6.26	6.26		2	2/8/2017	107-05-1
Benzene	< 1.0	1.0	< 3.19	3.19		2	2/8/2017	71-43-2
Benzyl chloride	< 4.0	4.0	< 20.7	20.7		2	2/8/2017	100-44-7
Bromodichloromethane	< 1.0	1.0	< 6.70	6.70		2	2/8/2017	75-27-4
Bromoethene(Vinyl Bromide)	< 1.0	1.0	< 4.37	4.37		2	2/8/2017	593-60-2
Bromoform	< 1.0	1.0	< 10.3	10.3		2	2/8/2017	75-25-2
Bromomethane	< 1.0	1.0	< 3.88	3.88		2	2/8/2017	74-83-9
Butyl benzene	< 2.0	2.0	< 11.0	11.0		2	2/8/2017	104-51-8
Carbon disulfide	< 4.0	4.0	< 12.4	12.4		2	2/8/2017	75-15-0
Carbon tetrachloride	< 1.0	1.0	< 6.29	6.29		2	2/8/2017	56-23-5
Chlorobenzene	< 1.0	1.0	< 4.60	4.60		2	2/8/2017	108-90-7
Chloroethane	< 1.0	1.0	< 2.64	2.64		2	2/8/2017	75-00-3
Chloroform	< 1.0	1.0	< 4.88	4.88		2	2/8/2017	67-66-3
Chloromethane	< 2.0	2.0	< 4.14	4.14		2	2/8/2017	74-87-3
cis-1,2-Dichloroethene	< 1.0	1.0	< 3.96	3.96		2	2/8/2017	156-59-2
cis-1,3-Dichloropropene	< 1.0	1.0	< 4.54	4.54		2	2/8/2017	542-75-6
Cyclohexane	< 1.0	1.0	< 3.44	3.44		2	2/8/2017	110-82-7
Dibromochloromethane	< 1.0	1.0	< 8.52	8.52		2	2/8/2017	124-48-1
Dichlorodifluoromethane(F-12)	< 2.0	2.0	< 9.90	9.90		2	2/8/2017	75-71-8
Dichlorotetrafluoroethane(F-114)	< 1.0	1.0	< 6.99	6.99		2	2/8/2017	76-14-2
Ethanol	< 10	10	< 18.8	18.8		2	2/8/2017	64-17-5
Ethyl Acetate	< 1.0	1.0	< 3.60	3.60		2	2/8/2017	141-78-6
Ethylbenzene	< 1.0	1.0	< 4.34	4.34		2	2/8/2017	100-41-4

Airtech Environmental Laboratories (AEL) - AZ 0740

4620 E.Elwood St., Suite 13, Phoenix, AZ 85040 480-968-5888 Fax 480-966-1888

Client:	Tetra Tech	**Client Sample ID:**	EE-13
Project:	Hwy 260 + Johnson Ln	**Project Number:**	--
Lab Order:	17A022	**Collection:**	1/24/2017
Lab ID:	06	**Matrix:**	Soil Vapor

Analyses	ppbv Result	ppbv Limit	ug/M^3 Result	ug/M^3 Limit	Qual	DF	Date Analyzed	CAS#
VOLATILE ORGANICS IN AIR		**TO-15**					Analyst: JJ	
Heptane	< 1.0	1.0	< 4.10	4.10		2	2/8/2017	142-82-5
Hexachlorobutadiene	< 2.0	2.0	< 21.3	21.3		2	2/8/2017	87-68-3
Hexane	< 2.0	2.0	< 7.04	7.04		2	2/8/2017	110-54-3
Isopropylbenzene	< 2.0	2.0	< 9.84	9.84		2	2/8/2017	98-82-8
m&p-Xylene	< 2.0	2.0	< 8.68	8.68		2	2/8/2017	179601-23-1
Methyl tert-butyl ether	< 4.0	4.0	< 14.4	14.4		2	2/8/2017	1634-04-4
Methylcyclohexane	< 2.0	2.0	< 8.04	8.04		2	2/8/2017	108-87-2
Methylene chloride	< 4.0	4.0	< 13.9	13.9		2	2/8/2017	75-09-2
Naphthalene	< 10	10	< 52.4	52.4		2	2/8/2017	91-20-3
Nonane	< 2.0	2.0	< 10.5	10.5		2	2/8/2017	111-84-2
Octane	< 2.0	2.0	< 9.34	9.34		2	2/8/2017	111-65-9
o-Xylene	< 1.0	1.0	< 4.34	4.34		2	2/8/2017	95-47-6
Propene (Propylene)	< 2.0	2.0	< 3.44	3.44		2	2/8/2017	115-07-1
Propylbenzene	< 2.0	2.0	< 9.84	9.84		2	2/8/2017	103-65-1
Sec-Butyl benzene	< 2.0	2.0	< 11.0	11.0		2	2/8/2017	135-98-8
Styrene	< 1.0	1.0	< 4.26	4.26		2	2/8/2017	100-42-5
Tert-Butyl benzene	< 2.0	2.0	< 11.0	11.0		2	2/8/2017	98-06-6
Tetrachloroethene	< 2.0	2.0	< 13.6	13.6		2	2/8/2017	127-18-4
Tetrahydrofuran	< 4.0	4.0	< 11.8	11.8		2	2/8/2017	109-99-9
Toluene	< 1.0	1.0	< 3.77	3.77		2	2/8/2017	108-88-3
trans-1,2-Dichloroethene	< 1.0	1.0	< 3.96	3.96		2	2/8/2017	156-60-5
trans-1,3-Dichloropropene	< 1.0	1.0	< 4.54	4.54		2	2/8/2017	542-75-6
Trichloroethene	< 1.0	1.0	< 5.37	5.37		2	2/8/2017	79-01-6
Trichlorofluoromethane(F-11)	< 1.0	1.0	< 5.62	5.62		2	2/8/2017	75-69-4
Trichlorotrifluoroethane(F-113)	< 1.0	1.0	< 7.66	7.66		2	2/8/2017	76-13-1
Vinyl acetate	< 1.0	1.0	< 3.52	3.52		2	2/8/2017	108-05-4
Vinyl chloride	< 1.0	1.0	< 2.56	2.56		2	2/8/2017	75-01-4
Surr: 4-Bromofluorobenzene	93.8	70-130	%REC					

Tentatively Identified Compounds (TIC's)

Difluoroethane	< 20	20	ppbv		T4	2	2/8/2017

Airtech Environmental Laboratories (AEL) - AZ 0740

4620 E.Elwood St., Suite 13, Phoenix, AZ 85040 480-968-5888 Fax 480-966-1888

Client:	Tetra Tech	**Client Sample ID:**	EE-14
Project:	Hwy 260 + Johnson Ln	**Project Number:**	--
Lab Order:	17A022	**Collection:**	1/24/2017
Lab ID:	07	**Matrix:**	Soil Vapor

	ppbv		ug/M^3				Date	
Analyses	**Result**	**Limit**	**Result**	**Limit**	**Qual**	**DF**	**Analyzed**	**CAS#**
VOLATILE ORGANICS IN AIR		**TO-15**					Analyst: JJ	
1,1,1-Trichloroethane	< 1.0	1.0	< 5.46	5.46		2	2/8/2017	71-55-6
1,1,2,2-Tetrachloroethane	< 1.0	1.0	< 6.87	6.87		2	2/8/2017	79-34-5
1,1,2-Trichloroethane	< 1.0	1.0	< 5.46	5.46		2	2/8/2017	79-00-5
1,1-Dichloroethane	< 1.0	1.0	< 4.05	4.05		2	2/8/2017	75-34-3
1,1-Dichloroethene	< 1.0	1.0	< 3.97	3.97		2	2/8/2017	75-35-4
1,2,4-Trichlorobenzene	< 4.0	4.0	< 29.7	29.7		2	2/8/2017	120-82-1
1,2,4-Trimethylbenzene	< 1.0	1.0	< 4.92	4.92		2	2/8/2017	95-63-6
1,2-Dibromoethane	< 1.0	1.0	< 7.68	7.68		2	2/8/2017	106-93-4
1,2-Dichlorobenzene	< 1.0	1.0	< 6.01	6.01		2	2/8/2017	95-50-1
1,2-Dichloroethane	< 1.0	1.0	< 4.05	4.05		2	2/8/2017	107-06-2
1,2-Dichloropropane	< 1.0	1.0	< 4.62	4.62		2	2/8/2017	78-87-5
1,3,5-Trimethylbenzene	< 1.0	1.0	< 4.92	4.92		2	2/8/2017	108-67-8
1,3-Butadiene	< 1.0	1.0	< 2.21	2.21		2	2/8/2017	106-99-0
1,3-Dichlorobenzene	< 1.0	1.0	< 6.01	6.01		2	2/8/2017	541-73-1
1,4-Dichlorobenzene	< 1.0	1.0	< 6.01	6.01		2	2/8/2017	106-46-7
1,4-Dioxane	< 4.0	4.0	< 14.4	14.4		2	2/8/2017	123-91-1
2,2,4-Trimethylpentane	< 1.0	1.0	< 4.66	4.66		2	2/8/2017	540-84-1
2-Butanone (MEK)	< 10	10	< 29.5	29.5		2	2/8/2017	78-93-3
2-Hexanone	< 10	10	< 41.0	41.0		2	2/8/2017	591-78-6
2-Propanol (IPA)	< 10	10	< 24.5	24.5		2	2/8/2017	67-63-0
4-Ethyltoluene	< 2.0	2.0	< 9.84	9.84		2	2/8/2017	622-96-8
4-Methyl-2-pentanone (MIK)	< 10	10	< 41.0	41.0		2	2/8/2017	108-10-1
Acetone	**23**	**10**	**54.8**	**23.8**		2	2/8/2017	67-64-1
Allyl chloride	< 2.0	2.0	< 6.26	6.26		2	2/8/2017	107-05-1
Benzene	**3.3**	**1.0**	**10.4**	**3.19**		2	2/8/2017	71-43-2
Benzyl chloride	< 4.0	4.0	< 20.7	20.7		2	2/8/2017	100-44-7
Bromodichloromethane	< 1.0	1.0	< 6.70	6.70		2	2/8/2017	75-27-4
Bromoethene(Vinyl Bromide)	< 1.0	1.0	< 4.37	4.37		2	2/8/2017	593-60-2
Bromoform	< 1.0	1.0	< 10.3	10.3		2	2/8/2017	75-25-2
Bromomethane	< 1.0	1.0	< 3.88	3.88		2	2/8/2017	74-83-9
Butyl benzene	< 2.0	2.0	< 11.0	11.0		2	2/8/2017	104-51-8
Carbon disulfide	< 4.0	4.0	< 12.4	12.4		2	2/8/2017	75-15-0
Carbon tetrachloride	< 1.0	1.0	< 6.29	6.29		2	2/8/2017	56-23-5
Chlorobenzene	< 1.0	1.0	< 4.60	4.60		2	2/8/2017	108-90-7
Chloroethane	< 1.0	1.0	< 2.64	2.64		2	2/8/2017	75-00-3
Chloroform	< 1.0	1.0	< 4.88	4.88		2	2/8/2017	67-66-3
Chloromethane	< 2.0	2.0	< 4.14	4.14		2	2/8/2017	74-87-3
cis-1,2-Dichloroethene	< 1.0	1.0	< 3.96	3.96		2	2/8/2017	156-59-2
cis-1,3-Dichloropropene	< 1.0	1.0	< 4.54	4.54		2	2/8/2017	542-75-6
Cyclohexane	< 1.0	1.0	< 3.44	3.44		2	2/8/2017	110-82-7
Dibromochloromethane	< 1.0	1.0	< 8.52	8.52		2	2/8/2017	124-48-1
Dichlorodifluoromethane(F-12)	< 2.0	2.0	< 9.90	9.90		2	2/8/2017	75-71-8
Dichlorotetrafluoroethane(F-114)	< 1.0	1.0	< 6.99	6.99		2	2/8/2017	76-14-2
Ethanol	< 10	10	< 18.8	18.8		2	2/8/2017	64-17-5
Ethyl Acetate	< 1.0	1.0	< 3.60	3.60		2	2/8/2017	141-78-6
Ethylbenzene	< 1.0	1.0	< 4.34	4.34		2	2/8/2017	100-41-4

Airtech Environmental Laboratories (AEL) - AZ 0740

4620 E.Elwood St., Suite 13, Phoenix, AZ 85040 480-968-5888 Fax 480-966-1888

Client:	Tetra Tech	**Client Sample ID:**	EE-14
Project:	Hwy 260 + Johnson Ln	**Project Number:**	--
Lab Order:	17A022	**Collection:**	1/24/2017
Lab ID:	07	**Matrix:**	Soil Vapor

Analyses	ppbv Result	ppbv Limit	ug/M^3 Result	ug/M^3 Limit	Qual	DF	Date Analyzed	CAS#
VOLATILE ORGANICS IN AIR		**TO-15**					Analyst: JJ	
Heptane	< 1.0	1.0	< 4.10	4.10		2	2/8/2017	142-82-5
Hexachlorobutadiene	< 2.0	2.0	< 21.3	21.3		2	2/8/2017	87-68-3
Hexane	< 2.0	2.0	< 7.04	7.04		2	2/8/2017	110-54-3
Isopropylbenzene	< 2.0	2.0	< 9.84	9.84		2	2/8/2017	98-82-8
m&p-Xylene	< 2.0	2.0	< 8.68	8.68		2	2/8/2017	179601-23-1
Methyl tert-butyl ether	< 4.0	4.0	< 14.4	14.4		2	2/8/2017	1634-04-4
Methylcyclohexane	< 2.0	2.0	< 8.04	8.04		2	2/8/2017	108-87-2
Methylene chloride	< 4.0	4.0	< 13.9	13.9		2	2/8/2017	75-09-2
Naphthalene	< 10	10	< 52.4	52.4		2	2/8/2017	91-20-3
Nonane	< 2.0	2.0	< 10.5	10.5		2	2/8/2017	111-84-2
Octane	**3.8**	**2.0**	**17.6**	**9.34**		2	2/8/2017	111-65-9
o-Xylene	< 1.0	1.0	< 4.34	4.34		2	2/8/2017	95-47-6
Propene (Propylene)	< 2.0	2.0	< 3.44	3.44		2	2/8/2017	115-07-1
Propylbenzene	< 2.0	2.0	< 9.84	9.84		2	2/8/2017	103-65-1
Sec-Butyl benzene	< 2.0	2.0	< 11.0	11.0		2	2/8/2017	135-98-8
Styrene	< 1.0	1.0	< 4.26	4.26		2	2/8/2017	100-42-5
Tert-Butyl benzene	< 2.0	2.0	< 11.0	11.0		2	2/8/2017	98-06-6
Tetrachloroethene	< 2.0	2.0	< 13.6	13.6		2	2/8/2017	127-18-4
Tetrahydrofuran	< 4.0	4.0	< 11.8	11.8		2	2/8/2017	109-99-9
Toluene	**1.6**	**1.0**	**5.88**	**3.77**		2	2/8/2017	108-88-3
trans-1,2-Dichloroethene	< 1.0	1.0	< 3.96	3.96		2	2/8/2017	156-60-5
trans-1,3-Dichloropropene	< 1.0	1.0	< 4.54	4.54		2	2/8/2017	542-75-6
Trichloroethene	< 1.0	1.0	< 5.37	5.37		2	2/8/2017	79-01-6
Trichlorofluoromethane(F-11)	< 1.0	1.0	< 5.62	5.62		2	2/8/2017	75-69-4
Trichlorotrifluoroethane(F-113)	< 1.0	1.0	< 7.66	7.66		2	2/8/2017	76-13-1
Vinyl acetate	< 1.0	1.0	< 3.52	3.52		2	2/8/2017	108-05-4
Vinyl chloride	< 1.0	1.0	< 2.56	2.56		2	2/8/2017	75-01-4
Surr: 4-Bromofluorobenzene	99.5	70-130	%REC					

Tentatively Identified Compounds (TIC's)

Difluoroethane	< 20	20	ppbv		T4	2	2/8/2017

Airtech Environmental Laboratories (AEL) - AZ 0740

4620 E.Elwood St., Suite 13, Phoenix, AZ 85040 480-968-5888 Fax 480-966-1888

Client:	Tetra Tech	**Client Sample ID:**	EE-18
Project:	Hwy 260 + Johnson Ln	**Project Number:**	--
Lab Order:	17A022	**Collection:**	1/24/2017
Lab ID:	08	**Matrix:**	Soil Vapor

	ppbv		ug/M^3				Date	
Analyses	**Result**	**Limit**	**Result**	**Limit**	**Qual**	**DF**	**Analyzed**	**CAS#**
VOLATILE ORGANICS IN AIR		**TO-15**					Analyst: JJ	
1,1,1-Trichloroethane	< 1.0	1.0	< 5.46	5.46		2	2/8/2017	71-55-6
1,1,2,2-Tetrachloroethane	< 1.0	1.0	< 6.87	6.87		2	2/8/2017	79-34-5
1,1,2-Trichloroethane	< 1.0	1.0	< 5.46	5.46		2	2/8/2017	79-00-5
1,1-Dichloroethane	< 1.0	1.0	< 4.05	4.05		2	2/8/2017	75-34-3
1,1-Dichloroethene	< 1.0	1.0	< 3.97	3.97		2	2/8/2017	75-35-4
1,2,4-Trichlorobenzene	< 4.0	4.0	< 29.7	29.7		2	2/8/2017	120-82-1
1,2,4-Trimethylbenzene	< 1.0	1.0	< 4.92	4.92		2	2/8/2017	95-63-6
1,2-Dibromoethane	< 1.0	1.0	< 7.68	7.68		2	2/8/2017	106-93-4
1,2-Dichlorobenzene	< 1.0	1.0	< 6.01	6.01		2	2/8/2017	95-50-1
1,2-Dichloroethane	< 1.0	1.0	< 4.05	4.05		2	2/8/2017	107-06-2
1,2-Dichloropropane	< 1.0	1.0	< 4.62	4.62		2	2/8/2017	78-87-5
1,3,5-Trimethylbenzene	< 1.0	1.0	< 4.92	4.92		2	2/8/2017	108-67-8
1,3-Butadiene	< 1.0	1.0	< 2.21	2.21		2	2/8/2017	106-99-0
1,3-Dichlorobenzene	< 1.0	1.0	< 6.01	6.01		2	2/8/2017	541-73-1
1,4-Dichlorobenzene	< 1.0	1.0	< 6.01	6.01		2	2/8/2017	106-46-7
1,4-Dioxane	< 4.0	4.0	< 14.4	14.4		2	2/8/2017	123-91-1
2,2,4-Trimethylpentane	< 1.0	1.0	< 4.66	4.66		2	2/8/2017	540-84-1
2-Butanone (MEK)	< 10	10	< 29.5	29.5		2	2/8/2017	78-93-3
2-Hexanone	< 10	10	< 41.0	41.0		2	2/8/2017	591-78-6
2-Propanol (IPA)	< 10	10	< 24.5	24.5		2	2/8/2017	67-63-0
4-Ethyltoluene	< 2.0	2.0	< 9.84	9.84		2	2/8/2017	622-96-8
4-Methyl-2-pentanone (MIK)	< 10	10	< 41.0	41.0		2	2/8/2017	108-10-1
Acetone	< 10	10	< 23.8	23.8		2	2/8/2017	67-64-1
Allyl chloride	< 2.0	2.0	< 6.26	6.26		2	2/8/2017	107-05-1
Benzene	**12**	**1.0**	**38.5**	**3.19**		2	2/8/2017	71-43-2
Benzyl chloride	< 4.0	4.0	< 20.7	20.7		2	2/8/2017	100-44-7
Bromodichloromethane	< 1.0	1.0	< 6.70	6.70		2	2/8/2017	75-27-4
Bromoethene(Vinyl Bromide)	< 1.0	1.0	< 4.37	4.37		2	2/8/2017	593-60-2
Bromoform	< 1.0	1.0	< 10.3	10.3		2	2/8/2017	75-25-2
Bromomethane	< 1.0	1.0	< 3.88	3.88		2	2/8/2017	74-83-9
Butyl benzene	< 2.0	2.0	< 11.0	11.0		2	2/8/2017	104-51-8
Carbon disulfide	< 4.0	4.0	< 12.4	12.4		2	2/8/2017	75-15-0
Carbon tetrachloride	< 1.0	1.0	< 6.29	6.29		2	2/8/2017	56-23-5
Chlorobenzene	< 1.0	1.0	< 4.60	4.60		2	2/8/2017	108-90-7
Chloroethane	< 1.0	1.0	< 2.64	2.64		2	2/8/2017	75-00-3
Chloroform	< 1.0	1.0	< 4.88	4.88		2	2/8/2017	67-66-3
Chloromethane	< 2.0	2.0	< 4.14	4.14		2	2/8/2017	74-87-3
cis-1,2-Dichloroethene	< 1.0	1.0	< 3.96	3.96		2	2/8/2017	156-59-2
cis-1,3-Dichloropropene	< 1.0	1.0	< 4.54	4.54		2	2/8/2017	542-75-6
Cyclohexane	< 1.0	1.0	< 3.44	3.44		2	2/8/2017	110-82-7
Dibromochloromethane	< 1.0	1.0	< 8.52	8.52		2	2/8/2017	124-48-1
Dichlorodifluoromethane(F-12)	< 2.0	2.0	< 9.90	9.90		2	2/8/2017	75-71-8
Dichlorotetrafluoroethane(F-114)	< 1.0	1.0	< 6.99	6.99		2	2/8/2017	76-14-2
Ethanol	< 10	10	< 18.8	18.8		2	2/8/2017	64-17-5
Ethyl Acetate	< 1.0	1.0	< 3.60	3.60		2	2/8/2017	141-78-6
Ethylbenzene	< 1.0	1.0	< 4.34	4.34		2	2/8/2017	100-41-4

Airtech Environmental Laboratories (AEL) - AZ 0740

4620 E.Elwood St., Suite 13, Phoenix, AZ 85040 480-968-5888 Fax 480-966-1888

Client:	Tetra Tech	**Client Sample ID:**	EE-18
Project:	Hwy 260 + Johnson Ln	**Project Number:**	--
Lab Order:	17A022	**Collection:**	1/24/2017
Lab ID:	08	**Matrix:**	Soil Vapor

Analyses	ppbv Result	ppbv Limit	ug/M^3 Result	ug/M^3 Limit	Qual	DF	Date Analyzed	CAS#
VOLATILE ORGANICS IN AIR		**TO-15**					Analyst: JJ	
Heptane	< 1.0	1.0	< 4.10	4.10		2	2/8/2017	142-82-5
Hexachlorobutadiene	< 2.0	2.0	< 21.3	21.3		2	2/8/2017	87-68-3
Hexane	**7.0**	**2.0**	**24.6**	**7.04**		2	2/8/2017	110-54-3
Isopropylbenzene	< 2.0	2.0	< 9.84	9.84		2	2/8/2017	98-82-8
m&p-Xylene	< 2.0	2.0	< 8.68	8.68		2	2/8/2017	179601-23-1
Methyl tert-butyl ether	< 4.0	4.0	< 14.4	14.4		2	2/8/2017	1634-04-4
Methylcyclohexane	< 2.0	2.0	< 8.04	8.04		2	2/8/2017	108-87-2
Methylene chloride	< 4.0	4.0	< 13.9	13.9		2	2/8/2017	75-09-2
Naphthalene	< 10	10	< 52.4	52.4		2	2/8/2017	91-20-3
Nonane	< 2.0	2.0	< 10.5	10.5		2	2/8/2017	111-84-2
Octane	< 2.0	2.0	< 9.34	9.34		2	2/8/2017	111-65-9
o-Xylene	< 1.0	1.0	< 4.34	4.34		2	2/8/2017	95-47-6
Propene (Propylene)	< 2.0	2.0	< 3.44	3.44		2	2/8/2017	115-07-1
Propylbenzene	< 2.0	2.0	< 9.84	9.84		2	2/8/2017	103-65-1
Sec-Butyl benzene	< 2.0	2.0	< 11.0	11.0		2	2/8/2017	135-98-8
Styrene	< 1.0	1.0	< 4.26	4.26		2	2/8/2017	100-42-5
Tert-Butyl benzene	< 2.0	2.0	< 11.0	11.0		2	2/8/2017	98-06-6
Tetrachloroethene	< 2.0	2.0	< 13.6	13.6		2	2/8/2017	127-18-4
Tetrahydrofuran	< 4.0	4.0	< 11.8	11.8		2	2/8/2017	109-99-9
Toluene	**4.8**	**1.0**	**18.2**	**3.77**		2	2/8/2017	108-88-3
trans-1,2-Dichloroethene	< 1.0	1.0	< 3.96	3.96		2	2/8/2017	156-60-5
trans-1,3-Dichloropropene	< 1.0	1.0	< 4.54	4.54		2	2/8/2017	542-75-6
Trichloroethene	< 1.0	1.0	< 5.37	5.37		2	2/8/2017	79-01-6
Trichlorofluoromethane(F-11)	< 1.0	1.0	< 5.62	5.62		2	2/8/2017	75-69-4
Trichlorotrifluoroethane(F-113)	< 1.0	1.0	< 7.66	7.66		2	2/8/2017	76-13-1
Vinyl acetate	< 1.0	1.0	< 3.52	3.52		2	2/8/2017	108-05-4
Vinyl chloride	< 1.0	1.0	< 2.56	2.56		2	2/8/2017	75-01-4
Surr: 4-Bromofluorobenzene	95.2	70-130	%REC					

Tentatively Identified Compounds (TIC's)

Difluoroethane	< 20	20	ppbv		T4	2	2/8/2017

Airtech Environmental Laboratories (AEL) - AZ 0740

4620 E.Elwood St., Suite 13, Phoenix, AZ 85040 480-968-5888 Fax 480-966-1888

Client:	Tetra Tech	**Client Sample ID:**	EE-19
Project:	Hwy 260 + Johnson Ln	**Project Number:**	--
Lab Order:	17A022	**Collection:**	1/24/2017
Lab ID:	09	**Matrix:**	Soil Vapor

	ppbv		ug/M^3				Date	
Analyses	**Result**	**Limit**	**Result**	**Limit**	**Qual**	**DF**	**Analyzed**	**CAS#**
VOLATILE ORGANICS IN AIR		**TO-15**					Analyst: JJ	
1,1,1-Trichloroethane	< 1.0	1.0	< 5.46	5.46		2	2/8/2017	71-55-6
1,1,2,2-Tetrachloroethane	< 1.0	1.0	< 6.87	6.87		2	2/8/2017	79-34-5
1,1,2-Trichloroethane	< 1.0	1.0	< 5.46	5.46		2	2/8/2017	79-00-5
1,1-Dichloroethane	< 1.0	1.0	< 4.05	4.05		2	2/8/2017	75-34-3
1,1-Dichloroethene	< 1.0	1.0	< 3.97	3.97		2	2/8/2017	75-35-4
1,2,4-Trichlorobenzene	< 4.0	4.0	< 29.7	29.7		2	2/8/2017	120-82-1
1,2,4-Trimethylbenzene	< 1.0	1.0	< 4.92	4.92		2	2/8/2017	95-63-6
1,2-Dibromoethane	< 1.0	1.0	< 7.68	7.68		2	2/8/2017	106-93-4
1,2-Dichlorobenzene	< 1.0	1.0	< 6.01	6.01		2	2/8/2017	95-50-1
1,2-Dichloroethane	< 1.0	1.0	< 4.05	4.05		2	2/8/2017	107-06-2
1,2-Dichloropropane	< 1.0	1.0	< 4.62	4.62		2	2/8/2017	78-87-5
1,3,5-Trimethylbenzene	< 1.0	1.0	< 4.92	4.92		2	2/8/2017	108-67-8
1,3-Butadiene	< 1.0	1.0	< 2.21	2.21		2	2/8/2017	106-99-0
1,3-Dichlorobenzene	< 1.0	1.0	< 6.01	6.01		2	2/8/2017	541-73-1
1,4-Dichlorobenzene	< 1.0	1.0	< 6.01	6.01		2	2/8/2017	106-46-7
1,4-Dioxane	< 4.0	4.0	< 14.4	14.4		2	2/8/2017	123-91-1
2,2,4-Trimethylpentane	**63**	**1.0**	**293**	**4.66**		2	2/8/2017	540-84-1
2-Butanone (MEK)	< 10	10	< 29.5	29.5		2	2/8/2017	78-93-3
2-Hexanone	< 10	10	< 41.0	41.0		2	2/8/2017	591-78-6
2-Propanol (IPA)	< 10	10	< 24.5	24.5		2	2/8/2017	67-63-0
4-Ethyltoluene	< 2.0	2.0	< 9.84	9.84		2	2/8/2017	622-96-8
4-Methyl-2-pentanone (MIK)	< 10	10	< 41.0	41.0		2	2/8/2017	108-10-1
Acetone	< 10	10	< 23.8	23.8		2	2/8/2017	67-64-1
Allyl chloride	< 2.0	2.0	< 6.26	6.26		2	2/8/2017	107-05-1
Benzene	**3.1**	**1.0**	**9.95**	**3.19**		2	2/8/2017	71-43-2
Benzyl chloride	< 4.0	4.0	< 20.7	20.7		2	2/8/2017	100-44-7
Bromodichloromethane	< 1.0	1.0	< 6.70	6.70		2	2/8/2017	75-27-4
Bromoethene(Vinyl Bromide)	< 1.0	1.0	< 4.37	4.37		2	2/8/2017	593-60-2
Bromoform	< 1.0	1.0	< 10.3	10.3		2	2/8/2017	75-25-2
Bromomethane	< 1.0	1.0	< 3.88	3.88		2	2/8/2017	74-83-9
Butyl benzene	< 2.0	2.0	< 11.0	11.0		2	2/8/2017	104-51-8
Carbon disulfide	< 4.0	4.0	< 12.4	12.4		2	2/8/2017	75-15-0
Carbon tetrachloride	< 1.0	1.0	< 6.29	6.29		2	2/8/2017	56-23-5
Chlorobenzene	< 1.0	1.0	< 4.60	4.60		2	2/8/2017	108-90-7
Chloroethane	< 1.0	1.0	< 2.64	2.64		2	2/8/2017	75-00-3
Chloroform	< 1.0	1.0	< 4.88	4.88		2	2/8/2017	67-66-3
Chloromethane	< 2.0	2.0	< 4.14	4.14		2	2/8/2017	74-87-3
cis-1,2-Dichloroethene	< 1.0	1.0	< 3.96	3.96		2	2/8/2017	156-59-2
cis-1,3-Dichloropropene	< 1.0	1.0	< 4.54	4.54		2	2/8/2017	542-75-6
Cyclohexane	< 1.0	1.0	< 3.44	3.44		2	2/8/2017	110-82-7
Dibromochloromethane	< 1.0	1.0	< 8.52	8.52		2	2/8/2017	124-48-1
Dichlorodifluoromethane(F-12)	< 2.0	2.0	< 9.90	9.90		2	2/8/2017	75-71-8
Dichlorotetrafluoroethane(F-114)	< 1.0	1.0	< 6.99	6.99		2	2/8/2017	76-14-2
Ethanol	< 10	10	< 18.8	18.8		2	2/8/2017	64-17-5
Ethyl Acetate	< 1.0	1.0	< 3.60	3.60		2	2/8/2017	141-78-6
Ethylbenzene	< 1.0	1.0	< 4.34	4.34		2	2/8/2017	100-41-4

Airtech Environmental Laboratories (AEL) - AZ 0740

4620 E.Elwood St., Suite 13, Phoenix, AZ 85040 480-968-5888 Fax 480-966-1888

Client:	Tetra Tech	**Client Sample ID:**	EE-19
Project:	Hwy 260 + Johnson Ln	**Project Number:**	--
Lab Order:	17A022	**Collection:**	1/24/2017
Lab ID:	09	**Matrix:**	Soil Vapor

Analyses	ppbv Result	ppbv Limit	ug/M^3 Result	ug/M^3 Limit	Qual	DF	Date Analyzed	CAS#
VOLATILE ORGANICS IN AIR		**TO-15**					Analyst: JJ	
Heptane	< 1.0	1.0	< 4.10	4.10		2	2/8/2017	142-82-5
Hexachlorobutadiene	< 2.0	2.0	< 21.3	21.3		2	2/8/2017	87-68-3
Hexane	**9.6**	**2.0**	**33.9**	**7.04**		2	2/8/2017	110-54-3
Isopropylbenzene	< 2.0	2.0	< 9.84	9.84		2	2/8/2017	98-82-8
m&p-Xylene	< 2.0	2.0	< 8.68	8.68		2	2/8/2017	179601-23-1
Methyl tert-butyl ether	< 4.0	4.0	< 14.4	14.4		2	2/8/2017	1634-04-4
Methylcyclohexane	**2.3**	**2.0**	**9.41**	**8.04**		2	2/8/2017	108-87-2
Methylene chloride	< 4.0	4.0	< 13.9	13.9		2	2/8/2017	75-09-2
Naphthalene	< 10	10	< 52.4	52.4		2	2/8/2017	91-20-3
Nonane	< 2.0	2.0	< 10.5	10.5		2	2/8/2017	111-84-2
Octane	**3.7**	**2.0**	**17.3**	**9.34**		2	2/8/2017	111-65-9
o-Xylene	< 1.0	1.0	< 4.34	4.34		2	2/8/2017	95-47-6
Propene (Propylene)	< 2.0	2.0	< 3.44	3.44		2	2/8/2017	115-07-1
Propylbenzene	< 2.0	2.0	< 9.84	9.84		2	2/8/2017	103-65-1
Sec-Butyl benzene	< 2.0	2.0	< 11.0	11.0		2	2/8/2017	135-98-8
Styrene	< 1.0	1.0	< 4.26	4.26		2	2/8/2017	100-42-5
Tert-Butyl benzene	< 2.0	2.0	< 11.0	11.0		2	2/8/2017	98-06-6
Tetrachloroethene	< 2.0	2.0	< 13.6	13.6		2	2/8/2017	127-18-4
Tetrahydrofuran	< 4.0	4.0	< 11.8	11.8		2	2/8/2017	109-99-9
Toluene	**2.1**	**1.0**	**7.77**	**3.77**		2	2/8/2017	108-88-3
trans-1,2-Dichloroethene	< 1.0	1.0	< 3.96	3.96		2	2/8/2017	156-60-5
trans-1,3-Dichloropropene	< 1.0	1.0	< 4.54	4.54		2	2/8/2017	542-75-6
Trichloroethene	< 1.0	1.0	< 5.37	5.37		2	2/8/2017	79-01-6
Trichlorofluoromethane(F-11)	< 1.0	1.0	< 5.62	5.62		2	2/8/2017	75-69-4
Trichlorotrifluoroethane(F-113)	< 1.0	1.0	< 7.66	7.66		2	2/8/2017	76-13-1
Vinyl acetate	< 1.0	1.0	< 3.52	3.52		2	2/8/2017	108-05-4
Vinyl chloride	< 1.0	1.0	< 2.56	2.56		2	2/8/2017	75-01-4
Surr: 4-Bromofluorobenzene	96.7	70-130	%REC					

Tentatively Identified Compounds (TIC's)

Difluoroethane	< 20	20	ppbv		T4	2	2/8/2017

Airtech Environmental Laboratories (AEL) - AZ 0740

4620 E.Elwood St., Suite 13, Phoenix, AZ 85040 480-968-5888 Fax 480-966-1888

Client:	Tetra Tech	**Client Sample ID:**	EE-20
Project:	Hwy 260 + Johnson Ln	**Project Number:**	--
Lab Order:	17A022	**Collection:**	1/24/2017
Lab ID:	10	**Matrix:**	Soil Vapor

	ppbv		ug/M^3				Date	
Analyses	**Result**	**Limit**	**Result**	**Limit**	**Qual**	**DF**	**Analyzed**	**CAS#**
VOLATILE ORGANICS IN AIR		**TO-15**					Analyst: JJ	
1,1,1-Trichloroethane	< 1.0	1.0	< 5.46	5.46		2	2/7/2017	71-55-6
1,1,2,2-Tetrachloroethane	< 1.0	1.0	< 6.87	6.87		2	2/7/2017	79-34-5
1,1,2-Trichloroethane	< 1.0	1.0	< 5.46	5.46		2	2/7/2017	79-00-5
1,1-Dichloroethane	< 1.0	1.0	< 4.05	4.05		2	2/7/2017	75-34-3
1,1-Dichloroethene	< 1.0	1.0	< 3.97	3.97		2	2/7/2017	75-35-4
1,2,4-Trichlorobenzene	< 4.0	4.0	< 29.7	29.7		2	2/7/2017	120-82-1
1,2,4-Trimethylbenzene	**1.3**	**1.0**	**6.49**	**4.92**		2	2/7/2017	95-63-6
1,2-Dibromoethane	< 1.0	1.0	< 7.68	7.68		2	2/7/2017	106-93-4
1,2-Dichlorobenzene	< 1.0	1.0	< 6.01	6.01		2	2/7/2017	95-50-1
1,2-Dichloroethane	< 1.0	1.0	< 4.05	4.05		2	2/7/2017	107-06-2
1,2-Dichloropropane	< 1.0	1.0	< 4.62	4.62		2	2/7/2017	78-87-5
1,3,5-Trimethylbenzene	< 1.0	1.0	< 4.92	4.92		2	2/7/2017	108-67-8
1,3-Butadiene	< 1.0	1.0	< 2.21	2.21		2	2/7/2017	106-99-0
1,3-Dichlorobenzene	< 1.0	1.0	< 6.01	6.01		2	2/7/2017	541-73-1
1,4-Dichlorobenzene	< 1.0	1.0	< 6.01	6.01		2	2/7/2017	106-46-7
1,4-Dioxane	< 4.0	4.0	< 14.4	14.4		2	2/7/2017	123-91-1
2,2,4-Trimethylpentane	< 1.0	1.0	< 4.66	4.66		2	2/7/2017	540-84-1
2-Butanone (MEK)	< 10	10	< 29.5	29.5		2	2/7/2017	78-93-3
2-Hexanone	< 10	10	< 41.0	41.0		2	2/7/2017	591-78-6
2-Propanol (IPA)	< 10	10	< 24.5	24.5		2	2/7/2017	67-63-0
4-Ethyltoluene	< 2.0	2.0	< 9.84	9.84		2	2/7/2017	622-96-8
4-Methyl-2-pentanone (MIK)	< 10	10	< 41.0	41.0		2	2/7/2017	108-10-1
Acetone	< 10	10	< 23.8	23.8		2	2/7/2017	67-64-1
Allyl chloride	< 2.0	2.0	< 6.26	6.26		2	2/7/2017	107-05-1
Benzene	**2.0**	**1.0**	**6.44**	**3.19**		2	2/7/2017	71-43-2
Benzyl chloride	< 4.0	4.0	< 20.7	20.7		2	2/7/2017	100-44-7
Bromodichloromethane	< 1.0	1.0	< 6.70	6.70		2	2/7/2017	75-27-4
Bromoethene(Vinyl Bromide)	< 1.0	1.0	< 4.37	4.37		2	2/7/2017	593-60-2
Bromoform	< 1.0	1.0	< 10.3	10.3		2	2/7/2017	75-25-2
Bromomethane	< 1.0	1.0	< 3.88	3.88		2	2/7/2017	74-83-9
Butyl benzene	< 2.0	2.0	< 11.0	11.0		2	2/7/2017	104-51-8
Carbon disulfide	< 4.0	4.0	< 12.4	12.4		2	2/7/2017	75-15-0
Carbon tetrachloride	< 1.0	1.0	< 6.29	6.29		2	2/7/2017	56-23-5
Chlorobenzene	< 1.0	1.0	< 4.60	4.60		2	2/7/2017	108-90-7
Chloroethane	< 1.0	1.0	< 2.64	2.64		2	2/7/2017	75-00-3
Chloroform	< 1.0	1.0	< 4.88	4.88		2	2/7/2017	67-66-3
Chloromethane	< 2.0	2.0	< 4.14	4.14		2	2/7/2017	74-87-3
cis-1,2-Dichloroethene	< 1.0	1.0	< 3.96	3.96		2	2/7/2017	156-59-2
cis-1,3-Dichloropropene	< 1.0	1.0	< 4.54	4.54		2	2/7/2017	542-75-6
Cyclohexane	< 1.0	1.0	< 3.44	3.44		2	2/7/2017	110-82-7
Dibromochloromethane	< 1.0	1.0	< 8.52	8.52		2	2/7/2017	124-48-1
Dichlorodifluoromethane(F-12)	< 2.0	2.0	< 9.90	9.90		2	2/7/2017	75-71-8
Dichlorotetrafluoroethane(F-114)	< 1.0	1.0	< 6.99	6.99		2	2/7/2017	76-14-2
Ethanol	< 10	10	< 18.8	18.8		2	2/7/2017	64-17-5
Ethyl Acetate	< 1.0	1.0	< 3.60	3.60		2	2/7/2017	141-78-6
Ethylbenzene	< 1.0	1.0	< 4.34	4.34		2	2/7/2017	100-41-4

Airtech Environmental Laboratories (AEL) - AZ 0740

4620 E.Elwood St., Suite 13, Phoenix, AZ 85040 480-968-5888 Fax 480-966-1888

Client:	Tetra Tech	**Client Sample ID:**	EE-20
Project:	Hwy 260 + Johnson Ln	**Project Number:**	--
Lab Order:	17A022	**Collection:**	1/24/2017
Lab ID:	10	**Matrix:**	Soil Vapor

Analyses	ppbv Result	ppbv Limit	ug/M^3 Result	ug/M^3 Limit	Qual	DF	Date Analyzed	CAS#
VOLATILE ORGANICS IN AIR		**TO-15**					Analyst: JJ	
Heptane	< 1.0	1.0	< 4.10	4.10		2	2/7/2017	142-82-5
Hexachlorobutadiene	< 2.0	2.0	< 21.3	21.3		2	2/7/2017	87-68-3
Hexane	< 2.0	2.0	< 7.04	7.04		2	2/7/2017	110-54-3
Isopropylbenzene	< 2.0	2.0	< 9.84	9.84		2	2/7/2017	98-82-8
m&p-Xylene	< 2.0	2.0	< 8.68	8.68		2	2/7/2017	179601-23-1
Methyl tert-butyl ether	< 4.0	4.0	< 14.4	14.4		2	2/7/2017	1634-04-4
Methylcyclohexane	< 2.0	2.0	< 8.04	8.04		2	2/7/2017	108-87-2
Methylene chloride	< 4.0	4.0	< 13.9	13.9		2	2/7/2017	75-09-2
Naphthalene	< 10	10	< 52.4	52.4		2	2/7/2017	91-20-3
Nonane	< 2.0	2.0	< 10.5	10.5		2	2/7/2017	111-84-2
Octane	< 2.0	2.0	< 9.34	9.34		2	2/7/2017	111-65-9
o-Xylene	< 1.0	1.0	< 4.34	4.34		2	2/7/2017	95-47-6
Propene (Propylene)	< 2.0	2.0	< 3.44	3.44		2	2/7/2017	115-07-1
Propylbenzene	< 2.0	2.0	< 9.84	9.84		2	2/7/2017	103-65-1
Sec-Butyl benzene	< 2.0	2.0	< 11.0	11.0		2	2/7/2017	135-98-8
Styrene	< 1.0	1.0	< 4.26	4.26		2	2/7/2017	100-42-5
Tert-Butyl benzene	< 2.0	2.0	< 11.0	11.0		2	2/7/2017	98-06-6
Tetrachloroethene	< 2.0	2.0	< 13.6	13.6		2	2/7/2017	127-18-4
Tetrahydrofuran	< 4.0	4.0	< 11.8	11.8		2	2/7/2017	109-99-9
Toluene	**2.4**	**1.0**	**8.90**	**3.77**		2	2/7/2017	108-88-3
trans-1,2-Dichloroethene	< 1.0	1.0	< 3.96	3.96		2	2/7/2017	156-60-5
trans-1,3-Dichloropropene	< 1.0	1.0	< 4.54	4.54		2	2/7/2017	542-75-6
Trichloroethene	< 1.0	1.0	< 5.37	5.37		2	2/7/2017	79-01-6
Trichlorofluoromethane(F-11)	< 1.0	1.0	< 5.62	5.62		2	2/7/2017	75-69-4
Trichlorotrifluoroethane(F-113)	< 1.0	1.0	< 7.66	7.66		2	2/7/2017	76-13-1
Vinyl acetate	< 1.0	1.0	< 3.52	3.52		2	2/7/2017	108-05-4
Vinyl chloride	< 1.0	1.0	< 2.56	2.56		2	2/7/2017	75-01-4
Surr: 4-Bromofluorobenzene	88.4	70-130	%REC					

Tentatively Identified Compounds (TIC's)

Difluoroethane	< 20	20	ppbv		T4	2	2/7/2017

Airtech Environmental Laboratories (AEL) - AZ 0740

4620 E.Elwood St., Suite 13, Phoenix, AZ 85040 480-968-5888 Fax 480-966-1888

Client:	Tetra Tech	**Client Sample ID:**	E&E - Ambient Air
Project:	Hwy 260 + Johnson Ln	**Project Number:**	--
Lab Order:	17A022	**Collection:**	1/24/2017
Lab ID:	11	**Matrix:**	Ambient Air

	ppbv		ug/M^3				Date	
Analyses	**Result**	**Limit**	**Result**	**Limit**	**Qual**	**DF**	**Analyzed**	**CAS#**
VOLATILE ORGANICS IN AIR		**TO-15**					Analyst: JJ	
1,1,1-Trichloroethane	< 0.5	0.5	< 2.73	2.73		1	2/7/2017	71-55-6
1,1,2,2-Tetrachloroethane	< 0.5	0.5	< 3.44	3.44		1	2/7/2017	79-34-5
1,1,2-Trichloroethane	< 0.5	0.5	< 2.73	2.73		1	2/7/2017	79-00-5
1,1-Dichloroethane	< 0.5	0.5	< 2.03	2.03		1	2/7/2017	75-34-3
1,1-Dichloroethene	< 0.5	0.5	< 1.99	1.99		1	2/7/2017	75-35-4
1,2,4-Trichlorobenzene	< 2.0	2.0	< 14.8	14.8		1	2/7/2017	120-82-1
1,2,4-Trimethylbenzene	< 0.5	0.5	< 2.46	2.46		1	2/7/2017	95-63-6
1,2-Dibromoethane	< 0.5	0.5	< 3.84	3.84		1	2/7/2017	106-93-4
1,2-Dichlorobenzene	< 0.5	0.5	< 3.01	3.01		1	2/7/2017	95-50-1
1,2-Dichloroethane	< 0.5	0.5	< 2.03	2.03		1	2/7/2017	107-06-2
1,2-Dichloropropane	< 0.5	0.5	< 2.31	2.31		1	2/7/2017	78-87-5
1,3,5-Trimethylbenzene	< 0.5	0.5	< 2.46	2.46		1	2/7/2017	108-67-8
1,3-Butadiene	< 0.5	0.5	< 1.11	1.11		1	2/7/2017	106-99-0
1,3-Dichlorobenzene	< 0.5	0.5	< 3.01	3.01		1	2/7/2017	541-73-1
1,4-Dichlorobenzene	< 0.5	0.5	< 3.01	3.01		1	2/7/2017	106-46-7
1,4-Dioxane	< 2.0	2.0	< 7.20	7.20		1	2/7/2017	123-91-1
2,2,4-Trimethylpentane	< 0.5	0.5	< 2.33	2.33		1	2/7/2017	540-84-1
2-Butanone (MEK)	< 5.0	5.0	< 14.8	14.8		1	2/7/2017	78-93-3
2-Hexanone	< 5.0	5.0	< 20.5	20.5		1	2/7/2017	591-78-6
2-Propanol (IPA)	< 5.0	5.0	< 12.3	12.3		1	2/7/2017	67-63-0
4-Ethyltoluene	< 1.0	1.0	< 4.92	4.92		1	2/7/2017	622-96-8
4-Methyl-2-pentanone (MIK)	< 5.0	5.0	< 20.5	20.5		1	2/7/2017	108-10-1
Acetone	< 5.0	5.0	< 11.9	11.9		1	2/7/2017	67-64-1
Allyl chloride	< 1.0	1.0	< 3.13	3.13		1	2/7/2017	107-05-1
Benzene	< 0.5	0.5	< 1.60	1.60		1	2/7/2017	71-43-2
Benzyl chloride	< 2.0	2.0	< 10.4	10.4		1	2/7/2017	100-44-7
Bromodichloromethane	< 0.5	0.5	< 3.35	3.35		1	2/7/2017	75-27-4
Bromoethene(Vinyl Bromide)	< 0.5	0.5	< 2.19	2.19		1	2/7/2017	593-60-2
Bromoform	< 0.5	0.5	< 5.17	5.17		1	2/7/2017	75-25-2
Bromomethane	< 0.5	0.5	< 1.94	1.94		1	2/7/2017	74-83-9
Butyl benzene	< 1.0	1.0	< 5.49	5.49		1	2/7/2017	104-51-8
Carbon disulfide	< 2.0	2.0	< 6.22	6.22		1	2/7/2017	75-15-0
Carbon tetrachloride	< 0.5	0.5	< 3.15	3.15		1	2/7/2017	56-23-5
Chlorobenzene	< 0.5	0.5	< 2.30	2.30		1	2/7/2017	108-90-7
Chloroethane	< 0.5	0.5	< 1.32	1.32		1	2/7/2017	75-00-3
Chloroform	< 0.5	0.5	< 2.44	2.44		1	2/7/2017	67-66-3
Chloromethane	< 1.0	1.0	< 2.07	2.07		1	2/7/2017	74-87-3
cis-1,2-Dichloroethene	< 0.5	0.5	< 1.98	1.98		1	2/7/2017	156-59-2
cis-1,3-Dichloropropene	< 0.5	0.5	< 2.27	2.27		1	2/7/2017	542-75-6
Cyclohexane	< 0.5	0.5	< 1.72	1.72		1	2/7/2017	110-82-7
Dibromochloromethane	< 0.5	0.5	< 4.26	4.26		1	2/7/2017	124-48-1
Dichlorodifluoromethane(F-12)	< 1.0	1.0	< 4.95	4.95		1	2/7/2017	75-71-8
Dichlorotetrafluoroethane(F-114)	< 0.5	0.5	< 3.50	3.50		1	2/7/2017	76-14-2
Ethanol	< 5.0	5.0	< 9.40	9.40		1	2/7/2017	64-17-5
Ethyl Acetate	< 0.5	0.5	< 1.80	1.80		1	2/7/2017	141-78-6
Ethylbenzene	< 0.5	0.5	< 2.17	2.17		1	2/7/2017	100-41-4

Airtech Environmental Laboratories (AEL) - AZ 0740

4620 E.Elwood St., Suite 13, Phoenix, AZ 85040 480-968-5888 Fax 480-966-1888

Client:	Tetra Tech	**Client Sample ID:**	E&E - Ambient Air
Project:	Hwy 260 + Johnson Ln	**Project Number:**	--
Lab Order:	17A022	**Collection:**	1/24/2017
Lab ID:	11	**Matrix:**	Ambient Air

	ppbv		ug/M^3				Date	
Analyses	**Result**	**Limit**	**Result**	**Limit**	**Qual**	**DF**	**Analyzed**	**CAS#**
VOLATILE ORGANICS IN AIR		**TO-15**					Analyst: JJ	
Heptane	< 0.5	0.5	< 2.05	2.05		1	2/7/2017	142-82-5
Hexachlorobutadiene	< 1.0	1.0	< 10.7	10.7		1	2/7/2017	87-68-3
Hexane	< 1.0	1.0	< 3.52	3.52		1	2/7/2017	110-54-3
Isopropylbenzene	< 1.0	1.0	< 4.92	4.92		1	2/7/2017	98-82-8
m&p-Xylene	< 1.0	1.0	< 4.34	4.34		1	2/7/2017	179601-23-1
Methyl tert-butyl ether	< 2.0	2.0	< 7.22	7.22		1	2/7/2017	1634-04-4
Methylcyclohexane	< 1.0	1.0	< 4.02	4.02		1	2/7/2017	108-87-2
Methylene chloride	< 2.0	2.0	< 6.94	6.94		1	2/7/2017	75-09-2
Naphthalene	< 5.0	5.0	< 26.2	26.2		1	2/7/2017	91-20-3
Nonane	< 1.0	1.0	< 5.24	5.24		1	2/7/2017	111-84-2
Octane	< 1.0	1.0	< 4.67	4.67		1	2/7/2017	111-65-9
o-Xylene	< 0.5	0.5	< 2.17	2.17		1	2/7/2017	95-47-6
Propene (Propylene)	< 1.0	1.0	< 1.72	1.72		1	2/7/2017	115-07-1
Propylbenzene	< 1.0	1.0	< 4.92	4.92		1	2/7/2017	103-65-1
Sec-Butyl benzene	< 1.0	1.0	< 5.49	5.49		1	2/7/2017	135-98-8
Styrene	< 0.5	0.5	< 2.13	2.13		1	2/7/2017	100-42-5
Tert-Butyl benzene	< 1.0	1.0	< 5.49	5.49		1	2/7/2017	98-06-6
Tetrachloroethene	< 1.0	1.0	< 6.78	6.78		1	2/7/2017	127-18-4
Tetrahydrofuran	< 2.0	2.0	< 5.90	5.90		1	2/7/2017	109-99-9
Toluene	< 0.5	0.5	< 1.89	1.89		1	2/7/2017	108-88-3
trans-1,2-Dichloroethene	< 0.5	0.5	< 1.98	1.98		1	2/7/2017	156-60-5
trans-1,3-Dichloropropene	< 0.5	0.5	< 2.27	2.27		1	2/7/2017	542-75-6
Trichloroethene	< 0.5	0.5	< 2.69	2.69		1	2/7/2017	79-01-6
Trichlorofluoromethane(F-11)	< 0.5	0.5	< 2.81	2.81		1	2/7/2017	75-69-4
Trichlorotrifluoroethane(F-113)	< 0.5	0.5	< 3.83	3.83		1	2/7/2017	76-13-1
Vinyl acetate	< 0.5	0.5	< 1.76	1.76		1	2/7/2017	108-05-4
Vinyl chloride	< 0.5	0.5	< 1.28	1.28		1	2/7/2017	75-01-4
Surr: 4-Bromofluorobenzene	87.3	70-130	%REC					

Airtech Environmental Laboratories (AEL) - AZ 0740

4620 E.Elwood St., Suite 13, Phoenix, AZ 85040 480-968-5888 Fax 480-966-1888

Client:	Tetra Tech	**Client Sample ID:**	E&E - Dup
Project:	Hwy 260 + Johnson Ln	**Project Number:**	--
Lab Order:	17A022	**Collection:**	1/24/2017
Lab ID:	12	**Matrix:**	Soil Vapor

	ppbv		ug/M^3				Date	
Analyses	**Result**	**Limit**	**Result**	**Limit**	**Qual**	**DF**	**Analyzed**	**CAS#**
VOLATILE ORGANICS IN AIR		**TO-15**					Analyst: JJ	
1,1,1-Trichloroethane	< 1.0	1.0	< 5.46	5.46		2	2/7/2017	71-55-6
1,1,2,2-Tetrachloroethane	< 1.0	1.0	< 6.87	6.87		2	2/7/2017	79-34-5
1,1,2-Trichloroethane	< 1.0	1.0	< 5.46	5.46		2	2/7/2017	79-00-5
1,1-Dichloroethane	< 1.0	1.0	< 4.05	4.05		2	2/7/2017	75-34-3
1,1-Dichloroethene	< 1.0	1.0	< 3.97	3.97		2	2/7/2017	75-35-4
1,2,4-Trichlorobenzene	< 4.0	4.0	< 29.7	29.7		2	2/7/2017	120-82-1
1,2,4-Trimethylbenzene	**3.8**	**1.0**	**18.7**	**4.92**		2	2/7/2017	95-63-6
1,2-Dibromoethane	< 1.0	1.0	< 7.68	7.68		2	2/7/2017	106-93-4
1,2-Dichlorobenzene	< 1.0	1.0	< 6.01	6.01		2	2/7/2017	95-50-1
1,2-Dichloroethane	< 1.0	1.0	< 4.05	4.05		2	2/7/2017	107-06-2
1,2-Dichloropropane	< 1.0	1.0	< 4.62	4.62		2	2/7/2017	78-87-5
1,3,5-Trimethylbenzene	**1.5**	**1.0**	**7.28**	**4.92**		2	2/7/2017	108-67-8
1,3-Butadiene	< 1.0	1.0	< 2.21	2.21		2	2/7/2017	106-99-0
1,3-Dichlorobenzene	< 1.0	1.0	< 6.01	6.01		2	2/7/2017	541-73-1
1,4-Dichlorobenzene	< 1.0	1.0	< 6.01	6.01		2	2/7/2017	106-46-7
1,4-Dioxane	< 4.0	4.0	< 14.4	14.4		2	2/7/2017	123-91-1
2,2,4-Trimethylpentane	< 1.0	1.0	< 4.66	4.66		2	2/7/2017	540-84-1
2-Butanone (MEK)	< 10	10	< 29.5	29.5		2	2/7/2017	78-93-3
2-Hexanone	< 10	10	< 41.0	41.0		2	2/7/2017	591-78-6
2-Propanol (IPA)	< 10	10	< 24.5	24.5		2	2/7/2017	67-63-0
4-Ethyltoluene	< 2.0	2.0	< 9.84	9.84		2	2/7/2017	622-96-8
4-Methyl-2-pentanone (MIK)	< 10	10	< 41.0	41.0		2	2/7/2017	108-10-1
Acetone	< 10	10	< 23.8	23.8		2	2/7/2017	67-64-1
Allyl chloride	< 2.0	2.0	< 6.26	6.26		2	2/7/2017	107-05-1
Benzene	**6.9**	**1.0**	**22.1**	**3.19**		2	2/7/2017	71-43-2
Benzyl chloride	< 4.0	4.0	< 20.7	20.7		2	2/7/2017	100-44-7
Bromodichloromethane	< 1.0	1.0	< 6.70	6.70		2	2/7/2017	75-27-4
Bromoethene(Vinyl Bromide)	< 1.0	1.0	< 4.37	4.37		2	2/7/2017	593-60-2
Bromoform	< 1.0	1.0	< 10.3	10.3		2	2/7/2017	75-25-2
Bromomethane	< 1.0	1.0	< 3.88	3.88		2	2/7/2017	74-83-9
Butyl benzene	< 2.0	2.0	< 11.0	11.0		2	2/7/2017	104-51-8
Carbon disulfide	< 4.0	4.0	< 12.4	12.4		2	2/7/2017	75-15-0
Carbon tetrachloride	< 1.0	1.0	< 6.29	6.29		2	2/7/2017	56-23-5
Chlorobenzene	< 1.0	1.0	< 4.60	4.60		2	2/7/2017	108-90-7
Chloroethane	< 1.0	1.0	< 2.64	2.64		2	2/7/2017	75-00-3
Chloroform	< 1.0	1.0	< 4.88	4.88		2	2/7/2017	67-66-3
Chloromethane	< 2.0	2.0	< 4.14	4.14		2	2/7/2017	74-87-3
cis-1,2-Dichloroethene	< 1.0	1.0	< 3.96	3.96		2	2/7/2017	156-59-2
cis-1,3-Dichloropropene	< 1.0	1.0	< 4.54	4.54		2	2/7/2017	542-75-6
Cyclohexane	< 1.0	1.0	< 3.44	3.44		2	2/7/2017	110-82-7
Dibromochloromethane	< 1.0	1.0	< 8.52	8.52		2	2/7/2017	124-48-1
Dichlorodifluoromethane(F-12)	< 2.0	2.0	< 9.90	9.90		2	2/7/2017	75-71-8
Dichlorotetrafluoroethane(F-114)	< 1.0	1.0	< 6.99	6.99		2	2/7/2017	76-14-2
Ethanol	< 10	10	< 18.8	18.8		2	2/7/2017	64-17-5
Ethyl Acetate	< 1.0	1.0	< 3.60	3.60		2	2/7/2017	141-78-6
Ethylbenzene	**1.1**	**1.0**	**4.60**	**4.34**		2	2/7/2017	100-41-4

Airtech Environmental Laboratories (AEL) - AZ 0740

4620 E.Elwood St., Suite 13, Phoenix, AZ 85040 480-968-5888 Fax 480-966-1888

Client:	Tetra Tech	**Client Sample ID:**	E&E - Dup
Project:	Hwy 260 + Johnson Ln	**Project Number:**	--
Lab Order:	17A022	**Collection:**	1/24/2017
Lab ID:	12	**Matrix:**	Soil Vapor

Analyses	ppbv Result	ppbv Limit	ug/M^3 Result	ug/M^3 Limit	Qual	DF	Date Analyzed	CAS#
VOLATILE ORGANICS IN AIR		**TO-15**					Analyst: JJ	
Heptane	< 1.0	1.0	< 4.10	4.10		2	2/7/2017	142-82-5
Hexachlorobutadiene	< 2.0	2.0	< 21.3	21.3		2	2/7/2017	87-68-3
Hexane	< 2.0	2.0	< 7.04	7.04		2	2/7/2017	110-54-3
Isopropylbenzene	< 2.0	2.0	< 9.84	9.84		2	2/7/2017	98-82-8
m&p-Xylene	**6.0**	**2.0**	**26.0**	**8.68**		2	2/7/2017	179601-23-1
Methyl tert-butyl ether	< 4.0	4.0	< 14.4	14.4		2	2/7/2017	1634-04-4
Methylcyclohexane	< 2.0	2.0	< 8.04	8.04		2	2/7/2017	108-87-2
Methylene chloride	< 4.0	4.0	< 13.9	13.9		2	2/7/2017	75-09-2
Naphthalene	< 10	10	< 52.4	52.4		2	2/7/2017	91-20-3
Nonane	**3.4**	**2.0**	**17.7**	**10.5**		2	2/7/2017	111-84-2
Octane	< 2.0	2.0	< 9.34	9.34		2	2/7/2017	111-65-9
o-Xylene	**3.0**	**1.0**	**13.1**	**4.34**		2	2/7/2017	95-47-6
Propene (Propylene)	< 2.0	2.0	< 3.44	3.44		2	2/7/2017	115-07-1
Propylbenzene	< 2.0	2.0	< 9.84	9.84		2	2/7/2017	103-65-1
Sec-Butyl benzene	< 2.0	2.0	< 11.0	11.0		2	2/7/2017	135-98-8
Styrene	< 1.0	1.0	< 4.26	4.26		2	2/7/2017	100-42-5
Tert-Butyl benzene	< 2.0	2.0	< 11.0	11.0		2	2/7/2017	98-06-6
Tetrachloroethene	**3.4**	**2.0**	**22.9**	**13.6**		2	2/7/2017	127-18-4
Tetrahydrofuran	< 4.0	4.0	< 11.8	11.8		2	2/7/2017	109-99-9
Toluene	**5.1**	**1.0**	**19.3**	**3.77**		2	2/7/2017	108-88-3
trans-1,2-Dichloroethene	< 1.0	1.0	< 3.96	3.96		2	2/7/2017	156-60-5
trans-1,3-Dichloropropene	< 1.0	1.0	< 4.54	4.54		2	2/7/2017	542-75-6
Trichloroethene	< 1.0	1.0	< 5.37	5.37		2	2/7/2017	79-01-6
Trichlorofluoromethane(F-11)	< 1.0	1.0	< 5.62	5.62		2	2/7/2017	75-69-4
Trichlorotrifluoroethane(F-113)	< 1.0	1.0	< 7.66	7.66		2	2/7/2017	76-13-1
Vinyl acetate	< 1.0	1.0	< 3.52	3.52		2	2/7/2017	108-05-4
Vinyl chloride	< 1.0	1.0	< 2.56	2.56		2	2/7/2017	75-01-4
Surr: 4-Bromofluorobenzene	87.2	70-130	%REC					

Tentatively Identified Compounds (TIC's)

Difluoroethane	< 20	20	ppbv		T4	2	2/7/2017

Airtech Environmental Laboratories (AEL) - AZ 0740

4620 E.Elwood St., Suite 13, Phoenix, AZ 85040 480-968-5888 Fax 480-966-1888

Client:	Tetra Tech	**Client Sample ID:**	N/A
Project:	Hwy 260 + Johnson Ln	**Project Number:**	--
Lab Order:	17A022	**Collection:**	N/A
Lab ID:	Blank	**Matrix:**	Nitrogen

Method QC Data

Batch: MS010206 Analyst: JJ

Analyses	ppbv Result	ppbv Limit	ug/M^3 Result	ug/M^3 Limit	Qual	DF	Date Analyzed	CAS#
VOLATILE ORGANICS IN AIR		**TO-15**					Analyst: JJ	
1,1,1-Trichloroethane	< 0.5	0.5	< 2.73	2.73		1	2/6/2017	71-55-6
1,1,2,2-Tetrachloroethane	< 0.5	0.5	< 3.44	3.44		1	2/6/2017	79-34-5
1,1,2-Trichloroethane	< 0.5	0.5	< 2.73	2.73		1	2/6/2017	79-00-5
1,1-Dichloroethane	< 0.5	0.5	< 2.03	2.03		1	2/6/2017	75-34-3
1,1-Dichloroethene	< 0.5	0.5	< 1.99	1.99		1	2/6/2017	75-35-4
1,2,4-Trichlorobenzene	< 2.0	2.0	< 14.8	14.8		1	2/6/2017	120-82-1
1,2,4-Trimethylbenzene	< 0.5	0.5	< 2.46	2.46		1	2/6/2017	95-63-6
1,2-Dibromoethane	< 0.5	0.5	< 3.84	3.84		1	2/6/2017	106-93-4
1,2-Dichlorobenzene	< 0.5	0.5	< 3.01	3.01		1	2/6/2017	95-50-1
1,2-Dichloroethane	< 0.5	0.5	< 2.03	2.03		1	2/6/2017	107-06-2
1,2-Dichloropropane	< 0.5	0.5	< 2.31	2.31		1	2/6/2017	78-87-5
1,3,5-Trimethylbenzene	< 0.5	0.5	< 2.46	2.46		1	2/6/2017	108-67-8
1,3-Butadiene	< 0.5	0.5	< 1.11	1.11		1	2/6/2017	106-99-0
1,3-Dichlorobenzene	< 0.5	0.5	< 3.01	3.01		1	2/6/2017	541-73-1
1,4-Dichlorobenzene	< 0.5	0.5	< 3.01	3.01		1	2/6/2017	106-46-7
1,4-Dioxane	< 2.0	2.0	< 7.20	7.20		1	2/6/2017	123-91-1
2,2,4-Trimethylpentane	< 0.5	0.5	< 2.33	2.33		1	2/6/2017	540-84-1
2-Butanone (MEK)	< 5.0	5.0	< 14.8	14.8		1	2/6/2017	78-93-3
2-Hexanone	< 5.0	5.0	< 20.5	20.5		1	2/6/2017	591-78-6
2-Propanol (IPA)	< 5.0	5.0	< 12.3	12.3		1	2/6/2017	67-63-0
4-Ethyltoluene	< 1.0	1.0	< 4.92	4.92		1	2/6/2017	622-96-8
4-Methyl-2-pentanone (MIK)	< 5.0	5.0	< 20.5	20.5		1	2/6/2017	108-10-1
Acetone	< 5.0	5.0	< 11.9	11.9		1	2/6/2017	67-64-1
Allyl chloride	< 1.0	1.0	< 3.13	3.13		1	2/6/2017	107-05-1
Benzene	< 0.5	0.5	< 1.60	1.60		1	2/6/2017	71-43-2
Benzyl chloride	< 2.0	2.0	< 10.4	10.4		1	2/6/2017	100-44-7
Bromodichloromethane	< 0.5	0.5	< 3.35	3.35		1	2/6/2017	75-27-4
Bromoethene(Vinyl Bromide)	< 0.5	0.5	< 2.19	2.19		1	2/6/2017	593-60-2
Bromoform	< 0.5	0.5	< 5.17	5.17		1	2/6/2017	75-25-2
Bromomethane	< 0.5	0.5	< 1.94	1.94		1	2/6/2017	74-83-9
Butyl benzene	< 1.0	1.0	< 5.49	5.49		1	2/6/2017	104-51-8
Carbon disulfide	< 2.0	2.0	< 6.22	6.22		1	2/6/2017	75-15-0
Carbon tetrachloride	< 0.5	0.5	< 3.15	3.15		1	2/6/2017	56-23-5
Chlorobenzene	< 0.5	0.5	< 2.30	2.30		1	2/6/2017	108-90-7
Chloroethane	< 0.5	0.5	< 1.32	1.32		1	2/6/2017	75-00-3
Chloroform	< 0.5	0.5	< 2.44	2.44		1	2/6/2017	67-66-3
Chloromethane	< 1.0	1.0	< 2.07	2.07		1	2/6/2017	74-87-3
cis-1,2-Dichloroethene	< 0.5	0.5	< 1.98	1.98		1	2/6/2017	156-59-2
cis-1,3-Dichloropropene	< 0.5	0.5	< 2.27	2.27		1	2/6/2017	542-75-6
Cyclohexane	< 0.5	0.5	< 1.72	1.72		1	2/6/2017	110-82-7
Dibromochloromethane	< 0.5	0.5	< 4.26	4.26		1	2/6/2017	124-48-1
Dichlorodifluoromethane(F-12)	< 1.0	1.0	< 4.95	4.95		1	2/6/2017	75-71-8
Dichlorotetrafluoroethane(F-114)	< 0.5	0.5	< 3.50	3.50		1	2/6/2017	76-14-2
Ethanol	< 5.0	5.0	< 9.40	9.40		1	2/6/2017	64-17-5
Ethyl Acetate	< 0.5	0.5	< 1.80	1.80		1	2/6/2017	141-78-6
Ethylbenzene	< 0.5	0.5	< 2.17	2.17		1	2/6/2017	100-41-4

Airtech Environmental Laboratories (AEL) - AZ 0740

4620 E.Elwood St., Suite 13, Phoenix, AZ 85040 480-968-5888 Fax 480-966-1888

Client:	Tetra Tech	**Client Sample ID:**	N/A
Project:	Hwy 260 + Johnson Ln	**Project Number:**	--
Lab Order:	17A022	**Collection:**	N/A
Lab ID:	Blank	**Matrix:**	Nitrogen

Method QC Data

Batch: MS010206 Analyst: JJ

Analyses	ppbv Result	ppbv Limit	ug/M^3 Result	ug/M^3 Limit	Qual	DF	Date Analyzed	
VOLATILE ORGANICS IN AIR		**TO-15**					Analyst: JJ	
Heptane	< 0.5	0.5	< 2.05	2.05		1	2/6/2017	142-82-5
Hexachlorobutadiene	< 1.0	1.0	< 10.7	10.7		1	2/6/2017	87-68-3
Hexane	< 1.0	1.0	< 3.52	3.52		1	2/6/2017	110-54-3
Isopropylbenzene	< 1.0	1.0	< 4.92	4.92		1	2/6/2017	98-82-8
m&p-Xylene	< 1.0	1.0	< 4.34	4.34		1	2/6/2017	179601-23-1
Methyl tert-butyl ether	< 2.0	2.0	< 7.22	7.22		1	2/6/2017	1634-04-4
Methylcyclohexane	< 1.0	1.0	< 4.02	4.02		1	2/6/2017	108-87-2
Methylene chloride	< 2.0	2.0	< 6.94	6.94		1	2/6/2017	75-09-2
Naphthalene	< 5.0	5.0	< 26.2	26.2		1	2/6/2017	91-20-3
Nonane	< 1.0	1.0	< 5.24	5.24		1	2/6/2017	111-84-2
Octane	< 1.0	1.0	< 4.67	4.67		1	2/6/2017	111-65-9
o-Xylene	< 0.5	0.5	< 2.17	2.17		1	2/6/2017	95-47-6
Propene (Propylene)	< 1.0	1.0	< 1.72	1.72		1	2/6/2017	115-07-1
Propylbenzene	< 1.0	1.0	< 4.92	4.92		1	2/6/2017	103-65-1
Sec-Butyl benzene	< 1.0	1.0	< 5.49	5.49		1	2/6/2017	135-98-8
Styrene	< 0.5	0.5	< 2.13	2.13		1	2/6/2017	100-42-5
Tert-Butyl benzene	< 1.0	1.0	< 5.49	5.49		1	2/6/2017	98-06-6
Tetrachloroethene	< 1.0	1.0	< 6.78	6.78		1	2/6/2017	127-18-4
Tetrahydrofuran	< 2.0	2.0	< 5.90	5.90		1	2/6/2017	109-99-9
Toluene	< 0.5	0.5	< 1.89	1.89		1	2/6/2017	108-88-3
trans-1,2-Dichloroethene	< 0.5	0.5	< 1.98	1.98		1	2/6/2017	156-60-5
trans-1,3-Dichloropropene	< 0.5	0.5	< 2.27	2.27		1	2/6/2017	542-75-6
Trichloroethene	< 0.5	0.5	< 2.69	2.69		1	2/6/2017	79-01-6
Trichlorofluoromethane(F-11)	< 0.5	0.5	< 2.81	2.81		1	2/6/2017	75-69-4
Trichlorotrifluoroethane(F-113)	< 0.5	0.5	< 3.83	3.83		1	2/6/2017	76-13-1
Vinyl acetate	< 0.5	0.5	< 1.76	1.76		1	2/6/2017	108-05-4
Vinyl chloride	< 0.5	0.5	< 1.28	1.28		1	2/6/2017	75-01-4
Surr: 4-Bromofluorobenzene	91.7	70-130	%REC					

Airtech Environmental Laboratories (AEL) - AZ 0740

4620 E.Elwood St., Suite 13, Phoenix, AZ 85040 480-968-5888 Fax 480-966-1888

Client:	Tetra Tech	**Client Sample ID:**	N/A
Project:	Hwy 260 + Johnson Ln	**Project Number:**	--
Lab Order:	17A022	**Collection:**	N/A
Lab ID:	LCS/LCSD	**Matrix:**	Nitrogen

Method QC Data

Date Analyzed: 2/6/2017 Batch: MS010206 Analyst: JJ

Analyses	LCS Result	LCS %REC	LCSD Result	LCSD %REC	T.V.	%RPD	Unit	Qualifier LCS	Qualifier LCSD	Qualifier RPD
VOLATILE ORGANICS IN AIR	**TO-15**							70-130%		<25%
Propene (Propylene)	9.2	92.0	9.9	98.9	10.0	7.2	ppbv			
Dichlorodifluoromethane(F-12)	9.9	99.1	10.0	100	10.0	0.5	ppbv			
Chloromethane	9.8	98.2	10.0	100	10.0	2.2	ppbv			
Dichlorotetrafluoroethane(F-114)	10.6	106	10.8	108	10.0	2.2	ppbv			
Vinyl Chloride	7.4	73.6	7.8	78.3	10.0	6.2	ppbv			
1,3-Butadiene	7.5	74.6	8.2	82.1	10.0	9.6	ppbv			
Bromomethane	7.8	77.7	7.9	78.6	10.0	1.2	ppbv			
Chloroethane	7.9	78.9	7.5	74.5	10.0	5.7	ppbv			
Ethanol	8.1	80.5	7.7	77.3	10.0	4.1	ppbv			
Bromoethene(Vinyl Bromide)	8.7	87.4	8.8	88.2	10.0	0.9	ppbv			
Trichlorofluoromethane (F-11)	9.9	98.6	10.1	101	10.0	1.9	ppbv			
Acetone	7.5	74.9	7.0	70.1	10.0	6.6	ppbv			
Isopropyl Alcohol (2-Propanol)	7.9	79.4	8.0	79.7	10.0	0.4	ppbv			
1,1-Dichloroethene	8.0	79.7	8.1	81.4	10.0	2.1	ppbv			
Trichlorotrifluoroethane (F-113)	8.6	86.1	8.9	88.5	10.0	2.7	ppbv			
Methylene Chloride	9.1	91.2	9.3	92.8	10.0	1.7	ppbv			
Allyl Chloride	7.4	74.1	7.5	74.5	10.0	0.5	ppbv			
Carbon disulfide	7.6	75.8	7.4	74.4	10.0	1.9	ppbv			
trans-1,2-Dichloroethene	7.9	78.9	8.1	81.1	10.0	2.8	ppbv			
Methyl tert-butyl ether	7.3	72.8	7.4	74.1	10.0	1.8	ppbv			
1,1-Dichloroethane	7.2	71.8	7.4	74.1	10.0	3.2	ppbv			
Vinyl acetate	8.8	87.5	9.5	95.1	10.0	8.3	ppbv			
2-Butanone (MEK)	7.6	76.3	7.2	72.4	10.0	5.2	ppbv			
Hexane	7.8	77.9	8.1	80.9	10.0	3.8	ppbv			
cis-1,2-Dichloroethene	8.1	81.0	8.1	81.0	10.0	0.0	ppbv			
Ethyl Acetate	9.0	89.6	9.1	90.9	10.0	1.4	ppbv			
Chloroform	8.1	81.4	8.4	83.5	10.0	2.5	ppbv			
Tetrahydrofuran	9.0	89.9	9.1	90.8	10.0	1.0	ppbv			
1,1,1-Trichloroethane	9.2	91.9	9.4	94.4	10.0	2.7	ppbv			
1,2-Dichloroethane	7.9	79.4	8.2	82.3	10.0	3.6	ppbv			
Benzene	7.1	71.2	7.3	72.7	10.0	2.1	ppbv			
Carbon tetrachloride	10.6	106	10.7	107	10.0	1.3	ppbv			
Cyclohexane	8.0	80.2	8.4	83.5	10.0	4.0	ppbv			
2,2,4-Trimethylpentane	7.9	78.9	8.1	81.2	10.0	2.9	ppbv			
Heptane	9.4	94.4	10.1	101	10.0	6.8	ppbv			
1,2-Dichloropropane	7.1	71.2	7.6	76.0	10.0	6.5	ppbv			
Trichloroethene	9.5	95.2	10.1	101	10.0	5.4	ppbv			
Bromodichloromethane	9.1	90.9	9.4	93.7	10.0	3.0	ppbv			
1,4-Dioxane	7.3	72.8	7.7	77.1	10.0	5.7	ppbv			
Methylcyclohexane	8.1	80.5	8.6	85.8	10.0	6.4	ppbv			
cis-1,3-Dichloropropene	7.9	79.0	8.4	83.7	10.0	5.8	ppbv			
4-methyl-2-pentanone	9.5	95.2	10.8	108	10.0	12.4	ppbv			
trans-1,3-Dichloropropene	8.3	83.0	8.8	87.9	10.0	5.7	ppbv			
Toluene	8.2	82.2	8.5	85.4	10.0	3.8	ppbv			

Airtech Environmental Laboratories (AEL) - AZ 0740

4620 E.Elwood St., Suite 13, Phoenix, AZ 85040 480-968-5888 Fax 480-966-1888

Client:	Tetra Tech	**Client Sample ID:**	N/A
Project:	Hwy 260 + Johnson Ln	**Project Number:**	--
Lab Order:	17A022	**Collection:**	N/A
Lab ID:	LCS/LCSD	**Matrix:**	Nitrogen

Method QC Data

Date Analyzed: 2/6/2017 Batch: MS010206 Analyst: JJ

Analyses	LCS Result	LCS %REC	LCSD Result	LCSD %REC	T.V.	%RPD	Unit	Qualifier LCS	Qualifier LCSD	Qualifier RPD
VOLATILE ORGANICS IN AIR	**TO-15**							70-130%		<25%
1,1,2-Trichloroethane	8.4	84.2	8.4	83.7	10.0	0.6	ppbv			
2-Hexanone	9.6	95.8	9.7	96.9	10.0	1.1	ppbv			
n-Octane	9.4	94.1	10.2	102	10.0	7.8	ppbv			
Dibromochloromethane	10.9	109	11.3	113	10.0	3.9	ppbv			
1,2-Dibromoethane	8.8	88.2	9.4	94.1	10.0	6.5	ppbv			
Tetrachloroethene	10.8	108	11.3	113	10.0	4.2	ppbv			
Chlorobenzene	8.6	86.3	8.9	89.1	10.0	3.2	ppbv			
Ethylbenzene	8.7	86.8	9.1	91.0	10.0	4.7	ppbv			
m&p-Xylene	17.2	86.2	17.8	89.1	20.0	3.3	ppbv			
Bromoform	11.5	115	11.9	119	10.0	2.9	ppbv			
Styrene	8.6	85.8	8.9	88.5	10.0	3.1	ppbv			
Nonane	9.0	89.6	9.4	94.1	10.0	4.9	ppbv			
o-Xylene	8.3	83.1	8.7	87.1	10.0	4.7	ppbv			
1,1,2,2-Tetrachloroethane	7.9	78.8	8.2	82.1	10.0	4.1	ppbv			
Isopropylbenzene	9.4	93.7	9.8	97.9	10.0	4.4	ppbv			
n-Propylbenzene	8.9	89.3	9.4	94.3	10.0	5.4	ppbv			
4-Ethyltoluene	9.7	96.9	10.1	101	10.0	3.6	ppbv			
1,3,5-Trimethylbenzene	9.4	93.7	9.9	98.9	10.0	5.4	ppbv			
Tert-Butyl Benzene	9.5	94.8	9.8	98.0	10.0	3.3	ppbv			
1,2,4-Trimethylbenzene	9.2	91.6	9.6	96.0	10.0	4.7	ppbv			
Sec-Butyl Benzene	9.3	93.2	9.7	97.0	10.0	4.0	ppbv			
1,3-Dichlorobenzene	9.8	97.8	10.1	101	10.0	3.3	ppbv			
Benzyl chloride	9.8	97.6	10.4	104	10.0	5.9	ppbv			
1,4-Dichlorobenzene	10.1	101	10.5	105	10.0	3.7	ppbv			
1,2-Dichlorobenzene	10.2	102	10.7	107	10.0	5.2	ppbv			
n-Butyl Benzene	9.4	94.0	9.9	99.3	10.0	5.5	ppbv			
1,2,4-Trichlorobenzene	10.8	108	11.7	117	10.0	7.8	ppbv			
Naphthalene	9.8	98.3	10.5	105	10.0	6.5	ppbv			
Hexachlorobutadiene	10.6	106	11.0	110	10.0	4.3	ppbv			
Surr: 4-Bromofluorobenzene	10.0	100	10.0	100			%REC			
		70-130%		70-130%						

Airtech Environmental Laboratories (AEL) - AZ 0740

4620 E.Elwood St., Suite 13, Phoenix, AZ 85040 480-968-5888 Fax 480-966-1888

Client:	Tetra Tech	**Client Sample ID:**	N/A
Project:	Hwy 260 + Johnson Ln	**Project Number:**	--
Lab Order:	17A022	**Collection:**	N/A
Lab ID:	Blank	**Matrix:**	Nitrogen

Method QC Data

Batch: MS010208 Analyst: JJ

Analyses	ppbv Result	ppbv Limit	ug/M^3 Result	ug/M^3 Limit	Qual	DF	Date Analyzed	CAS#
VOLATILE ORGANICS IN AIR		**TO-15**					Analyst: JJ	
1,1,1-Trichloroethane	< 0.5	0.5	< 2.73	2.73		1	2/8/2017	71-55-6
1,1,2,2-Tetrachloroethane	< 0.5	0.5	< 3.44	3.44		1	2/8/2017	79-34-5
1,1,2-Trichloroethane	< 0.5	0.5	< 2.73	2.73		1	2/8/2017	79-00-5
1,1-Dichloroethane	< 0.5	0.5	< 2.03	2.03		1	2/8/2017	75-34-3
1,1-Dichloroethene	< 0.5	0.5	< 1.99	1.99		1	2/8/2017	75-35-4
1,2,4-Trichlorobenzene	< 2.0	2.0	< 14.8	14.8		1	2/8/2017	120-82-1
1,2,4-Trimethylbenzene	< 0.5	0.5	< 2.46	2.46		1	2/8/2017	95-63-6
1,2-Dibromoethane	< 0.5	0.5	< 3.84	3.84		1	2/8/2017	106-93-4
1,2-Dichlorobenzene	< 0.5	0.5	< 3.01	3.01		1	2/8/2017	95-50-1
1,2-Dichloroethane	< 0.5	0.5	< 2.03	2.03		1	2/8/2017	107-06-2
1,2-Dichloropropane	< 0.5	0.5	< 2.31	2.31		1	2/8/2017	78-87-5
1,3,5-Trimethylbenzene	< 0.5	0.5	< 2.46	2.46		1	2/8/2017	108-67-8
1,3-Butadiene	< 0.5	0.5	< 1.11	1.11		1	2/8/2017	106-99-0
1,3-Dichlorobenzene	< 0.5	0.5	< 3.01	3.01		1	2/8/2017	541-73-1
1,4-Dichlorobenzene	< 0.5	0.5	< 3.01	3.01		1	2/8/2017	106-46-7
1,4-Dioxane	< 2.0	2.0	< 7.20	7.20		1	2/8/2017	123-91-1
2,2,4-Trimethylpentane	< 0.5	0.5	< 2.33	2.33		1	2/8/2017	540-84-1
2-Butanone (MEK)	< 5.0	5.0	< 14.8	14.8		1	2/8/2017	78-93-3
2-Hexanone	< 5.0	5.0	< 20.5	20.5		1	2/8/2017	591-78-6
2-Propanol (IPA)	< 5.0	5.0	< 12.3	12.3		1	2/8/2017	67-63-0
4-Ethyltoluene	< 1.0	1.0	< 4.92	4.92		1	2/8/2017	622-96-8
4-Methyl-2-pentanone (MIK)	< 5.0	5.0	< 20.5	20.5		1	2/8/2017	108-10-1
Acetone	< 5.0	5.0	< 11.9	11.9		1	2/8/2017	67-64-1
Allyl chloride	< 1.0	1.0	< 3.13	3.13		1	2/8/2017	107-05-1
Benzene	< 0.5	0.5	< 1.60	1.60		1	2/8/2017	71-43-2
Benzyl chloride	< 2.0	2.0	< 10.4	10.4		1	2/8/2017	100-44-7
Bromodichloromethane	< 0.5	0.5	< 3.35	3.35		1	2/8/2017	75-27-4
Bromoethene(Vinyl Bromide)	< 0.5	0.5	< 2.19	2.19		1	2/8/2017	593-60-2
Bromoform	< 0.5	0.5	< 5.17	5.17		1	2/8/2017	75-25-2
Bromomethane	< 0.5	0.5	< 1.94	1.94		1	2/8/2017	74-83-9
Butyl benzene	< 1.0	1.0	< 5.49	5.49		1	2/8/2017	104-51-8
Carbon disulfide	< 2.0	2.0	< 6.22	6.22		1	2/8/2017	75-15-0
Carbon tetrachloride	< 0.5	0.5	< 3.15	3.15		1	2/8/2017	56-23-5
Chlorobenzene	< 0.5	0.5	< 2.30	2.30		1	2/8/2017	108-90-7
Chloroethane	< 0.5	0.5	< 1.32	1.32		1	2/8/2017	75-00-3
Chloroform	< 0.5	0.5	< 2.44	2.44		1	2/8/2017	67-66-3
Chloromethane	< 1.0	1.0	< 2.07	2.07		1	2/8/2017	74-87-3
cis-1,2-Dichloroethene	< 0.5	0.5	< 1.98	1.98		1	2/8/2017	156-59-2
cis-1,3-Dichloropropene	< 0.5	0.5	< 2.27	2.27		1	2/8/2017	542-75-6
Cyclohexane	< 0.5	0.5	< 1.72	1.72		1	2/8/2017	110-82-7
Dibromochloromethane	< 0.5	0.5	< 4.26	4.26		1	2/8/2017	124-48-1
Dichlorodifluoromethane(F-12)	< 1.0	1.0	< 4.95	4.95		1	2/8/2017	75-71-8
Dichlorotetrafluoroethane(F-114)	< 0.5	0.5	< 3.50	3.50		1	2/8/2017	76-14-2
Ethanol	< 5.0	5.0	< 9.40	9.40		1	2/8/2017	64-17-5
Ethyl Acetate	< 0.5	0.5	< 1.80	1.80		1	2/8/2017	141-78-6
Ethylbenzene	< 0.5	0.5	< 2.17	2.17		1	2/8/2017	100-41-4

Airtech Environmental Laboratories (AEL) - AZ 0740

4620 E.Elwood St., Suite 13, Phoenix, AZ 85040 480-968-5888 Fax 480-966-1888

Client:	Tetra Tech	**Client Sample ID:**	N/A
Project:	Hwy 260 + Johnson Ln	**Project Number:**	--
Lab Order:	17A022	**Collection:**	N/A
Lab ID:	Blank	**Matrix:**	Nitrogen

Method QC Data

Batch: MS010208 Analyst: JJ

Analyses	ppbv Result	ppbv Limit	ug/M^3 Result	ug/M^3 Limit	Qual	DF	Date Analyzed	
VOLATILE ORGANICS IN AIR		**TO-15**					Analyst: JJ	
Heptane	< 0.5	0.5	< 2.05	2.05		1	2/8/2017	142-82-5
Hexachlorobutadiene	< 1.0	1.0	< 10.7	10.7		1	2/8/2017	87-68-3
Hexane	< 1.0	1.0	< 3.52	3.52		1	2/8/2017	110-54-3
Isopropylbenzene	< 1.0	1.0	< 4.92	4.92		1	2/8/2017	98-82-8
m&p-Xylene	< 1.0	1.0	< 4.34	4.34		1	2/8/2017	179601-23-1
Methyl tert-butyl ether	< 2.0	2.0	< 7.22	7.22		1	2/8/2017	1634-04-4
Methylcyclohexane	< 1.0	1.0	< 4.02	4.02		1	2/8/2017	108-87-2
Methylene chloride	< 2.0	2.0	< 6.94	6.94		1	2/8/2017	75-09-2
Naphthalene	< 5.0	5.0	< 26.2	26.2		1	2/8/2017	91-20-3
Nonane	< 1.0	1.0	< 5.24	5.24		1	2/8/2017	111-84-2
Octane	< 1.0	1.0	< 4.67	4.67		1	2/8/2017	111-65-9
o-Xylene	< 0.5	0.5	< 2.17	2.17		1	2/8/2017	95-47-6
Propene (Propylene)	< 1.0	1.0	< 1.72	1.72		1	2/8/2017	115-07-1
Propylbenzene	< 1.0	1.0	< 4.92	4.92		1	2/8/2017	103-65-1
Sec-Butyl benzene	< 1.0	1.0	< 5.49	5.49		1	2/8/2017	135-98-8
Styrene	< 0.5	0.5	< 2.13	2.13		1	2/8/2017	100-42-5
Tert-Butyl benzene	< 1.0	1.0	< 5.49	5.49		1	2/8/2017	98-06-6
Tetrachloroethene	< 1.0	1.0	< 6.78	6.78		1	2/8/2017	127-18-4
Tetrahydrofuran	< 2.0	2.0	< 5.90	5.90		1	2/8/2017	109-99-9
Toluene	< 0.5	0.5	< 1.89	1.89		1	2/8/2017	108-88-3
trans-1,2-Dichloroethene	< 0.5	0.5	< 1.98	1.98		1	2/8/2017	156-60-5
trans-1,3-Dichloropropene	< 0.5	0.5	< 2.27	2.27		1	2/8/2017	542-75-6
Trichloroethene	< 0.5	0.5	< 2.69	2.69		1	2/8/2017	79-01-6
Trichlorofluoromethane(F-11)	< 0.5	0.5	< 2.81	2.81		1	2/8/2017	75-69-4
Trichlorotrifluoroethane(F-113)	< 0.5	0.5	< 3.83	3.83		1	2/8/2017	76-13-1
Vinyl acetate	< 0.5	0.5	< 1.76	1.76		1	2/8/2017	108-05-4
Vinyl chloride	< 0.5	0.5	< 1.28	1.28		1	2/8/2017	75-01-4
Surr: 4-Bromofluorobenzene	94.1	70-130	%REC					

Airtech Environmental Laboratories (AEL) - AZ 0740

4620 E.Elwood St., Suite 13, Phoenix, AZ 85040 480-968-5888 Fax 480-966-1888

Client:	Tetra Tech	**Client Sample ID:**	N/A
Project:	Hwy 260 + Johnson Ln	**Project Number:**	--
Lab Order:	17A022	**Collection:**	N/A
Lab ID:	LCS/LCSD	**Matrix:**	Nitrogen

Method QC Data

Date Analyzed: 2/8/2017 Batch: MS010208 Analyst: JJ

Analyses	LCS Result	LCS %REC	LCSD Result	LCSD %REC	T.V.	%RPD	Unit	Qualifier LCS	Qualifier LCSD	Qualifier RPD
VOLATILE ORGANICS IN AIR	**TO-15**							70-130%		<25%
Propene (Propylene)	10.4	104	9.8	98.2	10.0	5.7	ppbv			
Dichlorodifluoromethane(F-12)	10.1	101	10.2	102	10.0	0.8	ppbv			
Chloromethane	9.3	92.8	9.7	97.1	10.0	4.5	ppbv			
Dichlorotetrafluoroethane(F-114)	9.8	97.9	9.7	97.3	10.0	0.6	ppbv			
Vinyl Chloride	9.8	97.7	10.1	101	10.0	3.1	ppbv			
1,3-Butadiene	9.1	91.1	9.0	89.5	10.0	1.8	ppbv			
Bromomethane	9.6	96.0	9.3	93.3	10.0	2.9	ppbv			
Chloroethane	11.2	112	10.4	104	10.0	7.5	ppbv			
Ethanol	9.2	91.8	8.4	83.5	10.0	9.5	ppbv			
Bromoethene(Vinyl Bromide)	10.1	101	9.8	97.6	10.0	3.5	ppbv			
Trichlorofluoromethane (F-11)	9.8	97.7	9.5	94.5	10.0	3.3	ppbv			
Acetone	9.7	96.9	10.5	105	10.0	8.2	ppbv			
Isopropyl Alcohol (2-Propanol)	10.7	107	9.9	98.9	10.0	7.5	ppbv			
1,1-Dichloroethene	9.7	97.4	9.7	97.2	10.0	0.2	ppbv			
Trichlorotrifluoroethane (F-113)	9.8	97.8	9.4	93.7	10.0	4.3	ppbv			
Methylene Chloride	9.2	91.5	8.9	89.4	10.0	2.3	ppbv			
Allyl Chloride	9.7	97.4	10.2	102	10.0	4.9	ppbv			
Carbon disulfide	10.1	101	9.8	97.7	10.0	3.5	ppbv			
trans-1,2-Dichloroethene	10.1	101	10.1	101	10.0	0.3	ppbv			
Methyl tert-butyl ether	10.4	104	10.2	102	10.0	1.7	ppbv			
1,1-Dichloroethane	9.7	96.9	9.7	96.6	10.0	0.3	ppbv			
Vinyl acetate	10.0	100	9.6	96.1	10.0	4.1	ppbv			
2-Butanone (MEK)	10.3	103	9.8	97.9	10.0	4.9	ppbv			
Hexane	12.0	120	11.9	119	10.0	0.5	ppbv			
cis-1,2-Dichloroethene	9.8	98.2	9.8	97.8	10.0	0.4	ppbv			
Ethyl Acetate	10.9	109	9.9	98.9	10.0	9.3	ppbv			
Chloroform	9.6	95.8	9.4	93.5	10.0	2.4	ppbv			
Tetrahydrofuran	9.6	96.1	8.5	84.6	10.0	12.7	ppbv			
1,1,1-Trichloroethane	9.9	98.6	9.8	97.7	10.0	0.9	ppbv			
1,2-Dichloroethane	9.8	98.0	9.6	95.9	10.0	2.2	ppbv			
Benzene	10.1	101	9.8	98.1	10.0	2.7	ppbv			
Carbon tetrachloride	10.0	100	9.7	97.1	10.0	2.5	ppbv			
Cyclohexane	10.3	103	9.8	97.8	10.0	5.0	ppbv			
2,2,4-Trimethylpentane	9.9	98.5	9.6	96.0	10.0	2.6	ppbv			
Heptane	9.2	91.9	9.1	90.9	10.0	1.1	ppbv			
1,2-Dichloropropane	8.7	87.4	8.8	87.9	10.0	0.6	ppbv			
Trichloroethene	9.5	95.4	9.4	94.2	10.0	1.3	ppbv			
Bromodichloromethane	9.8	98.1	9.7	96.8	10.0	1.3	ppbv			
1,4-Dioxane	9.9	99.2	7.9	78.8	10.0	22.9	ppbv			
Methylcyclohexane	10.1	101	9.8	98.4	10.0	2.6	ppbv			
cis-1,3-Dichloropropene	10.4	104	10.0	100	10.0	3.6	ppbv			
4-methyl-2-pentanone	11.2	112	9.6	96.1	10.0	15.4	ppbv			
trans-1,3-Dichloropropene	11.1	111	11.0	110	10.0	1.3	ppbv			
Toluene	10.1	101	9.8	97.9	10.0	2.6	ppbv			

Airtech Environmental Laboratories (AEL) - AZ 0740

4620 E.Elwood St., Suite 13, Phoenix, AZ 85040 480-968-5888 Fax 480-966-1888

Client:	Tetra Tech	**Client Sample ID:**	N/A
Project:	Hwy 260 + Johnson Ln	**Project Number:**	--
Lab Order:	17A022	**Collection:**	N/A
Lab ID:	LCS/LCSD	**Matrix:**	Nitrogen

Method QC Data

Date Analyzed: 2/8/2017 Batch: MS010208 Analyst: JJ

Analyses	LCS Result	LCS %REC	LCSD Result	LCSD %REC	T.V.	%RPD	Unit	Qualifier LCS	Qualifier LCSD	Qualifier RPD
VOLATILE ORGANICS IN AIR	**TO-15**							70-130%		<25%
1,1,2-Trichloroethane	10.0	99.7	9.5	94.7	10.0	5.1	ppbv			
2-Hexanone	11.6	116	10.0	99.7	10.0	14.9	ppbv			
n-Octane	9.8	98.3	9.5	95.1	10.0	3.3	ppbv			
Dibromochloromethane	10.2	102	9.7	97.4	10.0	4.2	ppbv			
1,2-Dibromoethane	10.1	101	9.7	97.3	10.0	3.8	ppbv			
Tetrachloroethene	9.5	95.0	9.1	91.2	10.0	4.1	ppbv			
Chlorobenzene	9.7	96.5	9.2	91.9	10.0	4.9	ppbv			
Ethylbenzene	10.5	105	10.0	100	10.0	4.8	ppbv			
m&p-Xylene	20.5	103	19.9	99.3	20.0	3.4	ppbv			
Bromoform	10.1	101	9.6	95.8	10.0	5.1	ppbv			
Styrene	9.9	99.0	9.6	96.0	10.0	3.1	ppbv			
Nonane	9.7	97.3	9.4	93.9	10.0	3.6	ppbv			
o-Xylene	9.2	92.3	9.0	89.7	10.0	2.9	ppbv			
1,1,2,2-Tetrachloroethane	9.7	96.6	9.5	95.0	10.0	1.7	ppbv			
Isopropylbenzene	10.6	106	10.3	103	10.0	3.6	ppbv			
n-Propylbenzene	10.8	108	10.5	105	10.0	2.8	ppbv			
4-Ethyltoluene	10.9	109	10.5	105	10.0	3.6	ppbv			
1,3,5-Trimethylbenzene	10.2	102	9.9	99.3	10.0	2.8	ppbv			
Tert-Butyl Benzene	9.8	97.6	9.4	94.1	10.0	3.7	ppbv			
1,2,4-Trimethylbenzene	10.0	100	9.7	96.6	10.0	3.6	ppbv			
Sec-Butyl Benzene	10.1	101	9.8	98.4	10.0	2.5	ppbv			
1,3-Dichlorobenzene	9.4	94.3	8.9	88.5	10.0	6.3	ppbv			
Benzyl chloride	11.8	118	11.4	114	10.0	3.4	ppbv			
1,4-Dichlorobenzene	9.7	96.6	9.2	91.6	10.0	5.3	ppbv			
1,2-Dichlorobenzene	10.0	100	9.5	94.6	10.0	5.4	ppbv			
n-Butyl Benzene	10.8	108	10.4	104	10.0	4.5	ppbv			
1,2,4-Trichlorobenzene	10.2	102	9.7	96.5	10.0	5.2	ppbv			
Naphthalene	10.3	103	9.6	96.0	10.0	6.6	ppbv			
Hexachlorobutadiene	10.6	106	9.7	97.4	10.0	8.2	ppbv			
Surr: 4-Bromofluorobenzene	10.2	102	9.9	99.2			%REC			
		70-130%		70-130%						

Airtech Environmental Laboratories (AEL) - AZ 0740

4620 E.Elwood St., Suite 13, Phoenix, AZ 85040 480-968-5888 Fax 480-966-1888

Client:	Tetra Tech	**Client Sample ID:**	NA
Project:	Hwy 260 + Johnson Ln	**Project Number:**	--
Lab Order:	17A022	**Collection:**	NA
Lab ID:	Standards	**Matrix:**	Nitrogen

AEL ID#	STD Name	Vendor	SGI Order#	Description	CONC.	Accuracy	Exp.Date
S-160802-01	Stock	Spectra Gases	113123527	TO-14 39 Analytes	1.0 ppmv	± 5%	7/25/2017
S-160802-02	Stock	Spectra Gases	113123527	TO-15 25 Analytes	1.0 ppmv	± 5%	7/12/2017
S-160802-03	Stock	Spectra Gases	113123527	15 Additional Compounds	1.0 ppmv	± 5%	7/19/2017
S-161101-01	Stock	Spectra Gases	114560630	TO-15 IS 4 Compounds	1.0 ppmv	± 5%	11/1/2017
A-170206-01	Working Std	AEL Dilution		TO-15 74 Analytes	10 ppbv	± 5%	5/6/2017
A-170207-01	Working IS	AEL Dilution		TO-15 IS 4 Compounds	50 ppbv	± 5%	5/7/2017

Airtech Environmental Laboratories (AEL)

Chain of Custody

4620 E.Elwood Street, Suite 13, Phoenix, AZ 85040 480-968-5888 (phone) 480-966-1888 (fax)

Customer: Tetra Tech	Page 1 of 2	AEL Lab #
Address: 3822 E. University Dr, Ste. 8	Sampler: Neil Babb Phone: 602-682-3300 x115	17A022
	Project Name: Hwy 260 & Johnson Ln Project Number:	
City, State, Zip: PHX, AZ 85034	Project location: Lakeside, AZ E&E site	
Contact: chris Jacquemin	P.O. Number:	
Phone: 602-682-3300 x116 Fax: —	Fax Results: Y (N)	
E-Mail Address: chris.jacquemin@tetratech.com	E-Mail Results: (Y) N	

Sample Receipt

Temperature _____ °C
Custody Seals: Yes X No ____
Custody Seals Intact: Yes X No ____
Total # of Containers: 12

Turn Around Request

____ 24 Hours ____ 48 Hours
____ 72 Hours
____ 5 working Day
X Standard 10 Working Days

Sample Type

SVE: soil vapor extraction
A: ambient air
I: indoor air
S: soil vapor
W: water
GW: ground water
WW: waste water

Analyses Requested

Sample Information

AEL Lab #	Serial # Canister	Serial # Grab	Canister (L) or bag	Grab (Min)	Client's Sample Identification	Sampled Date	Sampled Time	Sample Type	Number of Containers	TO-15 full list	TO-15 TPH(GRO)	TO-15 Selet List	8260B AZ Vapor full list	8260B Vapor select list	8015 GRO	8260B Water			DFA tracer cmpd. as TIC
01	1829	069	6 (1) bag	1 2 (5)	EE-1	1-24-17	14:04:30 14:09:30	S	1	X									X
02	1842	156	6 (1) bag	1 2 (5)	EE-2		11:24:30 11:29:30		1										
03	2284	205	6 (1) bag	1 2 (5)	EE-3		12:03:30 12:08:30		1										
04	E2351	051	6 (1) bag	1 2 (5)	EE-5		14:33:30 14:38:30		1										
05	E2371	032	6 (1) bag	1 2 (5)	EE-12		12:39 12:44		1										
06	1878	103	6 (1) bag	1 2 (5)	EE-13		15:38:45 15:43:45		1										
07	E2376	181	6 (1) bag	1 2 (5)	EE-14		13:14:30 13:19:30		1										
08	1809	043	6 (1) bag	1 2 (5)	EE-18		15:08:15 15:13:15		1										
09	1888	132	6 (1) bag	1 2 (5)	EE-19		16:17:45 16:22:45		1										
10	1836	203	6 (1) bag	1 2 (5)	EE-20		16:49:45 16:54:45		1										

Instructions / Special Requirements:

Date:	Time:	Samples Relinquished By:	Received By:
1-27-17	9:05	Neil Babb	

Airtech Environmental Laboratories (AEL)

Chain of Custody

4620 E.Elwood Street, Suite 13, Phoenix, AZ 85040 480-968-5888 (phone) 480-966-1888 (fax)

Customer: Tetra Tech	Page 2 of 2	AEL Lab #
Address: 3822 E. University Dr, ste. 3	Sampler: Neil Babb Phone 602-682-3300 x.115	17A022
	Project Name: Hwy 260 & Johnson Ln Project Number:	
City, State, Zip: PHX AZ 85034	Project location: Lakeside, AZ E&E-site	
Contact: chris Jacquemin	P.O. Number:	
Phone 602-682-3300 x.116 Fax: —	Fax Results: Y (N)	
E-Mail Address chris.jacquemin@tetratech.com	E-Mail Results: (Y) N	

Sample Receipt

Temperature_____ °C
Custody Seals: Yes X No_____
Custody Seals Intact: Yes X No_____
Total # of Containers:_____

Turn Around Request

_____ 24 Hours _____ 48 Hours
_____ 72 Hours
_____ 5 working Day
X Standard 10 Working Days

Sample Type

SVE: soil vapor extraction
A: ambient air
I: indoor air
S: soil vapor
W: water
GW: ground water
WW: waste water

Analyses Requested

Sample Information

AEL Lab #	Serial # Canister	Serial # Grab	Canister (L) or bag	Grab (Min)	Client's Sample Identification	Sampled Date	Sampled Time	Sample Type	Number of Containers	TO-15 full list	TO-15 TPH(GRO)	TO-15 Selet List	8260B AZ Vapor full list	8260B Vapor select list	8015 GRO	8260B Water			DFA tracer cmpd. as TIC
11	1873	040	6 (1) bag	1 2 (5)	E&E Ambient Air	1-24-17		A	1	X									
12	E2405	130	6 (1) bag	1 2 (5)	E&E Dup		—	S	1	↓									X
			6 1 bag	1 2 5															
			6 1 bag	1 2 5															
			6 1 bag	1 2 5															
			6 1 bag	1 2 5															
			6 1 bag	1 2 5															
			6 1 bag	1 2 5															
			6 1 bag	1 2 5															
			6 1 bag	1 2 5															

Instructions / Special Requirements:

Date:	Time:	Samples Relinquished By:	Received By:
1-27-17	9:05	Neil Babb	

Airtech Environmental Laboratories (AEL)

4620 E.Elwood St., Suite 13, Phoenix, AZ 85040 480-968-5888 Fax 480-966-1888

Date: June 2, 2017

Client:	Chris Jacquemin	Work Order #:	17E027
Company:	Tetra Tech	Project Name:	Hwy 260 + Johnson
Address:	3822 E University Dr, Suite 3	Project Number:	117-1303066
	Phoenix, AZ 85034	Received Date:	5/25/2017

Dear Client:

Airtech Environmental Laboratories received five (5) samples for analysis.

All analyses met laboratory QA/QC with any exceptions addressed in the Case Narrative.

If you have any questions or concerns regarding your samples analysis, please contact the laboratory at 480-968-5888

Sincerely,

Yu Min Shi
Technical Director
Airtech Environmental Labs

Arizona ADHS License No. AZ0740

Airtech Environmental Laboratories (AEL)
4620 E.Elwood St., Suite 13, Phoenix, AZ 85040 480-968-5888 Fax 480-966-1888

Date: June 2, 2017

Client:	Chris Jacquemin	Work Order #:	17E027
Company:	Tetra Tech	Project Name:	Hwy 260 + Johnson
Address:	3822 E University Dr, Suite 3	Project Number:	117-1303066
	Phoenix, AZ 85034	Received Date:	5/25/2017

SAMPLE SUMMARY

LAB ID	CLIENT ID	METHOD	SAMPLE DATE	SAMPLE TIME
17E027-01	SV-9 Confirmation	TO-15	5/23/2017	1235
17E027-02	SV-2 Confirmation	TO-15	5/23/2017	1350
17E027-03	SV-11 Confirmation	TO-15	5/23/2017	1400
17E027-04	SV-16 Confirmation	TO-15	5/23/2017	1420
17E027-05	SV-18 Confirmation	TO-15	5/23/2017	1100

Airtech Environmental Laboratories (AEL)
4620 E.Elwood St., Suite 13, Phoenix, AZ 85040 480-968-5888 Fax 480-966-1888

Date: June 2, 2017

Client:	Chris Jacquemin	Work Order #:	17E027
Company:	Tetra Tech	Project Name:	Hwy 260 + Johnson
Address:	3822 E University Dr, Suite 3	Project Number:	117-1303066
	Phoenix, AZ 85034	Received Date:	05/25/17

Case Narrative

All samples and QC associated with your samples met the quality control objectives. Data qualifiers in this report are in accordance with ADEQ Data Qualifiers.

T4: Tentatively identified compound. Concentration is estimated and based on the closest internal standard.

L5: The associated blank spike recovery was above the laboratory/method acceptance limits. The analyte was not detected in the sample.

Airtech Environmental Laboratories (AEL) - AZ 0740
4620 E.Elwood St., Suite 13, Phoenix, AZ 85040 480-968-5888 Fax 480-966-1888

Client:	Tetra Tech	**Client Sample ID:**	N/A
Project:	Hwy 260 + Johnson	**Project Number:**	117-1303066
Lab Order:	17E027	**Collection:**	N/A
Lab ID:	Kits QC	**Matrix:**	Air

		Canister				Grab Sampler	
		Type		Vacuum	Vacuum	Type	
	Client	1.0 liter		before sampled	after sampled	5 minute-fill 1.0L canister	
AEL#	ID	SN#	Clean Batch#	Hg inch	psia	SN#	Clean Batch#
17E027-01	SV-9 Confirmation	1829	1705-02	29.0	10.66	203	1704-05
17E027-02	SV-2 Confirmation	1873	1705-04	29.0	8.34	080	1704-05
17E027-03	SV-11 Confirmation	1798	1705-04	29.0	9.58	082	1704-05
17E027-04	SV-16 Confirmation	1789	1705-02	29.0	11.02	134	1704-05
17E027-05	SV-18 Confirmation	E2361	1705-02	29.0	9.96	166	1704-05

Airtech Environmental Laboratories (AEL) - AZ 0740

4620 E.Elwood St., Suite 13, Phoenix, AZ 85040 480-968-5888 Fax 480-966-1888

Client:	Tetra Tech	**Client Sample ID:**	SV-9 Confirmation
Project:	Hwy 260 + Johnson	**Project Number:**	117-1303066
Lab Order:	17E027	**Collection:**	5/23/2017
Lab ID:	01	**Matrix:**	Soil Vapor

	ppbv		ug/M^3				Date	
Analyses	**Result**	**Limit**	**Result**	**Limit**	**Qual**	**DF**	**Analyzed**	**CAS#**
VOLATILE ORGANICS IN AIR	**TO-15**						Analyst: JJ	
1,1,1-Trichloroethane	< 100	100	< 546	546		200	5/31/2017	71-55-6
1,1,2,2-Tetrachloroethane	< 100	100	< 687	687		200	5/31/2017	79-34-5
1,1,2-Trichloroethane	< 100	100	< 546	546		200	5/31/2017	79-00-5
1,1-Dichloroethane	< 100	100	< 405	405		200	5/31/2017	75-34-3
1,1-Dichloroethene	< 100	100	< 397	397		200	5/31/2017	75-35-4
1,2,4-Trichlorobenzene	< 400	400	< 2,968	2,968		200	5/31/2017	120-82-1
1,2,4-Trimethylbenzene	< 100	100	< 492	492		200	5/31/2017	95-63-6
1,2-Dibromoethane	< 100	100	< 768	768		200	5/31/2017	106-93-4
1,2-Dichlorobenzene	< 100	100	< 601	601		200	5/31/2017	95-50-1
1,2-Dichloroethane	< 100	100	< 405	405		200	5/31/2017	107-06-2
1,2-Dichloropropane	< 100	100	< 462	462		200	5/31/2017	78-87-5
1,3,5-Trimethylbenzene	< 100	100	< 492	492		200	5/31/2017	108-67-8
1,3-Butadiene	< 100	100	< 221	221		200	5/31/2017	106-99-0
1,3-Dichlorobenzene	< 100	100	< 601	601		200	5/31/2017	541-73-1
1,4-Dichlorobenzene	< 100	100	< 601	601		200	5/31/2017	106-46-7
1,4-Dioxane	< 400	400	< 1,440	1,440		200	5/31/2017	123-91-1
2,2,4-Trimethylpentane	**282**	**100**	**1,314**	**466**		200	5/31/2017	540-84-1
2-Butanone (MEK)	< 1,000	1,000	< 2,950	2,950		200	5/31/2017	78-93-3
2-Hexanone	< 1,000	1,000	< 4,100	4,100		200	5/31/2017	591-78-6
2-Propanol (IPA)	< 1,000	1,000	< 2,450	2,450		200	5/31/2017	67-63-0
4-Ethyltoluene	< 200	200	< 984	984		200	5/31/2017	622-96-8
4-Methyl-2-pentanone (MIK)	< 1,000	1,000	< 4,100	4,100		200	5/31/2017	108-10-1
Acetone	< 1,000	1,000	< 2,380	2,380		200	5/31/2017	67-64-1
Allyl chloride	< 200	200	< 626	626		200	5/31/2017	107-05-1
Benzene	**136**	**100**	**434**	**319**		200	5/31/2017	71-43-2
Benzyl chloride	< 400	400	< 2,072	2,072	L5	200	5/31/2017	100-44-7
Bromodichloromethane	< 100	100	< 670	670		200	5/31/2017	75-27-4
Bromoethene(Vinyl Bromide)	< 100	100	< 437	437		200	5/31/2017	593-60-2
Bromoform	< 100	100	< 1,034	1,034	L5	200	5/31/2017	75-25-2
Bromomethane	< 100	100	< 388	388		200	5/31/2017	74-83-9
Butyl benzene	< 200	200	< 1,098	1,098		200	5/31/2017	104-51-8
Carbon disulfide	< 400	400	< 1,244	1,244		200	5/31/2017	75-15-0
Carbon tetrachloride	< 100	100	< 629	629		200	5/31/2017	56-23-5
Chlorobenzene	< 100	100	< 460	460		200	5/31/2017	108-90-7
Chloroethane	< 100	100	< 264	264		200	5/31/2017	75-00-3
Chloroform	< 100	100	< 488	488		200	5/31/2017	67-66-3
Chloromethane	< 200	200	< 414	414		200	5/31/2017	74-87-3
cis-1,2-Dichloroethene	< 100	100	< 396	396		200	5/31/2017	156-59-2
cis-1,3-Dichloropropene	< 100	100	< 454	454		200	5/31/2017	10061-01-5
Cyclohexane	< 100	100	< 344	344		200	5/31/2017	110-82-7
Dibromochloromethane	< 100	100	< 852	852		200	5/31/2017	124-48-1
Dichlorodifluoromethane(F-12)	< 200	200	< 990	990		200	5/31/2017	75-71-8
Dichlorotetrafluoroethane(F-114)	< 100	100	< 699	699		200	5/31/2017	76-14-2
Ethanol	< 1,000	1,000	< 1,880	1,880		200	5/31/2017	64-17-5
Ethyl Acetate	< 100	100	< 360	360		200	5/31/2017	141-78-6
Ethylbenzene	< 100	100	< 434	434		200	5/31/2017	100-41-4

Airtech Environmental Laboratories (AEL) - AZ 0740

4620 E.Elwood St., Suite 13, Phoenix, AZ 85040 480-968-5888 Fax 480-966-1888

Client:	Tetra Tech	**Client Sample ID:**	SV-9 Confirmation
Project:	Hwy 260 + Johnson	**Project Number:**	117-1303066
Lab Order:	17E027	**Collection:**	5/23/2017
Lab ID:	01	**Matrix:**	Soil Vapor

Analyses	ppbv Result	ppbv Limit	ug/M^3 Result	ug/M^3 Limit	Qual	DF	Date Analyzed	CAS#
VOLATILE ORGANICS IN AIR		**TO-15**					Analyst: JJ	
Heptane	**466**	**100**	**1,911**	**410**		200	5/31/2017	142-82-5
Hexachlorobutadiene	< 200	200	< 2,134	2,134	L5	200	5/31/2017	87-68-3
Hexane	< 200	200	< 704	704		200	5/31/2017	110-54-3
Isopropylbenzene	< 200	200	< 984	984		200	5/31/2017	98-82-8
m&p-Xylene	< 200	200	< 868	868		200	5/31/2017	179601-23-1
Methyl tert-butyl ether	< 400	400	< 1,444	1,444		200	5/31/2017	1634-04-4
Methylcyclohexane	< 200	200	< 804	804		200	5/31/2017	108-87-2
Methylene chloride	< 400	400	< 1,388	1,388		200	5/31/2017	75-09-2
Naphthalene	< 1,000	1,000	< 5,240	5,240		200	5/31/2017	91-20-3
Nonane	< 200	200	< 1,048	1,048		200	5/31/2017	111-84-2
Octane	< 200	200	< 934	934		200	5/31/2017	111-65-9
o-Xylene	< 100	100	< 434	434		200	5/31/2017	95-47-6
Propene (Propylene)	< 200	200	< 344	344		200	5/31/2017	115-07-1
Propylbenzene	< 200	200	< 984	984		200	5/31/2017	103-65-1
Sec-Butyl benzene	< 200	200	< 1,098	1,098		200	5/31/2017	135-98-8
Styrene	< 100	100	< 426	426		200	5/31/2017	100-42-5
Tert-Butyl benzene	< 200	200	< 1,098	1,098		200	5/31/2017	98-06-6
Tetrachloroethene	**5,190**	**200**	**35,190**	**1,356**		200	5/31/2017	127-18-4
Tetrahydrofuran	< 400	400	< 1,180	1,180		200	5/31/2017	109-99-9
Toluene	**634**	**100**	**2,390**	**377**		200	5/31/2017	108-88-3
trans-1,2-Dichloroethene	< 100	100	< 396	396		200	5/31/2017	156-60-5
trans-1,3-Dichloropropene	< 100	100	< 454	454		200	5/31/2017	10061-02-6
Trichloroethene	< 100	100	< 537	537		200	5/31/2017	79-01-6
Trichlorofluoromethane(F-11)	< 100	100	< 562	562		200	5/31/2017	75-69-4
Trichlorotrifluoroethane(F-113)	< 100	100	< 766	766		200	5/31/2017	76-13-1
Vinyl acetate	< 100	100	< 352	352		200	5/31/2017	108-05-4
Vinyl chloride	< 100	100	< 256	256		200	5/31/2017	75-01-4
Surr: 4-Bromofluorobenzene	100	70-130	%REC					

Tentatively Identified Compounds (TIC's)

Difluoroethane	< 2,000	2,000	ppbv		T4	200	5/31/2017

Airtech Environmental Laboratories (AEL) - AZ 0740

4620 E.Elwood St., Suite 13, Phoenix, AZ 85040 480-968-5888 Fax 480-966-1888

Client:	Tetra Tech	**Client Sample ID:**	SV-2 Confirmation
Project:	Hwy 260 + Johnson	**Project Number:**	117-1303066
Lab Order:	17E027	**Collection:**	5/23/2017
Lab ID:	02	**Matrix:**	Soil Vapor

Analyses	ppbv Result	ppbv Limit	ug/M^3 Result	ug/M^3 Limit	Qual	DF	Date Analyzed	CAS#
VOLATILE ORGANICS IN AIR		**TO-15**					Analyst: JJ	
1,1,1-Trichloroethane	< 10	10	< 54.6	54.6		20	5/31/2017	71-55-6
1,1,2,2-Tetrachloroethane	< 10	10	< 68.7	68.7		20	5/31/2017	79-34-5
1,1,2-Trichloroethane	< 10	10	< 54.6	54.6		20	5/31/2017	79-00-5
1,1-Dichloroethane	< 10	10	< 40.5	40.5		20	5/31/2017	75-34-3
1,1-Dichloroethene	< 10	10	< 39.7	39.7		20	5/31/2017	75-35-4
1,2,4-Trichlorobenzene	< 40	40	< 297	297		20	5/31/2017	120-82-1
1,2,4-Trimethylbenzene	< 10	10	< 49.2	49.2		20	5/31/2017	95-63-6
1,2-Dibromoethane	< 10	10	< 76.8	76.8		20	5/31/2017	106-93-4
1,2-Dichlorobenzene	< 10	10	< 60.1	60.1		20	5/31/2017	95-50-1
1,2-Dichloroethane	< 10	10	< 40.5	40.5		20	5/31/2017	107-06-2
1,2-Dichloropropane	< 10	10	< 46.2	46.2		20	5/31/2017	78-87-5
1,3,5-Trimethylbenzene	< 10	10	< 49.2	49.2		20	5/31/2017	108-67-8
1,3-Butadiene	< 10	10	< 22.1	22.1		20	5/31/2017	106-99-0
1,3-Dichlorobenzene	< 10	10	< 60.1	60.1		20	5/31/2017	541-73-1
1,4-Dichlorobenzene	< 10	10	< 60.1	60.1		20	5/31/2017	106-46-7
1,4-Dioxane	< 40	40	< 144	144		20	5/31/2017	123-91-1
2,2,4-Trimethylpentane	< 10	10	< 46.6	46.6		20	5/31/2017	540-84-1
2-Butanone (MEK)	< 100	100	< 295	295		20	5/31/2017	78-93-3
2-Hexanone	< 100	100	< 410	410		20	5/31/2017	591-78-6
2-Propanol (IPA)	< 100	100	< 245	245		20	5/31/2017	67-63-0
4-Ethyltoluene	< 20	20	< 98.4	98.4		20	5/31/2017	622-96-8
4-Methyl-2-pentanone (MIK)	< 100	100	< 410	410		20	5/31/2017	108-10-1
Acetone	< 100	100	< 238	238		20	5/31/2017	67-64-1
Allyl chloride	< 20	20	< 62.6	62.6		20	5/31/2017	107-05-1
Benzene	< 10	10	< 31.9	31.9		20	5/31/2017	71-43-2
Benzyl chloride	< 40	40	< 207	207	L5	20	5/31/2017	100-44-7
Bromodichloromethane	< 10	10	< 67.0	67.0		20	5/31/2017	75-27-4
Bromoethene(Vinyl Bromide)	< 10	10	< 43.7	43.7		20	5/31/2017	593-60-2
Bromoform	< 10	10	< 103	103	L5	20	5/31/2017	75-25-2
Bromomethane	< 10	10	< 38.8	38.8		20	5/31/2017	74-83-9
Butyl benzene	< 20	20	< 110	110		20	5/31/2017	104-51-8
Carbon disulfide	< 40	40	< 124	124		20	5/31/2017	75-15-0
Carbon tetrachloride	< 10	10	< 62.9	62.9		20	5/31/2017	56-23-5
Chlorobenzene	< 10	10	< 46.0	46.0		20	5/31/2017	108-90-7
Chloroethane	< 10	10	< 26.4	26.4		20	5/31/2017	75-00-3
Chloroform	< 10	10	< 48.8	48.8		20	5/31/2017	67-66-3
Chloromethane	< 20	20	< 41.4	41.4		20	5/31/2017	74-87-3
cis-1,2-Dichloroethene	< 10	10	< 39.6	39.6		20	5/31/2017	156-59-2
cis-1,3-Dichloropropene	< 10	10	< 45.4	45.4		20	5/31/2017	10061-01-5
Cyclohexane	< 10	10	< 34.4	34.4		20	5/31/2017	110-82-7
Dibromochloromethane	< 10	10	< 85.2	85.2		20	5/31/2017	124-48-1
Dichlorodifluoromethane(F-12)	< 20	20	< 99.0	99.0		20	5/31/2017	75-71-8
Dichlorotetrafluoroethane(F-114)	< 10	10	< 69.9	69.9		20	5/31/2017	76-14-2
Ethanol	< 100	100	< 188	188		20	5/31/2017	64-17-5
Ethyl Acetate	< 10	10	< 36.0	36.0		20	5/31/2017	141-78-6
Ethylbenzene	< 10	10	< 43.4	43.4		20	5/31/2017	100-41-4

Airtech Environmental Laboratories (AEL) - AZ 0740

4620 E.Elwood St., Suite 13, Phoenix, AZ 85040 480-968-5888 Fax 480-966-1888

Client:	Tetra Tech	**Client Sample ID:**	SV-2 Confirmation
Project:	Hwy 260 + Johnson	**Project Number:**	117-1303066
Lab Order:	17E027	**Collection:**	5/23/2017
Lab ID:	02	**Matrix:**	Soil Vapor

Analyses	ppbv Result	ppbv Limit	ug/M^3 Result	ug/M^3 Limit	Qual	DF	Date Analyzed	CAS#
VOLATILE ORGANICS IN AIR		**TO-15**					Analyst: JJ	
Heptane	< 10	10	< 41.0	41.0		20	5/31/2017	142-82-5
Hexachlorobutadiene	< 20	20	< 213	213	L5	20	5/31/2017	87-68-3
Hexane	< 20	20	< 70.4	70.4		20	5/31/2017	110-54-3
Isopropylbenzene	< 20	20	< 98.4	98.4		20	5/31/2017	98-82-8
m&p-Xylene	< 20	20	< 86.8	86.8		20	5/31/2017	179601-23-1
Methyl tert-butyl ether	< 40	40	< 144	144		20	5/31/2017	1634-04-4
Methylcyclohexane	< 20	20	< 80.4	80.4		20	5/31/2017	108-87-2
Methylene chloride	< 40	40	< 139	139		20	5/31/2017	75-09-2
Naphthalene	< 100	100	< 524	524		20	5/31/2017	91-20-3
Nonane	< 20	20	< 105	105		20	5/31/2017	111-84-2
Octane	< 20	20	< 93.4	93.4		20	5/31/2017	111-65-9
o-Xylene	< 10	10	< 43.4	43.4		20	5/31/2017	95-47-6
Propene (Propylene)	< 20	20	< 34.4	34.4		20	5/31/2017	115-07-1
Propylbenzene	< 20	20	< 98.4	98.4		20	5/31/2017	103-65-1
Sec-Butyl benzene	< 20	20	< 110	110		20	5/31/2017	135-98-8
Styrene	< 10	10	< 42.6	42.6		20	5/31/2017	100-42-5
Tert-Butyl benzene	< 20	20	< 110	110		20	5/31/2017	98-06-6
Tetrachloroethene	**177**	**20**	**1,200**	**136**		20	5/31/2017	127-18-4
Tetrahydrofuran	< 40	40	< 118	118		20	5/31/2017	109-99-9
Toluene	< 10	10	< 37.7	37.7		20	5/31/2017	108-88-3
trans-1,2-Dichloroethene	< 10	10	< 39.6	39.6		20	5/31/2017	156-60-5
trans-1,3-Dichloropropene	< 10	10	< 45.4	45.4		20	5/31/2017	10061-02-6
Trichloroethene	< 10	10	< 53.7	53.7		20	5/31/2017	79-01-6
Trichlorofluoromethane(F-11)	< 10	10	< 56.2	56.2		20	5/31/2017	75-69-4
Trichlorotrifluoroethane(F-113)	< 10	10	< 76.6	76.6		20	5/31/2017	76-13-1
Vinyl acetate	< 10	10	< 35.2	35.2		20	5/31/2017	108-05-4
Vinyl chloride	< 10	10	< 25.6	25.6		20	5/31/2017	75-01-4
Surr: 4-Bromofluorobenzene	98.1	70-130	%REC					

Tentatively Identified Compounds (TIC's)

Difluoroethane	< 200	200	ppbv		T4	20	5/31/2017	

Airtech Environmental Laboratories (AEL) - AZ 0740

4620 E.Elwood St., Suite 13, Phoenix, AZ 85040 480-968-5888 Fax 480-966-1888

Client:	Tetra Tech	**Client Sample ID:**	SV-11 Confirmation
Project:	Hwy 260 + Johnson	**Project Number:**	117-1303066
Lab Order:	17E027	**Collection:**	5/23/2017
Lab ID:	03	**Matrix:**	Soil Vapor

	ppbv		ug/M^3				Date	
Analyses	**Result**	**Limit**	**Result**	**Limit**	**Qual**	**DF**	**Analyzed**	**CAS#**
VOLATILE ORGANICS IN AIR		**TO-15**					Analyst: JJ	
1,1,1-Trichloroethane	< 10	10	< 54.6	54.6		20	5/31/2017	71-55-6
1,1,2,2-Tetrachloroethane	< 10	10	< 68.7	68.7		20	5/31/2017	79-34-5
1,1,2-Trichloroethane	< 10	10	< 54.6	54.6		20	5/31/2017	79-00-5
1,1-Dichloroethane	< 10	10	< 40.5	40.5		20	5/31/2017	75-34-3
1,1-Dichloroethene	< 10	10	< 39.7	39.7		20	5/31/2017	75-35-4
1,2,4-Trichlorobenzene	< 40	40	< 297	297		20	5/31/2017	120-82-1
1,2,4-Trimethylbenzene	< 10	10	< 49.2	49.2		20	5/31/2017	95-63-6
1,2-Dibromoethane	< 10	10	< 76.8	76.8		20	5/31/2017	106-93-4
1,2-Dichlorobenzene	< 10	10	< 60.1	60.1		20	5/31/2017	95-50-1
1,2-Dichloroethane	< 10	10	< 40.5	40.5		20	5/31/2017	107-06-2
1,2-Dichloropropane	< 10	10	< 46.2	46.2		20	5/31/2017	78-87-5
1,3,5-Trimethylbenzene	< 10	10	< 49.2	49.2		20	5/31/2017	108-67-8
1,3-Butadiene	< 10	10	< 22.1	22.1		20	5/31/2017	106-99-0
1,3-Dichlorobenzene	< 10	10	< 60.1	60.1		20	5/31/2017	541-73-1
1,4-Dichlorobenzene	< 10	10	< 60.1	60.1		20	5/31/2017	106-46-7
1,4-Dioxane	< 40	40	< 144	144		20	5/31/2017	123-91-1
2,2,4-Trimethylpentane	< 10	10	< 46.6	46.6		20	5/31/2017	540-84-1
2-Butanone (MEK)	< 100	100	< 295	295		20	5/31/2017	78-93-3
2-Hexanone	< 100	100	< 410	410		20	5/31/2017	591-78-6
2-Propanol (IPA)	< 100	100	< 245	245		20	5/31/2017	67-63-0
4-Ethyltoluene	< 20	20	< 98.4	98.4		20	5/31/2017	622-96-8
4-Methyl-2-pentanone (MIK)	< 100	100	< 410	410		20	5/31/2017	108-10-1
Acetone	< 100	100	< 238	238		20	5/31/2017	67-64-1
Allyl chloride	< 20	20	< 62.6	62.6		20	5/31/2017	107-05-1
Benzene	< 10	10	< 31.9	31.9		20	5/31/2017	71-43-2
Benzyl chloride	< 40	40	< 207	207	L5	20	5/31/2017	100-44-7
Bromodichloromethane	< 10	10	< 67.0	67.0		20	5/31/2017	75-27-4
Bromoethene(Vinyl Bromide)	< 10	10	< 43.7	43.7		20	5/31/2017	593-60-2
Bromoform	< 10	10	< 103	103	L5	20	5/31/2017	75-25-2
Bromomethane	< 10	10	< 38.8	38.8		20	5/31/2017	74-83-9
Butyl benzene	< 20	20	< 110	110		20	5/31/2017	104-51-8
Carbon disulfide	< 40	40	< 124	124		20	5/31/2017	75-15-0
Carbon tetrachloride	< 10	10	< 62.9	62.9		20	5/31/2017	56-23-5
Chlorobenzene	< 10	10	< 46.0	46.0		20	5/31/2017	108-90-7
Chloroethane	< 10	10	< 26.4	26.4		20	5/31/2017	75-00-3
Chloroform	< 10	10	< 48.8	48.8		20	5/31/2017	67-66-3
Chloromethane	< 20	20	< 41.4	41.4		20	5/31/2017	74-87-3
cis-1,2-Dichloroethene	< 10	10	< 39.6	39.6		20	5/31/2017	156-59-2
cis-1,3-Dichloropropene	< 10	10	< 45.4	45.4		20	5/31/2017	10061-01-5
Cyclohexane	< 10	10	< 34.4	34.4		20	5/31/2017	110-82-7
Dibromochloromethane	< 10	10	< 85.2	85.2		20	5/31/2017	124-48-1
Dichlorodifluoromethane(F-12)	< 20	20	< 99.0	99.0		20	5/31/2017	75-71-8
Dichlorotetrafluoroethane(F-114)	< 10	10	< 69.9	69.9		20	5/31/2017	76-14-2
Ethanol	< 100	100	< 188	188		20	5/31/2017	64-17-5
Ethyl Acetate	< 10	10	< 36.0	36.0		20	5/31/2017	141-78-6
Ethylbenzene	< 10	10	< 43.4	43.4		20	5/31/2017	100-41-4

Airtech Environmental Laboratories (AEL) - AZ 0740

4620 E.Elwood St., Suite 13, Phoenix, AZ 85040 480-968-5888 Fax 480-966-1888

Client:	Tetra Tech	**Client Sample ID:**	SV-11 Confirmation
Project:	Hwy 260 + Johnson	**Project Number:**	117-1303066
Lab Order:	17E027	**Collection:**	5/23/2017
Lab ID:	03	**Matrix:**	Soil Vapor

Analyses	ppbv Result	ppbv Limit	ug/M^3 Result	ug/M^3 Limit	Qual	DF	Date Analyzed	CAS#
VOLATILE ORGANICS IN AIR		**TO-15**					Analyst: JJ	
Heptane	< 10	10	< 41.0	41.0		20	5/31/2017	142-82-5
Hexachlorobutadiene	< 20	20	< 213	213	L5	20	5/31/2017	87-68-3
Hexane	< 20	20	< 70.4	70.4		20	5/31/2017	110-54-3
Isopropylbenzene	< 20	20	< 98.4	98.4		20	5/31/2017	98-82-8
m&p-Xylene	< 20	20	< 86.8	86.8		20	5/31/2017	179601-23-1
Methyl tert-butyl ether	< 40	40	< 144	144		20	5/31/2017	1634-04-4
Methylcyclohexane	< 20	20	< 80.4	80.4		20	5/31/2017	108-87-2
Methylene chloride	< 40	40	< 139	139		20	5/31/2017	75-09-2
Naphthalene	< 100	100	< 524	524		20	5/31/2017	91-20-3
Nonane	< 20	20	< 105	105		20	5/31/2017	111-84-2
Octane	< 20	20	< 93.4	93.4		20	5/31/2017	111-65-9
o-Xylene	< 10	10	< 43.4	43.4		20	5/31/2017	95-47-6
Propene (Propylene)	< 20	20	< 34.4	34.4		20	5/31/2017	115-07-1
Propylbenzene	< 20	20	< 98.4	98.4		20	5/31/2017	103-65-1
Sec-Butyl benzene	< 20	20	< 110	110		20	5/31/2017	135-98-8
Styrene	< 10	10	< 42.6	42.6		20	5/31/2017	100-42-5
Tert-Butyl benzene	< 20	20	< 110	110		20	5/31/2017	98-06-6
Tetrachloroethene	**673**	**20**	**4,570**	**136**		20	5/31/2017	127-18-4
Tetrahydrofuran	< 40	40	< 118	118		20	5/31/2017	109-99-9
Toluene	< 10	10	< 37.7	37.7		20	5/31/2017	108-88-3
trans-1,2-Dichloroethene	< 10	10	< 39.6	39.6		20	5/31/2017	156-60-5
trans-1,3-Dichloropropene	< 10	10	< 45.4	45.4		20	5/31/2017	10061-02-6
Trichloroethene	< 10	10	< 53.7	53.7		20	5/31/2017	79-01-6
Trichlorofluoromethane(F-11)	< 10	10	< 56.2	56.2		20	5/31/2017	75-69-4
Trichlorotrifluoroethane(F-113)	< 10	10	< 76.6	76.6		20	5/31/2017	76-13-1
Vinyl acetate	< 10	10	< 35.2	35.2		20	5/31/2017	108-05-4
Vinyl chloride	< 10	10	< 25.6	25.6		20	5/31/2017	75-01-4
Surr: 4-Bromofluorobenzene	99.4	70-130	%REC					

Tentatively Identified Compounds (TIC's)

Difluoroethane	< 200	200	ppbv		T4	20	5/31/2017

Airtech Environmental Laboratories (AEL) - AZ 0740

4620 E.Elwood St., Suite 13, Phoenix, AZ 85040 480-968-5888 Fax 480-966-1888

Client:	Tetra Tech	**Client Sample ID:**	SV-16 Confirmation
Project:	Hwy 260 + Johnson	**Project Number:**	117-1303066
Lab Order:	17E027	**Collection:**	5/23/2017
Lab ID:	04	**Matrix:**	Soil Vapor

	ppbv		ug/M^3				Date	
Analyses	**Result**	**Limit**	**Result**	**Limit**	**Qual**	**DF**	**Analyzed**	**CAS#**
VOLATILE ORGANICS IN AIR		**TO-15**					Analyst: JJ	
1,1,1-Trichloroethane	< 10	10	< 54.6	54.6		20	5/31/2017	71-55-6
1,1,2,2-Tetrachloroethane	< 10	10	< 68.7	68.7		20	5/31/2017	79-34-5
1,1,2-Trichloroethane	< 10	10	< 54.6	54.6		20	5/31/2017	79-00-5
1,1-Dichloroethane	< 10	10	< 40.5	40.5		20	5/31/2017	75-34-3
1,1-Dichloroethene	< 10	10	< 39.7	39.7		20	5/31/2017	75-35-4
1,2,4-Trichlorobenzene	< 40	40	< 297	297		20	5/31/2017	120-82-1
1,2,4-Trimethylbenzene	< 10	10	< 49.2	49.2		20	5/31/2017	95-63-6
1,2-Dibromoethane	< 10	10	< 76.8	76.8		20	5/31/2017	106-93-4
1,2-Dichlorobenzene	< 10	10	< 60.1	60.1		20	5/31/2017	95-50-1
1,2-Dichloroethane	< 10	10	< 40.5	40.5		20	5/31/2017	107-06-2
1,2-Dichloropropane	< 10	10	< 46.2	46.2		20	5/31/2017	78-87-5
1,3,5-Trimethylbenzene	< 10	10	< 49.2	49.2		20	5/31/2017	108-67-8
1,3-Butadiene	< 10	10	< 22.1	22.1		20	5/31/2017	106-99-0
1,3-Dichlorobenzene	< 10	10	< 60.1	60.1		20	5/31/2017	541-73-1
1,4-Dichlorobenzene	< 10	10	< 60.1	60.1		20	5/31/2017	106-46-7
1,4-Dioxane	< 40	40	< 144	144		20	5/31/2017	123-91-1
2,2,4-Trimethylpentane	< 10	10	< 46.6	46.6		20	5/31/2017	540-84-1
2-Butanone (MEK)	< 100	100	< 295	295		20	5/31/2017	78-93-3
2-Hexanone	< 100	100	< 410	410		20	5/31/2017	591-78-6
2-Propanol (IPA)	< 100	100	< 245	245		20	5/31/2017	67-63-0
4-Ethyltoluene	< 20	20	< 98.4	98.4		20	5/31/2017	622-96-8
4-Methyl-2-pentanone (MIK)	< 100	100	< 410	410		20	5/31/2017	108-10-1
Acetone	< 100	100	< 238	238		20	5/31/2017	67-64-1
Allyl chloride	< 20	20	< 62.6	62.6		20	5/31/2017	107-05-1
Benzene	< 10	10	< 31.9	31.9		20	5/31/2017	71-43-2
Benzyl chloride	< 40	40	< 207	207	L5	20	5/31/2017	100-44-7
Bromodichloromethane	< 10	10	< 67.0	67.0		20	5/31/2017	75-27-4
Bromoethene(Vinyl Bromide)	< 10	10	< 43.7	43.7		20	5/31/2017	593-60-2
Bromoform	< 10	10	< 103	103	L5	20	5/31/2017	75-25-2
Bromomethane	< 10	10	< 38.8	38.8		20	5/31/2017	74-83-9
Butyl benzene	< 20	20	< 110	110		20	5/31/2017	104-51-8
Carbon disulfide	< 40	40	< 124	124		20	5/31/2017	75-15-0
Carbon tetrachloride	< 10	10	< 62.9	62.9		20	5/31/2017	56-23-5
Chlorobenzene	< 10	10	< 46.0	46.0		20	5/31/2017	108-90-7
Chloroethane	< 10	10	< 26.4	26.4		20	5/31/2017	75-00-3
Chloroform	< 10	10	< 48.8	48.8		20	5/31/2017	67-66-3
Chloromethane	< 20	20	< 41.4	41.4		20	5/31/2017	74-87-3
cis-1,2-Dichloroethene	< 10	10	< 39.6	39.6		20	5/31/2017	156-59-2
cis-1,3-Dichloropropene	< 10	10	< 45.4	45.4		20	5/31/2017	10061-01-5
Cyclohexane	< 10	10	< 34.4	34.4		20	5/31/2017	110-82-7
Dibromochloromethane	< 10	10	< 85.2	85.2		20	5/31/2017	124-48-1
Dichlorodifluoromethane(F-12)	< 20	20	< 99.0	99.0		20	5/31/2017	75-71-8
Dichlorotetrafluoroethane(F-114)	< 10	10	< 69.9	69.9		20	5/31/2017	76-14-2
Ethanol	< 100	100	< 188	188		20	5/31/2017	64-17-5
Ethyl Acetate	< 10	10	< 36.0	36.0		20	5/31/2017	141-78-6
Ethylbenzene	< 10	10	< 43.4	43.4		20	5/31/2017	100-41-4

Airtech Environmental Laboratories (AEL) - AZ 0740

4620 E.Elwood St., Suite 13, Phoenix, AZ 85040 480-968-5888 Fax 480-966-1888

Client:	Tetra Tech	**Client Sample ID:**	SV-16 Confirmation
Project:	Hwy 260 + Johnson	**Project Number:**	117-1303066
Lab Order:	17E027	**Collection:**	5/23/2017
Lab ID:	04	**Matrix:**	Soil Vapor

Analyses	ppbv Result	ppbv Limit	ug/M^3 Result	ug/M^3 Limit	Qual	DF	Date Analyzed	CAS#
VOLATILE ORGANICS IN AIR		**TO-15**					Analyst: JJ	
Heptane	< 10	10	< 41.0	41.0		20	5/31/2017	142-82-5
Hexachlorobutadiene	< 20	20	< 213	213	L5	20	5/31/2017	87-68-3
Hexane	< 20	20	< 70.4	70.4		20	5/31/2017	110-54-3
Isopropylbenzene	< 20	20	< 98.4	98.4		20	5/31/2017	98-82-8
m&p-Xylene	< 20	20	< 86.8	86.8		20	5/31/2017	179601-23-1
Methyl tert-butyl ether	< 40	40	< 144	144		20	5/31/2017	1634-04-4
Methylcyclohexane	< 20	20	< 80.4	80.4		20	5/31/2017	108-87-2
Methylene chloride	< 40	40	< 139	139		20	5/31/2017	75-09-2
Naphthalene	< 100	100	< 524	524		20	5/31/2017	91-20-3
Nonane	< 20	20	< 105	105		20	5/31/2017	111-84-2
Octane	< 20	20	< 93.4	93.4		20	5/31/2017	111-65-9
o-Xylene	< 10	10	< 43.4	43.4		20	5/31/2017	95-47-6
Propene (Propylene)	< 20	20	< 34.4	34.4		20	5/31/2017	115-07-1
Propylbenzene	< 20	20	< 98.4	98.4		20	5/31/2017	103-65-1
Sec-Butyl benzene	< 20	20	< 110	110		20	5/31/2017	135-98-8
Styrene	< 10	10	< 42.6	42.6		20	5/31/2017	100-42-5
Tert-Butyl benzene	< 20	20	< 110	110		20	5/31/2017	98-06-6
Tetrachloroethene	**230**	**20**	**1,560**	**136**		20	5/31/2017	127-18-4
Tetrahydrofuran	< 40	40	< 118	118		20	5/31/2017	109-99-9
Toluene	< 10	10	< 37.7	37.7		20	5/31/2017	108-88-3
trans-1,2-Dichloroethene	< 10	10	< 39.6	39.6		20	5/31/2017	156-60-5
trans-1,3-Dichloropropene	< 10	10	< 45.4	45.4		20	5/31/2017	10061-02-6
Trichloroethene	< 10	10	< 53.7	53.7		20	5/31/2017	79-01-6
Trichlorofluoromethane(F-11)	< 10	10	< 56.2	56.2		20	5/31/2017	75-69-4
Trichlorotrifluoroethane(F-113)	< 10	10	< 76.6	76.6		20	5/31/2017	76-13-1
Vinyl acetate	< 10	10	< 35.2	35.2		20	5/31/2017	108-05-4
Vinyl chloride	< 10	10	< 25.6	25.6		20	5/31/2017	75-01-4
Surr: 4-Bromofluorobenzene	102	70-130	%REC					

Tentatively Identified Compounds (TIC's)

Difluoroethane	< 200	200	ppbv		T4	20	5/31/2017	

Airtech Environmental Laboratories (AEL) - AZ 0740

4620 E.Elwood St., Suite 13, Phoenix, AZ 85040 480-968-5888 Fax 480-966-1888

Client:	Tetra Tech	**Client Sample ID:**	SV-18 Confirmation
Project:	Hwy 260 + Johnson	**Project Number:**	117-1303066
Lab Order:	17E027	**Collection:**	5/23/2017
Lab ID:	05	**Matrix:**	Soil Vapor

	ppbv		ug/M^3				Date	
Analyses	**Result**	**Limit**	**Result**	**Limit**	**Qual**	**DF**	**Analyzed**	**CAS#**
VOLATILE ORGANICS IN AIR	**TO-15**						Analyst: JJ	
1,1,1-Trichloroethane	< 250	250	< 1,365	1,365		500	5/31/2017	71-55-6
1,1,2,2-Tetrachloroethane	< 250	250	< 1,718	1,718		500	5/31/2017	79-34-5
1,1,2-Trichloroethane	< 250	250	< 1,365	1,365		500	5/31/2017	79-00-5
1,1-Dichloroethane	< 250	250	< 1,013	1,013		500	5/31/2017	75-34-3
1,1-Dichloroethene	< 250	250	< 993	993		500	5/31/2017	75-35-4
1,2,4-Trichlorobenzene	< 1,000	1,000	< 7,420	7,420		500	5/31/2017	120-82-1
1,2,4-Trimethylbenzene	< 250	250	< 1,230	1,230		500	5/31/2017	95-63-6
1,2-Dibromoethane	< 250	250	< 1,920	1,920		500	5/31/2017	106-93-4
1,2-Dichlorobenzene	< 250	250	< 1,503	1,503		500	5/31/2017	95-50-1
1,2-Dichloroethane	< 250	250	< 1,013	1,013		500	5/31/2017	107-06-2
1,2-Dichloropropane	< 250	250	< 1,155	1,155		500	5/31/2017	78-87-5
1,3,5-Trimethylbenzene	< 250	250	< 1,230	1,230		500	5/31/2017	108-67-8
1,3-Butadiene	< 250	250	< 553	553		500	5/31/2017	106-99-0
1,3-Dichlorobenzene	< 250	250	< 1,503	1,503		500	5/31/2017	541-73-1
1,4-Dichlorobenzene	< 250	250	< 1,503	1,503		500	5/31/2017	106-46-7
1,4-Dioxane	< 1,000	1,000	< 3,600	3,600		500	5/31/2017	123-91-1
2,2,4-Trimethylpentane	< 250	250	< 1,165	1,165		500	5/31/2017	540-84-1
2-Butanone (MEK)	< 2,500	2,500	< 7,375	7,375		500	5/31/2017	78-93-3
2-Hexanone	< 2,500	2,500	< 10,250	10,250		500	5/31/2017	591-78-6
2-Propanol (IPA)	< 2,500	2,500	< 6,125	6,125		500	5/31/2017	67-63-0
4-Ethyltoluene	< 500	500	< 2,460	2,460		500	5/31/2017	622-96-8
4-Methyl-2-pentanone (MIK)	< 2,500	2,500	< 10,250	10,250		500	5/31/2017	108-10-1
Acetone	< 2,500	2,500	< 5,950	5,950		500	5/31/2017	67-64-1
Allyl chloride	< 500	500	< 1,565	1,565		500	5/31/2017	107-05-1
Benzene	< 250	250	< 798	798		500	5/31/2017	71-43-2
Benzyl chloride	< 1,000	1,000	< 5,180	5,180	L5	500	5/31/2017	100-44-7
Bromodichloromethane	< 250	250	< 1,675	1,675		500	5/31/2017	75-27-4
Bromoethene(Vinyl Bromide)	< 250	250	< 1,093	1,093		500	5/31/2017	593-60-2
Bromoform	< 250	250	< 2,585	2,585	L5	500	5/31/2017	75-25-2
Bromomethane	< 250	250	< 970	970		500	5/31/2017	74-83-9
Butyl benzene	< 500	500	< 2,745	2,745		500	5/31/2017	104-51-8
Carbon disulfide	< 1,000	1,000	< 3,110	3,110		500	5/31/2017	75-15-0
Carbon tetrachloride	< 250	250	< 1,573	1,573		500	5/31/2017	56-23-5
Chlorobenzene	< 250	250	< 1,150	1,150		500	5/31/2017	108-90-7
Chloroethane	< 250	250	< 660	660		500	5/31/2017	75-00-3
Chloroform	< 250	250	< 1,220	1,220		500	5/31/2017	67-66-3
Chloromethane	< 500	500	< 1,035	1,035		500	5/31/2017	74-87-3
cis-1,2-Dichloroethene	< 250	250	< 990	990		500	5/31/2017	156-59-2
cis-1,3-Dichloropropene	< 250	250	< 1,135	1,135		500	5/31/2017	10061-01-5
Cyclohexane	< 250	250	< 860	860		500	5/31/2017	110-82-7
Dibromochloromethane	< 250	250	< 2,130	2,130		500	5/31/2017	124-48-1
Dichlorodifluoromethane(F-12)	< 500	500	< 2,475	2,475		500	5/31/2017	75-71-8
Dichlorotetrafluoroethane(F-114)	< 250	250	< 1,748	1,748		500	5/31/2017	76-14-2
Ethanol	< 2,500	2,500	< 4,700	4,700		500	5/31/2017	64-17-5
Ethyl Acetate	< 250	250	< 900	900		500	5/31/2017	141-78-6
Ethylbenzene	< 250	250	< 1,085	1,085		500	5/31/2017	100-41-4

Airtech Environmental Laboratories (AEL) - AZ 0740

4620 E.Elwood St., Suite 13, Phoenix, AZ 85040 480-968-5888 Fax 480-966-1888

Client:	Tetra Tech	**Client Sample ID:**	SV-18 Confirmation
Project:	Hwy 260 + Johnson	**Project Number:**	117-1303066
Lab Order:	17E027	**Collection:**	5/23/2017
Lab ID:	05	**Matrix:**	Soil Vapor

Analyses	ppbv Result	ppbv Limit	ug/M^3 Result	ug/M^3 Limit	Qual	DF	Date Analyzed	CAS#
VOLATILE ORGANICS IN AIR	**TO-15**						Analyst: JJ	
Heptane	< 250	250	< 1,025	1,025		500	5/31/2017	142-82-5
Hexachlorobutadiene	< 500	500	< 5,335	5,335	L5	500	5/31/2017	87-68-3
Hexane	< 500	500	< 1,760	1,760		500	5/31/2017	110-54-3
Isopropylbenzene	< 500	500	< 2,460	2,460		500	5/31/2017	98-82-8
m&p-Xylene	< 500	500	< 2,170	2,170		500	5/31/2017	179601-23-1
Methyl tert-butyl ether	< 1,000	1,000	< 3,610	3,610		500	5/31/2017	1634-04-4
Methylcyclohexane	< 500	500	< 2,010	2,010		500	5/31/2017	108-87-2
Methylene chloride	< 1,000	1,000	< 3,470	3,470		500	5/31/2017	75-09-2
Naphthalene	< 2,500	2,500	< 13,100	13,100		500	5/31/2017	91-20-3
Nonane	< 500	500	< 2,620	2,620		500	5/31/2017	111-84-2
Octane	< 500	500	< 2,335	2,335		500	5/31/2017	111-65-9
o-Xylene	< 250	250	< 1,085	1,085		500	5/31/2017	95-47-6
Propene (Propylene)	< 500	500	< 860	860		500	5/31/2017	115-07-1
Propylbenzene	< 500	500	< 2,460	2,460		500	5/31/2017	103-65-1
Sec-Butyl benzene	< 500	500	< 2,745	2,745		500	5/31/2017	135-98-8
Styrene	< 250	250	< 1,065	1,065		500	5/31/2017	100-42-5
Tert-Butyl benzene	< 500	500	< 2,745	2,745		500	5/31/2017	98-06-6
Tetrachloroethene	**6,550**	**500**	**44,410**	**3,390**		500	5/31/2017	127-18-4
Tetrahydrofuran	< 1,000	1,000	< 2,950	2,950		500	5/31/2017	109-99-9
Toluene	< 250	250	< 943	943		500	5/31/2017	108-88-3
trans-1,2-Dichloroethene	< 250	250	< 990	990		500	5/31/2017	156-60-5
trans-1,3-Dichloropropene	< 250	250	< 1,135	1,135		500	5/31/2017	10061-02-6
Trichloroethene	< 250	250	< 1,343	1,343		500	5/31/2017	79-01-6
Trichlorofluoromethane(F-11)	< 250	250	< 1,405	1,405		500	5/31/2017	75-69-4
Trichlorotrifluoroethane(F-113)	< 250	250	< 1,915	1,915		500	5/31/2017	76-13-1
Vinyl acetate	< 250	250	< 880	880		500	5/31/2017	108-05-4
Vinyl chloride	< 250	250	< 640	640		500	5/31/2017	75-01-4
Surr: 4-Bromofluorobenzene	101	70-130	%REC					

Tentatively Identified Compounds (TIC's)

Difluoroethane	< 5,000	5,000	ppbv		T4	500	5/31/2017

Airtech Environmental Laboratories (AEL) - AZ 0740

4620 E.Elwood St., Suite 13, Phoenix, AZ 85040 480-968-5888 Fax 480-966-1888

Client:	Tetra Tech	**Client Sample ID:**	N/A
Project:	Hwy 260 + Johnson	**Project Number:**	117-1303066
Lab Order:	17E027	**Collection:**	N/A
Lab ID:	Blank	**Matrix:**	Nitrogen

Method QC Data

Batch: MS010530 Analyst: JJ

Analyses	ppbv Result	ppbv Limit	ug/M^3 Result	ug/M^3 Limit	Qual	DF	Date Analyzed	CAS#
VOLATILE ORGANICS IN AIR		**TO-15**					Analyst: JJ	
1,1,1-Trichloroethane	< 0.5	0.5	< 2.73	2.73		1	5/30/2017	71-55-6
1,1,2,2-Tetrachloroethane	< 0.5	0.5	< 3.44	3.44		1	5/30/2017	79-34-5
1,1,2-Trichloroethane	< 0.5	0.5	< 2.73	2.73		1	5/30/2017	79-00-5
1,1-Dichloroethane	< 0.5	0.5	< 2.03	2.03		1	5/30/2017	75-34-3
1,1-Dichloroethene	< 0.5	0.5	< 1.99	1.99		1	5/30/2017	75-35-4
1,2,4-Trichlorobenzene	< 2.0	2.0	< 14.8	14.8		1	5/30/2017	120-82-1
1,2,4-Trimethylbenzene	< 0.5	0.5	< 2.46	2.46		1	5/30/2017	95-63-6
1,2-Dibromoethane	< 0.5	0.5	< 3.84	3.84		1	5/30/2017	106-93-4
1,2-Dichlorobenzene	< 0.5	0.5	< 3.01	3.01		1	5/30/2017	95-50-1
1,2-Dichloroethane	< 0.5	0.5	< 2.03	2.03		1	5/30/2017	107-06-2
1,2-Dichloropropane	< 0.5	0.5	< 2.31	2.31		1	5/30/2017	78-87-5
1,3,5-Trimethylbenzene	< 0.5	0.5	< 2.46	2.46		1	5/30/2017	108-67-8
1,3-Butadiene	< 0.5	0.5	< 1.11	1.11		1	5/30/2017	106-99-0
1,3-Dichlorobenzene	< 0.5	0.5	< 3.01	3.01		1	5/30/2017	541-73-1
1,4-Dichlorobenzene	< 0.5	0.5	< 3.01	3.01		1	5/30/2017	106-46-7
1,4-Dioxane	< 2.0	2.0	< 7.20	7.20		1	5/30/2017	123-91-1
2,2,4-Trimethylpentane	< 0.5	0.5	< 2.33	2.33		1	5/30/2017	540-84-1
2-Butanone (MEK)	< 5.0	5.0	< 14.8	14.8		1	5/30/2017	78-93-3
2-Hexanone	< 5.0	5.0	< 20.5	20.5		1	5/30/2017	591-78-6
2-Propanol (IPA)	< 5.0	5.0	< 12.3	12.3		1	5/30/2017	67-63-0
4-Ethyltoluene	< 1.0	1.0	< 4.92	4.92		1	5/30/2017	622-96-8
4-Methyl-2-pentanone (MIK)	< 5.0	5.0	< 20.5	20.5		1	5/30/2017	108-10-1
Acetone	< 5.0	5.0	< 11.9	11.9		1	5/30/2017	67-64-1
Allyl chloride	< 1.0	1.0	< 3.13	3.13		1	5/30/2017	107-05-1
Benzene	< 0.5	0.5	< 1.60	1.60		1	5/30/2017	71-43-2
Benzyl chloride	< 2.0	2.0	< 10.4	10.4		1	5/30/2017	100-44-7
Bromodichloromethane	< 0.5	0.5	< 3.35	3.35		1	5/30/2017	75-27-4
Bromoethene(Vinyl Bromide)	< 0.5	0.5	< 2.19	2.19		1	5/30/2017	593-60-2
Bromoform	< 0.5	0.5	< 5.17	5.17		1	5/30/2017	75-25-2
Bromomethane	< 0.5	0.5	< 1.94	1.94		1	5/30/2017	74-83-9
Butyl benzene	< 1.0	1.0	< 5.49	5.49		1	5/30/2017	104-51-8
Carbon disulfide	< 2.0	2.0	< 6.22	6.22		1	5/30/2017	75-15-0
Carbon tetrachloride	< 0.5	0.5	< 3.15	3.15		1	5/30/2017	56-23-5
Chlorobenzene	< 0.5	0.5	< 2.30	2.30		1	5/30/2017	108-90-7
Chloroethane	< 0.5	0.5	< 1.32	1.32		1	5/30/2017	75-00-3
Chloroform	< 0.5	0.5	< 2.44	2.44		1	5/30/2017	67-66-3
Chloromethane	< 1.0	1.0	< 2.07	2.07		1	5/30/2017	74-87-3
cis-1,2-Dichloroethene	< 0.5	0.5	< 1.98	1.98		1	5/30/2017	156-59-2
cis-1,3-Dichloropropene	< 0.5	0.5	< 2.27	2.27		1	5/30/2017	10061-01-5
Cyclohexane	< 0.5	0.5	< 1.72	1.72		1	5/30/2017	110-82-7
Dibromochloromethane	< 0.5	0.5	< 4.26	4.26		1	5/30/2017	124-48-1
Dichlorodifluoromethane(F-12)	< 1.0	1.0	< 4.95	4.95		1	5/30/2017	75-71-8
Dichlorotetrafluoroethane(F-114)	< 0.5	0.5	< 3.50	3.50		1	5/30/2017	76-14-2
Ethanol	< 5.0	5.0	< 9.40	9.40		1	5/30/2017	64-17-5
Ethyl Acetate	< 0.5	0.5	< 1.80	1.80		1	5/30/2017	141-78-6
Ethylbenzene	< 0.5	0.5	< 2.17	2.17		1	5/30/2017	100-41-4

Airtech Environmental Laboratories (AEL) - AZ 0740

4620 E.Elwood St., Suite 13, Phoenix, AZ 85040 480-968-5888 Fax 480-966-1888

Client:	Tetra Tech	**Client Sample ID:**	N/A
Project:	Hwy 260 + Johnson	**Project Number:**	117-1303066
Lab Order:	17E027	**Collection:**	N/A
Lab ID:	Blank	**Matrix:**	Nitrogen

Method QC Data

Batch: MS010530 Analyst: JJ

Analyses	ppbv Result	ppbv Limit	ug/M^3 Result	ug/M^3 Limit	Qual	DF	Date Analyzed	
VOLATILE ORGANICS IN AIR		**TO-15**					Analyst: JJ	
Heptane	< 0.5	0.5	< 2.05	2.05		1	5/30/2017	142-82-5
Hexachlorobutadiene	< 1.0	1.0	< 10.7	10.7		1	5/30/2017	87-68-3
Hexane	< 1.0	1.0	< 3.52	3.52		1	5/30/2017	110-54-3
Isopropylbenzene	< 1.0	1.0	< 4.92	4.92		1	5/30/2017	98-82-8
m&p-Xylene	< 1.0	1.0	< 4.34	4.34		1	5/30/2017	179601-23-1
Methyl tert-butyl ether	< 2.0	2.0	< 7.22	7.22		1	5/30/2017	1634-04-4
Methylcyclohexane	< 1.0	1.0	< 4.02	4.02		1	5/30/2017	108-87-2
Methylene chloride	< 2.0	2.0	< 6.94	6.94		1	5/30/2017	75-09-2
Naphthalene	< 5.0	5.0	< 26.2	26.2		1	5/30/2017	91-20-3
Nonane	< 1.0	1.0	< 5.24	5.24		1	5/30/2017	111-84-2
Octane	< 1.0	1.0	< 4.67	4.67		1	5/30/2017	111-65-9
o-Xylene	< 0.5	0.5	< 2.17	2.17		1	5/30/2017	95-47-6
Propene (Propylene)	< 1.0	1.0	< 1.72	1.72		1	5/30/2017	115-07-1
Propylbenzene	< 1.0	1.0	< 4.92	4.92		1	5/30/2017	103-65-1
Sec-Butyl benzene	< 1.0	1.0	< 5.49	5.49		1	5/30/2017	135-98-8
Styrene	< 0.5	0.5	< 2.13	2.13		1	5/30/2017	100-42-5
Tert-Butyl benzene	< 1.0	1.0	< 5.49	5.49		1	5/30/2017	98-06-6
Tetrachloroethene	< 1.0	1.0	< 6.78	6.78		1	5/30/2017	127-18-4
Tetrahydrofuran	< 2.0	2.0	< 5.90	5.90		1	5/30/2017	109-99-9
Toluene	< 0.5	0.5	< 1.89	1.89		1	5/30/2017	108-88-3
trans-1,2-Dichloroethene	< 0.5	0.5	< 1.98	1.98		1	5/30/2017	156-60-5
trans-1,3-Dichloropropene	< 0.5	0.5	< 2.27	2.27		1	5/30/2017	10061-02-6
Trichloroethene	< 0.5	0.5	< 2.69	2.69		1	5/30/2017	79-01-6
Trichlorofluoromethane(F-11)	< 0.5	0.5	< 2.81	2.81		1	5/30/2017	75-69-4
Trichlorotrifluoroethane(F-113)	< 0.5	0.5	< 3.83	3.83		1	5/30/2017	76-13-1
Vinyl acetate	< 0.5	0.5	< 1.76	1.76		1	5/30/2017	108-05-4
Vinyl chloride	< 0.5	0.5	< 1.28	1.28		1	5/30/2017	75-01-4
Surr: 4-Bromofluorobenzene	101	70-130	%REC					

Airtech Environmental Laboratories (AEL) - AZ 0740

4620 E.Elwood St., Suite 13, Phoenix, AZ 85040 480-968-5888 Fax 480-966-1888

Client:	Tetra Tech	**Client Sample ID:**	N/A
Project:	Hwy 260 + Johnson	**Project Number:**	117-1303066
Lab Order:	17E027	**Collection:**	N/A
Lab ID:	LCS/LCSD	**Matrix:**	Nitrogen

Method QC Data

Date Analyzed: 5/30/2017 Batch: MS010530 Analyst: JJ

Analyses	LCS Result	LCS %REC	LCSD Result	LCSD %REC	T.V.	%RPD	Unit	Qualifier LCS	Qualifier LCSD	Qualifier RPD
VOLATILE ORGANICS IN AIR	**TO-15**							70-130%		<25%
Propene (Propylene)	11.0	110	11.3	113	10.0	2.0	ppbv			
Dichlorodifluoromethane(F-12)	10.8	108	11.2	112	10.0	4.1	ppbv			
Chloromethane	11.6	116	12.0	120	10.0	3.2	ppbv			
Dichlorotetrafluoroethane(F-114)	11.8	118	11.9	119	10.0	1.4	ppbv			
Vinyl Chloride	8.8	87.5	9.6	95.8	10.0	9.1	ppbv			
1,3-Butadiene	10.0	100	10.9	109	10.0	8.6	ppbv			
Bromomethane	8.0	80.4	8.3	82.6	10.0	2.7	ppbv			
Chloroethane	10.0	100	9.8	97.9	10.0	1.8	ppbv			
Ethanol	11.6	116	11.8	118	10.0	1.5	ppbv			
Bromoethene(Vinyl Bromide)	9.0	89.8	9.3	92.9	10.0	3.4	ppbv			
Trichlorofluoromethane (F-11)	10.6	106	10.8	108	10.0	2.3	ppbv			
Acetone	10.0	100	9.2	92.2	10.0	7.6	ppbv			
Isopropyl Alcohol (2-Propanol)	10.3	103	10.8	108	10.0	4.5	ppbv			
1,1-Dichloroethene	9.3	93.4	9.6	96.0	10.0	2.7	ppbv			
Trichlorotrifluoroethane (F-113)	9.7	97.3	9.8	98.4	10.0	1.1	ppbv			
Methylene Chloride	10.6	106	10.7	107	10.0	0.7	ppbv			
Allyl Chloride	9.0	90.1	9.3	93.2	10.0	3.4	ppbv			
Carbon disulfide	9.5	95.3	9.5	94.8	10.0	0.5	ppbv			
trans-1,2-Dichloroethene	9.0	90.1	9.2	91.8	10.0	1.9	ppbv			
Methyl tert-butyl ether	9.0	89.7	9.6	96.2	10.0	7.0	ppbv			
1,1-Dichloroethane	9.4	94.1	9.5	94.5	10.0	0.4	ppbv			
Vinyl acetate	11.1	111	11.3	113	10.0	1.7	ppbv			
2-Butanone (MEK)	9.7	96.8	9.7	97.3	10.0	0.5	ppbv			
Hexane	10.3	103	10.0	100	10.0	2.9	ppbv			
cis-1,2-Dichloroethene	8.8	88.1	9.1	90.7	10.0	2.9	ppbv			
Ethyl Acetate	11.3	113	11.4	114	10.0	1.4	ppbv			
Chloroform	9.4	93.9	9.7	96.6	10.0	2.8	ppbv			
Tetrahydrofuran	11.1	111	11.4	114	10.0	2.7	ppbv			
1,1,1-Trichloroethane	10.0	100	10.4	104	10.0	4.0	ppbv			
1,2-Dichloroethane	9.6	96.4	10.0	100	10.0	4.0	ppbv			
Benzene	9.0	89.6	9.2	91.7	10.0	2.3	ppbv			
Carbon tetrachloride	11.3	113	11.4	114	10.0	1.3	ppbv			
Cyclohexane	10.3	103	10.0	100	10.0	3.2	ppbv			
2,2,4-Trimethylpentane	10.6	106	10.3	103	10.0	3.4	ppbv			
Heptane	11.5	115	11.3	113	10.0	1.7	ppbv			
1,2-Dichloropropane	9.9	98.8	9.6	95.7	10.0	3.2	ppbv			
Trichloroethene	9.5	94.5	9.3	93.0	10.0	1.6	ppbv			
Bromodichloromethane	10.8	108	10.7	107	10.0	1.0	ppbv			
1,4-Dioxane	10.8	108	8.6	86.0	10.0	23.0	ppbv			
Methylcyclohexane	9.7	97.1	9.5	95.3	10.0	1.9	ppbv			
cis-1,3-Dichloropropene	10.4	104	10.1	101	10.0	3.0	ppbv			
4-methyl-2-pentanone	11.5	115	10.7	107	10.0	7.2	ppbv			
trans-1,3-Dichloropropene	10.6	106	10.8	108	10.0	2.0	ppbv			
Toluene	9.6	95.8	9.4	94.3	10.0	1.6	ppbv			

Airtech Environmental Laboratories (AEL) - AZ 0740

4620 E.Elwood St., Suite 13, Phoenix, AZ 85040 480-968-5888 Fax 480-966-1888

Client:	Tetra Tech	**Client Sample ID:**	N/A
Project:	Hwy 260 + Johnson	**Project Number:**	117-1303066
Lab Order:	17E027	**Collection:**	N/A
Lab ID:	LCS/LCSD	**Matrix:**	Nitrogen

Method QC Data

Date Analyzed: 5/30/2017 Batch: MS010530 Analyst: JJ

Analyses	LCS Result	LCS %REC	LCSD Result	LCSD %REC	T.V.	%RPD	Unit	Qualifier LCS	Qualifier LCSD	Qualifier RPD
VOLATILE ORGANICS IN AIR	**TO-15**							70-130%		<25%
1,1,2-Trichloroethane	9.5	94.6	9.2	92.3	10.0	2.5	ppbv			
2-Hexanone	11.2	112	9.7	96.9	10.0	14.8	ppbv			
n-Octane	11.6	116	11.1	111	10.0	3.7	ppbv			
Dibromochloromethane	11.7	117	11.5	115	10.0	1.7	ppbv			
1,2-Dibromoethane	9.9	99.1	9.9	98.5	10.0	0.6	ppbv			
Tetrachloroethene	10.9	109	10.4	104	10.0	4.3	ppbv			
Chlorobenzene	9.7	96.5	9.6	95.5	10.0	1.0	ppbv			
Ethylbenzene	9.5	95.4	9.4	93.9	10.0	1.6	ppbv			
m&p-Xylene	19.7	98.7	19.4	96.9	20.0	1.8	ppbv			
Bromoform	13.7	137	13.3	133	10.0	3.6	ppbv	L5	L5	
Styrene	10.1	101	9.9	99.2	10.0	1.5	ppbv			
Nonane	11.9	119	11.4	114	10.0	4.5	ppbv			
o-Xylene	10.1	101	9.8	98.4	10.0	2.8	ppbv			
1,1,2,2-Tetrachloroethane	10.0	100	10.0	100	10.0	0.0	ppbv			
Isopropylbenzene	10.6	106	10.4	104	10.0	2.4	ppbv			
n-Propylbenzene	11.0	110	10.8	108	10.0	1.8	ppbv			
4-Ethyltoluene	11.6	116	11.3	113	10.0	2.8	ppbv			
1,3,5-Trimethylbenzene	10.7	107	10.5	105	10.0	2.0	ppbv			
Tert-Butyl Benzene	11.2	112	11.0	110	10.0	2.6	ppbv			
1,2,4-Trimethylbenzene	11.0	110	10.8	108	10.0	1.9	ppbv			
Sec-Butyl Benzene	11.5	115	11.1	111	10.0	3.5	ppbv			
1,3-Dichlorobenzene	11.5	115	11.1	111	10.0	3.6	ppbv			
Benzyl chloride	13.1	131	13.0	130	10.0	1.5	ppbv	L5		
1,4-Dichlorobenzene	11.5	115	11.0	110	10.0	4.1	ppbv			
1,2-Dichlorobenzene	11.3	113	10.9	109	10.0	3.8	ppbv			
n-Butyl Benzene	11.9	119	11.6	116	10.0	2.9	ppbv			
1,2,4-Trichlorobenzene	12.2	122	11.9	119	10.0	1.9	ppbv			
Naphthalene	11.9	119	11.5	115	10.0	3.2	ppbv			
Hexachlorobutadiene	14.4	144	13.6	136	10.0	5.7	ppbv	L5	L5	
Surr: 4-Bromofluorobenzene	11.1	111	11.0	110			%REC			
		70-130%		70-130%						

Airtech Environmental Laboratories (AEL) - AZ 0740

4620 E.Elwood St., Suite 13, Phoenix, AZ 85040 480-968-5888 Fax 480-966-1888

Client:	Tetra Tech	**Client Sample ID:**	NA
Project:	Hwy 260 + Johnson	**Project Number:**	117-1303066
Lab Order:	17E027	**Collection:**	NA
Lab ID:	Standards	**Matrix:**	Nitrogen

AEL ID#	STD Name	Vendor	SGI Order#	Description	CONC.	Accuracy	Exp.Date
S-160802-01	Stock	Spectra Gases	113123527	TO-14 39 Analytes	1.0 ppmv	± 5%	7/25/2017
S-160802-02	Stock	Spectra Gases	113123527	TO-15 25 Analytes	1.0 ppmv	± 5%	7/12/2017
S-160802-03	Stock	Spectra Gases	113123527	15 Additional Compounds	1.0 ppmv	± 5%	7/19/2017
S-161101-01	Stock	Spectra Gases	114560630	TO-15 IS 4 Compounds	1.0 ppmv	± 5%	11/1/2017
A-170511-01	Working Std	AEL Dilution		TO-15 74 Analytes	10 ppbv	± 5%	7/12/2017
A-170517-01	Working IS	AEL Dilution		TO-15 IS 4 Compounds	50 ppbv	± 5%	8/17/2017

Airtech Environmental Laboratories (AEL)

Chain of Custody

4620 E.Elwood Street, Suite 13, Phoenix, AZ 85040 480-968-5888 (phone) 480-966-1888 (fax)

Customer: Tetra Tech	Page 1 of 1	AEL Lab #
Address:	Sampler: M. Hearn Phone: 602-682-5300	17E027
	Project Name: Hwy 260 + Johnson Project Number: 117-130-3066	
City, State, Zip:	Project location: Pinetop-Lakeside, AZ	
Contact: Chris Jacquemin	P.O. Number:	
Phone: 602-682-3300 Fax:	Fax Results: Y N	
E-Mail Address: Chris.Jacquemin@tetratech.com	E-Mail Results: (Y) N	

Sample Receipt	Turn Around Request	Sample Type
Temperature_____ °C	____ 24 Hours ____ 48 Hours	SVE: soil vapor extraction GW: ground water
Custody Seals: Yes____ No____	____ 72 Hours	A: ambient air WW: waste water
Custody Seals Intact: Yes____ No____	____ 5 working Day	I: indoor air
Total # of Containers: 5	X Standard 10 Working Days	S: soil vapor
		W: water

Sample Information

AEL Lab #	Serial # Canister	Serial # Grab	Canister (L) or bag	Grab (Min)	Client's Sample Identification	Sampled Date	Sampled Time	Sample Type	Number of Containers	TO-15 full list	TO-15 TPH(GRO)	TO-15 Selet List	8260B AZ Vapor full list	8260B Vapor select list	8015 GRO	8260B Water			DFA tracer cmpd. as TIC
01	1829	203	6 (1) bag	1 2 (5)	SV-9 Confirmation	5/23/17	1235	SVE	1	X									X
02	1873	080	6 (1) bag	1 2 (5)	SV-2 Confirmation	5/23/17	1350	"	1	X									X
03	1798	082	6 (1) bag	1 2 (5)	SV-11 Confirmation	5/23/17	1400	"	1	X									X
04	1789	134	6 (1) bag	1 2 (5)	SV-16 Confirmation	5/23/17	1420	"	1	X									X
05	E23161	166	6 (1) bag	1 2 (5)	SV-18 Confirmation	5/24/17	1100	"	1	X									X
			6 1 bag	1 2 5															
			6 1 bag	1 2 5															
			6 1 bag	1 2 5															
			6 1 bag	1 2 5															
			6 1 bag	1 2 5															

Instructions / Special Requirements:

Date:	Time:	Samples Relinquished By:	Received By:
5/25/17	1315	[signature]	[signature]

714-449-9937
562-646-1611
805-399-0060

11007 FOREST PLACE
SANTA FE SPRINGS, CA 90670
WWW.JONESENV.COM

JONES ENVIRONMENTAL
LABORATORY RESULTS

Client:	Tetra Tech	**Report date:**	6/3/2017
Client Address:	3822 E. University Dr. Ste. 300 Phoenix, AZ 85034	**JEL Ref. No.:** **Client Ref. No.:**	E-0717 117-1303066.9
Attn:	Chris Jacquemin / Miles Hearn	**Date Sampled:** **Date Received:**	5/22-24/2017 5/22-24/2017
Project Name:	Hwy 260 & Johnson Ln WQARF Site	**Date Analyzed:**	5/22 & 24/2017
Project Address:	1619 W. White Mountain Blvd. Pinetop-Lakeside, AZ	**Physical State:**	Soil Gas

ANALYSES REQUESTED

1. EPA 8260B – Volatile Organics by GC/MS + Oxygenates

Sampling – Soil Gas samples were collected in glass gas-tight syringes equipped with Teflon plungers and Tedlar Bags in accordance with The Arizona Department of Environmental Quality Soil Vapor Sampling Guidance revised May 19, 2011.

A tracer gas mixture of n-pentane, n-hexane, and n-heptane was placed at the tubing-surface interface before sampling. These compounds were analyzed during the 8260BAZ analytical run to determine if there were surface leaks into the subsurface due to improper installation of the probe. No n-pentane, n-hexane, or n-heptane was found in any of the samples reported herein.

The sampling rate was approximately 200 cc/min, except when noted differently on the chain of custody record, using a glass gas-tight syringe. Purging was completed using a pump set at approximately 200 cc/min, except when noted differently on the chain of custody record.

Prior to purging and sampling of soil gas at each point, a shut-in test was conducted to check for leaks in the above ground fittings. The shut-in test was performed on the above ground apparatus by evacuating the line to a vacuum of 100 inches of water, sealing the entire system and watching the vacuum for at least one minute. A vacuum gauge attached in parallel to the apparatus measured the vacuum. If there was any observable loss of vacuum, the fittings were adjusted as needed until the vacuum did not change noticeably. The soil gas sample was then taken.

No flow conditions occur when a sampling rate greater than 10 mL/min cannot be maintained without applying a vacuum greater than 100 inches of water to the sampling train. The sampling train is left at a vacuum for no less than three minutes. If the vacuum does not subside appreciably after three minutes, the sample location is determined to be a no flow sample.

Analytical – Soil Gas samples were analyzed using Method 8260BAZ. Instrument Continuing Calibration Verification, QC Reference Standards, Instrument Blanks and Sampling Blanks were analyzed every 12 hours as prescribed by the method. In addition, a Laboratory Control Sample (LCS) and Laboratory Control Sample Duplicate (LCSD) were analyzed with each batch of Soil Gas samples. A duplicate/replicate sample was analyzed each day of the sampling activity.

Approval:

Colby Wakeman
Operations Manager

JONES ENVIRONMENTAL, INC.
714-449-9937
562-646-1611
805-399-0060
11007 FOREST PLACE
SANTA FE SPRINGS, CA 90670
WWW.JONESENV.COM

JONES ENVIRONMENTAL LABORATORY RESULTS

Client:	Tetra Tech	**Report date:**	6/3/2017
Client Address:	3822 E. University Dr. Ste. 300 Phoenix, AZ 85034	**Jones Ref. No.:** **Client Ref. No.:**	E-0717 117-1303066.9
Attn:	Chris Jacquemin / Miles Hearn	**Date Sampled:** **Date Received:**	5/22-24/2017 5/22-24/2017
Project:	Hwy 260 & Johnson Ln WQARF Site	**Date Analyzed:**	5/22-24/2017
Project Address:	1619 W. White Mountain Blvd. Pinetop-Lakeside, AZ	**Physical State:**	Soil Gas

EPA 8260B – Volatile Organics by GC/MS + Oxygenates

Sample ID:	**SV-1**	**SV-2**	**SV-3**	**SV-4**	**SV-11**		
Jones ID:	**E-1717-01**	**E-1717-02**	**E-1717-03**	**E-1717-04**	**E-1717-05**	**Practical Quantitation Limit**	**Units**
Analytes:							
Benzene	ND	ND	ND	ND	ND	8	µg/m3
Bromobenzene	ND	ND	ND	ND	ND	8	µg/m3
Bromodichloromethane	ND	ND	ND	ND	ND	8	µg/m3
Bromoform	ND	ND	ND	ND	ND	8	µg/m3
n-Butylbenzene	ND	ND	ND	ND	ND	8	µg/m3
sec-Butylbenzene	ND	ND	ND	ND	ND	8	µg/m3
tert-Butylbenzene	ND	ND	ND	ND	ND	8	µg/m3
Carbon tetrachloride	ND	ND	ND	ND	ND	8	µg/m3
Chlorobenzene	ND	ND	ND	ND	ND	8	µg/m3
Chloroform	ND	ND	ND	ND	ND	8	µg/m3
2-Chlorotoluene	ND	ND	ND	ND	ND	8	µg/m3
4-Chlorotoluene	ND	ND	ND	ND	ND	8	µg/m3
Dibromochloromethane	ND	ND	ND	ND	ND	8	µg/m3
1,2-Dibromo-3-chloropropane	ND	ND	ND	ND	ND	8	µg/m3
1,2-Dibromoethane (EDB)	ND	ND	ND	ND	ND	8	µg/m3
Dibromomethane	ND	ND	ND	ND	ND	8	µg/m3
1,2- Dichlorobenzene	ND	ND	ND	ND	ND	8	µg/m3
1,3-Dichlorobenzene	ND	ND	ND	ND	ND	8	µg/m3
1,4-Dichlorobenzene	ND	ND	ND	ND	ND	8	µg/m3
Dichlorodifluoromethane	ND	ND	ND	ND	ND	8	µg/m3
1,1-Dichloroethane	ND	ND	ND	ND	ND	8	µg/m3
1,2-Dichloroethane	ND	ND	ND	ND	ND	8	µg/m3
1,1-Dichloroethene	ND	ND	ND	ND	ND	8	µg/m3
cis-1,2-Dichloroethene	ND	ND	ND	ND	ND	8	µg/m3
trans-1,2-Dichloroethene	ND	ND	ND	ND	ND	8	µg/m3
1,2-Dichloropropane	ND	ND	ND	ND	ND	8	µg/m3
1,3-Dichloropropane	ND	ND	ND	ND	ND	8	µg/m3
2,2-Dichloropropane	ND	ND	ND	ND	ND	8	µg/m3
1,1-Dichloropropene	ND	ND	ND	ND	ND	8	µg/m3

JONES ENVIRONMENTAL LABORATORY RESULTS

EPA 8260B – Volatile Organics by GC/MS + Oxygenates

Sample ID:	**SV-1**	**SV-2**	**SV-3**	**SV-4**	**SV-11**		
Jones ID:	**E-1717-01**	**E-1717-02**	**E-1717-03**	**E-1717-04**	**E-1717-05**	**Practical Quantitation Limit**	**Units**
Analytes:							
cis-1,3-Dichloropropene	ND	ND	ND	ND	ND	8	µg/m3
trans-1,3-Dichloropropene	ND	ND	ND	ND	ND	8	µg/m3
Ethylbenzene	ND	ND	ND	ND	ND	8	µg/m3
Freon 113	ND	ND	ND	ND	ND	40	µg/m3
Hexachlorobutadiene	ND	ND	ND	ND	ND	8	µg/m3
Isopropylbenzene	ND	ND	ND	ND	ND	8	µg/m3
4-Isopropyltoluene	ND	ND	ND	ND	ND	8	µg/m3
Methylene chloride	ND	ND	ND	ND	ND	8	µg/m3
Naphthalene	ND	ND	ND	ND	ND	40	µg/m3
n-Propylbenzene	ND	ND	ND	ND	ND	8	µg/m3
Styrene	ND	**274**	ND	ND	ND	8	µg/m3
1,1,1,2-Tetrachloroethane	ND	ND	ND	ND	ND	8	µg/m3
1,1,2,2-Tetrachloroethane	ND	ND	ND	ND	ND	8	µg/m3
Tetrachloroethene	**287**	**845**	**1730**	**5740**	**3080**	8	µg/m3
Toluene	**40**	ND	**20**	ND	ND	8	µg/m3
1,2,3-Trichlorobenzene	ND	ND	ND	ND	ND	40	µg/m3
1,2,4-Trichlorobenzene	ND	ND	ND	ND	ND	8	µg/m3
1,1,1-Trichloroethane	ND	ND	ND	ND	ND	8	µg/m3
1,1,2-Trichloroethane	ND	ND	ND	ND	ND	8	µg/m3
Trichloroethene	ND	ND	ND	ND	ND	8	µg/m3
Trichlorofluoromethane	ND	ND	ND	ND	ND	8	µg/m3
1,2,3-Trichloropropane	ND	ND	ND	ND	ND	8	µg/m3
1,2,4-Trimethylbenzene	ND	ND	ND	ND	ND	8	µg/m3
1,3,5-Trimethylbenzene	ND	ND	ND	ND	ND	8	µg/m3
Vinyl chloride	ND	ND	ND	ND	ND	8	µg/m3
m,p-Xylene	ND	ND	**10**	**17**	ND	8	µg/m3
o-Xylene	ND	ND	ND	ND	ND	8	µg/m3
MTBE	ND	ND	ND	ND	ND	40	µg/m3
Ethyl-tert-butylether	ND	ND	ND	ND	ND	40	µg/m3
Di-isopropylether	ND	ND	ND	ND	ND	40	µg/m3
tert-amylmethylether	ND	ND	ND	ND	ND	40	µg/m3
tert-Butylalcohol	ND	ND	ND	ND	ND	400	µg/m3
TIC:							
n-Pentane	ND	ND	ND	ND	ND	400	µg/m3
n-Hexane	ND	ND	ND	ND	ND	400	µg/m3
n-Heptane	ND	ND	ND	ND	ND	400	µg/m3
Dilution Factor	2.5	2.5	1	1	1		
Surrogate Recoveries:						**QC Limits**	
Dibromofluoromethane	126%	121%	125%	125%	126%	60 - 140	
Toluene-d_8	97%	96%	96%	97%	95%	60 - 140	
4-Bromofluorobenzene	102%	104%	101%	105%	104%	60 - 140	
	E1-052217-CHECKS	E1-052217-CHECKS	E1-052217-CHECKS	E1-052217-CHECKS	E1-052217-CHECKS		

ND= Not Detected

JONES ENVIRONMENTAL, INC.
714-449-9937
562-646-1611
805-399-0060
11007 FOREST PLACE
SANTA FE SPRINGS, CA 90670
WWW.JONESENV.COM

JONES ENVIRONMENTAL LABORATORY RESULTS

Client:	Tetra Tech	**Report date:**	6/3/2017
Client Address:	3822 E. University Dr. Ste. 300 Phoenix, AZ 85034	**Jones Ref. No.:** **Client Ref. No.:**	E-0717 117-1303066.9
Attn:	Chris Jacquemin / Miles Hearn	**Date Sampled:** **Date Received:**	5/22-24/2017 5/22-24/2017
Project:	Hwy 260 & Johnson Ln WQARF Site	**Date Analyzed:**	5/22-24/2017
Project Address:	1619 W. White Mountain Blvd. Pinetop-Lakeside, AZ	**Physical State:**	Soil Gas

EPA 8260B – Volatile Organics by GC/MS + Oxygenates

Sample ID:	**SV-7**	**SV-7 REP**	**SV-13**	**SV-12**	**SV-14**		
Jones ID:	**E-1717-06**	**E-1717-07**	**E-1717-08**	**E-1717-09**	**E-1717-10**	**Practical Quantitation Limit**	**Units**
Analytes:							
Benzene	ND	ND	ND	ND	ND	8	µg/m3
Bromobenzene	ND	ND	ND	ND	ND	8	µg/m3
Bromodichloromethane	ND	ND	ND	ND	ND	8	µg/m3
Bromoform	ND	ND	ND	ND	ND	8	µg/m3
n-Butylbenzene	ND	ND	ND	ND	ND	8	µg/m3
sec-Butylbenzene	ND	ND	ND	ND	ND	8	µg/m3
tert-Butylbenzene	ND	ND	ND	ND	ND	8	µg/m3
Carbon tetrachloride	ND	ND	ND	ND	ND	8	µg/m3
Chlorobenzene	ND	ND	ND	ND	ND	8	µg/m3
Chloroform	ND	ND	ND	**14.8**	ND	8	µg/m3
2-Chlorotoluene	ND	ND	ND	ND	ND	8	µg/m3
4-Chlorotoluene	ND	ND	ND	ND	ND	8	µg/m3
Dibromochloromethane	ND	ND	ND	ND	ND	8	µg/m3
1,2-Dibromo-3-chloropropane	ND	ND	ND	ND	ND	8	µg/m3
1,2-Dibromoethane (EDB)	ND	ND	ND	ND	ND	8	µg/m3
Dibromomethane	ND	ND	ND	ND	ND	8	µg/m3
1,2- Dichlorobenzene	ND	ND	ND	ND	ND	8	µg/m3
1,3-Dichlorobenzene	ND	ND	ND	ND	ND	8	µg/m3
1,4-Dichlorobenzene	ND	ND	ND	ND	ND	8	µg/m3
Dichlorodifluoromethane	ND	ND	ND	ND	ND	8	µg/m3
1,1-Dichloroethane	ND	ND	ND	ND	ND	8	µg/m3
1,2-Dichloroethane	ND	ND	ND	ND	ND	8	µg/m3
1,1-Dichloroethene	ND	ND	ND	ND	ND	8	µg/m3
cis-1,2-Dichloroethene	ND	ND	ND	ND	ND	8	µg/m3
trans-1,2-Dichloroethene	ND	ND	ND	ND	ND	8	µg/m3
1,2-Dichloropropane	ND	ND	ND	ND	ND	8	µg/m3
1,3-Dichloropropane	ND	ND	ND	ND	ND	8	µg/m3
2,2-Dichloropropane	ND	ND	ND	ND	ND	8	µg/m3
1,1-Dichloropropene	ND	ND	ND	ND	ND	8	µg/m3

JONES ENVIRONMENTAL LABORATORY RESULTS

EPA 8260B – Volatile Organics by GC/MS + Oxygenates

Sample ID:	**SV-7**	**SV-7 REP**	**SV-13**	**SV-12**	**SV-14**		
Jones ID:	**E-1717-06**	**E-1717-07**	**E-1717-08**	**E-1717-09**	**E-1717-10**	**Practical Quantitation Limit**	**Units**
Analytes:							
cis-1,3-Dichloropropene	ND	ND	ND	ND	ND	8	µg/m3
trans-1,3-Dichloropropene	ND	ND	ND	ND	ND	8	µg/m3
Ethylbenzene	ND	ND	ND	ND	ND	8	µg/m3
Freon 113	ND	ND	ND	ND	ND	40	µg/m3
Hexachlorobutadiene	ND	ND	ND	ND	ND	8	µg/m3
Isopropylbenzene	ND	ND	ND	ND	ND	8	µg/m3
4-Isopropyltoluene	ND	ND	ND	ND	ND	8	µg/m3
Methylene chloride	ND	ND	ND	ND	ND	8	µg/m3
Naphthalene	ND	ND	ND	ND	ND	40	µg/m3
n-Propylbenzene	ND	ND	ND	ND	ND	8	µg/m3
Styrene	ND	ND	ND	ND	ND	8	µg/m3
1,1,1,2-Tetrachloroethane	ND	ND	ND	ND	ND	8	µg/m3
1,1,2,2-Tetrachloroethane	ND	ND	ND	ND	ND	8	µg/m3
Tetrachloroethene	**1470**	**1260**	**1760**	**2550**	**1610**	8	µg/m3
Toluene	ND	ND	ND	ND	ND	8	µg/m3
1,2,3-Trichlorobenzene	ND	ND	ND	ND	ND	40	µg/m3
1,2,4-Trichlorobenzene	ND	ND	ND	ND	ND	8	µg/m3
1,1,1-Trichloroethane	ND	ND	ND	ND	ND	8	µg/m3
1,1,2-Trichloroethane	ND	ND	ND	ND	ND	8	µg/m3
Trichloroethene	ND	ND	ND	ND	ND	8	µg/m3
Trichlorofluoromethane	ND	ND	ND	ND	ND	8	µg/m3
1,2,3-Trichloropropane	ND	ND	ND	ND	ND	8	µg/m3
1,2,4-Trimethylbenzene	ND	ND	ND	ND	ND	8	µg/m3
1,3,5-Trimethylbenzene	ND	ND	ND	ND	ND	8	µg/m3
Vinyl chloride	ND	ND	ND	ND	ND	8	µg/m3
m,p-Xylene	ND	ND	ND	ND	ND	8	µg/m3
o-Xylene	ND	ND	ND	ND	ND	8	µg/m3
MTBE	ND	ND	ND	ND	ND	40	µg/m3
Ethyl-tert-butylether	ND	ND	ND	ND	ND	40	µg/m3
Di-isopropylether	ND	ND	ND	ND	ND	40	µg/m3
tert-amylmethylether	ND	ND	ND	ND	ND	40	µg/m3
tert-Butylalcohol	ND	ND	ND	ND	ND	400	µg/m3
TIC:							
n-Pentane	ND	ND	ND	ND	ND	400	µg/m3
n-Hexane	ND	ND	ND	ND	ND	400	µg/m3
n-Heptane	ND	ND	ND	ND	ND	400	µg/m3
Dilution Factor	1	1	1	1	1		
Surrogate Recoveries:						**QC Limits**	
Dibromofluoromethane	119%	123%	115%	123%	120%	60 - 140	
Toluene-d_8	96%	101%	99%	101%	95%	60 - 140	
4-Bromofluorobenzene	104%	103%	102%	100%	107%	60 - 140	
	E1-052217-CHECKS	E1-052217-CHECKS	E1-052417-CHECKS	E1-052417-CHECKS	E1-052417-CHECKS		

ND= Not Detected

JONES ENVIRONMENTAL, INC.
714-449-9937
562-646-1611
805-399-0060
11007 FOREST PLACE
SANTA FE SPRINGS, CA 90670
WWW.JONESENV.COM

JONES ENVIRONMENTAL LABORATORY RESULTS

Client:	Tetra Tech	**Report date:**	6/3/2017
Client Address:	3822 E. University Dr. Ste. 300 Phoenix, AZ 85034	**Jones Ref. No.:** **Client Ref. No.:**	E-0717 117-1303066.9
Attn:	Chris Jacquemin / Miles Hearn	**Date Sampled:** **Date Received:**	5/22-24/2017 5/22-24/2017
Project:	Hwy 260 & Johnson Ln WQARF Site	**Date Analyzed:**	5/22-24/2017
Project Address:	1619 W. White Mountain Blvd. Pinetop-Lakeside, AZ	**Physical State:**	Soil Gas

EPA 8260B – Volatile Organics by GC/MS + Oxygenates

Sample ID:	**SV-8**	**SV-6**	**SV-5**	**SV-9**	**SV-10**		Soil Gas
Jones ID:	**E-1717-11**	**E-1717-12**	**E-1717-13**	**E-1717-14**	**E-1717-15**	**Practical Quantitation Limit**	**Units**
Analytes:							
Benzene	ND	ND	ND	**413**	**24**	8	µg/m3
Bromobenzene	ND	ND	ND	ND	ND	8	µg/m3
Bromodichloromethane	ND	ND	ND	ND	ND	8	µg/m3
Bromoform	ND	ND	ND	ND	ND	8	µg/m3
n-Butylbenzene	ND	ND	ND	**163**	ND	8	µg/m3
sec-Butylbenzene	ND	ND	ND	ND	ND	8	µg/m3
tert-Butylbenzene	ND	ND	ND	ND	ND	8	µg/m3
Carbon tetrachloride	ND	ND	ND	ND	ND	8	µg/m3
Chlorobenzene	ND	ND	ND	ND	ND	8	µg/m3
Chloroform	ND	ND	ND	ND	ND	8	µg/m3
2-Chlorotoluene	ND	ND	ND	ND	ND	8	µg/m3
4-Chlorotoluene	ND	ND	ND	ND	ND	8	µg/m3
Dibromochloromethane	ND	ND	ND	ND	ND	8	µg/m3
1,2-Dibromo-3-chloropropane	ND	ND	ND	ND	ND	8	µg/m3
1,2-Dibromoethane (EDB)	ND	ND	ND	ND	ND	8	µg/m3
Dibromomethane	ND	ND	ND	ND	ND	8	µg/m3
1,2- Dichlorobenzene	ND	ND	ND	ND	ND	8	µg/m3
1,3-Dichlorobenzene	ND	ND	ND	ND	ND	8	µg/m3
1,4-Dichlorobenzene	ND	ND	ND	ND	ND	8	µg/m3
Dichlorodifluoromethane	ND	ND	ND	ND	ND	8	µg/m3
1,1-Dichloroethane	ND	ND	ND	ND	ND	8	µg/m3
1,2-Dichloroethane	ND	ND	ND	ND	ND	8	µg/m3
1,1-Dichloroethene	ND	ND	ND	ND	ND	8	µg/m3
cis-1,2-Dichloroethene	ND	ND	ND	ND	ND	8	µg/m3
trans-1,2-Dichloroethene	ND	ND	ND	ND	ND	8	µg/m3
1,2-Dichloropropane	ND	ND	ND	ND	ND	8	µg/m3
1,3-Dichloropropane	ND	ND	ND	ND	ND	8	µg/m3
2,2-Dichloropropane	ND	ND	ND	ND	ND	8	µg/m3
1,1-Dichloropropene	ND	ND	ND	ND	ND	8	µg/m3

JONES ENVIRONMENTAL LABORATORY RESULTS

EPA 8260B – Volatile Organics by GC/MS + Oxygenates

Sample ID:	**SV-8**	**SV-6**	**SV-5**	**SV-9**	**SV-10**		
Jones ID:	**E-1717-11**	**E-1717-12**	**E-1717-13**	**E-1717-14**	**E-1717-15**	**Practical Quantitation Limit**	**Units**
Analytes:							
cis-1,3-Dichloropropene	ND	ND	ND	ND	ND	8	µg/m3
trans-1,3-Dichloropropene	ND	ND	ND	ND	ND	8	µg/m3
Ethylbenzene	ND	ND	ND	**347**	**23**	8	µg/m3
Freon 113	ND	ND	ND	ND	ND	40	µg/m3
Hexachlorobutadiene	ND	ND	ND	ND	ND	8	µg/m3
Isopropylbenzene	ND	ND	ND	**14**	ND	8	µg/m3
4-Isopropyltoluene	ND	ND	ND	**13**	ND	8	µg/m3
Methylene chloride	ND	ND	ND	ND	ND	8	µg/m3
Naphthalene	ND	ND	ND	ND	ND	40	µg/m3
n-Propylbenzene	ND	ND	ND	**33**	ND	8	µg/m3
Styrene	ND	ND	ND	ND	ND	8	µg/m3
1,1,1,2-Tetrachloroethane	ND	ND	ND	ND	ND	8	µg/m3
1,1,2,2-Tetrachloroethane	ND	ND	ND	ND	ND	8	µg/m3
Tetrachloroethene	**1520**	**315**	**678**	**12300**	**8470**	8	µg/m3
Toluene	ND	ND	ND	**2830**	**197**	8	µg/m3
1,2,3-Trichlorobenzene	ND	ND	ND	ND	ND	40	µg/m3
1,2,4-Trichlorobenzene	ND	ND	ND	ND	ND	8	µg/m3
1,1,1-Trichloroethane	ND	ND	ND	ND	ND	8	µg/m3
1,1,2-Trichloroethane	ND	ND	ND	ND	ND	8	µg/m3
Trichloroethene	ND	ND	ND	ND	ND	8	µg/m3
Trichlorofluoromethane	ND	ND	ND	ND	ND	8	µg/m3
1,2,3-Trichloropropane	ND	ND	ND	ND	ND	8	µg/m3
1,2,4-Trimethylbenzene	ND	ND	ND	**116**	ND	8	µg/m3
1,3,5-Trimethylbenzene	ND	ND	ND	**37**	ND	8	µg/m3
Vinyl chloride	ND	ND	ND	ND	ND	8	µg/m3
m,p-Xylene	ND	ND	ND	**1020**	**69**	8	µg/m3
o-Xylene	ND	ND	ND	**200**	**13**	8	µg/m3
MTBE	ND	ND	ND	ND	ND	40	µg/m3
Ethyl-tert-butylether	ND	ND	ND	ND	ND	40	µg/m3
Di-isopropylether	ND	ND	ND	ND	ND	40	µg/m3
tert-amylmethylether	ND	ND	ND	ND	ND	40	µg/m3
tert-Butylalcohol	ND	ND	ND	ND	ND	400	µg/m3
TIC:							
n-Pentane	ND	ND	ND	ND	ND	400	µg/m3
n-Hexane	ND	ND	ND	ND	ND	400	µg/m3
n-Heptane	ND	ND	ND	ND	ND	400	µg/m3
Dilution Factor	1	1	1	1	1		
Surrogate Recoveries:						**QC Limits**	
Dibromofluoromethane	117%	122%	120%	118%	119%	60 - 140	
Toluene-d_8	97%	95%	97%	98%	98%	60 - 140	
4-Bromofluorobenzene	103%	100%	100%	108%	105%	60 - 140	
	E1-052417-CHECKS	E1-052417-CHECKS	E1-052417-CHECKS	E1-052417-CHECKS	E1-052417-CHECKS		

ND= Not Detected

JONES ENVIRONMENTAL, INC.
714-449-9937
562-646-1611
805-399-0060
11007 FOREST PLACE
SANTA FE SPRINGS, CA 90670
WWW.JONESENV.COM

JONES ENVIRONMENTAL LABORATORY RESULTS

Client:	Tetra Tech	**Report date:**	6/3/2017
Client Address:	3822 E. University Dr. Ste. 300 Phoenix, AZ 85034	**Jones Ref. No.:** **Client Ref. No.:**	E-0717 117-1303066.9
Attn:	Chris Jacquemin / Miles Hearn	**Date Sampled:** **Date Received:**	5/22-24/2017 5/22-24/2017
Project:	Hwy 260 & Johnson Ln WQARF Site	**Date Analyzed:**	5/22-24/2017
Project Address:	1619 W. White Mountain Blvd. Pinetop-Lakeside, AZ	**Physical State:**	Soil Gas

EPA 8260B – Volatile Organics by GC/MS + Oxygenates

Sample ID:	**SV-15**	**SV-16**	**SV-17**	**SV-18**	**SV-19**		
Jones ID:	**E-1717-16**	**E-1717-17**	**E-1717-18**	**E-1717-19**	**E-1717-20**	**Practical Quantitation Limit**	**Units**
Analytes:							
Benzene	**35**	ND	ND	ND	ND	8	µg/m3
Bromobenzene	ND	ND	ND	ND	ND	8	µg/m3
Bromodichloromethane	ND	ND	ND	ND	ND	8	µg/m3
Bromoform	ND	ND	ND	ND	ND	8	µg/m3
n-Butylbenzene	ND	ND	ND	ND	ND	8	µg/m3
sec-Butylbenzene	ND	ND	ND	ND	ND	8	µg/m3
tert-Butylbenzene	ND	ND	ND	ND	ND	8	µg/m3
Carbon tetrachloride	ND	ND	ND	ND	ND	8	µg/m3
Chlorobenzene	ND	ND	ND	ND	ND	8	µg/m3
Chloroform	ND	ND	ND	ND	ND	8	µg/m3
2-Chlorotoluene	ND	ND	ND	ND	ND	8	µg/m3
4-Chlorotoluene	ND	ND	ND	ND	ND	8	µg/m3
Dibromochloromethane	ND	ND	ND	ND	ND	8	µg/m3
1,2-Dibromo-3-chloropropane	ND	ND	ND	ND	ND	8	µg/m3
1,2-Dibromoethane (EDB)	ND	ND	ND	ND	ND	8	µg/m3
Dibromomethane	ND	ND	ND	ND	ND	8	µg/m3
1,2- Dichlorobenzene	ND	ND	ND	ND	ND	8	µg/m3
1,3-Dichlorobenzene	ND	ND	ND	ND	ND	8	µg/m3
1,4-Dichlorobenzene	ND	ND	ND	ND	ND	8	µg/m3
Dichlorodifluoromethane	ND	ND	ND	ND	ND	8	µg/m3
1,1-Dichloroethane	ND	ND	ND	ND	ND	8	µg/m3
1,2-Dichloroethane	ND	ND	ND	ND	ND	8	µg/m3
1,1-Dichloroethene	ND	ND	ND	ND	ND	8	µg/m3
cis-1,2-Dichloroethene	ND	ND	ND	ND	ND	8	µg/m3
trans-1,2-Dichloroethene	ND	ND	ND	ND	ND	8	µg/m3
1,2-Dichloropropane	ND	ND	ND	ND	ND	8	µg/m3
1,3-Dichloropropane	ND	ND	ND	ND	ND	8	µg/m3
2,2-Dichloropropane	ND	ND	ND	ND	ND	8	µg/m3
1,1-Dichloropropene	ND	ND	ND	ND	ND	8	µg/m3

JONES ENVIRONMENTAL LABORATORY RESULTS

EPA 8260B – Volatile Organics by GC/MS + Oxygenates

Sample ID:	**SV-15**	**SV-16**	**SV-17**	**SV-18**	**SV-19**		
Jones ID:	**E-1717-16**	**E-1717-17**	**E-1717-18**	**E-1717-19**	**E-1717-20**	**Practical Quantitation Limit**	**Units**
Analytes:							
cis-1,3-Dichloropropene	ND	ND	ND	ND	ND	8	µg/m3
trans-1,3-Dichloropropene	ND	ND	ND	ND	ND	8	µg/m3
Ethylbenzene	ND	ND	ND	ND	ND	8	µg/m3
Freon 113	ND	ND	ND	ND	ND	40	µg/m3
Hexachlorobutadiene	ND	ND	ND	ND	ND	8	µg/m3
Isopropylbenzene	ND	ND	ND	ND	ND	8	µg/m3
4-Isopropyltoluene	ND	ND	ND	ND	ND	8	µg/m3
Methylene chloride	ND	ND	ND	ND	ND	8	µg/m3
Naphthalene	ND	ND	ND	ND	ND	40	µg/m3
n-Propylbenzene	ND	ND	ND	ND	ND	8	µg/m3
Styrene	ND	ND	ND	ND	ND	8	µg/m3
1,1,1,2-Tetrachloroethane	ND	ND	ND	ND	ND	8	µg/m3
1,1,2,2-Tetrachloroethane	ND	ND	ND	ND	ND	8	µg/m3
Tetrachloroethene	**694**	**789**	**19300**	**26400**	**3460**	8	µg/m3
Toluene	**35**	**11**	ND	ND	ND	8	µg/m3
1,2,3-Trichlorobenzene	ND	ND	ND	ND	ND	40	µg/m3
1,2,4-Trichlorobenzene	ND	ND	ND	ND	ND	8	µg/m3
1,1,1-Trichloroethane	ND	ND	ND	ND	ND	8	µg/m3
1,1,2-Trichloroethane	ND	ND	ND	ND	ND	8	µg/m3
Trichloroethene	ND	ND	ND	ND	ND	8	µg/m3
Trichlorofluoromethane	ND	ND	ND	ND	ND	8	µg/m3
1,2,3-Trichloropropane	ND	ND	ND	ND	ND	8	µg/m3
1,2,4-Trimethylbenzene	ND	ND	ND	ND	ND	8	µg/m3
1,3,5-Trimethylbenzene	ND	ND	ND	ND	ND	8	µg/m3
Vinyl chloride	ND	ND	ND	ND	ND	8	µg/m3
m,p-Xylene	ND	ND	ND	ND	ND	8	µg/m3
o-Xylene	ND	ND	ND	ND	ND	8	µg/m3
MTBE	ND	ND	ND	ND	ND	40	µg/m3
Ethyl-tert-butylether	ND	ND	ND	ND	ND	40	µg/m3
Di-isopropylether	ND	ND	ND	ND	ND	40	µg/m3
tert-amylmethylether	ND	ND	ND	ND	ND	40	µg/m3
tert-Butylalcohol	ND	ND	ND	ND	ND	400	µg/m3
TIC:							
n-Pentane	ND	ND	ND	ND	ND	400	µg/m3
n-Hexane	ND	ND	ND	ND	ND	400	µg/m3
n-Heptane	ND	ND	ND	ND	ND	400	µg/m3
Dilution Factor	1	1	2.5	2.5	2.5		
Surrogate Recoveries:						**QC Limits**	
Dibromofluoromethane	121%	113%	122%	123%	120%	60 - 140	
Toluene-d_8	97%	104%	99%	94%	99%	60 - 140	
4-Bromofluorobenzene	102%	104%	106%	102%	107%	60 - 140	
	E1-052417-CHECKS	E1-052417-CHECKS	E1-052417-CHECKS	E1-052417-CHECKS	E1-052417-CHECKS		

ND= Not Detected

JONES ENVIRONMENTAL, INC.
714-449-9937
562-646-1611
805-399-0060
11007 FOREST PLACE
SANTA FE SPRINGS, CA 90670
WWW.JONESENV.COM

JONES ENVIRONMENTAL LABORATORY RESULTS

Client:	Tetra Tech	**Report date:**	6/3/2017
Client Address:	3822 E. University Dr. Ste. 300 Phoenix, AZ 85034	**Jones Ref. No.:** **Client Ref. No.:**	E-0717 117-1303066.9
Attn:	Chris Jacquemin / Miles Hearn	**Date Sampled:** **Date Received:**	5/22-24/2017 5/22-24/2017
Project:	Hwy 260 & Johnson Ln WQARF Site	**Date Analyzed:**	5/22-24/2017
Project Address:	1619 W. White Mountain Blvd. Pinetop-Lakeside, AZ	**Physical State:**	Soil Gas

EPA 8260B – Volatile Organics by GC/MS + Oxygenates

Sample ID:	**SV-19 REP**	**SV-20**	**SV-C9**	**SV-C11S**	**SV-C11E**		
Jones ID:	**E-1717-21**	**E-1717-22**	**E-1717-23**	**E-1717-24**	**E-1717-25**	**Practical Quantitation Limit**	**Units**
Analytes:							
Benzene	ND	ND	ND	**78**	**32**	8	µg/m3
Bromobenzene	ND	ND	ND	ND	ND	8	µg/m3
Bromodichloromethane	ND	ND	ND	ND	ND	8	µg/m3
Bromoform	ND	ND	ND	ND	ND	8	µg/m3
n-Butylbenzene	ND	ND	**21**	ND	ND	8	µg/m3
sec-Butylbenzene	ND	ND	ND	ND	ND	8	µg/m3
tert-Butylbenzene	ND	ND	ND	ND	ND	8	µg/m3
Carbon tetrachloride	ND	ND	ND	ND	ND	8	µg/m3
Chlorobenzene	ND	ND	ND	ND	ND	8	µg/m3
Chloroform	ND	ND	ND	ND	ND	8	µg/m3
2-Chlorotoluene	ND	ND	ND	ND	ND	8	µg/m3
4-Chlorotoluene	ND	ND	ND	ND	ND	8	µg/m3
Dibromochloromethane	ND	ND	ND	ND	ND	8	µg/m3
1,2-Dibromo-3-chloropropane	ND	ND	ND	ND	ND	8	µg/m3
1,2-Dibromoethane (EDB)	ND	ND	ND	ND	ND	8	µg/m3
Dibromomethane	ND	ND	ND	ND	ND	8	µg/m3
1,2- Dichlorobenzene	ND	ND	ND	ND	ND	8	µg/m3
1,3-Dichlorobenzene	ND	ND	ND	ND	ND	8	µg/m3
1,4-Dichlorobenzene	ND	ND	ND	ND	ND	8	µg/m3
Dichlorodifluoromethane	ND	ND	ND	ND	ND	8	µg/m3
1,1-Dichloroethane	ND	ND	ND	ND	ND	8	µg/m3
1,2-Dichloroethane	ND	ND	ND	ND	ND	8	µg/m3
1,1-Dichloroethene	ND	ND	ND	ND	ND	8	µg/m3
cis-1,2-Dichloroethene	ND	ND	ND	ND	ND	8	µg/m3
trans-1,2-Dichloroethene	ND	ND	ND	ND	ND	8	µg/m3
1,2-Dichloropropane	ND	ND	ND	ND	ND	8	µg/m3
1,3-Dichloropropane	ND	ND	ND	ND	ND	8	µg/m3
2,2-Dichloropropane	ND	ND	ND	ND	ND	8	µg/m3
1,1-Dichloropropene	ND	ND	ND	ND	ND	8	µg/m3

JONES ENVIRONMENTAL LABORATORY RESULTS

EPA 8260B – Volatile Organics by GC/MS + Oxygenates

Sample ID:	**SV-19 REP**	**SV-20**	**SV-C9**	**SV-C11S**	**SV-C11E**		
Jones ID:	**E-1717-21**	**E-1717-22**	**E-1717-23**	**E-1717-24**	**E-1717-25**	**Practical Quantitation Limit**	**Units**
Analytes:							
cis-1,3-Dichloropropene	ND	ND	ND	ND	ND	8	µg/m3
trans-1,3-Dichloropropene	ND	ND	ND	ND	ND	8	µg/m3
Ethylbenzene	ND	ND	**17**	**73**	**103**	8	µg/m3
Freon 113	ND	ND	ND	ND	ND	40	µg/m3
Hexachlorobutadiene	ND	ND	ND	ND	ND	8	µg/m3
Isopropylbenzene	ND	ND	ND	ND	ND	8	µg/m3
4-Isopropyltoluene	ND	ND	**50**	ND	ND	8	µg/m3
Methylene chloride	ND	ND	ND	ND	ND	8	µg/m3
Naphthalene	ND	ND	ND	ND	ND	40	µg/m3
n-Propylbenzene	ND	ND	ND	ND	ND	8	µg/m3
Styrene	ND	ND	ND	ND	ND	8	µg/m3
1,1,1,2-Tetrachloroethane	ND	ND	ND	ND	ND	8	µg/m3
1,1,2,2-Tetrachloroethane	ND	ND	ND	ND	ND	8	µg/m3
Tetrachloroethene	**2770**	**2690**	**208**	**175**	**143**	8	µg/m3
Toluene	ND	ND	**63**	**567**	**311**	8	µg/m3
1,2,3-Trichlorobenzene	ND	ND	ND	ND	ND	40	µg/m3
1,2,4-Trichlorobenzene	ND	ND	ND	ND	ND	8	µg/m3
1,1,1-Trichloroethane	ND	ND	ND	ND	ND	8	µg/m3
1,1,2-Trichloroethane	ND	ND	ND	ND	ND	8	µg/m3
Trichloroethene	ND	ND	ND	ND	ND	8	µg/m3
Trichlorofluoromethane	ND	ND	ND	ND	ND	8	µg/m3
1,2,3-Trichloropropane	ND	ND	ND	ND	ND	8	µg/m3
1,2,4-Trimethylbenzene	ND	ND	**81**	ND	**34**	8	µg/m3
1,3,5-Trimethylbenzene	ND	ND	ND	ND	ND	8	µg/m3
Vinyl chloride	ND	ND	ND	ND	ND	8	µg/m3
m,p-Xylene	ND	ND	**65**	**236**	**172**	8	µg/m3
o-Xylene	ND	ND	**17**	**48**	**40**	8	µg/m3
MTBE	ND	ND	ND	ND	ND	40	µg/m3
Ethyl-tert-butylether	ND	ND	ND	ND	ND	40	µg/m3
Di-isopropylether	ND	ND	ND	ND	ND	40	µg/m3
tert-amylmethylether	ND	ND	ND	ND	ND	40	µg/m3
tert-Butylalcohol	ND	ND	**663**	ND	ND	400	µg/m3
TIC:							
n-Pentane	ND	ND	ND	ND	ND	400	µg/m3
n-Hexane	ND	ND	ND	ND	ND	400	µg/m3
n-Heptane	ND	ND	ND	ND	ND	400	µg/m3
Dilution Factor	2.5	2.5	1	1	1		
Surrogate Recoveries:						**QC Limits**	
Dibromofluoromethane	120%	124%	118%	121%	118%	60 - 140	
Toluene-d_8	96%	100%	96%	98%	96%	60 - 140	
4-Bromofluorobenzene	105%	103%	106%	103%	103%	60 - 140	
	E1-052417-CHECKS	E1-052417-CHECKS	E1-052417-CHECKS	E1-052417-CHECKS	E1-052417-CHECKS		

ND= Not Detected

JONES ENVIRONMENTAL, INC.
714-449-9937
562-646-1611
805-399-0060
11007 FOREST PLACE
SANTA FE SPRINGS, CA 90670
WWW.JONESENV.COM

JONES ENVIRONMENTAL LABORATORY RESULTS

Client:	Tetra Tech	**Report date:**	6/3/2017
Client Address:	3822 E. University Dr. Ste. 300 Phoenix, AZ 85034	**Jones Ref. No.:** **Client Ref. No.:**	E-0717 117-1303066.9
Attn:	Chris Jacquemin / Miles Hearn	**Date Sampled:** **Date Received:**	5/22-24/2017 5/22-24/2017
Project:	Hwy 260 & Johnson Ln WQARF Site	**Date Analyzed:**	5/22-24/2017
Project Address:	1619 W. White Mountain Blvd. Pinetop-Lakeside, AZ	**Physical State:**	Soil Gas

EPA 8260B – Volatile Organics by GC/MS + Oxygenates

Sample ID:	**SV-C19.5**	**SV-C19**	**SV-C20**	**SV-C17**	**SV-C18**		
Jones ID:	**E-1717-26**	**E-1717-27**	**E-1717-28**	**E-1717-29**	**E-1717-30**	**Practical Quantitation Limit**	**Units**
Analytes:							
Benzene	**23**	ND	ND	**25**	ND	8	µg/m3
Bromobenzene	ND	ND	ND	ND	ND	8	µg/m3
Bromodichloromethane	ND	ND	ND	ND	ND	8	µg/m3
Bromoform	ND	ND	ND	ND	ND	8	µg/m3
n-Butylbenzene	ND	ND	ND	ND	ND	8	µg/m3
sec-Butylbenzene	ND	ND	ND	ND	ND	8	µg/m3
tert-Butylbenzene	ND	ND	ND	ND	ND	8	µg/m3
Carbon tetrachloride	ND	ND	ND	ND	ND	8	µg/m3
Chlorobenzene	ND	ND	ND	ND	ND	8	µg/m3
Chloroform	ND	ND	ND	ND	ND	8	µg/m3
2-Chlorotoluene	ND	ND	ND	ND	ND	8	µg/m3
4-Chlorotoluene	ND	ND	ND	ND	ND	8	µg/m3
Dibromochloromethane	ND	ND	ND	ND	ND	8	µg/m3
1,2-Dibromo-3-chloropropane	ND	ND	ND	ND	ND	8	µg/m3
1,2-Dibromoethane (EDB)	ND	ND	ND	ND	ND	8	µg/m3
Dibromomethane	ND	ND	ND	ND	ND	8	µg/m3
1,2- Dichlorobenzene	ND	ND	ND	ND	ND	8	µg/m3
1,3-Dichlorobenzene	ND	ND	ND	ND	ND	8	µg/m3
1,4-Dichlorobenzene	ND	ND	ND	ND	ND	8	µg/m3
Dichlorodifluoromethane	ND	ND	ND	ND	ND	8	µg/m3
1,1-Dichloroethane	ND	ND	ND	ND	ND	8	µg/m3
1,2-Dichloroethane	ND	ND	ND	ND	ND	8	µg/m3
1,1-Dichloroethene	ND	ND	ND	ND	ND	8	µg/m3
cis-1,2-Dichloroethene	ND	ND	ND	ND	ND	8	µg/m3
trans-1,2-Dichloroethene	ND	ND	ND	ND	ND	8	µg/m3
1,2-Dichloropropane	ND	ND	ND	ND	ND	8	µg/m3
1,3-Dichloropropane	ND	ND	ND	ND	ND	8	µg/m3
2,2-Dichloropropane	ND	ND	ND	ND	ND	8	µg/m3
1,1-Dichloropropene	ND	ND	ND	ND	ND	8	µg/m3

JONES ENVIRONMENTAL LABORATORY RESULTS

EPA 8260B – Volatile Organics by GC/MS + Oxygenates

Sample ID:	**SV-C19.5**	**SV-C19**	**SV-C20**	**SV-C17**	**SV-C18**		
Jones ID:	**E-1717-26**	**E-1717-27**	**E-1717-28**	**E-1717-29**	**E-1717-30**	**Practical Quantitation Limit**	**Units**
Analytes:							
cis-1,3-Dichloropropene	ND	ND	ND	ND	ND	8	µg/m3
trans-1,3-Dichloropropene	ND	ND	ND	ND	ND	8	µg/m3
Ethylbenzene	ND	ND	ND	ND	ND	8	µg/m3
Freon 113	ND	ND	ND	ND	ND	40	µg/m3
Hexachlorobutadiene	ND	ND	ND	ND	ND	8	µg/m3
Isopropylbenzene	ND	ND	ND	ND	ND	8	µg/m3
4-Isopropyltoluene	ND	ND	ND	ND	ND	8	µg/m3
Methylene chloride	ND	ND	ND	ND	ND	8	µg/m3
Naphthalene	ND	ND	ND	ND	ND	40	µg/m3
n-Propylbenzene	ND	ND	ND	ND	ND	8	µg/m3
Styrene	ND	ND	ND	ND	ND	8	µg/m3
1,1,1,2-Tetrachloroethane	ND	ND	ND	ND	ND	8	µg/m3
1,1,2,2-Tetrachloroethane	ND	ND	ND	ND	ND	8	µg/m3
Tetrachloroethene	**1020**	**21800**	**393**	**239**	**89**	8	µg/m3
Toluene	**27**	ND	ND	**21**	ND	8	µg/m3
1,2,3-Trichlorobenzene	ND	ND	ND	ND	ND	40	µg/m3
1,2,4-Trichlorobenzene	ND	ND	ND	ND	ND	8	µg/m3
1,1,1-Trichloroethane	ND	ND	ND	ND	ND	8	µg/m3
1,1,2-Trichloroethane	ND	ND	ND	ND	ND	8	µg/m3
Trichloroethene	ND	ND	ND	ND	ND	8	µg/m3
Trichlorofluoromethane	ND	ND	ND	ND	ND	8	µg/m3
1,2,3-Trichloropropane	ND	ND	ND	ND	ND	8	µg/m3
1,2,4-Trimethylbenzene	ND	ND	ND	ND	ND	8	µg/m3
1,3,5-Trimethylbenzene	ND	ND	ND	ND	ND	8	µg/m3
Vinyl chloride	ND	ND	ND	ND	ND	8	µg/m3
m,p-Xylene	ND	ND	**76**	ND	ND	8	µg/m3
o-Xylene	ND	ND	**21**	ND	ND	8	µg/m3
MTBE	ND	ND	ND	ND	ND	40	µg/m3
Ethyl-tert-butylether	ND	ND	ND	ND	ND	40	µg/m3
Di-isopropylether	ND	ND	ND	ND	ND	40	µg/m3
tert-amylmethylether	ND	ND	ND	ND	ND	40	µg/m3
tert-Butylalcohol	ND	ND	ND	ND	ND	400	µg/m3
TIC:							
n-Pentane	ND	ND	ND	ND	ND	400	µg/m3
n-Hexane	ND	ND	ND	ND	ND	400	µg/m3
n-Heptane	ND	ND	ND	ND	ND	400	µg/m3
Dilution Factor	2.5	2.5	2.5	2.5	2.5		
Surrogate Recoveries:						**QC Limits**	
Dibromofluoromethane	119%	118%	125%	124%	123%	60 - 140	
Toluene-d_8	95%	95%	96%	97%	100%	60 - 140	
4-Bromofluorobenzene	105%	108%	103%	105%	107%	60 - 140	
	E1-052417-CHECKS	E1-052417-CHECKS	E1-052417-CHECK3	E1-052417-CHECK3	E1-052417-CHECK3		

ND= Not Detected

JONES ENVIRONMENTAL, INC.
714-449-9937
562-646-1611
805-399-0060
11007 FOREST PLACE
SANTA FE SPRINGS, CA 90670
WWW.JONESENV.COM

JONES ENVIRONMENTAL QUALITY CONTROL INFORMATION

Client:	Tetra Tech	**Report date:**	6/3/2017
Client Address:	3822 E. University Dr. Ste. 300 Phoenix, AZ 85034	**Jones Ref. No.:** **Client Ref. No.:**	E-0717 117-1303066.9
Attn:	Chris Jacquemin / Miles Hearn	**Date Sampled:** **Date Received:**	5/22-24/2017 5/22-24/2017
Project:	Hwy 260 & Johnson Ln WQARF Site	**Date Analyzed:**	5/22-24/2017
Project Address:	1619 W. White Mountain Blvd. Pinetop-Lakeside, AZ	**Physical State:**	Soil Gas

EPA 8260B – Volatile Organics by GC/MS + Oxygenates

Sample ID:	**METHOD BLANK**	**AA-1**	**METHOD BLANK**	**AA-2**	**METHOD BLANK**		
Jones ID:	**052217-E1MB1**	**052217-E1SB1**	**052417-E1MB1**	**052417-E1SB1**	**052417-E1MB2**	**Practical Quantitation Limit**	**Units**
Analytes:							
Benzene	ND	ND	ND	ND	ND	8	µg/m3
Bromobenzene	ND	ND	ND	ND	ND	8	µg/m3
Bromodichloromethane	ND	ND	ND	ND	ND	8	µg/m3
Bromoform	ND	ND	ND	ND	ND	8	µg/m3
n-Butylbenzene	ND	ND	ND	ND	ND	8	µg/m3
sec-Butylbenzene	ND	ND	ND	ND	ND	8	µg/m3
tert-Butylbenzene	ND	ND	ND	ND	ND	8	µg/m3
Carbon tetrachloride	ND	ND	ND	ND	ND	8	µg/m3
Chlorobenzene	ND	ND	ND	ND	ND	8	µg/m3
Chloroform	ND	ND	ND	ND	ND	8	µg/m3
2-Chlorotoluene	ND	ND	ND	ND	ND	8	µg/m3
4-Chlorotoluene	ND	ND	ND	ND	ND	8	µg/m3
Dibromochloromethane	ND	ND	ND	ND	ND	8	µg/m3
1,2-Dibromo-3-chloropropane	ND	ND	ND	ND	ND	8	µg/m3
1,2-Dibromoethane (EDB)	ND	ND	ND	ND	ND	8	µg/m3
Dibromomethane	ND	ND	ND	ND	ND	8	µg/m3
1,2- Dichlorobenzene	ND	ND	ND	ND	ND	8	µg/m3
1,3-Dichlorobenzene	ND	ND	ND	ND	ND	8	µg/m3
1,4-Dichlorobenzene	ND	ND	ND	ND	ND	8	µg/m3
Dichlorodifluoromethane	ND	ND	ND	ND	ND	8	µg/m3
1,1-Dichloroethane	ND	ND	ND	ND	ND	8	µg/m3
1,2-Dichloroethane	ND	ND	ND	ND	ND	8	µg/m3
1,1-Dichloroethene	ND	ND	ND	ND	ND	8	µg/m3
cis-1,2-Dichloroethene	ND	ND	ND	ND	ND	8	µg/m3
trans-1,2-Dichloroethene	ND	ND	ND	ND	ND	8	µg/m3
1,2-Dichloropropane	ND	ND	ND	ND	ND	8	µg/m3
1,3-Dichloropropane	ND	ND	ND	ND	ND	8	µg/m3
2,2-Dichloropropane	ND	ND	ND	ND	ND	8	µg/m3
1,1-Dichloropropene	ND	ND	ND	ND	ND	8	µg/m3

JONES ENVIRONMENTAL QUALITY CONTROL INFORMATION

EPA 8260B – Volatile Organics by GC/MS + Oxygenates

Sample ID:	**METHOD BLANK**	**AA-1**	**METHOD BLANK**	**AA-2**	**METHOD BLANK**		
Jones ID:	**052217-E1MB1**	**052217-E1SB1**	**052417-E1MB1**	**052417-E1SB1**	**052417-E1MB2**	**Practical Quantitation Limit**	**Units**
Analytes:							
cis-1,3-Dichloropropene	ND	ND	ND	ND	ND	8	µg/m3
trans-1,3-Dichloropropene	ND	ND	ND	ND	ND	8	µg/m3
Ethylbenzene	ND	ND	ND	ND	ND	8	µg/m3
Freon 113	ND	ND	ND	ND	ND	40	µg/m3
Hexachlorobutadiene	ND	ND	ND	ND	ND	8	µg/m3
Isopropylbenzene	ND	ND	ND	ND	ND	8	µg/m3
4-Isopropyltoluene	ND	ND	ND	ND	ND	8	µg/m3
Methylene chloride	ND	ND	ND	ND	ND	8	µg/m3
Naphthalene	ND	ND	ND	ND	ND	40	µg/m3
n-Propylbenzene	ND	ND	ND	ND	ND	8	µg/m3
Styrene	ND	ND	ND	ND	ND	8	µg/m3
1,1,1,2-Tetrachloroethane	ND	ND	ND	ND	ND	8	µg/m3
1,1,2,2-Tetrachloroethane	ND	ND	ND	ND	ND	8	µg/m3
Tetrachloroethene	ND	ND	ND	ND	ND	8	µg/m3
Toluene	ND	ND	ND	ND	ND	8	µg/m3
1,2,3-Trichlorobenzene	ND	ND	ND	ND	ND	40	µg/m3
1,2,4-Trichlorobenzene	ND	ND	ND	ND	ND	8	µg/m3
1,1,1-Trichloroethane	ND	ND	ND	ND	ND	8	µg/m3
1,1,2-Trichloroethane	ND	ND	ND	ND	ND	8	µg/m3
Trichloroethene	ND	ND	ND	ND	ND	8	µg/m3
Trichlorofluoromethane	ND	ND	ND	ND	ND	8	µg/m3
1,2,3-Trichloropropane	ND	ND	ND	ND	ND	8	µg/m3
1,2,4-Trimethylbenzene	ND	ND	ND	ND	ND	8	µg/m3
1,3,5-Trimethylbenzene	ND	ND	ND	ND	ND	8	µg/m3
Vinyl chloride	ND	ND	ND	ND	ND	8	µg/m3
m,p-Xylene	ND	ND	ND	ND	ND	8	µg/m3
o-Xylene	ND	ND	ND	ND	ND	8	µg/m3
MTBE	ND	ND	ND	ND	ND	40	µg/m3
Ethyl-tert-butylether	ND	ND	ND	ND	ND	40	µg/m3
Di-isopropylether	ND	ND	ND	ND	ND	40	µg/m3
tert-amylmethylether	ND	ND	ND	ND	ND	40	µg/m3
tert-Butylalcohol	ND	ND	ND	ND	ND	400	µg/m3
TIC:							
n-Pentane	ND	ND	ND	ND	ND	400	µg/m3
n-Hexane	ND	ND	ND	ND	ND	400	µg/m3
n-Heptane	ND	ND	ND	ND	ND	400	µg/m3
Dilution Factor	1	1	1	1	1		
Surrogate Recoveries:						**QC Limits**	
Dibromofluoromethane	127%	123%	120%	123%	125%	60 - 140	
Toluene-d_8	103%	95%	99%	99%	101%	60 - 140	
4-Bromofluorobenzene	113%	101%	104%	103%	106%	60 - 140	
	E1-052217-CHECKS	E1-052217-CHECKS	E1-052417-CHECKS	E1-052417-CHECKS	E1-052417-CHECK3		

ND= Not Detected

JONES ENVIRONMENTAL, INC.
714-449-9937
562-646-1611
805-399-0060
11007 FOREST PLACE
SANTA FE SPRINGS, CA 90670
WWW.JONESENV.COM

JONES ENVIRONMENTAL QUALITY CONTROL INFORMATION

Client:	Tetra Tech	**Report date:**	6/3/2017
Client Address:	3822 E. University Dr. Ste. 300 Phoenix, AZ 85034	**Jones Ref. No.:** **Client Ref. No.:**	E-0717 117-1303066.9
Attn:	Chris Jacquemin / Miles Hearn	**Date Sampled:** **Date Received:**	5/22-24/2017 5/22-24/2017
Project:	Hwy 260 & Johnson Ln WQARF Site	**Date Analyzed:**	5/22-24/2017
Project Address:	1619 W. White Mountain Blvd. Pinetop-Lakeside, AZ	**Physical State:**	Soil Gas

EPA 8260B – Volatile Organics by GC/MS + Oxygenates

Sample ID:	**AA-3**		
Jones ID:	**052417-E1SB2**	**Practical Quantitation Limit**	**Units**
Analytes:			
Benzene	ND	8	µg/m3
Bromobenzene	ND	8	µg/m3
Bromodichloromethane	ND	8	µg/m3
Bromoform	ND	8	µg/m3
n-Butylbenzene	ND	8	µg/m3
sec-Butylbenzene	ND	8	µg/m3
tert-Butylbenzene	ND	8	µg/m3
Carbon tetrachloride	ND	8	µg/m3
Chlorobenzene	ND	8	µg/m3
Chloroform	ND	8	µg/m3
2-Chlorotoluene	ND	8	µg/m3
4-Chlorotoluene	ND	8	µg/m3
Dibromochloromethane	ND	8	µg/m3
1,2-Dibromo-3-chloropropane	ND	8	µg/m3
1,2-Dibromoethane (EDB)	ND	8	µg/m3
Dibromomethane	ND	8	µg/m3
1,2- Dichlorobenzene	ND	8	µg/m3
1,3-Dichlorobenzene	ND	8	µg/m3
1,4-Dichlorobenzene	ND	8	µg/m3
Dichlorodifluoromethane	ND	8	µg/m3
1,1-Dichloroethane	ND	8	µg/m3
1,2-Dichloroethane	ND	8	µg/m3
1,1-Dichloroethene	ND	8	µg/m3
cis-1,2-Dichloroethene	ND	8	µg/m3
trans-1,2-Dichloroethene	ND	8	µg/m3
1,2-Dichloropropane	ND	8	µg/m3
1,3-Dichloropropane	ND	8	µg/m3
2,2-Dichloropropane	ND	8	µg/m3
1,1-Dichloropropene	ND	8	µg/m3

JONES ENVIRONMENTAL QUALITY CONTROL INFORMATION

EPA 8260B – Volatile Organics by GC/MS + Oxygenates

Sample ID:	**AA-3**		
Jones ID:	**052417-E1SB2**	**Practical Quantitation Limit**	**Units**
Analytes:			
cis-1,3-Dichloropropene	ND	8	µg/m3
trans-1,3-Dichloropropene	ND	8	µg/m3
Ethylbenzene	ND	8	µg/m3
Freon 113	ND	40	µg/m3
Hexachlorobutadiene	ND	8	µg/m3
Isopropylbenzene	ND	8	µg/m3
4-Isopropyltoluene	ND	8	µg/m3
Methylene chloride	ND	8	µg/m3
Naphthalene	ND	40	µg/m3
n-Propylbenzene	ND	8	µg/m3
Styrene	ND	8	µg/m3
1,1,1,2-Tetrachloroethane	ND	8	µg/m3
1,1,2,2-Tetrachloroethane	ND	8	µg/m3
Tetrachloroethene	ND	8	µg/m3
Toluene	ND	8	µg/m3
1,2,3-Trichlorobenzene	ND	40	µg/m3
1,2,4-Trichlorobenzene	ND	8	µg/m3
1,1,1-Trichloroethane	ND	8	µg/m3
1,1,2-Trichloroethane	ND	8	µg/m3
Trichloroethene	ND	8	µg/m3
Trichlorofluoromethane	ND	8	µg/m3
1,2,3-Trichloropropane	ND	8	µg/m3
1,2,4-Trimethylbenzene	ND	8	µg/m3
1,3,5-Trimethylbenzene	ND	8	µg/m3
Vinyl chloride	ND	8	µg/m3
m,p-Xylene	ND	8	µg/m3
o-Xylene	ND	8	µg/m3
MTBE	ND	40	µg/m3
Ethyl-tert-butylether	ND	40	µg/m3
Di-isopropylether	ND	40	µg/m3
tert-amylmethylether	ND	40	µg/m3
tert-Butylalcohol	ND	400	µg/m3
TIC:			
n-Pentane	ND	400	µg/m3
n-Hexane	ND	400	µg/m3
n-Heptane	ND	400	µg/m3
Dilution Factor	1		

Surrogate Recoveries:		**QC Limits**
Dibromofluoromethane	121%	60 - 140
Toluene-d_8	97%	60 - 140
4-Bromofluorobenzene	105%	60 - 140

E1-052417-CHECK3

ND= Not Detected

JONES ENVIRONMENTAL, INC.
714-449-9937
562-646-1611
805-399-0060
11007 FOREST PLACE
SANTA FE SPRINGS, CA 90670
WWW.JONESENV.COM

JONES ENVIRONMENTAL QUALITY CONTROL INFORMATION

Client:	Tetra Tech	**Report date:**	6/3/2017
Client Address:	3822 E. University Dr. Ste. 300 Phoenix, AZ 85034	**Jones Ref. No.:** **Client Ref. No.:**	E-0717 117-1303066.9
Attn:	Chris Jacquemin / Miles Hearn	**Date Sampled:** **Date Received:**	5/22-24/2017 5/22-24/2017
Project:	Hwy 260 & Johnson Ln WQARF Site	**Date Analyzed:**	5/22-24/2017
Project Address:	1619 W. White Mountain Blvd. Pinetop-Lakeside, AZ	**Physical State:**	Soil Gas

EPA 8260B – Volatile Organics by GC/MS + Oxygenates

Batch ID: E1-052217-CHECKS

Jones ID:	**052217-E1LCS1**	**052217-E1LCSD1**			**052217-E1CCV1**	
Parameter	LCS Recovery (%)	LCSD Recovery (%)	RPD	Acceptability Range (%)	CCV	Acceptability Range (%)
Vinyl chloride	115%	111%	3.5%	70 - 130	92%	80 - 120
1,1-Dichloroethene	115%	118%	3.0%	70 - 130	89%	80 - 120
Cis-1,2-Dichloroethene	113%	118%	3.9%	70 - 130	108%	80 - 120
1,1,1-Trichloroethane	108%	111%	2.6%	70 - 130	105%	80 - 120
Benzene	111%	125%	12.5%	70 - 130	111%	80 - 120
Trichloroethene	107%	115%	6.8%	70 - 130	108%	80 - 120
Toluene	112%	116%	3.8%	70 - 130	111%	80 - 120
Tetrachloroethene	112%	115%	3.2%	70 - 130	114%	80 - 120
Chlorobenzene	113%	115%	2.2%	70 - 130	115%	80 - 120
Ethylbenzene	104%	114%	9.4%	70 - 130	112%	80 - 120
1,2,4 Trimethylbenzene	122%	127%	3.5%	70 - 130	122%	80 - 120
Surrogate Recovery:						
Dibromofluoromethane	120%	118%		60 - 140	110%	60 - 140
Toluene-d_8	97%	95%		60 - 140	97%	60 - 140
4-Bromofluorobenzene	102%	106%		60 - 140	103%	60 - 140

LCS = Laboratory Control Sample
LCSD = Laboratory Control Sample Duplicate
CCV = Continuing Calibration Verification
RPD = Relative Percent Difference; Acceptability range for RPD is ≤ 15%

JONES ENVIRONMENTAL, INC.
714-449-9937
562-646-1611
805-399-0060
11007 FOREST PLACE
SANTA FE SPRINGS, CA 90670
WWW.JONESENV.COM

JONES ENVIRONMENTAL QUALITY CONTROL INFORMATION

Client:	Tetra Tech	**Report date:**	6/3/2017
Client Address:	3822 E. University Dr. Ste. 300 Phoenix, AZ 85034	**Jones Ref. No.:** **Client Ref. No.:**	E-0717 117-1303066.9
Attn:	Chris Jacquemin / Miles Hearn	**Date Sampled:** **Date Received:**	5/22-24/2017 5/22-24/2017
Project:	Hwy 260 & Johnson Ln WQARF Site	**Date Analyzed:**	5/22-24/2017
Project Address:	1619 W. White Mountain Blvd. Pinetop-Lakeside, AZ	**Physical State:**	Soil Gas

EPA 8260B – Volatile Organics by GC/MS + Oxygenates

Batch ID: E1-052417-CHECKS

Jones ID:	**052417-E1LCS1**	**052417-E1LCSD1**			**052417-E1CCV1**	
Parameter	LCS Recovery (%)	LCSD Recovery (%)	RPD	Acceptability Range (%)	CCV	Acceptability Range (%)
Vinyl chloride	123%	132%	7.1%	70 - 130	83%	80 - 120
1,1-Dichloroethene	126%	116%	8.3%	70 - 130	93%	80 - 120
Cis-1,2-Dichloroethene	115%	115%	0.4%	70 - 130	111%	80 - 120
1,1,1-Trichloroethane	111%	112%	0.6%	70 - 130	100%	80 - 120
Benzene	112%	119%	6.3%	70 - 130	106%	80 - 120
Trichloroethene	111%	113%	1.8%	70 - 130	102%	80 - 120
Toluene	118%	118%	0.3%	70 - 130	103%	80 - 120
Tetrachloroethene	118%	113%	3.9%	70 - 130	105%	80 - 120
Chlorobenzene	115%	116%	1.3%	70 - 130	101%	80 - 120
Ethylbenzene	115%	114%	0.3%	70 - 130	103%	80 - 120
1,2,4 Trimethylbenzene	126%	125%	1.1%	70 - 130	113%	80 - 120
Surrogate Recovery:						
Dibromofluoromethane	118%	117%		60 - 140	113%	60 - 140
Toluene-d_8	95%	98%		60 - 140	94%	60 - 140
4-Bromofluorobenzene	104%	105%		60 - 140	102%	60 - 140

LCS = Laboratory Control Sample
LCSD = Laboratory Control Sample Duplicate
CCV = Continuing Calibration Verification
RPD = Relative Percent Difference; Acceptability range for RPD is ≤ 15%

JONES ENVIRONMENTAL, INC.
714-449-9937
562-646-1611
805-399-0060
11007 FOREST PLACE
SANTA FE SPRINGS, CA 90670
WWW.JONESENV.COM

JONES ENVIRONMENTAL QUALITY CONTROL INFORMATION

Client:	Tetra Tech	**Report date:**	6/3/2017
Client Address:	3822 E. University Dr. Ste. 300 Phoenix, AZ 85034	**Jones Ref. No.:** **Client Ref. No.:**	E-0717 117-1303066.9
Attn:	Chris Jacquemin / Miles Hearn	**Date Sampled:** **Date Received:**	5/22-24/2017 5/22-24/2017
Project:	Hwy 260 & Johnson Ln WQARF Site	**Date Analyzed:**	5/22-24/2017
Project Address:	1619 W. White Mountain Blvd. Pinetop-Lakeside, AZ	**Physical State:**	Soil Gas

EPA 8260B – Volatile Organics by GC/MS + Oxygenates

Batch ID: E1-052417-CHECK3

Jones ID:	**052417-E1LCS2**	**052417-E1LCSD2**			**052417-E1CCV2**	
Parameter	LCS Recovery (%)	LCSD Recovery (%)	RPD	Acceptability Range (%)	CCV	Acceptability Range (%)
Vinyl chloride	120%	116%	3.1%	70 - 130	97%	80 - 120
1,1-Dichloroethene	115%	107%	6.7%	70 - 130	92%	80 - 120
Cis-1,2-Dichloroethene	102%	104%	1.2%	70 - 130	112%	80 - 120
1,1,1-Trichloroethane	108%	98%	8.9%	70 - 130	110%	80 - 120
Benzene	110%	104%	6.1%	70 - 130	109%	80 - 120
Trichloroethene	103%	97%	5.8%	70 - 130	117%	80 - 120
Toluene	111%	100%	10.6%	70 - 130	109%	80 - 120
Tetrachloroethene	113%	105%	7.6%	70 - 130	116%	80 - 120
Chlorobenzene	111%	100%	10.7%	70 - 130	118%	80 - 120
Ethylbenzene	109%	99%	9.6%	70 - 130	110%	80 - 120
1,2,4 Trimethylbenzene	119%	106%	11.4%	70 - 130	122%	80 - 120
Surrogate Recovery:						
Dibromofluoromethane	117%	121%		60 - 140	111%	60 - 140
Toluene-d_8	98%	97%		60 - 140	96%	60 - 140
4-Bromofluorobenzene	105%	105%		60 - 140	109%	60 - 140

LCS = Laboratory Control Sample
LCSD = Laboratory Control Sample Duplicate
CCV = Continuing Calibration Verification
RPD = Relative Percent Difference; Acceptability range for RPD is ≤ 15%

JONES ENVIRONMENTAL, INC.
11007 Forest Pl.
Santa Fe Springs, CA 90670
(714) 449-9937
Fax (714) 449-9685
www.jonesenv.com

Soil-Gas Chain-of-Custody Record

Client: TETRA TECH

Project Name: HWY 260 & JOHNSON LN WQARF SITE

Project Address: 1619 W. WHITE MOUNTAIN BLVD.

PINETOP-LAKESIDE,AZ

Email:

Phone:

Report To: CHRIS JACQUEMIN & MILES HEARN

Sampler: ANO

Date: 5/22/2017-05/24/17

Client Project #: 117-1303066.9

Purge Number: □ 1P ☒ 3P □ 7P □ 10P

Shut-In Test: (Y) / N

Report Options: EDD ____ EDF* - 10% Surcharge____ *Global ID _____

LAB USE ONLY

Jones Project # E-0717

Page 1 of 4

Sample Container: GLASS TIGHT SYRINGE/TEDLAR BAG

If different than above, see Notes.

Turn Around Requested: □ Immediate Attention □ Rush 24 Hours □ Rush 48 Hours □ Rush 72 Hours □ Normal ☒ Mobile Lab

Tracer: □ n-pentane □ n-hexane □ n-heptane □ Helium □ 1,1-DFA □ _____

Reporting Limits Requested: ☒ Commercial ☒ Residential

Units: ug/m³

Analysis Requested

Sample ID	Purge Number	Purge Volume (mL)	Date	Sample Collection Time	Sample Analysis Time	Laboratory Sample ID	Purge Rate (mL/min)	Pump Used	Magnehelic	Sample Matrix: Soil Gas (SG), Air (A), Material (M)	EPA 8260B				Magnehelic Vacuum (In/H_2O)	Number of Containers	Notes & Special Instructions
SV1	1	80	5/22/17	15:42	15:49	E-0717-01	~200cc/min	hand purge	TSS #118001	SG	X				60	1	LOW FLOW, COMMERCIAL LIMITS REQUESTED
SV2	1	80	5/22/17	16:00	16:10	E-0717-02	~200cc/min	hand purge	TSS #118001	SG	X				42	1	LOW FLOW, COMMERCIAL LIMITS REQUESTED
SV3	1	80	5/22/17	16:20	16:22	E-0717-03	~200cc/min	hand purge	TSS #118001	SG	X				60	2	LOW FLOW
SV4	1	80	5/22/17	16:35	16:54	E-0717-04	~200cc/min	hand purge	TSS #118001	SG	X				80	1	COLLECTED IN TEDLAR, LOW FLOW
SV11	1	80	5/22/17	17:05	17:09	E-0717-05	~200cc/min	hand purge	TSS #118001	SG	X				100	1	LOW FLOW
SV7	1	80	5/22/17	16:41	17:29	E-0717-06	~200cc/min	hand purge	TSS #118001	SG	X				40	1	COLLECTED IN TEDLAR, LOW FLOW
SV7 REP	1	80	5/22/17	16:44	17:48	E-0717-07	~200cc/min	hand purge	TSS #118001	SG	X				40	1	COLLECTED IN TEDLAR, LOW FLOW

Relinquished By (Signature)	Printed Name	Received By (Signature)	Printed Name	
[signature]	Miles Hearn	[signature]	Annalie Otero	8 Total Number of Containers
Company: Tetra Tech	Date: 5/24/17 Time: 2017	Company: Jones Environmental, Inc	Date: 5-24-17 Time: 2017	
Relinquished By (Signature)	Printed Name	Received By Laboratory (Signature)	Printed Name	
Company	Date / Time	Company	Date / Time	

Client signature on this Chain of Custody form constitutes acknowledgement that the above analyses have been reqested, and the information provided herein is correct and accurate.

JONES ENVIRONMENTAL, INC.
11007 Forest Pl.
Santa Fe Springs, CA 90670
(714) 449-9937
Fax (714) 449-9685
www.jonesenv.com

Soil-Gas Chain-of-Custody Record

Client: TETRA TECH

Project Name: HWY 260 & JOHNSON LN WQARF SITE

Project Address: 1619 W. WHITE MOUNTAIN BLVD.

PINETOP-LAKESIDE,AZ

Email:

Phone:

Report To: CHRIS JACQUEMIN & MILES HEARN

Sampler: ANO

Date: 5/22/2017-05/24/17

Client Project #: 117-1303066.9

Purge Number: □ 1P ☒ 3P □ 7P □ 10P

Shut-In Test: (Y) / N

Report Options
EDD ____
EDF* - 10% Surcharge ____
*Global ID _____

LAB USE ONLY
Jones Project # E-0717

Page 2 of 4

Sample Container: GLASS TIGHT SYRINGE/TEDLAR BAG
If different than above, see Notes.

Turn Around Requested
- □ Immediate Attention
- □ Rush 24 Hours
- □ Rush 48 Hours
- □ Rush 72 Hours
- □ Normal
- ☒ Mobile Lab

Tracer
- □ n-pentane
- □ n-hexane
- □ n-heptane
- □ Helium
- □ 1,1-DFA
- □ _____

Reporting Limits Requested: ☒ Commercial ☒ Residential

Units: ug/m³

Analysis Requested

Sample ID	Purge Number	Purge Volume (mL)	Date	Sample Collection Time	Sample Analysis Time	Laboratory Sample ID	Purge Rate (mL/min)	Pump Used	Magnehelic	Sample Matrix: Soil Gas (SG), Air (A), Material (M)	EPA 8260B				Magnehelic Vacuum (In/H_2O)	Number of Containers	Notes & Special Instructions
SV13	1	80	5/23/17	12:33	10:05	E-0717-08	~200cc/min	hand purge	TSS #118001	SG	X				18	1	TEDLAR BAG
SV12	1	80	5/23/17	12:40	9:47	E-0717-09	~200cc/min	hand purge	TSS #118001	SG	X				20	1	TEDLAR BAG
SV14	1	80	5/23/17	12:45	10:24	E-0717-10	~200cc/min	hand purge	TSS #118001	SG	X				28	1	TEDLAR BAG
SV8	1	80	5/23/17	12:51	10:42	E-0717-11	~200cc/min	hand purge	TSS #118001	SG	X				48	1	TEDLAR BAG
SV6	1	80	5/23/17	12:55	11:01	E-0717-12	~200cc/min	hand purge	TSS #118001	SG	X				46	1	TEDLAR BAG
SV5	1	80	5/23/17	12:59	11:18	E-0717-13	~200cc/min	hand purge	TSS #118001	SG	X				52	1	TEDLAR BAG
SV9	1	80	5/23/17	13:09	11:36	E-0717-14	~200cc/min	hand purge	TSS #118001	SG	X				60	1	TEDLAR BAG
SV10	1	80	5/23/17	13:12	11:54	E-0717-15	~200cc/min	hand purge	TSS #118001	SG	X				60	1	TEDLAR BAG
SV15	1	80	5/23/17	13:41	9:11	E-0717-16	~200cc/min	hand purge	TSS #118001	SG	X				60	1	TEDLAR BAG
SV16	1	80	5/23/17	13:45	9:29	E-0717-17	~200cc/min	hand purge	TSS #118001	SG	X				100	1	TEDLAR BAG

Relinquished By (Signature)	Printed Name	Received By (Signature)	Printed Name
[signature]	Miles Hearn	[signature]	Annalise O. Tech
Company: Tetra Tech	Date: 5/24/17 Time: 2018	Company: Jones Environmental, Inc	Date: 5-24-17 Time: 2018
Relinquished By (Signature)	Printed Name	Received By Laboratory (Signature)	Printed Name
Company	Date / Time	Company	Date / Time

10 Total Number of Containers

Client signature on this Chain of Custody form constitutes acknowledgement that the above analyses have been reqested, and the information provided herein is correct and accurate.

JONES ENVIRONMENTAL, INC.
11007 Forest Pl.
Santa Fe Springs, CA 90670
(714) 449-9937
Fax (714) 449-9685
www.jonesenv.com

Soil-Gas Chain-of-Custody Record

Client: TETRA TECH
Project Name: HWY 260 & JOHNSON LN WQARF SITE
Project Address: 1619 W. WHITE MOUNTAIN BLVD.
PINETOP-LAKESIDE,AZ
Email:
Phone:
Report To: CHRIS JACQUEMIN & MILES HEARN
Sampler: ANO

Date: 5/22/2017-05/24/17
Client Project #: 117-1303066.9

Purge Number: □ 1P ☑ 3P □ 7P □ 10P
Shut-In Test: ☑ Y / N

Report Options
EDD ____
EDF* - 10% Surcharge ____
*Global ID ____

LAB USE ONLY
Jones Project #: E-0717
Page 3 of 4
Sample Container: GLASS TIGHT SYRINGE/TEDLAR BAG
If different than above, see Notes.

Turn Around Requested
□ Immediate Attention
□ Rush 24 Hours
□ Rush 48 Hours
□ Rush 72 Hours
□ Normal
☑ Mobile Lab

Tracer
□ n-pentane
□ n-hexane
□ n-heptane
□ Helium
□ 1,1-DFA
□ ____

Reporting Limits Requested: ☑ Commercial ☑ Residential
Units: ug/m3

Analysis Requested

Sample ID	Purge Number	Purge Volume (mL)	Date	Sample Collection Time	Sample Analysis Time	Laboratory Sample ID	Purge Rate (mL/min)	Pump Used	Magnehelic	Sample Matrix: Soil Gas (SG), Air (A), Material (M)	EPA 8260B				Magnehelic Vacuum (in/H_2O)	Number of Containers	Notes & Special Instructions
SV17	3	80	5/24/17	10:45	12:12	E-0717-18	~200cc/min	hand purge	TSS #118001	SG	X				40	1	TEDLAR BAG
SV18	3	80	5/24/17	10:50	12:47	E-0717-19	~200cc/min	hand purge	TSS #118001	SG	X				40	1	TEDLAR BAG
SV19	3	80	5/24/17	11:18	13:04	E-0717-20	~200cc/min	hand purge	TSS #118001	SG	X				40	1	TEDLAR BAG
SV19 REP	3	80	5/24/17	11:12	13:22	E-0717-21	~200cc/min	hand purge	TSS #118001	SG	X				40	1	TEDLAR BAG
SV20	3	80	5/24/17	11:20	13:42	E-0717-22	~200cc/min	hand purge	TSS #118001	SG	X				40	1	TEDLAR BAG
SV-C9	3	250	5/24/17	14:05	14:13	E-0717-23	~200cc/min	hand purge	TSS #118001	SG	X				40	1	TEDLAR BAG
SV-C11S	3	250	5/24/17	14:10	14:31	E-0717-24	~200cc/min	hand purge	TSS #118001	SG	X				50	1	TEDLAR BAG
SV-C11E	3	250	5/24/17	14:19	14:49	E-0717-25	~200cc/min	hand purge	TSS #118001	SG	X				60	1	TEDLAR BAG
SV-C19.5	3	80	5/24/17	15:27	15:41	E-0717-26	~200cc/min	hand purge	TSS #118001	SG	X				100	1	LOW FLOW
SV-C19	3	80	5/24/17	15:08	16:10	E-0717-27	~200cc/min	hand purge	TSS #118001	SG	X				62	1	TEDLAR BAG

Total Number of Containers: 10

Relinquished By (Signature)	Printed Name	Received By (Signature)	Printed Name
M Hearn	Miles Hearn	[signature]	Annalie O Torre
Company: Tetra Tech	Date: 5/24/17 Time: 2019	Company: Jones Environmental Inc	Date: 5-24-17 Time: 2019
Relinquished By (Signature)	Printed Name	Received By Laboratory (Signature)	Printed Name
Company	Date / Time	Company	Date / Time

Client signature on this Chain of Custody form constitutes acknowledgement that the above analyses have been reqested, and the information provided herein is correct and accurate.

JONES ENVIRONMENTAL, INC.
11007 Forest Pl.
Santa Fe Springs, CA 90670
(714) 449-9937
Fax (714) 449-9685
www.jonesenv.com

Soil-Gas Chain-of-Custody Record

Client: TETRA TECH
Project Name: HWY 260 & JOHNSON LN WQARF SITE
Project Address: 1619 W. WHITE MOUNTAIN BLVD.
PINETOP-LAKESIDE,AZ
Email:
Phone:
Report To: CHRIS JACQUEMIN & MILES HEARN
Sampler: ANO

Date: 5/22/2017-05/24/17
Client Project #: 117-1303066.9

Purge Number: □ 1P ☒ 3P □ 7P □ 10P
Shut-In Test: (Y) / N

Report Options: EDD ____ EDF* - 10% Surcharge____ *Global ID _____

LAB USE ONLY
Jones Project # E-0717
Page 4 of 4
Sample Container: GLASS TIGHT SYRINGE/TEDLAR BAG
If different than above, see Notes.

Turn Around Requested: □ Immediate Attention □ Rush 24 Hours □ Rush 48 Hours □ Rush 72 Hours □ Normal ☒ Mobile Lab

Tracer: □ n-pentane □ n-hexane □ n-heptane □ Helium □ 1,1-DFA □ _____

Reporting Limits Requested: ☒ Commercial ☒ Residential
Units: mg/m3

Analysis Requested

Sample ID	Purge Number	Purge Volume (mL)	Date	Sample Collection Time	Sample Analysis Time	Laboratory Sample ID	Purge Rate (mL/min)	Pump Used	Magnehelic	Sample Matrix: Soil Gas (SG), Air (A), Material (M)	EPA 8260B				Magnehelic Vacuum (In/H_2O)	Number of Containers	Notes & Special Instructions
SV-C20	3	80	5/24/17	15:19	20:00	E-0717-~~25~~ 28	~200cc/min	hand purge	TSS #118001	SG	X				62	1	TEDLAR BAG
SV-C17	3	80	5/24/17	16:36	20:10	E-0717-~~26~~ 29	~200cc/min	hand purge	TSS #118001	SG	X				80	1	TEDLAR BAG
SV-C18	3	80	5/24/17	17:19	20:30	E-0717-~~27~~ 30	~200cc/min	hand purge	TSS #118001	SG	X				100	1	LOW FLOW, WATER IN PROBE, STILL COLLECTED AS HIGH SAMPLE IN TEDLAR AS PER CLIENT REQUEST
						5/26											

Relinquished By (Signature)	Printed Name	Received By (Signature)	Printed Name		
[signature]	Miles Hearn	[signature]	Annalise Otero	3	Total Number of Containers
Company: Tetra Tech	Date: 5/24/17 Time: 2058	Company: Jones Environmental, Inc	Date: 5-24-17 Time: 2059		
Relinquished By (Signature)	Printed Name	Received By Laboratory (Signature)	Printed Name		
Company	Date / Time	Company	Date / Time		

Client signature on this Chain of Custody form constitutes acknowledgement that the above analyses have been requested, and the information provided herein is correct and accurate.

ANALYTICAL REPORT

October 03, 2017

Pinyon Environmental

Sample Delivery Group:	L939071
Samples Received:	09/26/2017
Project Number:	717100600P.0004
Description:	ADEQ - 260 and Johnson Lane

Report To: Arianne Godwin
1408 W. Mendoza Avenue
Mesa, AZ 85202

Entire Report Reviewed By: Daphne R Richards

Daphne Richards
Technical Service Representative

Results relate only to the items tested or calibrated and are reported as rounded values. This test report shall not be reproduced, except in full, without written approval of the laboratory. Where applicable, sampling conducted by ESC is performed per guidance provided in laboratory standard operating procedures: 060302, 060303, and 060304.

TABLE OF CONTENTS

Cp: Cover Page	1
Tc: Table of Contents	2
Ss: Sample Summary	3
Cn: Case Narrative	5
Sr: Sample Results	6
DP-01 L939071-01	6
DP-02 L939071-02	8
DP-03 L939071-03	10
DP-04 L939071-04	12
DP-05 L939071-05	14
DP-06 L939071-06	16
DP-07 L939071-07	18
DP-08 L939071-08	20
DP-09 L939071-09	22
DP-10 L939071-10	24
DP-13 L939071-11	26
DP-14 L939071-12	28
DP-15 L939071-13	30
DP-12 L939071-14	32
DP-11 L939071-15	34
Qc: Quality Control Summary	36
Volatile Organic Compounds (MS) by Method TO-15	36
Is: Internal Standard Summary	46
Volatile Organic Compounds (MS) by Method TO-15	46
Gl: Glossary of Terms	48
Al: Accreditations & Locations	49
Sc: Sample Chain of Custody	50

1 Cp
2 Tc
3 Ss
4 Cn
5 Sr
6 Qc
7 Is
8 Gl
9 Al
10 Sc

DP-01 L939071-01 Air

Collected by	Collected date/time	Received date/time
S. Sutherland	09/22/17 15:35	09/26/17 08:45

Method	Batch	Dilution	Preparation date/time	Analysis date/time	Analyst
Volatile Organic Compounds (MS) by Method TO-15	WG1025125	2	09/27/17 17:57	09/27/17 17:57	MBF

DP-02 L939071-02 Air

Collected by	Collected date/time	Received date/time
S. Sutherland	09/22/17 15:52	09/26/17 08:45

Method	Batch	Dilution	Preparation date/time	Analysis date/time	Analyst
Volatile Organic Compounds (MS) by Method TO-15	WG1025125	2	09/27/17 18:46	09/27/17 18:46	MBF

DP-03 L939071-03 Air

Collected by	Collected date/time	Received date/time
S. Sutherland	09/22/17 16:03	09/26/17 08:45

Method	Batch	Dilution	Preparation date/time	Analysis date/time	Analyst
Volatile Organic Compounds (MS) by Method TO-15	WG1025125	2	09/27/17 19:33	09/27/17 19:33	MBF

DP-04 L939071-04 Air

Collected by	Collected date/time	Received date/time
S. Sutherland	09/22/17 16:18	09/26/17 08:45

Method	Batch	Dilution	Preparation date/time	Analysis date/time	Analyst
Volatile Organic Compounds (MS) by Method TO-15	WG1025125	2	09/27/17 20:22	09/27/17 20:22	MBF

DP-05 L939071-05 Air

Collected by	Collected date/time	Received date/time
S. Sutherland	09/22/17 16:30	09/26/17 08:45

Method	Batch	Dilution	Preparation date/time	Analysis date/time	Analyst
Volatile Organic Compounds (MS) by Method TO-15	WG1025125	2	09/27/17 21:09	09/27/17 21:09	MBF

DP-06 L939071-06 Air

Collected by	Collected date/time	Received date/time
S. Sutherland	09/23/17 10:20	09/26/17 08:45

Method	Batch	Dilution	Preparation date/time	Analysis date/time	Analyst
Volatile Organic Compounds (MS) by Method TO-15	WG1025125	2	09/27/17 21:59	09/27/17 21:59	MBF
Volatile Organic Compounds (MS) by Method TO-15	WG1025547	25	09/28/17 17:33	09/28/17 17:33	MBF

DP-07 L939071-07 Air

Collected by	Collected date/time	Received date/time
S. Sutherland	09/23/17 10:44	09/26/17 08:45

Method	Batch	Dilution	Preparation date/time	Analysis date/time	Analyst
Volatile Organic Compounds (MS) by Method TO-15	WG1025125	2	09/27/17 22:50	09/27/17 22:50	MBF
Volatile Organic Compounds (MS) by Method TO-15	WG1025547	25	09/28/17 18:23	09/28/17 18:23	MBF

DP-08 L939071-08 Air

Collected by	Collected date/time	Received date/time
S. Sutherland	09/23/17 10:59	09/26/17 08:45

Method	Batch	Dilution	Preparation date/time	Analysis date/time	Analyst
Volatile Organic Compounds (MS) by Method TO-15	WG1025125	2	09/27/17 23:40	09/27/17 23:40	MBF
Volatile Organic Compounds (MS) by Method TO-15	WG1025547	25	09/28/17 19:20	09/28/17 19:20	MBF

DP-09 L939071-09 Air

Collected by	Collected date/time	Received date/time
S. Sutherland	09/23/17 11:20	09/26/17 08:45

Method	Batch	Dilution	Preparation date/time	Analysis date/time	Analyst
Volatile Organic Compounds (MS) by Method TO-15	WG1025125	2	09/28/17 00:29	09/28/17 00:29	MBF

DP-10 L939071-10 Air

Collected by	Collected date/time	Received date/time
S. Sutherland	09/23/17 11:32	09/26/17 08:45

Method	Batch	Dilution	Preparation date/time	Analysis date/time	Analyst
Volatile Organic Compounds (MS) by Method TO-15	WG1025125	2	09/28/17 01:20	09/28/17 01:20	MBF

DP-13 L939071-11 Air

Collected by	Collected date/time	Received date/time
S. Sutherland	09/23/17 15:50	09/26/17 08:45

Method	Batch	Dilution	Preparation date/time	Analysis date/time	Analyst
Volatile Organic Compounds (MS) by Method TO-15	WG1025125	2	09/28/17 02:06	09/28/17 02:06	MBF
Volatile Organic Compounds (MS) by Method TO-15	WG1025547	4	09/28/17 20:06	09/28/17 20:06	MBF

DP-14 L939071-12 Air

Collected by	Collected date/time	Received date/time
S. Sutherland	09/23/17 16:05	09/26/17 08:45

Method	Batch	Dilution	Preparation date/time	Analysis date/time	Analyst
Volatile Organic Compounds (MS) by Method TO-15	WG1025125	2	09/28/17 02:53	09/28/17 02:53	MBF

DP-15 L939071-13 Air

Collected by	Collected date/time	Received date/time
S. Sutherland	09/23/17 16:19	09/26/17 08:45

Method	Batch	Dilution	Preparation date/time	Analysis date/time	Analyst
Volatile Organic Compounds (MS) by Method TO-15	WG1025135	2	09/27/17 23:28	09/27/17 23:28	MBF

DP-12 L939071-14 Air

Collected by	Collected date/time	Received date/time
S. Sutherland	09/23/17 16:33	09/26/17 08:45

Method	Batch	Dilution	Preparation date/time	Analysis date/time	Analyst
Volatile Organic Compounds (MS) by Method TO-15	WG1025135	2	09/28/17 00:22	09/28/17 00:22	MBF
Volatile Organic Compounds (MS) by Method TO-15	WG1025547	25	09/28/17 20:54	09/28/17 20:54	MBF

DP-11 L939071-15 Air

Collected by	Collected date/time	Received date/time
S. Sutherland	09/23/17 16:44	09/26/17 08:45

Method	Batch	Dilution	Preparation date/time	Analysis date/time	Analyst
Volatile Organic Compounds (MS) by Method TO-15	WG1025135	2	09/28/17 01:13	09/28/17 01:13	MBF
Volatile Organic Compounds (MS) by Method TO-15	WG1025547	100	09/28/17 21:41	09/28/17 21:41	MBF

1 Cp
2 Tc
3 Ss
4 Cn
5 Sr
6 Qc
7 Is
8 Gl
9 Al
10 Sc

All sample aliquots were received at the correct temperature, in the proper containers, with the appropriate preservatives, and within method specified holding times. All MDL (LOD) and RDL (LOQ) values reported for environmental samples have been corrected for the dilution factor used in the analysis. All radiochemical sample results for solids are reported on a dry weight basis with the exception of tritium, carbon-14 and radon, unless wet weight was requested by the client. All Method and Batch Quality Control are within established criteria except where addressed in this case narrative, a non-conformance form or properly qualified within the sample results. By my digital signature below, I affirm to the best of my knowledge, all problems/anomalies observed by the laboratory as having the potential to affect the quality of the data have been identified by the laboratory, and no information or data have been knowingly withheld that would affect the quality of the data.

Daphne R Richards

Daphne Richards
Technical Service Representative

Volatile Organic Compounds (MS) by Method TO-15

Analyte	CAS #	Mol. Wt.	RDL1 ppbv	RDL2 ug/m3	Result ppbv	Result ug/m3	Qualifier	Dilution	Batch
Acetone	67-64-1	58.10	2.50	5.94	60.0	143		2	WG1025125
Allyl chloride	107-05-1	76.53	0.400	1.25	ND	ND		2	WG1025125
Benzene	71-43-2	78.10	0.400	1.28	38.9	124		2	WG1025125
Benzyl Chloride	100-44-7	127	0.400	2.08	ND	ND		2	WG1025125
Bromodichloromethane	75-27-4	164	0.400	2.68	ND	ND		2	WG1025125
Bromoform	75-25-2	253	1.20	12.4	ND	ND		2	WG1025125
Bromomethane	74-83-9	94.90	0.400	1.55	ND	ND		2	WG1025125
1,3-Butadiene	106-99-0	54.10	4.00	8.85	12.5	27.8		2	WG1025125
Carbon disulfide	75-15-0	76.10	0.400	1.24	1.49	4.64		2	WG1025125
Carbon tetrachloride	56-23-5	154	0.400	2.52	ND	ND		2	WG1025125
Chlorobenzene	108-90-7	113	0.400	1.85	ND	ND		2	WG1025125
Chloroethane	75-00-3	64.50	0.400	1.06	ND	ND		2	WG1025125
Chloroform	67-66-3	119	0.400	1.95	ND	ND		2	WG1025125
Chloromethane	74-87-3	50.50	0.400	0.826	0.540	1.12		2	WG1025125
2-Chlorotoluene	95-49-8	126	0.400	2.06	ND	ND		2	WG1025125
Cyclohexane	110-82-7	84.20	0.400	1.38	201	691	E1	2	WG1025125
Dibromochloromethane	124-48-1	208	0.400	3.40	ND	ND		2	WG1025125
1,2-Dibromoethane	106-93-4	188	0.400	3.08	ND	ND		2	WG1025125
1,2-Dichlorobenzene	95-50-1	147	0.400	2.40	ND	ND		2	WG1025125
1,3-Dichlorobenzene	541-73-1	147	0.400	2.40	ND	ND		2	WG1025125
1,4-Dichlorobenzene	106-46-7	147	0.400	2.40	ND	ND	L1	2	WG1025125
1,2-Dichloroethane	107-06-2	99	0.400	1.62	ND	ND		2	WG1025125
1,1-Dichloroethane	75-34-3	98	0.400	1.60	ND	ND		2	WG1025125
1,1-Dichloroethene	75-35-4	96.90	0.400	1.59	ND	ND		2	WG1025125
cis-1,2-Dichloroethene	156-59-2	96.90	0.400	1.59	ND	ND		2	WG1025125
trans-1,2-Dichloroethene	156-60-5	96.90	0.400	1.59	ND	ND		2	WG1025125
1,2-Dichloropropane	78-87-5	113	0.400	1.85	ND	ND		2	WG1025125
cis-1,3-Dichloropropene	10061-01-5	111	0.400	1.82	ND	ND		2	WG1025125
trans-1,3-Dichloropropene	10061-02-6	111	0.400	1.82	ND	ND		2	WG1025125
1,4-Dioxane	123-91-1	88.10	0.400	1.44	ND	ND		2	WG1025125
Ethanol	64-17-5	46.10	1.26	2.38	64.5	122		2	WG1025125
Ethylbenzene	100-41-4	106	0.400	1.73	18.9	81.9		2	WG1025125
4-Ethyltoluene	622-96-8	120	0.400	1.96	25.6	126		2	WG1025125
Trichlorofluoromethane	75-69-4	137.40	0.400	2.25	ND	ND		2	WG1025125
Dichlorodifluoromethane	75-71-8	120.92	0.400	1.98	ND	ND		2	WG1025125
1,1,2-Trichlorotrifluoroethane	76-13-1	187.40	0.400	3.07	ND	ND		2	WG1025125
1,2-Dichlorotetrafluoroethane	76-14-2	171	0.400	2.80	ND	ND		2	WG1025125
Heptane	142-82-5	100	0.400	1.64	47.8	195		2	WG1025125
Hexachloro-1,3-butadiene	87-68-3	261	1.26	13.5	ND	ND		2	WG1025125
n-Hexane	110-54-3	86.20	0.400	1.41	249	878	E1	2	WG1025125
Isopropylbenzene	98-82-8	120.20	0.400	1.97	1.85	9.11		2	WG1025125
Methylene Chloride	75-09-2	84.90	0.400	1.39	ND	ND		2	WG1025125
Methyl Butyl Ketone	591-78-6	100	2.50	10.2	44.5	182		2	WG1025125
2-Butanone (MEK)	78-93-3	72.10	2.50	7.37	23.0	68.0		2	WG1025125
4-Methyl-2-pentanone (MIBK)	108-10-1	100.10	2.50	10.2	44.6	183		2	WG1025125
Methyl methacrylate	80-62-6	100.12	0.400	1.64	ND	ND		2	WG1025125
MTBE	1634-04-4	88.10	0.400	1.44	ND	ND		2	WG1025125
Naphthalene	91-20-3	128	1.26	6.60	ND	ND		2	WG1025125
2-Propanol	67-63-0	60.10	2.50	6.15	3.55	8.72		2	WG1025125
Propene	115-07-1	42.10	0.800	1.38	85.3	147		2	WG1025125
Styrene	100-42-5	104	0.400	1.70	ND	ND		2	WG1025125
1,1,2,2-Tetrachloroethane	79-34-5	168	0.400	2.75	ND	ND		2	WG1025125
Tetrachloroethylene	127-18-4	166	0.400	2.72	1.96	13.3		2	WG1025125
Tetrahydrofuran	109-99-9	72.10	0.400	1.18	ND	ND		2	WG1025125
Toluene	108-88-3	92.10	0.400	1.51	126	475	E1	2	WG1025125
1,2,4-Trichlorobenzene	120-82-1	181	1.26	9.33	ND	ND		2	WG1025125

Volatile Organic Compounds (MS) by Method TO-15

Analyte	CAS #	Mol. Wt.	RDL1 ppbv	RDL2 ug/m3	Result ppbv	Result ug/m3	Qualifier	Dilution	Batch
1,1,1-Trichloroethane	71-55-6	133	0.400	2.18	ND	ND		2	WG1025125
1,1,2-Trichloroethane	79-00-5	133	0.400	2.18	ND	ND		2	WG1025125
Trichloroethylene	79-01-6	131	0.400	2.14	ND	ND		2	WG1025125
1,2,4-Trimethylbenzene	95-63-6	120	0.400	1.96	29.5	145		2	WG1025125
1,3,5-Trimethylbenzene	108-67-8	120	0.400	1.96	8.79	43.1		2	WG1025125
2,2,4-Trimethylpentane	540-84-1	114.22	0.400	1.87	231	1080	E1	2	WG1025125
Vinyl chloride	75-01-4	62.50	0.400	1.02	ND	ND		2	WG1025125
Vinyl Bromide	593-60-2	106.95	0.400	1.75	ND	ND		2	WG1025125
Vinyl acetate	108-05-4	86.10	0.400	1.41	ND	ND		2	WG1025125
m&p-Xylene	1330-20-7	106	0.800	3.47	50.9	221		2	WG1025125
o-Xylene	95-47-6	106	0.400	1.73	20.5	88.9		2	WG1025125
1,1-Difluoroethane	75-37-6	66.05	0.400	1.08	ND	ND		2	WG1025125
(S) 1,4-Bromofluorobenzene	*460-00-4*	*175*	*60.0-140*		*102*				WG1025125

Volatile Organic Compounds (MS) by Method TO-15

Analyte	CAS #	Mol. Wt.	RDL1 ppbv	RDL2 ug/m3	Result ppbv	Result ug/m3	Qualifier	Dilution	Batch
Acetone	67-64-1	58.10	2.50	5.94	21.8	51.9		2	WG1025125
Allyl chloride	107-05-1	76.53	0.400	1.25	ND	ND		2	WG1025125
Benzene	71-43-2	78.10	0.400	1.28	3.45	11.0		2	WG1025125
Benzyl Chloride	100-44-7	127	0.400	2.08	ND	ND		2	WG1025125
Bromodichloromethane	75-27-4	164	0.400	2.68	ND	ND		2	WG1025125
Bromoform	75-25-2	253	1.20	12.4	ND	ND		2	WG1025125
Bromomethane	74-83-9	94.90	0.400	1.55	ND	ND		2	WG1025125
1,3-Butadiene	106-99-0	54.10	4.00	8.85	ND	ND		2	WG1025125
Carbon disulfide	75-15-0	76.10	0.400	1.24	0.627	1.95		2	WG1025125
Carbon tetrachloride	56-23-5	154	0.400	2.52	ND	ND		2	WG1025125
Chlorobenzene	108-90-7	113	0.400	1.85	ND	ND		2	WG1025125
Chloroethane	75-00-3	64.50	0.400	1.06	ND	ND		2	WG1025125
Chloroform	67-66-3	119	0.400	1.95	ND	ND		2	WG1025125
Chloromethane	74-87-3	50.50	0.400	0.826	2.47	5.10		2	WG1025125
2-Chlorotoluene	95-49-8	126	0.400	2.06	ND	ND		2	WG1025125
Cyclohexane	110-82-7	84.20	0.400	1.38	7.58	26.1		2	WG1025125
Dibromochloromethane	124-48-1	208	0.400	3.40	ND	ND		2	WG1025125
1,2-Dibromoethane	106-93-4	188	0.400	3.08	ND	ND		2	WG1025125
1,2-Dichlorobenzene	95-50-1	147	0.400	2.40	ND	ND		2	WG1025125
1,3-Dichlorobenzene	541-73-1	147	0.400	2.40	ND	ND		2	WG1025125
1,4-Dichlorobenzene	106-46-7	147	0.400	2.40	ND	ND	L1	2	WG1025125
1,2-Dichloroethane	107-06-2	99	0.400	1.62	ND	ND		2	WG1025125
1,1-Dichloroethane	75-34-3	98	0.400	1.60	ND	ND		2	WG1025125
1,1-Dichloroethene	75-35-4	96.90	0.400	1.59	ND	ND		2	WG1025125
cis-1,2-Dichloroethene	156-59-2	96.90	0.400	1.59	ND	ND		2	WG1025125
trans-1,2-Dichloroethene	156-60-5	96.90	0.400	1.59	ND	ND		2	WG1025125
1,2-Dichloropropane	78-87-5	113	0.400	1.85	ND	ND		2	WG1025125
cis-1,3-Dichloropropene	10061-01-5	111	0.400	1.82	ND	ND		2	WG1025125
trans-1,3-Dichloropropene	10061-02-6	111	0.400	1.82	ND	ND		2	WG1025125
1,4-Dioxane	123-91-1	88.10	0.400	1.44	ND	ND		2	WG1025125
Ethanol	64-17-5	46.10	1.26	2.38	12.5	23.6		2	WG1025125
Ethylbenzene	100-41-4	106	0.400	1.73	7.66	33.2		2	WG1025125
4-Ethyltoluene	622-96-8	120	0.400	1.96	11.0	54.2		2	WG1025125
Trichlorofluoromethane	75-69-4	137.40	0.400	2.25	ND	ND		2	WG1025125
Dichlorodifluoromethane	75-71-8	120.92	0.400	1.98	ND	ND		2	WG1025125
1,1,2-Trichlorotrifluoroethane	76-13-1	187.40	0.400	3.07	ND	ND		2	WG1025125
1,2-Dichlorotetrafluoroethane	76-14-2	171	0.400	2.80	ND	ND		2	WG1025125
Heptane	142-82-5	100	0.400	1.64	6.44	26.3		2	WG1025125
Hexachloro-1,3-butadiene	87-68-3	261	1.26	13.5	ND	ND		2	WG1025125
n-Hexane	110-54-3	86.20	0.400	1.41	10.4	36.7		2	WG1025125
Isopropylbenzene	98-82-8	120.20	0.400	1.97	ND	ND		2	WG1025125
Methylene Chloride	75-09-2	84.90	0.400	1.39	0.734	2.55		2	WG1025125
Methyl Butyl Ketone	591-78-6	100	2.50	10.2	7.74	31.6		2	WG1025125
2-Butanone (MEK)	78-93-3	72.10	2.50	7.37	9.31	27.5		2	WG1025125
4-Methyl-2-pentanone (MIBK)	108-10-1	100.10	2.50	10.2	12.9	53.0		2	WG1025125
Methyl methacrylate	80-62-6	100.12	0.400	1.64	ND	ND		2	WG1025125
MTBE	1634-04-4	88.10	0.400	1.44	ND	ND		2	WG1025125
Naphthalene	91-20-3	128	1.26	6.60	ND	ND		2	WG1025125
2-Propanol	67-63-0	60.10	2.50	6.15	2.52	6.20		2	WG1025125
Propene	115-07-1	42.10	0.800	1.38	21.6	37.2		2	WG1025125
Styrene	100-42-5	104	0.400	1.70	ND	ND		2	WG1025125
1,1,2,2-Tetrachloroethane	79-34-5	168	0.400	2.75	ND	ND		2	WG1025125
Tetrachloroethylene	127-18-4	166	0.400	2.72	60.9	414		2	WG1025125
Tetrahydrofuran	109-99-9	72.10	0.400	1.18	ND	ND		2	WG1025125
Toluene	108-88-3	92.10	0.400	1.51	24.3	91.5		2	WG1025125
1,2,4-Trichlorobenzene	120-82-1	181	1.26	9.33	ND	ND		2	WG1025125

Volatile Organic Compounds (MS) by Method TO-15

Analyte	CAS #	Mol. Wt.	RDL1 ppbv	RDL2 ug/m3	Result ppbv	Result ug/m3	Qualifier	Dilution	Batch
1,1,1-Trichloroethane	71-55-6	133	0.400	2.18	ND	ND		2	WG1025125
1,1,2-Trichloroethane	79-00-5	133	0.400	2.18	ND	ND		2	WG1025125
Trichloroethylene	79-01-6	131	0.400	2.14	0.879	4.71		2	WG1025125
1,2,4-Trimethylbenzene	95-63-6	120	0.400	1.96	16.5	81.1		2	WG1025125
1,3,5-Trimethylbenzene	108-67-8	120	0.400	1.96	4.41	21.6		2	WG1025125
2,2,4-Trimethylpentane	540-84-1	114.22	0.400	1.87	15.6	73.1		2	WG1025125
Vinyl chloride	75-01-4	62.50	0.400	1.02	ND	ND		2	WG1025125
Vinyl Bromide	593-60-2	106.95	0.400	1.75	ND	ND		2	WG1025125
Vinyl acetate	108-05-4	86.10	0.400	1.41	ND	ND		2	WG1025125
m&p-Xylene	1330-20-7	106	0.800	3.47	23.3	101		2	WG1025125
o-Xylene	95-47-6	106	0.400	1.73	8.81	38.2		2	WG1025125
1,1-Difluoroethane	75-37-6	66.05	0.400	1.08	ND	ND		2	WG1025125
(S) 1,4-Bromofluorobenzene	*460-00-4*	*175*	*60.0-140*		*103*				WG1025125

Volatile Organic Compounds (MS) by Method TO-15

Analyte	CAS #	Mol. Wt.	RDL1 ppbv	RDL2 ug/m3	Result ppbv	Result ug/m3	Qualifier	Dilution	Batch
Acetone	67-64-1	58.10	2.50	5.94	148	351	E1	2	WG1025125
Allyl chloride	107-05-1	76.53	0.400	1.25	ND	ND		2	WG1025125
Benzene	71-43-2	78.10	0.400	1.28	13.6	43.5		2	WG1025125
Benzyl Chloride	100-44-7	127	0.400	2.08	ND	ND		2	WG1025125
Bromodichloromethane	75-27-4	164	0.400	2.68	ND	ND		2	WG1025125
Bromoform	75-25-2	253	1.20	12.4	ND	ND		2	WG1025125
Bromomethane	74-83-9	94.90	0.400	1.55	ND	ND		2	WG1025125
1,3-Butadiene	106-99-0	54.10	4.00	8.85	ND	ND		2	WG1025125
Carbon disulfide	75-15-0	76.10	0.400	1.24	ND	ND		2	WG1025125
Carbon tetrachloride	56-23-5	154	0.400	2.52	ND	ND		2	WG1025125
Chlorobenzene	108-90-7	113	0.400	1.85	ND	ND		2	WG1025125
Chloroethane	75-00-3	64.50	0.400	1.06	ND	ND		2	WG1025125
Chloroform	67-66-3	119	0.400	1.95	ND	ND		2	WG1025125
Chloromethane	74-87-3	50.50	0.400	0.826	ND	ND		2	WG1025125
2-Chlorotoluene	95-49-8	126	0.400	2.06	ND	ND		2	WG1025125
Cyclohexane	110-82-7	84.20	0.400	1.38	14.3	49.4		2	WG1025125
Dibromochloromethane	124-48-1	208	0.400	3.40	ND	ND		2	WG1025125
1,2-Dibromoethane	106-93-4	188	0.400	3.08	ND	ND		2	WG1025125
1,2-Dichlorobenzene	95-50-1	147	0.400	2.40	ND	ND		2	WG1025125
1,3-Dichlorobenzene	541-73-1	147	0.400	2.40	ND	ND		2	WG1025125
1,4-Dichlorobenzene	106-46-7	147	0.400	2.40	ND	ND	L1	2	WG1025125
1,2-Dichloroethane	107-06-2	99	0.400	1.62	ND	ND		2	WG1025125
1,1-Dichloroethane	75-34-3	98	0.400	1.60	ND	ND		2	WG1025125
1,1-Dichloroethene	75-35-4	96.90	0.400	1.59	ND	ND		2	WG1025125
cis-1,2-Dichloroethene	156-59-2	96.90	0.400	1.59	ND	ND		2	WG1025125
trans-1,2-Dichloroethene	156-60-5	96.90	0.400	1.59	ND	ND		2	WG1025125
1,2-Dichloropropane	78-87-5	113	0.400	1.85	ND	ND		2	WG1025125
cis-1,3-Dichloropropene	10061-01-5	111	0.400	1.82	ND	ND		2	WG1025125
trans-1,3-Dichloropropene	10061-02-6	111	0.400	1.82	ND	ND		2	WG1025125
1,4-Dioxane	123-91-1	88.10	0.400	1.44	ND	ND		2	WG1025125
Ethanol	64-17-5	46.10	1.26	2.38	44.9	84.7		2	WG1025125
Ethylbenzene	100-41-4	106	0.400	1.73	13.1	56.7		2	WG1025125
4-Ethyltoluene	622-96-8	120	0.400	1.96	4.84	23.7		2	WG1025125
Trichlorofluoromethane	75-69-4	137.40	0.400	2.25	ND	ND		2	WG1025125
Dichlorodifluoromethane	75-71-8	120.92	0.400	1.98	ND	ND		2	WG1025125
1,1,2-Trichlorotrifluoroethane	76-13-1	187.40	0.400	3.07	ND	ND		2	WG1025125
1,2-Dichlorotetrafluoroethane	76-14-2	171	0.400	2.80	ND	ND		2	WG1025125
Heptane	142-82-5	100	0.400	1.64	22.8	93.3		2	WG1025125
Hexachloro-1,3-butadiene	87-68-3	261	1.26	13.5	ND	ND		2	WG1025125
n-Hexane	110-54-3	86.20	0.400	1.41	26.3	92.9		2	WG1025125
Isopropylbenzene	98-82-8	120.20	0.400	1.97	0.618	3.04		2	WG1025125
Methylene Chloride	75-09-2	84.90	0.400	1.39	1.14	3.95		2	WG1025125
Methyl Butyl Ketone	591-78-6	100	2.50	10.2	ND	ND		2	WG1025125
2-Butanone (MEK)	78-93-3	72.10	2.50	7.37	11.4	33.7		2	WG1025125
4-Methyl-2-pentanone (MIBK)	108-10-1	100.10	2.50	10.2	ND	ND		2	WG1025125
Methyl methacrylate	80-62-6	100.12	0.400	1.64	ND	ND		2	WG1025125
MTBE	1634-04-4	88.10	0.400	1.44	ND	ND		2	WG1025125
Naphthalene	91-20-3	128	1.26	6.60	ND	ND		2	WG1025125
2-Propanol	67-63-0	60.10	2.50	6.15	ND	ND		2	WG1025125
Propene	115-07-1	42.10	0.800	1.38	8.26	14.2		2	WG1025125
Styrene	100-42-5	104	0.400	1.70	ND	ND		2	WG1025125
1,1,2,2-Tetrachloroethane	79-34-5	168	0.400	2.75	ND	ND		2	WG1025125
Tetrachloroethylene	127-18-4	166	0.400	2.72	15.7	107		2	WG1025125
Tetrahydrofuran	109-99-9	72.10	0.400	1.18	ND	ND		2	WG1025125
Toluene	108-88-3	92.10	0.400	1.51	100	378		2	WG1025125
1,2,4-Trichlorobenzene	120-82-1	181	1.26	9.33	ND	ND		2	WG1025125

Volatile Organic Compounds (MS) by Method TO-15

Analyte	CAS #	Mol. Wt.	RDL1 ppbv	RDL2 ug/m3	Result ppbv	Result ug/m3	Qualifier	Dilution	Batch
1,1,1-Trichloroethane	71-55-6	133	0.400	2.18	ND	ND		2	WG1025125
1,1,2-Trichloroethane	79-00-5	133	0.400	2.18	ND	ND		2	WG1025125
Trichloroethylene	79-01-6	131	0.400	2.14	ND	ND		2	WG1025125
1,2,4-Trimethylbenzene	95-63-6	120	0.400	1.96	5.68	27.9		2	WG1025125
1,3,5-Trimethylbenzene	108-67-8	120	0.400	1.96	2.15	10.6		2	WG1025125
2,2,4-Trimethylpentane	540-84-1	114.22	0.400	1.87	52.5	245		2	WG1025125
Vinyl chloride	75-01-4	62.50	0.400	1.02	ND	ND		2	WG1025125
Vinyl Bromide	593-60-2	106.95	0.400	1.75	ND	ND		2	WG1025125
Vinyl acetate	108-05-4	86.10	0.400	1.41	ND	ND		2	WG1025125
m&p-Xylene	1330-20-7	106	0.800	3.47	32.2	140		2	WG1025125
o-Xylene	95-47-6	106	0.400	1.73	11.2	48.4		2	WG1025125
1,1-Difluoroethane	75-37-6	66.05	0.400	1.08	ND	ND		2	WG1025125
(S) 1,4-Bromofluorobenzene	*460-00-4*	*175*	*60.0-140*		*100*				WG1025125

Volatile Organic Compounds (MS) by Method TO-15

Analyte	CAS #	Mol. Wt.	RDL1 ppbv	RDL2 ug/m3	Result ppbv	Result ug/m3	Qualifier	Dilution	Batch
Acetone	67-64-1	58.10	2.50	5.94	235	557	E1	2	WG1025125
Allyl chloride	107-05-1	76.53	0.400	1.25	ND	ND		2	WG1025125
Benzene	71-43-2	78.10	0.400	1.28	31.0	99.1		2	WG1025125
Benzyl Chloride	100-44-7	127	0.400	2.08	ND	ND		2	WG1025125
Bromodichloromethane	75-27-4	164	0.400	2.68	ND	ND		2	WG1025125
Bromoform	75-25-2	253	1.20	12.4	ND	ND		2	WG1025125
Bromomethane	74-83-9	94.90	0.400	1.55	ND	ND		2	WG1025125
1,3-Butadiene	106-99-0	54.10	4.00	8.85	ND	ND		2	WG1025125
Carbon disulfide	75-15-0	76.10	0.400	1.24	0.504	1.57		2	WG1025125
Carbon tetrachloride	56-23-5	154	0.400	2.52	ND	ND		2	WG1025125
Chlorobenzene	108-90-7	113	0.400	1.85	ND	ND		2	WG1025125
Chloroethane	75-00-3	64.50	0.400	1.06	ND	ND		2	WG1025125
Chloroform	67-66-3	119	0.400	1.95	ND	ND		2	WG1025125
Chloromethane	74-87-3	50.50	0.400	0.826	ND	ND		2	WG1025125
2-Chlorotoluene	95-49-8	126	0.400	2.06	ND	ND		2	WG1025125
Cyclohexane	110-82-7	84.20	0.400	1.38	44.4	153		2	WG1025125
Dibromochloromethane	124-48-1	208	0.400	3.40	ND	ND		2	WG1025125
1,2-Dibromoethane	106-93-4	188	0.400	3.08	ND	ND		2	WG1025125
1,2-Dichlorobenzene	95-50-1	147	0.400	2.40	ND	ND		2	WG1025125
1,3-Dichlorobenzene	541-73-1	147	0.400	2.40	ND	ND		2	WG1025125
1,4-Dichlorobenzene	106-46-7	147	0.400	2.40	ND	ND	L1	2	WG1025125
1,2-Dichloroethane	107-06-2	99	0.400	1.62	ND	ND		2	WG1025125
1,1-Dichloroethane	75-34-3	98	0.400	1.60	ND	ND		2	WG1025125
1,1-Dichloroethene	75-35-4	96.90	0.400	1.59	ND	ND		2	WG1025125
cis-1,2-Dichloroethene	156-59-2	96.90	0.400	1.59	ND	ND		2	WG1025125
trans-1,2-Dichloroethene	156-60-5	96.90	0.400	1.59	ND	ND		2	WG1025125
1,2-Dichloropropane	78-87-5	113	0.400	1.85	ND	ND		2	WG1025125
cis-1,3-Dichloropropene	10061-01-5	111	0.400	1.82	ND	ND		2	WG1025125
trans-1,3-Dichloropropene	10061-02-6	111	0.400	1.82	ND	ND		2	WG1025125
1,4-Dioxane	123-91-1	88.10	0.400	1.44	ND	ND		2	WG1025125
Ethanol	64-17-5	46.10	1.26	2.38	282	532	E1	2	WG1025125
Ethylbenzene	100-41-4	106	0.400	1.73	28.7	124		2	WG1025125
4-Ethyltoluene	622-96-8	120	0.400	1.96	11.2	55.1		2	WG1025125
Trichlorofluoromethane	75-69-4	137.40	0.400	2.25	ND	ND		2	WG1025125
Dichlorodifluoromethane	75-71-8	120.92	0.400	1.98	ND	ND		2	WG1025125
1,1,2-Trichlorotrifluoroethane	76-13-1	187.40	0.400	3.07	ND	ND		2	WG1025125
1,2-Dichlorotetrafluoroethane	76-14-2	171	0.400	2.80	ND	ND		2	WG1025125
Heptane	142-82-5	100	0.400	1.64	53.5	219		2	WG1025125
Hexachloro-1,3-butadiene	87-68-3	261	1.26	13.5	ND	ND		2	WG1025125
n-Hexane	110-54-3	86.20	0.400	1.41	72.4	255		2	WG1025125
Isopropylbenzene	98-82-8	120.20	0.400	1.97	1.36	6.67		2	WG1025125
Methylene Chloride	75-09-2	84.90	0.400	1.39	1.69	5.88		2	WG1025125
Methyl Butyl Ketone	591-78-6	100	2.50	10.2	3.21	13.1		2	WG1025125
2-Butanone (MEK)	78-93-3	72.10	2.50	7.37	14.5	42.7		2	WG1025125
4-Methyl-2-pentanone (MIBK)	108-10-1	100.10	2.50	10.2	4.07	16.6		2	WG1025125
Methyl methacrylate	80-62-6	100.12	0.400	1.64	ND	ND		2	WG1025125
MTBE	1634-04-4	88.10	0.400	1.44	ND	ND		2	WG1025125
Naphthalene	91-20-3	128	1.26	6.60	ND	ND		2	WG1025125
2-Propanol	67-63-0	60.10	2.50	6.15	ND	ND		2	WG1025125
Propene	115-07-1	42.10	0.800	1.38	15.5	26.6		2	WG1025125
Styrene	100-42-5	104	0.400	1.70	ND	ND		2	WG1025125
1,1,2,2-Tetrachloroethane	79-34-5	168	0.400	2.75	ND	ND		2	WG1025125
Tetrachloroethylene	127-18-4	166	0.400	2.72	31.1	211		2	WG1025125
Tetrahydrofuran	109-99-9	72.10	0.400	1.18	ND	ND		2	WG1025125
Toluene	108-88-3	92.10	0.400	1.51	176	663	E1	2	WG1025125
1,2,4-Trichlorobenzene	120-82-1	181	1.26	9.33	ND	ND		2	WG1025125

Volatile Organic Compounds (MS) by Method TO-15

Analyte	CAS #	Mol. Wt.	RDL1 ppbv	RDL2 ug/m3	Result ppbv	Result ug/m3	Qualifier	Dilution	Batch
1,1,1-Trichloroethane	71-55-6	133	0.400	2.18	ND	ND		2	WG1025125
1,1,2-Trichloroethane	79-00-5	133	0.400	2.18	ND	ND		2	WG1025125
Trichloroethylene	79-01-6	131	0.400	2.14	ND	ND		2	WG1025125
1,2,4-Trimethylbenzene	95-63-6	120	0.400	1.96	12.0	59.0		2	WG1025125
1,3,5-Trimethylbenzene	108-67-8	120	0.400	1.96	3.93	19.3		2	WG1025125
2,2,4-Trimethylpentane	540-84-1	114.22	0.400	1.87	122	569	E1	2	WG1025125
Vinyl chloride	75-01-4	62.50	0.400	1.02	ND	ND		2	WG1025125
Vinyl Bromide	593-60-2	106.95	0.400	1.75	ND	ND		2	WG1025125
Vinyl acetate	108-05-4	86.10	0.400	1.41	ND	ND		2	WG1025125
m&p-Xylene	1330-20-7	106	0.800	3.47	65.6	284		2	WG1025125
o-Xylene	95-47-6	106	0.400	1.73	25.5	111		2	WG1025125
1,1-Difluoroethane	75-37-6	66.05	0.400	1.08	1.74	4.69		2	WG1025125
(S) 1,4-Bromofluorobenzene	*460-00-4*	*175*	*60.0-140*		*101*				WG1025125

Volatile Organic Compounds (MS) by Method TO-15

Analyte	CAS #	Mol. Wt.	RDL1 ppbv	RDL2 ug/m3	Result ppbv	Result ug/m3	Qualifier	Dilution	Batch
Acetone	67-64-1	58.10	2.50	5.94	34.7	82.4		2	WG1025125
Allyl chloride	107-05-1	76.53	0.400	1.25	ND	ND		2	WG1025125
Benzene	71-43-2	78.10	0.400	1.28	2.81	8.98		2	WG1025125
Benzyl Chloride	100-44-7	127	0.400	2.08	ND	ND		2	WG1025125
Bromodichloromethane	75-27-4	164	0.400	2.68	ND	ND		2	WG1025125
Bromoform	75-25-2	253	1.20	12.4	ND	ND		2	WG1025125
Bromomethane	74-83-9	94.90	0.400	1.55	ND	ND		2	WG1025125
1,3-Butadiene	106-99-0	54.10	4.00	8.85	ND	ND		2	WG1025125
Carbon disulfide	75-15-0	76.10	0.400	1.24	0.673	2.09		2	WG1025125
Carbon tetrachloride	56-23-5	154	0.400	2.52	ND	ND		2	WG1025125
Chlorobenzene	108-90-7	113	0.400	1.85	ND	ND		2	WG1025125
Chloroethane	75-00-3	64.50	0.400	1.06	ND	ND		2	WG1025125
Chloroform	67-66-3	119	0.400	1.95	ND	ND		2	WG1025125
Chloromethane	74-87-3	50.50	0.400	0.826	0.442	0.913		2	WG1025125
2-Chlorotoluene	95-49-8	126	0.400	2.06	ND	ND		2	WG1025125
Cyclohexane	110-82-7	84.20	0.400	1.38	2.32	7.99		2	WG1025125
Dibromochloromethane	124-48-1	208	0.400	3.40	ND	ND		2	WG1025125
1,2-Dibromoethane	106-93-4	188	0.400	3.08	ND	ND		2	WG1025125
1,2-Dichlorobenzene	95-50-1	147	0.400	2.40	ND	ND		2	WG1025125
1,3-Dichlorobenzene	541-73-1	147	0.400	2.40	ND	ND		2	WG1025125
1,4-Dichlorobenzene	106-46-7	147	0.400	2.40	ND	ND	L1	2	WG1025125
1,2-Dichloroethane	107-06-2	99	0.400	1.62	ND	ND		2	WG1025125
1,1-Dichloroethane	75-34-3	98	0.400	1.60	ND	ND		2	WG1025125
1,1-Dichloroethene	75-35-4	96.90	0.400	1.59	ND	ND		2	WG1025125
cis-1,2-Dichloroethene	156-59-2	96.90	0.400	1.59	ND	ND		2	WG1025125
trans-1,2-Dichloroethene	156-60-5	96.90	0.400	1.59	ND	ND		2	WG1025125
1,2-Dichloropropane	78-87-5	113	0.400	1.85	ND	ND		2	WG1025125
cis-1,3-Dichloropropene	10061-01-5	111	0.400	1.82	ND	ND		2	WG1025125
trans-1,3-Dichloropropene	10061-02-6	111	0.400	1.82	ND	ND		2	WG1025125
1,4-Dioxane	123-91-1	88.10	0.400	1.44	ND	ND		2	WG1025125
Ethanol	64-17-5	46.10	1.26	2.38	27.5	51.9		2	WG1025125
Ethylbenzene	100-41-4	106	0.400	1.73	7.37	32.0		2	WG1025125
4-Ethyltoluene	622-96-8	120	0.400	1.96	5.27	25.8		2	WG1025125
Trichlorofluoromethane	75-69-4	137.40	0.400	2.25	ND	ND		2	WG1025125
Dichlorodifluoromethane	75-71-8	120.92	0.400	1.98	0.431	2.13		2	WG1025125
1,1,2-Trichlorotrifluoroethane	76-13-1	187.40	0.400	3.07	ND	ND		2	WG1025125
1,2-Dichlorotetrafluoroethane	76-14-2	171	0.400	2.80	ND	ND		2	WG1025125
Heptane	142-82-5	100	0.400	1.64	3.00	12.3		2	WG1025125
Hexachloro-1,3-butadiene	87-68-3	261	1.26	13.5	ND	ND		2	WG1025125
n-Hexane	110-54-3	86.20	0.400	1.41	2.39	8.44		2	WG1025125
Isopropylbenzene	98-82-8	120.20	0.400	1.97	0.475	2.34		2	WG1025125
Methylene Chloride	75-09-2	84.90	0.400	1.39	1.61	5.59		2	WG1025125
Methyl Butyl Ketone	591-78-6	100	2.50	10.2	ND	ND		2	WG1025125
2-Butanone (MEK)	78-93-3	72.10	2.50	7.37	4.80	14.1		2	WG1025125
4-Methyl-2-pentanone (MIBK)	108-10-1	100.10	2.50	10.2	ND	ND		2	WG1025125
Methyl methacrylate	80-62-6	100.12	0.400	1.64	ND	ND		2	WG1025125
MTBE	1634-04-4	88.10	0.400	1.44	ND	ND		2	WG1025125
Naphthalene	91-20-3	128	1.26	6.60	ND	ND		2	WG1025125
2-Propanol	67-63-0	60.10	2.50	6.15	ND	ND		2	WG1025125
Propene	115-07-1	42.10	0.800	1.38	3.96	6.82		2	WG1025125
Styrene	100-42-5	104	0.400	1.70	ND	ND		2	WG1025125
1,1,2,2-Tetrachloroethane	79-34-5	168	0.400	2.75	ND	ND		2	WG1025125
Tetrachloroethylene	127-18-4	166	0.400	2.72	6.61	44.9		2	WG1025125
Tetrahydrofuran	109-99-9	72.10	0.400	1.18	ND	ND		2	WG1025125
Toluene	108-88-3	92.10	0.400	1.51	32.9	124		2	WG1025125
1,2,4-Trichlorobenzene	120-82-1	181	1.26	9.33	ND	ND		2	WG1025125

Volatile Organic Compounds (MS) by Method TO-15

Analyte	CAS #	Mol. Wt.	RDL1 ppbv	RDL2 ug/m3	Result ppbv	Result ug/m3	Qualifier	Dilution	Batch
1,1,1-Trichloroethane	71-55-6	133	0.400	2.18	ND	ND		2	WG1025125
1,1,2-Trichloroethane	79-00-5	133	0.400	2.18	ND	ND		2	WG1025125
Trichloroethylene	79-01-6	131	0.400	2.14	ND	ND		2	WG1025125
1,2,4-Trimethylbenzene	95-63-6	120	0.400	1.96	4.81	23.6		2	WG1025125
1,3,5-Trimethylbenzene	108-67-8	120	0.400	1.96	1.90	9.32		2	WG1025125
2,2,4-Trimethylpentane	540-84-1	114.22	0.400	1.87	3.22	15.0		2	WG1025125
Vinyl chloride	75-01-4	62.50	0.400	1.02	ND	ND		2	WG1025125
Vinyl Bromide	593-60-2	106.95	0.400	1.75	ND	ND		2	WG1025125
Vinyl acetate	108-05-4	86.10	0.400	1.41	ND	ND		2	WG1025125
m&p-Xylene	1330-20-7	106	0.800	3.47	25.0	109		2	WG1025125
o-Xylene	95-47-6	106	0.400	1.73	9.93	43.1		2	WG1025125
1,1-Difluoroethane	75-37-6	66.05	0.400	1.08	0.469	1.27		2	WG1025125
(S) 1,4-Bromofluorobenzene	*460-00-4*	*175*	*60.0-140*		*99.9*				WG1025125

Volatile Organic Compounds (MS) by Method TO-15

Analyte	CAS #	Mol. Wt.	RDL1 ppbv	RDL2 ug/m3	Result ppbv	Result ug/m3	Qualifier	Dilution	Batch
Acetone	67-64-1	58.10	2.50	5.94	22.4	53.2		2	WG1025125
Allyl chloride	107-05-1	76.53	0.400	1.25	ND	ND		2	WG1025125
Benzene	71-43-2	78.10	0.400	1.28	2.23	7.14		2	WG1025125
Benzyl Chloride	100-44-7	127	0.400	2.08	ND	ND		2	WG1025125
Bromodichloromethane	75-27-4	164	0.400	2.68	ND	ND		2	WG1025125
Bromoform	75-25-2	253	1.20	12.4	ND	ND		2	WG1025125
Bromomethane	74-83-9	94.90	0.400	1.55	ND	ND		2	WG1025125
1,3-Butadiene	106-99-0	54.10	4.00	8.85	5.08	11.2		2	WG1025125
Carbon disulfide	75-15-0	76.10	0.400	1.24	1.68	5.24		2	WG1025125
Carbon tetrachloride	56-23-5	154	0.400	2.52	ND	ND		2	WG1025125
Chlorobenzene	108-90-7	113	0.400	1.85	ND	ND		2	WG1025125
Chloroethane	75-00-3	64.50	0.400	1.06	ND	ND		2	WG1025125
Chloroform	67-66-3	119	0.400	1.95	ND	ND		2	WG1025125
Chloromethane	74-87-3	50.50	0.400	0.826	0.466	0.962		2	WG1025125
2-Chlorotoluene	95-49-8	126	0.400	2.06	ND	ND		2	WG1025125
Cyclohexane	110-82-7	84.20	0.400	1.38	ND	ND		2	WG1025125
Dibromochloromethane	124-48-1	208	0.400	3.40	ND	ND		2	WG1025125
1,2-Dibromoethane	106-93-4	188	0.400	3.08	ND	ND		2	WG1025125
1,2-Dichlorobenzene	95-50-1	147	0.400	2.40	ND	ND		2	WG1025125
1,3-Dichlorobenzene	541-73-1	147	0.400	2.40	ND	ND		2	WG1025125
1,4-Dichlorobenzene	106-46-7	147	0.400	2.40	ND	ND	L1	2	WG1025125
1,2-Dichloroethane	107-06-2	99	0.400	1.62	ND	ND		2	WG1025125
1,1-Dichloroethane	75-34-3	98	0.400	1.60	ND	ND		2	WG1025125
1,1-Dichloroethene	75-35-4	96.90	0.400	1.59	ND	ND		2	WG1025125
cis-1,2-Dichloroethene	156-59-2	96.90	0.400	1.59	ND	ND		2	WG1025125
trans-1,2-Dichloroethene	156-60-5	96.90	0.400	1.59	ND	ND		2	WG1025125
1,2-Dichloropropane	78-87-5	113	0.400	1.85	ND	ND		2	WG1025125
cis-1,3-Dichloropropene	10061-01-5	111	0.400	1.82	ND	ND		2	WG1025125
trans-1,3-Dichloropropene	10061-02-6	111	0.400	1.82	ND	ND		2	WG1025125
1,4-Dioxane	123-91-1	88.10	0.400	1.44	ND	ND		2	WG1025125
Ethanol	64-17-5	46.10	1.26	2.38	13.2	24.8		2	WG1025125
Ethylbenzene	100-41-4	106	0.400	1.73	0.754	3.27		2	WG1025125
4-Ethyltoluene	622-96-8	120	0.400	1.96	0.789	3.87		2	WG1025125
Trichlorofluoromethane	75-69-4	137.40	0.400	2.25	ND	ND		2	WG1025125
Dichlorodifluoromethane	75-71-8	120.92	0.400	1.98	ND	ND		2	WG1025125
1,1,2-Trichlorotrifluoroethane	76-13-1	187.40	0.400	3.07	ND	ND		2	WG1025125
1,2-Dichlorotetrafluoroethane	76-14-2	171	0.400	2.80	ND	ND		2	WG1025125
Heptane	142-82-5	100	0.400	1.64	1.48	6.06		2	WG1025125
Hexachloro-1,3-butadiene	87-68-3	261	1.26	13.5	ND	ND		2	WG1025125
n-Hexane	110-54-3	86.20	0.400	1.41	2.57	9.08		2	WG1025125
Isopropylbenzene	98-82-8	120.20	0.400	1.97	ND	ND		2	WG1025125
Methylene Chloride	75-09-2	84.90	0.400	1.39	0.621	2.16		2	WG1025125
Methyl Butyl Ketone	591-78-6	100	2.50	10.2	ND	ND		2	WG1025125
2-Butanone (MEK)	78-93-3	72.10	2.50	7.37	7.01	20.7		2	WG1025125
4-Methyl-2-pentanone (MIBK)	108-10-1	100.10	2.50	10.2	ND	ND		2	WG1025125
Methyl methacrylate	80-62-6	100.12	0.400	1.64	ND	ND		2	WG1025125
MTBE	1634-04-4	88.10	0.400	1.44	ND	ND		2	WG1025125
Naphthalene	91-20-3	128	1.26	6.60	ND	ND		2	WG1025125
2-Propanol	67-63-0	60.10	2.50	6.15	ND	ND		2	WG1025125
Propene	115-07-1	42.10	0.800	1.38	71.0	122		2	WG1025125
Styrene	100-42-5	104	0.400	1.70	ND	ND		2	WG1025125
1,1,2,2-Tetrachloroethane	79-34-5	168	0.400	2.75	ND	ND		2	WG1025125
Tetrachloroethylene	127-18-4	166	5.00	33.9	609	4130		25	WG1025547
Tetrahydrofuran	109-99-9	72.10	0.400	1.18	ND	ND		2	WG1025125
Toluene	108-88-3	92.10	0.400	1.51	3.01	11.4		2	WG1025125
1,2,4-Trichlorobenzene	120-82-1	181	1.26	9.33	ND	ND		2	WG1025125

Volatile Organic Compounds (MS) by Method TO-15

Analyte	CAS #	Mol. Wt.	RDL1 ppbv	RDL2 ug/m3	Result ppbv	Result ug/m3	Qualifier	Dilution	Batch
1,1,1-Trichloroethane	71-55-6	133	0.400	2.18	ND	ND		2	WG1025125
1,1,2-Trichloroethane	79-00-5	133	0.400	2.18	ND	ND		2	WG1025125
Trichloroethylene	79-01-6	131	0.400	2.14	ND	ND		2	WG1025125
1,2,4-Trimethylbenzene	95-63-6	120	0.400	1.96	1.06	5.20		2	WG1025125
1,3,5-Trimethylbenzene	108-67-8	120	0.400	1.96	ND	ND		2	WG1025125
2,2,4-Trimethylpentane	540-84-1	114.22	0.400	1.87	ND	ND		2	WG1025125
Vinyl chloride	75-01-4	62.50	0.400	1.02	ND	ND		2	WG1025125
Vinyl Bromide	593-60-2	106.95	0.400	1.75	ND	ND		2	WG1025125
Vinyl acetate	108-05-4	86.10	0.400	1.41	ND	ND		2	WG1025125
m&p-Xylene	1330-20-7	106	0.800	3.47	1.84	7.97		2	WG1025125
o-Xylene	95-47-6	106	0.400	1.73	0.758	3.29		2	WG1025125
1,1-Difluoroethane	75-37-6	66.05	0.400	1.08	ND	ND		2	WG1025125
(S) 1,4-Bromofluorobenzene	*460-00-4*	*175*	*60.0-140*		*97.8*				WG1025547
(S) 1,4-Bromofluorobenzene	*460-00-4*	*175*	*60.0-140*		*101*				WG1025125

Volatile Organic Compounds (MS) by Method TO-15

Analyte	CAS #	Mol. Wt.	RDL1 ppbv	RDL2 ug/m3	Result ppbv	Result ug/m3	Qualifier	Dilution	Batch
Acetone	67-64-1	58.10	2.50	5.94	10.4	24.6		2	WG1025125
Allyl chloride	107-05-1	76.53	0.400	1.25	ND	ND		2	WG1025125
Benzene	71-43-2	78.10	0.400	1.28	ND	ND		2	WG1025125
Benzyl Chloride	100-44-7	127	0.400	2.08	ND	ND		2	WG1025125
Bromodichloromethane	75-27-4	164	0.400	2.68	ND	ND		2	WG1025125
Bromoform	75-25-2	253	1.20	12.4	ND	ND		2	WG1025125
Bromomethane	74-83-9	94.90	0.400	1.55	ND	ND		2	WG1025125
1,3-Butadiene	106-99-0	54.10	4.00	8.85	ND	ND		2	WG1025125
Carbon disulfide	75-15-0	76.10	0.400	1.24	ND	ND		2	WG1025125
Carbon tetrachloride	56-23-5	154	0.400	2.52	ND	ND		2	WG1025125
Chlorobenzene	108-90-7	113	0.400	1.85	ND	ND		2	WG1025125
Chloroethane	75-00-3	64.50	0.400	1.06	ND	ND		2	WG1025125
Chloroform	67-66-3	119	0.400	1.95	ND	ND		2	WG1025125
Chloromethane	74-87-3	50.50	0.400	0.826	ND	ND		2	WG1025125
2-Chlorotoluene	95-49-8	126	0.400	2.06	ND	ND		2	WG1025125
Cyclohexane	110-82-7	84.20	0.400	1.38	ND	ND		2	WG1025125
Dibromochloromethane	124-48-1	208	0.400	3.40	ND	ND		2	WG1025125
1,2-Dibromoethane	106-93-4	188	0.400	3.08	ND	ND		2	WG1025125
1,2-Dichlorobenzene	95-50-1	147	0.400	2.40	ND	ND		2	WG1025125
1,3-Dichlorobenzene	541-73-1	147	0.400	2.40	ND	ND		2	WG1025125
1,4-Dichlorobenzene	106-46-7	147	0.400	2.40	ND	ND	L1	2	WG1025125
1,2-Dichloroethane	107-06-2	99	0.400	1.62	ND	ND		2	WG1025125
1,1-Dichloroethane	75-34-3	98	0.400	1.60	ND	ND		2	WG1025125
1,1-Dichloroethene	75-35-4	96.90	0.400	1.59	ND	ND		2	WG1025125
cis-1,2-Dichloroethene	156-59-2	96.90	0.400	1.59	ND	ND		2	WG1025125
trans-1,2-Dichloroethene	156-60-5	96.90	0.400	1.59	ND	ND		2	WG1025125
1,2-Dichloropropane	78-87-5	113	0.400	1.85	ND	ND		2	WG1025125
cis-1,3-Dichloropropene	10061-01-5	111	0.400	1.82	ND	ND		2	WG1025125
trans-1,3-Dichloropropene	10061-02-6	111	0.400	1.82	ND	ND		2	WG1025125
1,4-Dioxane	123-91-1	88.10	0.400	1.44	ND	ND		2	WG1025125
Ethanol	64-17-5	46.10	1.26	2.38	8.50	16.0		2	WG1025125
Ethylbenzene	100-41-4	106	0.400	1.73	1.04	4.51		2	WG1025125
4-Ethyltoluene	622-96-8	120	0.400	1.96	3.69	18.1		2	WG1025125
Trichlorofluoromethane	75-69-4	137.40	0.400	2.25	ND	ND		2	WG1025125
Dichlorodifluoromethane	75-71-8	120.92	0.400	1.98	ND	ND		2	WG1025125
1,1,2-Trichlorotrifluoroethane	76-13-1	187.40	0.400	3.07	ND	ND		2	WG1025125
1,2-Dichlorotetrafluoroethane	76-14-2	171	0.400	2.80	ND	ND		2	WG1025125
Heptane	142-82-5	100	0.400	1.64	ND	ND		2	WG1025125
Hexachloro-1,3-butadiene	87-68-3	261	1.26	13.5	ND	ND		2	WG1025125
n-Hexane	110-54-3	86.20	0.400	1.41	ND	ND		2	WG1025125
Isopropylbenzene	98-82-8	120.20	0.400	1.97	ND	ND		2	WG1025125
Methylene Chloride	75-09-2	84.90	0.400	1.39	ND	ND		2	WG1025125
Methyl Butyl Ketone	591-78-6	100	2.50	10.2	ND	ND		2	WG1025125
2-Butanone (MEK)	78-93-3	72.10	2.50	7.37	5.07	14.9		2	WG1025125
4-Methyl-2-pentanone (MIBK)	108-10-1	100.10	2.50	10.2	ND	ND		2	WG1025125
Methyl methacrylate	80-62-6	100.12	0.400	1.64	ND	ND		2	WG1025125
MTBE	1634-04-4	88.10	0.400	1.44	ND	ND		2	WG1025125
Naphthalene	91-20-3	128	1.26	6.60	ND	ND		2	WG1025125
2-Propanol	67-63-0	60.10	2.50	6.15	ND	ND		2	WG1025125
Propene	115-07-1	42.10	0.800	1.38	4.16	7.15		2	WG1025125
Styrene	100-42-5	104	0.400	1.70	ND	ND		2	WG1025125
1,1,2,2-Tetrachloroethane	79-34-5	168	0.400	2.75	ND	ND		2	WG1025125
Tetrachloroethylene	127-18-4	166	5.00	33.9	224	1520		25	WG1025547
Tetrahydrofuran	109-99-9	72.10	0.400	1.18	ND	ND		2	WG1025125
Toluene	108-88-3	92.10	0.400	1.51	1.45	5.48		2	WG1025125
1,2,4-Trichlorobenzene	120-82-1	181	1.26	9.33	ND	ND		2	WG1025125

Volatile Organic Compounds (MS) by Method TO-15

Analyte	CAS #	Mol. Wt.	RDL1 ppbv	RDL2 ug/m3	Result ppbv	Result ug/m3	Qualifier	Dilution	Batch
1,1,1-Trichloroethane	71-55-6	133	0.400	2.18	ND	ND		2	WG1025125
1,1,2-Trichloroethane	79-00-5	133	0.400	2.18	ND	ND		2	WG1025125
Trichloroethylene	79-01-6	131	0.400	2.14	ND	ND		2	WG1025125
1,2,4-Trimethylbenzene	95-63-6	120	0.400	1.96	6.93	34.0		2	WG1025125
1,3,5-Trimethylbenzene	108-67-8	120	0.400	1.96	2.04	10.0		2	WG1025125
2,2,4-Trimethylpentane	540-84-1	114.22	0.400	1.87	ND	ND		2	WG1025125
Vinyl chloride	75-01-4	62.50	0.400	1.02	ND	ND		2	WG1025125
Vinyl Bromide	593-60-2	106.95	0.400	1.75	ND	ND		2	WG1025125
Vinyl acetate	108-05-4	86.10	0.400	1.41	ND	ND		2	WG1025125
m&p-Xylene	1330-20-7	106	0.800	3.47	5.17	22.4		2	WG1025125
o-Xylene	95-47-6	106	0.400	1.73	2.83	12.3		2	WG1025125
1,1-Difluoroethane	75-37-6	66.05	0.400	1.08	ND	ND		2	WG1025125
(S) 1,4-Bromofluorobenzene	*460-00-4*	*175*	*60.0-140*		*97.5*				WG1025547
(S) 1,4-Bromofluorobenzene	*460-00-4*	*175*	*60.0-140*		*101*				WG1025125

Volatile Organic Compounds (MS) by Method TO-15

Analyte	CAS #	Mol. Wt.	RDL1 ppbv	RDL2 ug/m3	Result ppbv	Result ug/m3	Qualifier	Dilution	Batch
Acetone	67-64-1	58.10	2.50	5.94	13.2	31.5		2	WG1025125
Allyl chloride	107-05-1	76.53	0.400	1.25	ND	ND		2	WG1025125
Benzene	71-43-2	78.10	0.400	1.28	2.62	8.35		2	WG1025125
Benzyl Chloride	100-44-7	127	0.400	2.08	ND	ND		2	WG1025125
Bromodichloromethane	75-27-4	164	0.400	2.68	ND	ND		2	WG1025125
Bromoform	75-25-2	253	1.20	12.4	ND	ND		2	WG1025125
Bromomethane	74-83-9	94.90	0.400	1.55	ND	ND		2	WG1025125
1,3-Butadiene	106-99-0	54.10	4.00	8.85	7.18	15.9		2	WG1025125
Carbon disulfide	75-15-0	76.10	0.400	1.24	7.06	22.0		2	WG1025125
Carbon tetrachloride	56-23-5	154	0.400	2.52	ND	ND		2	WG1025125
Chlorobenzene	108-90-7	113	0.400	1.85	ND	ND		2	WG1025125
Chloroethane	75-00-3	64.50	0.400	1.06	ND	ND		2	WG1025125
Chloroform	67-66-3	119	0.400	1.95	ND	ND		2	WG1025125
Chloromethane	74-87-3	50.50	0.400	0.826	ND	ND		2	WG1025125
2-Chlorotoluene	95-49-8	126	0.400	2.06	ND	ND		2	WG1025125
Cyclohexane	110-82-7	84.20	0.400	1.38	0.531	1.83		2	WG1025125
Dibromochloromethane	124-48-1	208	0.400	3.40	ND	ND		2	WG1025125
1,2-Dibromoethane	106-93-4	188	0.400	3.08	ND	ND		2	WG1025125
1,2-Dichlorobenzene	95-50-1	147	0.400	2.40	ND	ND		2	WG1025125
1,3-Dichlorobenzene	541-73-1	147	0.400	2.40	ND	ND		2	WG1025125
1,4-Dichlorobenzene	106-46-7	147	0.400	2.40	ND	ND	L1	2	WG1025125
1,2-Dichloroethane	107-06-2	99	0.400	1.62	ND	ND		2	WG1025125
1,1-Dichloroethane	75-34-3	98	0.400	1.60	ND	ND		2	WG1025125
1,1-Dichloroethene	75-35-4	96.90	0.400	1.59	ND	ND		2	WG1025125
cis-1,2-Dichloroethene	156-59-2	96.90	0.400	1.59	ND	ND		2	WG1025125
trans-1,2-Dichloroethene	156-60-5	96.90	0.400	1.59	ND	ND		2	WG1025125
1,2-Dichloropropane	78-87-5	113	0.400	1.85	ND	ND		2	WG1025125
cis-1,3-Dichloropropene	10061-01-5	111	0.400	1.82	ND	ND		2	WG1025125
trans-1,3-Dichloropropene	10061-02-6	111	0.400	1.82	ND	ND		2	WG1025125
1,4-Dioxane	123-91-1	88.10	0.400	1.44	ND	ND		2	WG1025125
Ethanol	64-17-5	46.10	1.26	2.38	18.6	35.1		2	WG1025125
Ethylbenzene	100-41-4	106	0.400	1.73	1.23	5.33		2	WG1025125
4-Ethyltoluene	622-96-8	120	0.400	1.96	2.45	12.0		2	WG1025125
Trichlorofluoromethane	75-69-4	137.40	0.400	2.25	ND	ND		2	WG1025125
Dichlorodifluoromethane	75-71-8	120.92	0.400	1.98	ND	ND		2	WG1025125
1,1,2-Trichlorotrifluoroethane	76-13-1	187.40	0.400	3.07	ND	ND		2	WG1025125
1,2-Dichlorotetrafluoroethane	76-14-2	171	0.400	2.80	ND	ND		2	WG1025125
Heptane	142-82-5	100	0.400	1.64	1.41	5.78		2	WG1025125
Hexachloro-1,3-butadiene	87-68-3	261	1.26	13.5	ND	ND		2	WG1025125
n-Hexane	110-54-3	86.20	0.400	1.41	3.12	11.0		2	WG1025125
Isopropylbenzene	98-82-8	120.20	0.400	1.97	ND	ND		2	WG1025125
Methylene Chloride	75-09-2	84.90	0.400	1.39	ND	ND		2	WG1025125
Methyl Butyl Ketone	591-78-6	100	2.50	10.2	ND	ND		2	WG1025125
2-Butanone (MEK)	78-93-3	72.10	2.50	7.37	4.93	14.5		2	WG1025125
4-Methyl-2-pentanone (MIBK)	108-10-1	100.10	2.50	10.2	ND	ND		2	WG1025125
Methyl methacrylate	80-62-6	100.12	0.400	1.64	ND	ND		2	WG1025125
MTBE	1634-04-4	88.10	0.400	1.44	ND	ND		2	WG1025125
Naphthalene	91-20-3	128	1.26	6.60	ND	ND		2	WG1025125
2-Propanol	67-63-0	60.10	2.50	6.15	ND	ND		2	WG1025125
Propene	115-07-1	42.10	10.0	17.2	164	282		25	WG1025547
Styrene	100-42-5	104	0.400	1.70	ND	ND		2	WG1025125
1,1,2,2-Tetrachloroethane	79-34-5	168	0.400	2.75	ND	ND		2	WG1025125
Tetrachloroethylene	127-18-4	166	5.00	33.9	254	1720		25	WG1025547
Tetrahydrofuran	109-99-9	72.10	0.400	1.18	ND	ND		2	WG1025125
Toluene	108-88-3	92.10	0.400	1.51	4.22	15.9		2	WG1025125
1,2,4-Trichlorobenzene	120-82-1	181	1.26	9.33	ND	ND		2	WG1025125

Volatile Organic Compounds (MS) by Method TO-15

Analyte	CAS #	Mol. Wt.	RDL1 ppbv	RDL2 ug/m3	Result ppbv	Result ug/m3	Qualifier	Dilution	Batch
1,1,1-Trichloroethane	71-55-6	133	0.400	2.18	ND	ND		2	WG1025125
1,1,2-Trichloroethane	79-00-5	133	0.400	2.18	ND	ND		2	WG1025125
Trichloroethylene	79-01-6	131	0.400	2.14	ND	ND		2	WG1025125
1,2,4-Trimethylbenzene	95-63-6	120	0.400	1.96	4.49	22.0		2	WG1025125
1,3,5-Trimethylbenzene	108-67-8	120	0.400	1.96	1.32	6.49		2	WG1025125
2,2,4-Trimethylpentane	540-84-1	114.22	0.400	1.87	ND	ND		2	WG1025125
Vinyl chloride	75-01-4	62.50	0.400	1.02	ND	ND		2	WG1025125
Vinyl Bromide	593-60-2	106.95	0.400	1.75	ND	ND		2	WG1025125
Vinyl acetate	108-05-4	86.10	0.400	1.41	ND	ND		2	WG1025125
m&p-Xylene	1330-20-7	106	0.800	3.47	3.90	16.9		2	WG1025125
o-Xylene	95-47-6	106	0.400	1.73	2.23	9.69		2	WG1025125
1,1-Difluoroethane	75-37-6	66.05	0.400	1.08	ND	ND		2	WG1025125
(S) 1,4-Bromofluorobenzene	*460-00-4*	*175*	*60.0-140*		*100*				WG1025547
(S) 1,4-Bromofluorobenzene	*460-00-4*	*175*	*60.0-140*		*101*				WG1025125

Volatile Organic Compounds (MS) by Method TO-15

Analyte	CAS #	Mol. Wt.	RDL1 ppbv	RDL2 ug/m3	Result ppbv	Result ug/m3	Qualifier	Dilution	Batch
Acetone	67-64-1	58.10	2.50	5.94	26.1	62.1		2	WG1025125
Allyl chloride	107-05-1	76.53	0.400	1.25	ND	ND		2	WG1025125
Benzene	71-43-2	78.10	0.400	1.28	13.3	42.4		2	WG1025125
Benzyl Chloride	100-44-7	127	0.400	2.08	ND	ND		2	WG1025125
Bromodichloromethane	75-27-4	164	0.400	2.68	ND	ND		2	WG1025125
Bromoform	75-25-2	253	1.20	12.4	ND	ND		2	WG1025125
Bromomethane	74-83-9	94.90	0.400	1.55	ND	ND		2	WG1025125
1,3-Butadiene	106-99-0	54.10	4.00	8.85	ND	ND		2	WG1025125
Carbon disulfide	75-15-0	76.10	0.400	1.24	1.94	6.02		2	WG1025125
Carbon tetrachloride	56-23-5	154	0.400	2.52	ND	ND		2	WG1025125
Chlorobenzene	108-90-7	113	0.400	1.85	ND	ND		2	WG1025125
Chloroethane	75-00-3	64.50	0.400	1.06	ND	ND		2	WG1025125
Chloroform	67-66-3	119	0.400	1.95	ND	ND		2	WG1025125
Chloromethane	74-87-3	50.50	0.400	0.826	1.28	2.65		2	WG1025125
2-Chlorotoluene	95-49-8	126	0.400	2.06	ND	ND		2	WG1025125
Cyclohexane	110-82-7	84.20	0.400	1.38	65.7	226		2	WG1025125
Dibromochloromethane	124-48-1	208	0.400	3.40	ND	ND		2	WG1025125
1,2-Dibromoethane	106-93-4	188	0.400	3.08	ND	ND		2	WG1025125
1,2-Dichlorobenzene	95-50-1	147	0.400	2.40	ND	ND		2	WG1025125
1,3-Dichlorobenzene	541-73-1	147	0.400	2.40	ND	ND		2	WG1025125
1,4-Dichlorobenzene	106-46-7	147	0.400	2.40	ND	ND	L1	2	WG1025125
1,2-Dichloroethane	107-06-2	99	0.400	1.62	ND	ND		2	WG1025125
1,1-Dichloroethane	75-34-3	98	0.400	1.60	ND	ND		2	WG1025125
1,1-Dichloroethene	75-35-4	96.90	0.400	1.59	ND	ND		2	WG1025125
cis-1,2-Dichloroethene	156-59-2	96.90	0.400	1.59	ND	ND		2	WG1025125
trans-1,2-Dichloroethene	156-60-5	96.90	0.400	1.59	ND	ND		2	WG1025125
1,2-Dichloropropane	78-87-5	113	0.400	1.85	ND	ND		2	WG1025125
cis-1,3-Dichloropropene	10061-01-5	111	0.400	1.82	ND	ND		2	WG1025125
trans-1,3-Dichloropropene	10061-02-6	111	0.400	1.82	ND	ND		2	WG1025125
1,4-Dioxane	123-91-1	88.10	0.400	1.44	ND	ND		2	WG1025125
Ethanol	64-17-5	46.10	1.26	2.38	12.0	22.7		2	WG1025125
Ethylbenzene	100-41-4	106	0.400	1.73	87.3	378		2	WG1025125
4-Ethyltoluene	622-96-8	120	0.400	1.96	41.3	203		2	WG1025125
Trichlorofluoromethane	75-69-4	137.40	0.400	2.25	ND	ND		2	WG1025125
Dichlorodifluoromethane	75-71-8	120.92	0.400	1.98	ND	ND		2	WG1025125
1,1,2-Trichlorotrifluoroethane	76-13-1	187.40	0.400	3.07	ND	ND		2	WG1025125
1,2-Dichlorotetrafluoroethane	76-14-2	171	0.400	2.80	ND	ND		2	WG1025125
Heptane	142-82-5	100	0.400	1.64	28.6	117		2	WG1025125
Hexachloro-1,3-butadiene	87-68-3	261	1.26	13.5	ND	ND		2	WG1025125
n-Hexane	110-54-3	86.20	0.400	1.41	67.0	236		2	WG1025125
Isopropylbenzene	98-82-8	120.20	0.400	1.97	4.70	23.1		2	WG1025125
Methylene Chloride	75-09-2	84.90	0.400	1.39	1.85	6.42		2	WG1025125
Methyl Butyl Ketone	591-78-6	100	2.50	10.2	3.18	13.0		2	WG1025125
2-Butanone (MEK)	78-93-3	72.10	2.50	7.37	6.21	18.3		2	WG1025125
4-Methyl-2-pentanone (MIBK)	108-10-1	100.10	2.50	10.2	9.88	40.4		2	WG1025125
Methyl methacrylate	80-62-6	100.12	0.400	1.64	ND	ND		2	WG1025125
MTBE	1634-04-4	88.10	0.400	1.44	ND	ND		2	WG1025125
Naphthalene	91-20-3	128	1.26	6.60	ND	ND		2	WG1025125
2-Propanol	67-63-0	60.10	2.50	6.15	ND	ND		2	WG1025125
Propene	115-07-1	42.10	0.800	1.38	ND	ND		2	WG1025125
Styrene	100-42-5	104	0.400	1.70	ND	ND		2	WG1025125
1,1,2,2-Tetrachloroethane	79-34-5	168	0.400	2.75	ND	ND		2	WG1025125
Tetrachloroethylene	127-18-4	166	0.400	2.72	2.53	17.2		2	WG1025125
Tetrahydrofuran	109-99-9	72.10	0.400	1.18	ND	ND		2	WG1025125
Toluene	108-88-3	92.10	0.400	1.51	93.2	351		2	WG1025125
1,2,4-Trichlorobenzene	120-82-1	181	1.26	9.33	ND	ND		2	WG1025125

Volatile Organic Compounds (MS) by Method TO-15

Analyte	CAS #	Mol. Wt.	RDL1 ppbv	RDL2 ug/m3	Result ppbv	Result ug/m3	Qualifier	Dilution	Batch
1,1,1-Trichloroethane	71-55-6	133	0.400	2.18	ND	ND		2	WG1025125
1,1,2-Trichloroethane	79-00-5	133	0.400	2.18	ND	ND		2	WG1025125
Trichloroethylene	79-01-6	131	0.400	2.14	ND	ND		2	WG1025125
1,2,4-Trimethylbenzene	95-63-6	120	0.400	1.96	50.8	249		2	WG1025125
1,3,5-Trimethylbenzene	108-67-8	120	0.400	1.96	16.4	80.4		2	WG1025125
2,2,4-Trimethylpentane	540-84-1	114.22	0.400	1.87	104	487	E1	2	WG1025125
Vinyl chloride	75-01-4	62.50	0.400	1.02	ND	ND		2	WG1025125
Vinyl Bromide	593-60-2	106.95	0.400	1.75	ND	ND		2	WG1025125
Vinyl acetate	108-05-4	86.10	0.400	1.41	ND	ND		2	WG1025125
m&p-Xylene	1330-20-7	106	0.800	3.47	169	732		2	WG1025125
o-Xylene	95-47-6	106	0.400	1.73	81.9	355		2	WG1025125
1,1-Difluoroethane	75-37-6	66.05	0.400	1.08	0.570	1.54		2	WG1025125
(S) 1,4-Bromofluorobenzene	*460-00-4*	*175*	*60.0-140*		*151*		S10		WG1025125

Sample Narrative:

L939071-09 WG1025125: Surrogates fail due to matrix.

Volatile Organic Compounds (MS) by Method TO-15

Analyte	CAS #	Mol. Wt.	RDL1 ppbv	RDL2 ug/m3	Result ppbv	Result ug/m3	Qualifier	Dilution	Batch
Acetone	67-64-1	58.10	2.50	5.94	60.6	144		2	WG1025125
Allyl chloride	107-05-1	76.53	0.400	1.25	ND	ND		2	WG1025125
Benzene	71-43-2	78.10	0.400	1.28	1.71	5.47		2	WG1025125
Benzyl Chloride	100-44-7	127	0.400	2.08	ND	ND		2	WG1025125
Bromodichloromethane	75-27-4	164	0.400	2.68	ND	ND		2	WG1025125
Bromoform	75-25-2	253	1.20	12.4	ND	ND		2	WG1025125
Bromomethane	74-83-9	94.90	0.400	1.55	ND	ND		2	WG1025125
1,3-Butadiene	106-99-0	54.10	4.00	8.85	5.47	12.1		2	WG1025125
Carbon disulfide	75-15-0	76.10	0.400	1.24	1.77	5.52		2	WG1025125
Carbon tetrachloride	56-23-5	154	0.400	2.52	ND	ND		2	WG1025125
Chlorobenzene	108-90-7	113	0.400	1.85	ND	ND		2	WG1025125
Chloroethane	75-00-3	64.50	0.400	1.06	ND	ND		2	WG1025125
Chloroform	67-66-3	119	0.400	1.95	ND	ND		2	WG1025125
Chloromethane	74-87-3	50.50	0.400	0.826	ND	ND		2	WG1025125
2-Chlorotoluene	95-49-8	126	0.400	2.06	ND	ND		2	WG1025125
Cyclohexane	110-82-7	84.20	0.400	1.38	0.965	3.32		2	WG1025125
Dibromochloromethane	124-48-1	208	0.400	3.40	ND	ND		2	WG1025125
1,2-Dibromoethane	106-93-4	188	0.400	3.08	ND	ND		2	WG1025125
1,2-Dichlorobenzene	95-50-1	147	0.400	2.40	ND	ND		2	WG1025125
1,3-Dichlorobenzene	541-73-1	147	0.400	2.40	ND	ND		2	WG1025125
1,4-Dichlorobenzene	106-46-7	147	0.400	2.40	ND	ND	L1	2	WG1025125
1,2-Dichloroethane	107-06-2	99	0.400	1.62	ND	ND		2	WG1025125
1,1-Dichloroethane	75-34-3	98	0.400	1.60	ND	ND		2	WG1025125
1,1-Dichloroethene	75-35-4	96.90	0.400	1.59	ND	ND		2	WG1025125
cis-1,2-Dichloroethene	156-59-2	96.90	0.400	1.59	ND	ND		2	WG1025125
trans-1,2-Dichloroethene	156-60-5	96.90	0.400	1.59	ND	ND		2	WG1025125
1,2-Dichloropropane	78-87-5	113	0.400	1.85	ND	ND		2	WG1025125
cis-1,3-Dichloropropene	10061-01-5	111	0.400	1.82	ND	ND		2	WG1025125
trans-1,3-Dichloropropene	10061-02-6	111	0.400	1.82	ND	ND		2	WG1025125
1,4-Dioxane	123-91-1	88.10	0.400	1.44	1.05	3.77		2	WG1025125
Ethanol	64-17-5	46.10	1.26	2.38	16.8	31.7		2	WG1025125
Ethylbenzene	100-41-4	106	0.400	1.73	2.94	12.8		2	WG1025125
4-Ethyltoluene	622-96-8	120	0.400	1.96	1.17	5.74		2	WG1025125
Trichlorofluoromethane	75-69-4	137.40	0.400	2.25	ND	ND		2	WG1025125
Dichlorodifluoromethane	75-71-8	120.92	0.400	1.98	ND	ND		2	WG1025125
1,1,2-Trichlorotrifluoroethane	76-13-1	187.40	0.400	3.07	ND	ND		2	WG1025125
1,2-Dichlorotetrafluoroethane	76-14-2	171	0.400	2.80	ND	ND		2	WG1025125
Heptane	142-82-5	100	0.400	1.64	1.75	7.14		2	WG1025125
Hexachloro-1,3-butadiene	87-68-3	261	1.26	13.5	ND	ND		2	WG1025125
n-Hexane	110-54-3	86.20	0.400	1.41	2.78	9.79		2	WG1025125
Isopropylbenzene	98-82-8	120.20	0.400	1.97	ND	ND		2	WG1025125
Methylene Chloride	75-09-2	84.90	0.400	1.39	0.497	1.72		2	WG1025125
Methyl Butyl Ketone	591-78-6	100	2.50	10.2	ND	ND		2	WG1025125
2-Butanone (MEK)	78-93-3	72.10	2.50	7.37	9.15	27.0		2	WG1025125
4-Methyl-2-pentanone (MIBK)	108-10-1	100.10	2.50	10.2	ND	ND		2	WG1025125
Methyl methacrylate	80-62-6	100.12	0.400	1.64	ND	ND		2	WG1025125
MTBE	1634-04-4	88.10	0.400	1.44	ND	ND		2	WG1025125
Naphthalene	91-20-3	128	1.26	6.60	ND	ND		2	WG1025125
2-Propanol	67-63-0	60.10	2.50	6.15	ND	ND		2	WG1025125
Propene	115-07-1	42.10	0.800	1.38	90.4	156		2	WG1025125
Styrene	100-42-5	104	0.400	1.70	ND	ND		2	WG1025125
1,1,2,2-Tetrachloroethane	79-34-5	168	0.400	2.75	ND	ND		2	WG1025125
Tetrachloroethylene	127-18-4	166	0.400	2.72	51.2	348		2	WG1025125
Tetrahydrofuran	109-99-9	72.10	0.400	1.18	ND	ND		2	WG1025125
Toluene	108-88-3	92.10	0.400	1.51	9.18	34.6		2	WG1025125
1,2,4-Trichlorobenzene	120-82-1	181	1.26	9.33	ND	ND		2	WG1025125

Volatile Organic Compounds (MS) by Method TO-15

Analyte	CAS #	Mol. Wt.	RDL1 ppbv	RDL2 ug/m3	Result ppbv	Result ug/m3	Qualifier	Dilution	Batch
1,1,1-Trichloroethane	71-55-6	133	0.400	2.18	ND	ND		2	WG1025125
1,1,2-Trichloroethane	79-00-5	133	0.400	2.18	ND	ND		2	WG1025125
Trichloroethylene	79-01-6	131	0.400	2.14	ND	ND		2	WG1025125
1,2,4-Trimethylbenzene	95-63-6	120	0.400	1.96	2.01	9.85		2	WG1025125
1,3,5-Trimethylbenzene	108-67-8	120	0.400	1.96	0.805	3.95		2	WG1025125
2,2,4-Trimethylpentane	540-84-1	114.22	0.400	1.87	2.14	9.99		2	WG1025125
Vinyl chloride	75-01-4	62.50	0.400	1.02	ND	ND		2	WG1025125
Vinyl Bromide	593-60-2	106.95	0.400	1.75	ND	ND		2	WG1025125
Vinyl acetate	108-05-4	86.10	0.400	1.41	ND	ND		2	WG1025125
m&p-Xylene	1330-20-7	106	0.800	3.47	8.65	37.5		2	WG1025125
o-Xylene	95-47-6	106	0.400	1.73	2.26	9.82		2	WG1025125
1,1-Difluoroethane	75-37-6	66.05	0.400	1.08	ND	ND		2	WG1025125
(S) 1,4-Bromofluorobenzene	*460-00-4*	*175*	*60.0-140*		*101*				WG1025125

Volatile Organic Compounds (MS) by Method TO-15

Analyte	CAS #	Mol. Wt.	RDL1 ppbv	RDL2 ug/m3	Result ppbv	Result ug/m3	Qualifier	Dilution	Batch
Acetone	67-64-1	58.10	2.50	5.94	40.3	95.7		2	WG1025125
Allyl chloride	107-05-1	76.53	0.400	1.25	ND	ND		2	WG1025125
Benzene	71-43-2	78.10	0.400	1.28	19.5	62.2		2	WG1025125
Benzyl Chloride	100-44-7	127	0.800	4.16	ND	ND		4	WG1025547
Bromodichloromethane	75-27-4	164	0.400	2.68	0.902	6.05		2	WG1025125
Bromoform	75-25-2	253	2.40	24.8	ND	ND		4	WG1025547
Bromomethane	74-83-9	94.90	0.400	1.55	ND	ND		2	WG1025125
1,3-Butadiene	106-99-0	54.10	4.00	8.85	7.21	15.9		2	WG1025125
Carbon disulfide	75-15-0	76.10	0.400	1.24	2.20	6.85		2	WG1025125
Carbon tetrachloride	56-23-5	154	0.400	2.52	ND	ND		2	WG1025125
Chlorobenzene	108-90-7	113	0.400	1.85	ND	ND		2	WG1025125
Chloroethane	75-00-3	64.50	0.400	1.06	ND	ND		2	WG1025125
Chloroform	67-66-3	119	0.400	1.95	ND	ND		2	WG1025125
Chloromethane	74-87-3	50.50	0.400	0.826	0.436	0.901		2	WG1025125
2-Chlorotoluene	95-49-8	126	0.800	4.12	ND	ND		4	WG1025547
Cyclohexane	110-82-7	84.20	0.400	1.38	6.82	23.5		2	WG1025125
Dibromochloromethane	124-48-1	208	0.400	3.40	ND	ND		2	WG1025125
1,2-Dibromoethane	106-93-4	188	0.400	3.08	ND	ND		2	WG1025125
1,2-Dichlorobenzene	95-50-1	147	0.800	4.81	ND	ND		4	WG1025547
1,3-Dichlorobenzene	541-73-1	147	0.800	4.81	ND	ND		4	WG1025547
1,4-Dichlorobenzene	106-46-7	147	0.800	4.81	ND	ND		4	WG1025547
1,2-Dichloroethane	107-06-2	99	0.400	1.62	ND	ND		2	WG1025125
1,1-Dichloroethane	75-34-3	98	0.400	1.60	ND	ND		2	WG1025125
1,1-Dichloroethene	75-35-4	96.90	0.400	1.59	ND	ND		2	WG1025125
cis-1,2-Dichloroethene	156-59-2	96.90	0.400	1.59	ND	ND		2	WG1025125
trans-1,2-Dichloroethene	156-60-5	96.90	0.400	1.59	ND	ND		2	WG1025125
1,2-Dichloropropane	78-87-5	113	0.400	1.85	ND	ND		2	WG1025125
cis-1,3-Dichloropropene	10061-01-5	111	0.400	1.82	ND	ND		2	WG1025125
trans-1,3-Dichloropropene	10061-02-6	111	0.400	1.82	ND	ND		2	WG1025125
1,4-Dioxane	123-91-1	88.10	0.400	1.44	ND	ND		2	WG1025125
Ethanol	64-17-5	46.10	1.26	2.38	10.9	20.5		2	WG1025125
Ethylbenzene	100-41-4	106	0.800	3.47	59.2	257		4	WG1025547
4-Ethyltoluene	622-96-8	120	0.800	3.93	2.08	10.2		4	WG1025547
Trichlorofluoromethane	75-69-4	137.40	0.400	2.25	ND	ND		2	WG1025125
Dichlorodifluoromethane	75-71-8	120.92	0.400	1.98	ND	ND		2	WG1025125
1,1,2-Trichlorotrifluoroethane	76-13-1	187.40	0.400	3.07	ND	ND		2	WG1025125
1,2-Dichlorotetrafluoroethane	76-14-2	171	0.400	2.80	ND	ND		2	WG1025125
Heptane	142-82-5	100	0.400	1.64	25.7	105		2	WG1025125
Hexachloro-1,3-butadiene	87-68-3	261	2.52	26.9	ND	ND		4	WG1025547
n-Hexane	110-54-3	86.20	0.400	1.41	14.2	50.1		2	WG1025125
Isopropylbenzene	98-82-8	120.20	0.800	3.93	1.45	7.15		4	WG1025547
Methylene Chloride	75-09-2	84.90	0.400	1.39	1.87	6.50		2	WG1025125
Methyl Butyl Ketone	591-78-6	100	2.50	10.2	ND	ND		2	WG1025125
2-Butanone (MEK)	78-93-3	72.10	2.50	7.37	10.1	29.8		2	WG1025125
4-Methyl-2-pentanone (MIBK)	108-10-1	100.10	2.50	10.2	ND	ND		2	WG1025125
Methyl methacrylate	80-62-6	100.12	0.400	1.64	ND	ND		2	WG1025125
MTBE	1634-04-4	88.10	0.400	1.44	ND	ND		2	WG1025125
Naphthalene	91-20-3	128	2.52	13.2	ND	ND		4	WG1025547
2-Propanol	67-63-0	60.10	2.50	6.15	ND	ND		2	WG1025125
Propene	115-07-1	42.10	0.800	1.38	ND	ND		2	WG1025125
Styrene	100-42-5	104	0.800	3.40	ND	ND		4	WG1025547
1,1,2,2-Tetrachloroethane	79-34-5	168	0.800	5.50	ND	ND		4	WG1025547
Tetrachloroethylene	127-18-4	166	0.400	2.72	40.3	274		2	WG1025125
Tetrahydrofuran	109-99-9	72.10	0.400	1.18	ND	ND		2	WG1025125
Toluene	108-88-3	92.10	0.800	3.01	109	409		4	WG1025547
1,2,4-Trichlorobenzene	120-82-1	181	2.52	18.7	ND	ND		4	WG1025547

Volatile Organic Compounds (MS) by Method TO-15

Analyte	CAS #	Mol. Wt.	RDL1 ppbv	RDL2 ug/m3	Result ppbv	Result ug/m3	Qualifier	Dilution	Batch
1,1,1-Trichloroethane	71-55-6	133	0.400	2.18	ND	ND		2	WG1025125
1,1,2-Trichloroethane	79-00-5	133	0.400	2.18	ND	ND		2	WG1025125
Trichloroethylene	79-01-6	131	0.400	2.14	ND	ND		2	WG1025125
1,2,4-Trimethylbenzene	95-63-6	120	0.800	3.93	7.26	35.6		4	WG1025547
1,3,5-Trimethylbenzene	108-67-8	120	0.800	3.93	2.38	11.7		4	WG1025547
2,2,4-Trimethylpentane	540-84-1	114.22	0.400	1.87	30.9	145		2	WG1025125
Vinyl chloride	75-01-4	62.50	0.400	1.02	ND	ND		2	WG1025125
Vinyl Bromide	593-60-2	106.95	0.400	1.75	ND	ND		2	WG1025125
Vinyl acetate	108-05-4	86.10	0.400	1.41	ND	ND		2	WG1025125
m&p-Xylene	1330-20-7	106	1.60	6.94	201	872	E1	4	WG1025547
o-Xylene	95-47-6	106	0.800	3.47	58.6	254		4	WG1025547
1,1-Difluoroethane	75-37-6	66.05	0.400	1.08	0.414	1.12		2	WG1025125
(S) 1,4-Bromofluorobenzene	*460-00-4*	*175*	*60.0-140*		*102*				WG1025547
(S) 1,4-Bromofluorobenzene	*460-00-4*	*175*	*60.0-140*		*166*		S10		WG1025125

Sample Narrative:

L939071-11 WG1025125: Surrogates fail due to matrix.

Volatile Organic Compounds (MS) by Method TO-15

Analyte	CAS #	Mol. Wt.	RDL1 ppbv	RDL2 ug/m3	Result ppbv	Result ug/m3	Qualifier	Dilution	Batch
Acetone	67-64-1	58.10	2.50	5.94	6.24	14.8		2	WG1025125
Allyl chloride	107-05-1	76.53	0.400	1.25	ND	ND		2	WG1025125
Benzene	71-43-2	78.10	0.400	1.28	1.15	3.67		2	WG1025125
Benzyl Chloride	100-44-7	127	0.400	2.08	ND	ND		2	WG1025125
Bromodichloromethane	75-27-4	164	0.400	2.68	ND	ND		2	WG1025125
Bromoform	75-25-2	253	1.20	12.4	ND	ND		2	WG1025125
Bromomethane	74-83-9	94.90	0.400	1.55	ND	ND		2	WG1025125
1,3-Butadiene	106-99-0	54.10	4.00	8.85	ND	ND		2	WG1025125
Carbon disulfide	75-15-0	76.10	0.400	1.24	ND	ND		2	WG1025125
Carbon tetrachloride	56-23-5	154	0.400	2.52	ND	ND		2	WG1025125
Chlorobenzene	108-90-7	113	0.400	1.85	ND	ND		2	WG1025125
Chloroethane	75-00-3	64.50	0.400	1.06	ND	ND		2	WG1025125
Chloroform	67-66-3	119	0.400	1.95	ND	ND		2	WG1025125
Chloromethane	74-87-3	50.50	0.400	0.826	0.429	0.885		2	WG1025125
2-Chlorotoluene	95-49-8	126	0.400	2.06	ND	ND		2	WG1025125
Cyclohexane	110-82-7	84.20	0.400	1.38	0.474	1.63		2	WG1025125
Dibromochloromethane	124-48-1	208	0.400	3.40	ND	ND		2	WG1025125
1,2-Dibromoethane	106-93-4	188	0.400	3.08	ND	ND		2	WG1025125
1,2-Dichlorobenzene	95-50-1	147	0.400	2.40	ND	ND		2	WG1025125
1,3-Dichlorobenzene	541-73-1	147	0.400	2.40	ND	ND		2	WG1025125
1,4-Dichlorobenzene	106-46-7	147	0.400	2.40	ND	ND	L1	2	WG1025125
1,2-Dichloroethane	107-06-2	99	0.400	1.62	ND	ND		2	WG1025125
1,1-Dichloroethane	75-34-3	98	0.400	1.60	ND	ND		2	WG1025125
1,1-Dichloroethene	75-35-4	96.90	0.400	1.59	ND	ND		2	WG1025125
cis-1,2-Dichloroethene	156-59-2	96.90	0.400	1.59	ND	ND		2	WG1025125
trans-1,2-Dichloroethene	156-60-5	96.90	0.400	1.59	ND	ND		2	WG1025125
1,2-Dichloropropane	78-87-5	113	0.400	1.85	ND	ND		2	WG1025125
cis-1,3-Dichloropropene	10061-01-5	111	0.400	1.82	ND	ND		2	WG1025125
trans-1,3-Dichloropropene	10061-02-6	111	0.400	1.82	ND	ND		2	WG1025125
1,4-Dioxane	123-91-1	88.10	0.400	1.44	ND	ND		2	WG1025125
Ethanol	64-17-5	46.10	1.26	2.38	11.6	21.9		2	WG1025125
Ethylbenzene	100-41-4	106	0.400	1.73	1.67	7.25		2	WG1025125
4-Ethyltoluene	622-96-8	120	0.400	1.96	0.766	3.76		2	WG1025125
Trichlorofluoromethane	75-69-4	137.40	0.400	2.25	ND	ND		2	WG1025125
Dichlorodifluoromethane	75-71-8	120.92	0.400	1.98	0.452	2.24		2	WG1025125
1,1,2-Trichlorotrifluoroethane	76-13-1	187.40	0.400	3.07	ND	ND		2	WG1025125
1,2-Dichlorotetrafluoroethane	76-14-2	171	0.400	2.80	ND	ND		2	WG1025125
Heptane	142-82-5	100	0.400	1.64	1.31	5.36		2	WG1025125
Hexachloro-1,3-butadiene	87-68-3	261	1.26	13.5	ND	ND		2	WG1025125
n-Hexane	110-54-3	86.20	0.400	1.41	1.04	3.65		2	WG1025125
Isopropylbenzene	98-82-8	120.20	0.400	1.97	ND	ND		2	WG1025125
Methylene Chloride	75-09-2	84.90	0.400	1.39	4.69	16.3		2	WG1025125
Methyl Butyl Ketone	591-78-6	100	2.50	10.2	ND	ND		2	WG1025125
2-Butanone (MEK)	78-93-3	72.10	2.50	7.37	ND	ND		2	WG1025125
4-Methyl-2-pentanone (MIBK)	108-10-1	100.10	2.50	10.2	ND	ND		2	WG1025125
Methyl methacrylate	80-62-6	100.12	0.400	1.64	ND	ND		2	WG1025125
MTBE	1634-04-4	88.10	0.400	1.44	ND	ND		2	WG1025125
Naphthalene	91-20-3	128	1.26	6.60	ND	ND		2	WG1025125
2-Propanol	67-63-0	60.10	2.50	6.15	ND	ND		2	WG1025125
Propene	115-07-1	42.10	0.800	1.38	2.98	5.13		2	WG1025125
Styrene	100-42-5	104	0.400	1.70	ND	ND		2	WG1025125
1,1,2,2-Tetrachloroethane	79-34-5	168	0.400	2.75	ND	ND		2	WG1025125
Tetrachloroethylene	127-18-4	166	0.400	2.72	ND	ND		2	WG1025125
Tetrahydrofuran	109-99-9	72.10	0.400	1.18	ND	ND		2	WG1025125
Toluene	108-88-3	92.10	0.400	1.51	11.7	43.9		2	WG1025125
1,2,4-Trichlorobenzene	120-82-1	181	1.26	9.33	ND	ND		2	WG1025125

Volatile Organic Compounds (MS) by Method TO-15

Analyte	CAS #	Mol. Wt.	RDL1 ppbv	RDL2 ug/m3	Result ppbv	Result ug/m3	Qualifier	Dilution	Batch
1,1,1-Trichloroethane	71-55-6	133	0.400	2.18	ND	ND		2	WG1025125
1,1,2-Trichloroethane	79-00-5	133	0.400	2.18	ND	ND		2	WG1025125
Trichloroethylene	79-01-6	131	0.400	2.14	ND	ND		2	WG1025125
1,2,4-Trimethylbenzene	95-63-6	120	0.400	1.96	1.06	5.22		2	WG1025125
1,3,5-Trimethylbenzene	108-67-8	120	0.400	1.96	0.429	2.10		2	WG1025125
2,2,4-Trimethylpentane	540-84-1	114.22	0.400	1.87	1.66	7.78		2	WG1025125
Vinyl chloride	75-01-4	62.50	0.400	1.02	ND	ND		2	WG1025125
Vinyl Bromide	593-60-2	106.95	0.400	1.75	ND	ND		2	WG1025125
Vinyl acetate	108-05-4	86.10	0.400	1.41	ND	ND		2	WG1025125
m&p-Xylene	1330-20-7	106	0.800	3.47	4.63	20.1		2	WG1025125
o-Xylene	95-47-6	106	0.400	1.73	1.46	6.31		2	WG1025125
1,1-Difluoroethane	75-37-6	66.05	0.400	1.08	ND	ND		2	WG1025125
(S) 1,4-Bromofluorobenzene	*460-00-4*	*175*	*60.0-140*		*99.8*				WG1025125

Volatile Organic Compounds (MS) by Method TO-15

Analyte	CAS #	Mol. Wt.	RDL1 ppbv	RDL2 ug/m3	Result ppbv	Result ug/m3	Qualifier	Dilution	Batch
Acetone	67-64-1	58.10	2.50	5.94	12.8	30.4		2	WG1025135
Allyl chloride	107-05-1	76.53	0.400	1.25	ND	ND		2	WG1025135
Benzene	71-43-2	78.10	0.400	1.28	2.42	7.74		2	WG1025135
Benzyl Chloride	100-44-7	127	0.400	2.08	ND	ND		2	WG1025135
Bromodichloromethane	75-27-4	164	0.400	2.68	ND	ND		2	WG1025135
Bromoform	75-25-2	253	1.20	12.4	ND	ND		2	WG1025135
Bromomethane	74-83-9	94.90	0.400	1.55	ND	ND		2	WG1025135
1,3-Butadiene	106-99-0	54.10	4.00	8.85	ND	ND		2	WG1025135
Carbon disulfide	75-15-0	76.10	0.400	1.24	ND	ND		2	WG1025135
Carbon tetrachloride	56-23-5	154	0.400	2.52	ND	ND		2	WG1025135
Chlorobenzene	108-90-7	113	0.400	1.85	ND	ND		2	WG1025135
Chloroethane	75-00-3	64.50	0.400	1.06	ND	ND		2	WG1025135
Chloroform	67-66-3	119	0.400	1.95	ND	ND		2	WG1025135
Chloromethane	74-87-3	50.50	0.400	0.826	1.04	2.15		2	WG1025135
2-Chlorotoluene	95-49-8	126	0.400	2.06	ND	ND		2	WG1025135
Cyclohexane	110-82-7	84.20	0.400	1.38	1.61	5.54		2	WG1025135
Dibromochloromethane	124-48-1	208	0.400	3.40	ND	ND		2	WG1025135
1,2-Dibromoethane	106-93-4	188	0.400	3.08	ND	ND		2	WG1025135
1,2-Dichlorobenzene	95-50-1	147	0.400	2.40	ND	ND		2	WG1025135
1,3-Dichlorobenzene	541-73-1	147	0.400	2.40	ND	ND		2	WG1025135
1,4-Dichlorobenzene	106-46-7	147	0.400	2.40	ND	ND		2	WG1025135
1,2-Dichloroethane	107-06-2	99	0.400	1.62	ND	ND		2	WG1025135
1,1-Dichloroethane	75-34-3	98	0.400	1.60	ND	ND		2	WG1025135
1,1-Dichloroethene	75-35-4	96.90	0.400	1.59	ND	ND		2	WG1025135
cis-1,2-Dichloroethene	156-59-2	96.90	0.400	1.59	ND	ND		2	WG1025135
trans-1,2-Dichloroethene	156-60-5	96.90	0.400	1.59	ND	ND		2	WG1025135
1,2-Dichloropropane	78-87-5	113	0.400	1.85	ND	ND		2	WG1025135
cis-1,3-Dichloropropene	10061-01-5	111	0.400	1.82	ND	ND		2	WG1025135
trans-1,3-Dichloropropene	10061-02-6	111	0.400	1.82	ND	ND		2	WG1025135
1,4-Dioxane	123-91-1	88.10	0.400	1.44	ND	ND		2	WG1025135
Ethanol	64-17-5	46.10	1.26	2.38	8.51	16.0		2	WG1025135
Ethylbenzene	100-41-4	106	0.400	1.73	2.48	10.7		2	WG1025135
4-Ethyltoluene	622-96-8	120	0.400	1.96	2.36	11.6		2	WG1025135
Trichlorofluoromethane	75-69-4	137.40	0.400	2.25	ND	ND		2	WG1025135
Dichlorodifluoromethane	75-71-8	120.92	0.400	1.98	ND	ND	L2	2	WG1025135
1,1,2-Trichlorotrifluoroethane	76-13-1	187.40	0.400	3.07	ND	ND		2	WG1025135
1,2-Dichlorotetrafluoroethane	76-14-2	171	0.400	2.80	ND	ND		2	WG1025135
Heptane	142-82-5	100	0.400	1.64	6.56	26.8		2	WG1025135
Hexachloro-1,3-butadiene	87-68-3	261	1.26	13.5	ND	ND		2	WG1025135
n-Hexane	110-54-3	86.20	0.400	1.41	2.29	8.06		2	WG1025135
Isopropylbenzene	98-82-8	120.20	0.400	1.97	ND	ND		2	WG1025135
Methylene Chloride	75-09-2	84.90	0.400	1.39	0.634	2.20		2	WG1025135
Methyl Butyl Ketone	591-78-6	100	2.50	10.2	ND	ND		2	WG1025135
2-Butanone (MEK)	78-93-3	72.10	2.50	7.37	3.82	11.3		2	WG1025135
4-Methyl-2-pentanone (MIBK)	108-10-1	100.10	2.50	10.2	ND	ND		2	WG1025135
Methyl methacrylate	80-62-6	100.12	0.400	1.64	ND	ND		2	WG1025135
MTBE	1634-04-4	88.10	0.400	1.44	ND	ND		2	WG1025135
Naphthalene	91-20-3	128	1.26	6.60	ND	ND		2	WG1025135
2-Propanol	67-63-0	60.10	2.50	6.15	ND	ND		2	WG1025135
Propene	115-07-1	42.10	0.800	1.38	0.927	1.60		2	WG1025135
Styrene	100-42-5	104	0.400	1.70	ND	ND		2	WG1025135
1,1,2,2-Tetrachloroethane	79-34-5	168	0.400	2.75	ND	ND		2	WG1025135
Tetrachloroethylene	127-18-4	166	0.400	2.72	1.54	10.5		2	WG1025135
Tetrahydrofuran	109-99-9	72.10	0.400	1.18	0.491	1.45		2	WG1025135
Toluene	108-88-3	92.10	0.400	1.51	20.4	76.7		2	WG1025135
1,2,4-Trichlorobenzene	120-82-1	181	1.26	9.33	ND	ND		2	WG1025135

Volatile Organic Compounds (MS) by Method TO-15

Analyte	CAS #	Mol. Wt.	RDL1 ppbv	RDL2 ug/m3	Result ppbv	Result ug/m3	Qualifier	Dilution	Batch
1,1,1-Trichloroethane	71-55-6	133	0.400	2.18	ND	ND		2	WG1025135
1,1,2-Trichloroethane	79-00-5	133	0.400	2.18	ND	ND		2	WG1025135
Trichloroethylene	79-01-6	131	0.400	2.14	ND	ND		2	WG1025135
1,2,4-Trimethylbenzene	95-63-6	120	0.400	1.96	1.90	9.35		2	WG1025135
1,3,5-Trimethylbenzene	108-67-8	120	0.400	1.96	1.24	6.10		2	WG1025135
2,2,4-Trimethylpentane	540-84-1	114.22	0.400	1.87	5.06	23.6		2	WG1025135
Vinyl chloride	75-01-4	62.50	0.400	1.02	ND	ND		2	WG1025135
Vinyl Bromide	593-60-2	106.95	0.400	1.75	ND	ND		2	WG1025135
Vinyl acetate	108-05-4	86.10	0.400	1.41	ND	ND		2	WG1025135
m&p-Xylene	1330-20-7	106	0.800	3.47	7.21	31.3		2	WG1025135
o-Xylene	95-47-6	106	0.400	1.73	3.34	14.5		2	WG1025135
1,1-Difluoroethane	75-37-6	66.05	0.400	1.08	ND	ND		2	WG1025135
(S) 1,4-Bromofluorobenzene	*460-00-4*	*175*	*60.0-140*		*101*				WG1025135

Volatile Organic Compounds (MS) by Method TO-15

Analyte	CAS #	Mol. Wt.	RDL1 ppbv	RDL2 ug/m3	Result ppbv	Result ug/m3	Qualifier	Dilution	Batch
Acetone	67-64-1	58.10	2.50	5.94	67.7	161		2	WG1025135
Allyl chloride	107-05-1	76.53	0.400	1.25	ND	ND		2	WG1025135
Benzene	71-43-2	78.10	0.400	1.28	16.1	51.4		2	WG1025135
Benzyl Chloride	100-44-7	127	0.400	2.08	ND	ND		2	WG1025135
Bromodichloromethane	75-27-4	164	0.400	2.68	ND	ND		2	WG1025135
Bromoform	75-25-2	253	1.20	12.4	ND	ND		2	WG1025135
Bromomethane	74-83-9	94.90	0.400	1.55	ND	ND		2	WG1025135
1,3-Butadiene	106-99-0	54.10	4.00	8.85	28.0	62.0		2	WG1025135
Carbon disulfide	75-15-0	76.10	0.400	1.24	1.19	3.71		2	WG1025135
Carbon tetrachloride	56-23-5	154	0.400	2.52	ND	ND		2	WG1025135
Chlorobenzene	108-90-7	113	0.400	1.85	ND	ND		2	WG1025135
Chloroethane	75-00-3	64.50	0.400	1.06	ND	ND		2	WG1025135
Chloroform	67-66-3	119	0.400	1.95	ND	ND		2	WG1025135
Chloromethane	74-87-3	50.50	0.400	0.826	ND	ND		2	WG1025135
2-Chlorotoluene	95-49-8	126	0.400	2.06	ND	ND		2	WG1025135
Cyclohexane	110-82-7	84.20	0.400	1.38	19.9	68.5		2	WG1025135
Dibromochloromethane	124-48-1	208	0.400	3.40	ND	ND		2	WG1025135
1,2-Dibromoethane	106-93-4	188	0.400	3.08	ND	ND		2	WG1025135
1,2-Dichlorobenzene	95-50-1	147	0.400	2.40	ND	ND		2	WG1025135
1,3-Dichlorobenzene	541-73-1	147	0.400	2.40	ND	ND		2	WG1025135
1,4-Dichlorobenzene	106-46-7	147	0.400	2.40	ND	ND		2	WG1025135
1,2-Dichloroethane	107-06-2	99	0.400	1.62	ND	ND		2	WG1025135
1,1-Dichloroethane	75-34-3	98	0.400	1.60	ND	ND		2	WG1025135
1,1-Dichloroethene	75-35-4	96.90	0.400	1.59	ND	ND		2	WG1025135
cis-1,2-Dichloroethene	156-59-2	96.90	0.400	1.59	ND	ND		2	WG1025135
trans-1,2-Dichloroethene	156-60-5	96.90	0.400	1.59	ND	ND		2	WG1025135
1,2-Dichloropropane	78-87-5	113	0.400	1.85	ND	ND		2	WG1025135
cis-1,3-Dichloropropene	10061-01-5	111	0.400	1.82	ND	ND		2	WG1025135
trans-1,3-Dichloropropene	10061-02-6	111	0.400	1.82	ND	ND		2	WG1025135
1,4-Dioxane	123-91-1	88.10	0.400	1.44	ND	ND		2	WG1025135
Ethanol	64-17-5	46.10	1.26	2.38	39.3	74.0		2	WG1025135
Ethylbenzene	100-41-4	106	0.400	1.73	3.66	15.9		2	WG1025135
4-Ethyltoluene	622-96-8	120	0.400	1.96	1.50	7.37		2	WG1025135
Trichlorofluoromethane	75-69-4	137.40	0.400	2.25	ND	ND		2	WG1025135
Dichlorodifluoromethane	75-71-8	120.92	0.400	1.98	ND	ND	L2	2	WG1025135
1,1,2-Trichlorotrifluoroethane	76-13-1	187.40	0.400	3.07	ND	ND		2	WG1025135
1,2-Dichlorotetrafluoroethane	76-14-2	171	0.400	2.80	ND	ND		2	WG1025135
Heptane	142-82-5	100	0.400	1.64	19.5	79.8		2	WG1025135
Hexachloro-1,3-butadiene	87-68-3	261	1.26	13.5	ND	ND		2	WG1025135
n-Hexane	110-54-3	86.20	0.400	1.41	39.3	139		2	WG1025135
Isopropylbenzene	98-82-8	120.20	0.400	1.97	0.436	2.14		2	WG1025135
Methylene Chloride	75-09-2	84.90	0.400	1.39	0.899	3.12		2	WG1025135
Methyl Butyl Ketone	591-78-6	100	31.2	128	ND	ND		25	WG1025547
2-Butanone (MEK)	78-93-3	72.10	2.50	7.37	29.0	85.4		2	WG1025135
4-Methyl-2-pentanone (MIBK)	108-10-1	100.10	2.50	10.2	37.5	154		2	WG1025135
Methyl methacrylate	80-62-6	100.12	0.400	1.64	ND	ND		2	WG1025135
MTBE	1634-04-4	88.10	0.400	1.44	ND	ND		2	WG1025135
Naphthalene	91-20-3	128	1.26	6.60	ND	ND		2	WG1025135
2-Propanol	67-63-0	60.10	2.50	6.15	2.73	6.72		2	WG1025135
Propene	115-07-1	42.10	10.0	17.2	183	315		25	WG1025547
Styrene	100-42-5	104	0.400	1.70	ND	ND		2	WG1025135
1,1,2,2-Tetrachloroethane	79-34-5	168	0.400	2.75	ND	ND		2	WG1025135
Tetrachloroethylene	127-18-4	166	5.00	33.9	288	1950		25	WG1025547
Tetrahydrofuran	109-99-9	72.10	0.400	1.18	ND	ND		2	WG1025135
Toluene	108-88-3	92.10	0.400	1.51	39.8	150		2	WG1025135
1,2,4-Trichlorobenzene	120-82-1	181	1.26	9.33	ND	ND		2	WG1025135

Volatile Organic Compounds (MS) by Method TO-15

Analyte	CAS #	Mol. Wt.	RDL1 ppbv	RDL2 ug/m3	Result ppbv	Result ug/m3	Qualifier	Dilution	Batch
1,1,1-Trichloroethane	71-55-6	133	0.400	2.18	ND	ND		2	WG1025135
1,1,2-Trichloroethane	79-00-5	133	0.400	2.18	ND	ND		2	WG1025135
Trichloroethylene	79-01-6	131	0.400	2.14	0.451	2.42		2	WG1025135
1,2,4-Trimethylbenzene	95-63-6	120	0.400	1.96	5.42	26.6		2	WG1025135
1,3,5-Trimethylbenzene	108-67-8	120	0.400	1.96	1.53	7.50		2	WG1025135
2,2,4-Trimethylpentane	540-84-1	114.22	5.00	23.4	55.3	258		25	WG1025547
Vinyl chloride	75-01-4	62.50	0.400	1.02	ND	ND		2	WG1025135
Vinyl Bromide	593-60-2	106.95	0.400	1.75	ND	ND		2	WG1025135
Vinyl acetate	108-05-4	86.10	0.400	1.41	ND	ND		2	WG1025135
m&p-Xylene	1330-20-7	106	0.800	3.47	8.60	37.3		2	WG1025135
o-Xylene	95-47-6	106	0.400	1.73	3.00	13.0		2	WG1025135
1,1-Difluoroethane	75-37-6	66.05	0.400	1.08	ND	ND		2	WG1025135
(S) 1,4-Bromofluorobenzene	*460-00-4*	*175*	*60.0-140*		*107*				WG1025547
(S) 1,4-Bromofluorobenzene	*460-00-4*	*175*	*60.0-140*		*107*				WG1025135

Volatile Organic Compounds (MS) by Method TO-15

Analyte	CAS #	Mol. Wt.	RDL1 ppbv	RDL2 ug/m3	Result ppbv	Result ug/m3	Qualifier	Dilution	Batch
Acetone	67-64-1	58.10	2.50	5.94	28.1	66.8		2	WG1025135
Allyl chloride	107-05-1	76.53	0.400	1.25	ND	ND		2	WG1025135
Benzene	71-43-2	78.10	0.400	1.28	1.54	4.91		2	WG1025135
Benzyl Chloride	100-44-7	127	0.400	2.08	ND	ND		2	WG1025135
Bromodichloromethane	75-27-4	164	0.400	2.68	ND	ND		2	WG1025135
Bromoform	75-25-2	253	1.20	12.4	ND	ND		2	WG1025135
Bromomethane	74-83-9	94.90	0.400	1.55	ND	ND		2	WG1025135
1,3-Butadiene	106-99-0	54.10	4.00	8.85	ND	ND		2	WG1025135
Carbon disulfide	75-15-0	76.10	0.400	1.24	1.78	5.53		2	WG1025135
Carbon tetrachloride	56-23-5	154	0.400	2.52	ND	ND		2	WG1025135
Chlorobenzene	108-90-7	113	0.400	1.85	ND	ND		2	WG1025135
Chloroethane	75-00-3	64.50	0.400	1.06	ND	ND		2	WG1025135
Chloroform	67-66-3	119	0.400	1.95	ND	ND		2	WG1025135
Chloromethane	74-87-3	50.50	0.400	0.826	0.911	1.88		2	WG1025135
2-Chlorotoluene	95-49-8	126	0.400	2.06	ND	ND		2	WG1025135
Cyclohexane	110-82-7	84.20	0.400	1.38	1.19	4.11		2	WG1025135
Dibromochloromethane	124-48-1	208	0.400	3.40	ND	ND		2	WG1025135
1,2-Dibromoethane	106-93-4	188	0.400	3.08	ND	ND		2	WG1025135
1,2-Dichlorobenzene	95-50-1	147	0.400	2.40	ND	ND		2	WG1025135
1,3-Dichlorobenzene	541-73-1	147	0.400	2.40	ND	ND		2	WG1025135
1,4-Dichlorobenzene	106-46-7	147	0.400	2.40	ND	ND		2	WG1025135
1,2-Dichloroethane	107-06-2	99	0.400	1.62	ND	ND		2	WG1025135
1,1-Dichloroethane	75-34-3	98	0.400	1.60	ND	ND		2	WG1025135
1,1-Dichloroethene	75-35-4	96.90	0.400	1.59	ND	ND		2	WG1025135
cis-1,2-Dichloroethene	156-59-2	96.90	0.400	1.59	ND	ND		2	WG1025135
trans-1,2-Dichloroethene	156-60-5	96.90	0.400	1.59	ND	ND		2	WG1025135
1,2-Dichloropropane	78-87-5	113	0.400	1.85	ND	ND		2	WG1025135
cis-1,3-Dichloropropene	10061-01-5	111	0.400	1.82	ND	ND		2	WG1025135
trans-1,3-Dichloropropene	10061-02-6	111	0.400	1.82	ND	ND		2	WG1025135
1,4-Dioxane	123-91-1	88.10	0.400	1.44	ND	ND		2	WG1025135
Ethanol	64-17-5	46.10	1.26	2.38	12.6	23.7		2	WG1025135
Ethylbenzene	100-41-4	106	0.400	1.73	0.629	2.73		2	WG1025135
4-Ethyltoluene	622-96-8	120	0.400	1.96	0.815	4.00		2	WG1025135
Trichlorofluoromethane	75-69-4	137.40	0.400	2.25	ND	ND		2	WG1025135
Dichlorodifluoromethane	75-71-8	120.92	0.400	1.98	ND	ND	L2	2	WG1025135
1,1,2-Trichlorotrifluoroethane	76-13-1	187.40	0.400	3.07	ND	ND		2	WG1025135
1,2-Dichlorotetrafluoroethane	76-14-2	171	0.400	2.80	ND	ND		2	WG1025135
Heptane	142-82-5	100	0.400	1.64	1.69	6.91		2	WG1025135
Hexachloro-1,3-butadiene	87-68-3	261	1.26	13.5	ND	ND		2	WG1025135
n-Hexane	110-54-3	86.20	0.400	1.41	1.89	6.68		2	WG1025135
Isopropylbenzene	98-82-8	120.20	0.400	1.97	ND	ND		2	WG1025135
Methylene Chloride	75-09-2	84.90	0.400	1.39	0.792	2.75		2	WG1025135
Methyl Butyl Ketone	591-78-6	100	125	511	ND	ND		100	WG1025547
2-Butanone (MEK)	78-93-3	72.10	2.50	7.37	9.75	28.7		2	WG1025135
4-Methyl-2-pentanone (MIBK)	108-10-1	100.10	2.50	10.2	3.49	14.3		2	WG1025135
Methyl methacrylate	80-62-6	100.12	0.400	1.64	0.584	2.39		2	WG1025135
MTBE	1634-04-4	88.10	0.400	1.44	ND	ND		2	WG1025135
Naphthalene	91-20-3	128	1.26	6.60	ND	ND		2	WG1025135
2-Propanol	67-63-0	60.10	2.50	6.15	8.49	20.9		2	WG1025135
Propene	115-07-1	42.10	0.800	1.38	50.2	86.4		2	WG1025135
Styrene	100-42-5	104	0.400	1.70	ND	ND		2	WG1025135
1,1,2,2-Tetrachloroethane	79-34-5	168	0.400	2.75	ND	ND		2	WG1025135
Tetrachloroethylene	127-18-4	166	20.0	136	2750	18700		100	WG1025547
Tetrahydrofuran	109-99-9	72.10	0.400	1.18	ND	ND		2	WG1025135
Toluene	108-88-3	92.10	0.400	1.51	4.26	16.0		2	WG1025135
1,2,4-Trichlorobenzene	120-82-1	181	1.26	9.33	ND	ND		2	WG1025135

Volatile Organic Compounds (MS) by Method TO-15

Analyte	CAS #	Mol. Wt.	RDL1 ppbv	RDL2 ug/m3	Result ppbv	Result ug/m3	Qualifier	Dilution	Batch
1,1,1-Trichloroethane	71-55-6	133	0.400	2.18	ND	ND		2	WG1025135
1,1,2-Trichloroethane	79-00-5	133	0.400	2.18	ND	ND		2	WG1025135
Trichloroethylene	79-01-6	131	0.400	2.14	0.523	2.80		2	WG1025135
1,2,4-Trimethylbenzene	95-63-6	120	0.400	1.96	0.998	4.90		2	WG1025135
1,3,5-Trimethylbenzene	108-67-8	120	0.400	1.96	ND	ND		2	WG1025135
2,2,4-Trimethylpentane	540-84-1	114.22	0.400	1.87	0.600	2.80		2	WG1025135
Vinyl chloride	75-01-4	62.50	0.400	1.02	ND	ND		2	WG1025135
Vinyl Bromide	593-60-2	106.95	0.400	1.75	ND	ND		2	WG1025135
Vinyl acetate	108-05-4	86.10	0.400	1.41	ND	ND		2	WG1025135
m&p-Xylene	1330-20-7	106	0.800	3.47	1.79	7.74		2	WG1025135
o-Xylene	95-47-6	106	0.400	1.73	0.693	3.01		2	WG1025135
1,1-Difluoroethane	75-37-6	66.05	0.400	1.08	ND	ND		2	WG1025135
(S) 1,4-Bromofluorobenzene	*460-00-4*	*175*	*60.0-140*		*98.2*				WG1025547
(S) 1,4-Bromofluorobenzene	*460-00-4*	*175*	*60.0-140*		*111*				WG1025135

Method Blank (MB)

(MB) R3252991-3 09/27/17 10:04

Analyte	MB Result ppbv	MB Qualifier	MB MDL ppbv	MB RDL ppbv
Acetone	0.0612	E4	0.0569	1.25
Allyl Chloride	U		0.0546	0.200
Benzene	U		0.0460	0.200
Benzyl Chloride	U		0.0598	0.200
Bromodichloromethane	U		0.0436	0.200
Bromoform	U		0.0786	0.600
Bromomethane	U		0.0609	0.200
1,3-Butadiene	U		0.0563	2.00
Carbon disulfide	U		0.0544	0.200
Carbon tetrachloride	U		0.0585	0.200
Chlorobenzene	U		0.0601	0.200
Chloroethane	U		0.0489	0.200
Chloroform	U		0.0574	0.200
Chloromethane	U		0.0544	0.200
2-Chlorotoluene	U		0.0605	0.200
Cyclohexane	U		0.0534	0.200
Dibromochloromethane	U		0.0494	0.200
1,2-Dibromoethane	U		0.0185	0.200
1,2-Dichlorobenzene	U		0.0603	0.200
1,3-Dichlorobenzene	U		0.0597	0.200
1,4-Dichlorobenzene	U		0.0557	0.200
1,2-Dichloroethane	U		0.0616	0.200
1,1-Dichloroethane	U		0.0514	0.200
1,1-Dichloroethene	U		0.0490	0.200
cis-1,2-Dichloroethene	U		0.0389	0.200
trans-1,2-Dichloroethene	U		0.0464	0.200
1,2-Dichloropropane	U		0.0599	0.200
cis-1,3-Dichloropropene	U		0.0588	0.200
trans-1,3-Dichloropropene	U		0.0435	0.200
1,4-Dioxane	U		0.0554	0.200
Ethylbenzene	U		0.0506	0.200
4-Ethyltoluene	U		0.0666	0.200
Trichlorofluoromethane	U		0.0673	0.200
Dichlorodifluoromethane	U		0.0601	0.200
1,1,2-Trichlorotrifluoroethane	U		0.0687	0.200
1,2-Dichlorotetrafluoroethane	U		0.0458	0.200
Heptane	U		0.0626	0.200
Hexachloro-1,3-butadiene	U		0.0656	0.630
n-Hexane	U		0.0457	0.200
Isopropylbenzene	U		0.0563	0.200

Method Blank (MB)

(MB) R3252991-3 09/27/17 10:04

Analyte	MB Result ppbv	MB Qualifier	MB MDL ppbv	MB RDL ppbv
Methylene Chloride	U		0.0465	0.200
Methyl Butyl Ketone	U		0.0682	1.25
2-Butanone (MEK)	U		0.0493	1.25
4-Methyl-2-pentanone (MIBK)	U		0.0650	1.25
Methyl Methacrylate	U		0.0773	0.200
MTBE	U		0.0505	0.200
Naphthalene	U		0.154	0.630
2-Propanol	0.109	E4	0.0882	1.25
Propene	U		0.0932	0.400
Styrene	U		0.0465	0.200
1,1,2,2-Tetrachloroethane	U		0.0576	0.200
Tetrachloroethylene	U		0.0497	0.200
Tetrahydrofuran	U		0.0508	0.200
Toluene	U		0.0499	0.200
1,2,4-Trichlorobenzene	U		0.148	0.630
1,1,1-Trichloroethane	U		0.0665	0.200
1,1,2-Trichloroethane	U		0.0287	0.200
Trichloroethylene	U		0.0545	0.200
1,2,4-Trimethylbenzene	U		0.0483	0.200
1,3,5-Trimethylbenzene	U		0.0631	0.200
2,2,4-Trimethylpentane	U		0.0456	0.200
Vinyl chloride	U		0.0457	0.200
Vinyl Bromide	U		0.0727	0.200
Vinyl acetate	U		0.0639	0.200
m&p-Xylene	U		0.0946	0.400
o-Xylene	U		0.0633	0.200
Ethanol	0.156	E4	0.0832	0.630
1,1-Difluoroethane	U		0.0325	0.200
(S) 1,4-Bromofluorobenzene	*95.6*			*60.0-140*

Laboratory Control Sample (LCS) • Laboratory Control Sample Duplicate (LCSD)

(LCS) R3252991-1 09/27/17 08:29 • (LCSD) R3252991-2 09/27/17 09:16

Analyte	Spike Amount ppbv	LCS Result ppbv	LCSD Result ppbv	LCS Rec. %	LCSD Rec. %	Rec. Limits %	LCS Qualifier	LCSD Qualifier	RPD %	RPD Limits %
Ethanol	3.75	3.72	3.69	99.3	98.5	52.0-158			0.830	25
Propene	3.75	3.84	3.82	102	102	54.0-155			0.440	25
Dichlorodifluoromethane	3.75	3.25	3.31	86.6	88.3	69.0-143			1.94	25
1,2-Dichlorotetrafluoroethane	3.75	4.14	4.12	110	110	70.0-130			0.430	25

Laboratory Control Sample (LCS) • Laboratory Control Sample Duplicate (LCSD)

(LCS) R3252991-1 09/27/17 08:29 • (LCSD) R3252991-2 09/27/17 09:16

Analyte	Spike Amount ppbv	LCS Result ppbv	LCSD Result ppbv	LCS Rec. %	LCSD Rec. %	Rec. Limits %	LCS Qualifier	LCSD Qualifier	RPD %	RPD Limits %
Chloromethane	3.75	3.47	3.51	92.4	93.6	70.0-130			1.26	25
Vinyl chloride	3.75	3.90	3.70	104	98.6	70.0-130			5.31	25
1,3-Butadiene	3.75	4.19	4.03	112	108	70.0-130			3.85	25
Bromomethane	3.75	4.65	4.42	124	118	70.0-130			4.96	25
Chloroethane	3.75	4.38	4.20	117	112	70.0-130			4.28	25
Trichlorofluoromethane	3.75	4.33	4.31	115	115	70.0-130			0.290	25
1,1,2-Trichlorotrifluoroethane	3.75	4.13	4.15	110	111	70.0-130			0.530	25
1,1-Dichloroethene	3.75	4.10	4.11	109	110	70.0-130			0.210	25
1,1-Dichloroethane	3.75	4.04	4.03	108	108	70.0-130			0.230	25
Acetone	3.75	4.00	3.96	107	106	70.0-130			0.830	25
2-Propanol	3.75	4.08	4.09	109	109	66.0-150			0.320	25
Carbon disulfide	3.75	4.06	4.08	108	109	70.0-130			0.440	25
Methylene Chloride	3.75	3.93	3.90	105	104	70.0-130			0.730	25
MTBE	3.75	4.18	4.19	112	112	70.0-130			0.200	25
trans-1,2-Dichloroethene	3.75	4.05	4.05	108	108	70.0-130			0.140	25
n-Hexane	3.75	3.96	4.00	106	107	70.0-130			0.980	25
Vinyl acetate	3.75	4.17	4.12	111	110	70.0-130			1.16	25
Methyl Ethyl Ketone	3.75	4.10	4.11	109	110	70.0-130			0.370	25
cis-1,2-Dichloroethene	3.75	4.10	4.08	109	109	70.0-130			0.470	25
Chloroform	3.75	4.13	4.14	110	110	70.0-130			0.170	25
Cyclohexane	3.75	4.17	4.18	111	112	70.0-130			0.410	25
1,1,1-Trichloroethane	3.75	4.20	4.20	112	112	70.0-130			0.0200	25
Carbon tetrachloride	3.75	4.26	4.26	114	114	70.0-130			0.000	25
Benzene	3.75	4.12	4.13	110	110	70.0-130			0.360	25
1,2-Dichloroethane	3.75	4.15	4.17	111	111	70.0-130			0.490	25
Heptane	3.75	4.06	4.12	108	110	70.0-130			1.26	25
Trichloroethylene	3.75	4.21	4.22	112	112	70.0-130			0.140	25
1,2-Dichloropropane	3.75	4.02	4.04	107	108	70.0-130			0.340	25
1,4-Dioxane	3.75	4.28	4.44	114	118	70.0-152			3.79	25
Bromodichloromethane	3.75	4.20	4.24	112	113	70.0-130			0.950	25
cis-1,3-Dichloropropene	3.75	4.23	4.24	113	113	70.0-130			0.410	25
4-Methyl-2-pentanone (MIBK)	3.75	4.31	4.34	115	116	70.0-142			0.800	25
Toluene	3.75	4.23	4.28	113	114	70.0-130			1.05	25
trans-1,3-Dichloropropene	3.75	4.22	4.27	113	114	70.0-130			1.05	25
1,1,2-Trichloroethane	3.75	4.19	4.24	112	113	70.0-130			1.24	25
Tetrachloroethylene	3.75	4.49	4.51	120	120	70.0-130			0.450	25
Methyl Butyl Ketone	3.75	4.55	4.61	121	123	70.0-150			1.24	25
Dibromochloromethane	3.75	4.64	4.64	124	124	70.0-130			0.0900	25
1,2-Dibromoethane	3.75	4.55	4.58	121	122	70.0-130			0.490	25
Chlorobenzene	3.75	4.57	4.57	122	122	70.0-130			0.0400	25

Laboratory Control Sample (LCS) • Laboratory Control Sample Duplicate (LCSD)

(LCS) R3252991-1 09/27/17 08:29 • (LCSD) R3252991-2 09/27/17 09:16

Analyte	Spike Amount ppbv	LCS Result ppbv	LCSD Result ppbv	LCS Rec. %	LCSD Rec. %	Rec. Limits %	LCS Qualifier	LCSD Qualifier	RPD %	RPD Limits %
Ethylbenzene	3.75	4.42	4.38	118	117	70.0-130			0.880	25
m&p-Xylene	7.50	8.91	8.85	119	118	70.0-130			0.660	25
o-Xylene	3.75	4.52	4.49	121	120	70.0-130			0.690	25
Styrene	3.75	4.70	4.67	125	125	70.0-130			0.690	25
Bromoform	3.75	4.84	4.79	129	128	70.0-130			0.960	25
1,1,2,2-Tetrachloroethane	3.75	4.33	4.32	116	115	70.0-130			0.380	25
4-Ethyltoluene	3.75	4.60	4.61	123	123	70.0-130			0.270	25
1,3,5-Trimethylbenzene	3.75	4.61	4.59	123	122	70.0-130			0.470	25
1,2,4-Trimethylbenzene	3.75	4.61	4.61	123	123	70.0-130			0.0600	25
1,3-Dichlorobenzene	3.75	4.77	4.76	127	127	70.0-130			0.0400	25
1,4-Dichlorobenzene	3.75	5.00	5.01	133	134	70.0-130	L1	L1	0.150	25
Benzyl Chloride	3.75	5.09	5.13	136	137	70.0-144			0.750	25
1,2-Dichlorobenzene	3.75	4.72	4.70	126	125	70.0-130			0.300	25
1,2,4-Trichlorobenzene	3.75	5.35	5.37	143	143	70.0-155			0.480	25
Hexachloro-1,3-butadiene	3.75	4.61	4.65	123	124	70.0-145			0.950	25
Naphthalene	3.75	4.88	4.91	130	131	70.0-155			0.640	25
Allyl Chloride	3.75	3.95	3.96	105	106	70.0-130			0.370	25
2-Chlorotoluene	3.75	4.53	4.50	121	120	70.0-130			0.740	25
Methyl Methacrylate	3.75	4.15	4.17	111	111	70.0-130			0.380	25
Tetrahydrofuran	3.75	4.01	4.04	107	108	70.0-140			0.550	25
2,2,4-Trimethylpentane	3.75	4.11	4.12	110	110	70.0-130			0.110	25
Vinyl Bromide	3.75	4.60	4.40	123	117	70.0-130			4.50	25
Isopropylbenzene	3.75	4.57	4.55	122	121	70.0-130			0.450	25
1,1-Difluoroethane	3.75	3.92	3.91	104	104	70.0-130			0.170	25
(S) 1,4-Bromofluorobenzene				*100*	*99.3*	*60.0-140*				

Method Blank (MB)

(MB) R3252975-2 09/27/17 10:10

Analyte	MB Result ppbv	MB Qualifier	MB MDL ppbv	MB RDL ppbv
Acetone	U		0.0569	1.25
Allyl Chloride	U		0.0546	0.200
Benzene	U		0.0460	0.200
Benzyl Chloride	U		0.0598	0.200
Bromodichloromethane	U		0.0436	0.200
Bromoform	U		0.0786	0.600
Bromomethane	U		0.0609	0.200
1,3-Butadiene	U		0.0563	2.00
Carbon disulfide	U		0.0544	0.200
Carbon tetrachloride	U		0.0585	0.200
Chlorobenzene	U		0.0601	0.200
Chloroethane	U		0.0489	0.200
Chloroform	U		0.0574	0.200
Chloromethane	U		0.0544	0.200
2-Chlorotoluene	U		0.0605	0.200
Cyclohexane	U		0.0534	0.200
Dibromochloromethane	U		0.0494	0.200
1,2-Dibromoethane	U		0.0185	0.200
1,2-Dichlorobenzene	U		0.0603	0.200
1,3-Dichlorobenzene	U		0.0597	0.200
1,4-Dichlorobenzene	U		0.0557	0.200
1,2-Dichloroethane	U		0.0616	0.200
1,1-Dichloroethane	U		0.0514	0.200
1,1-Dichloroethene	U		0.0490	0.200
cis-1,2-Dichloroethene	U		0.0389	0.200
trans-1,2-Dichloroethene	U		0.0464	0.200
1,2-Dichloropropane	U		0.0599	0.200
cis-1,3-Dichloropropene	U		0.0588	0.200
trans-1,3-Dichloropropene	U		0.0435	0.200
1,4-Dioxane	U		0.0554	0.200
Ethylbenzene	U		0.0506	0.200
4-Ethyltoluene	U		0.0666	0.200
Trichlorofluoromethane	U		0.0673	0.200
Dichlorodifluoromethane	U		0.0601	0.200
1,1,2-Trichlorotrifluoroethane	U		0.0687	0.200
1,2-Dichlorotetrafluoroethane	U		0.0458	0.200
Heptane	U		0.0626	0.200
Hexachloro-1,3-butadiene	U		0.0656	0.630
n-Hexane	U		0.0457	0.200
Isopropylbenzene	U		0.0563	0.200

Method Blank (MB)

(MB) R3252975-2 09/27/17 10:10

Analyte	MB Result ppbv	MB Qualifier	MB MDL ppbv	MB RDL ppbv
Methylene Chloride	U		0.0465	0.200
Methyl Butyl Ketone	U		0.0682	1.25
2-Butanone (MEK)	U		0.0493	1.25
4-Methyl-2-pentanone (MIBK)	U		0.0650	1.25
Methyl Methacrylate	U		0.0773	0.200
MTBE	U		0.0505	0.200
Naphthalene	U		0.154	0.630
2-Propanol	U		0.0882	1.25
Propene	U		0.0932	0.400
Styrene	U		0.0465	0.200
1,1,2,2-Tetrachloroethane	U		0.0576	0.200
Tetrachloroethylene	U		0.0497	0.200
Tetrahydrofuran	U		0.0508	0.200
Toluene	U		0.0499	0.200
1,2,4-Trichlorobenzene	U		0.148	0.630
1,1,1-Trichloroethane	U		0.0665	0.200
1,1,2-Trichloroethane	U		0.0287	0.200
Trichloroethylene	U		0.0545	0.200
1,2,4-Trimethylbenzene	U		0.0483	0.200
1,3,5-Trimethylbenzene	U		0.0631	0.200
2,2,4-Trimethylpentane	U		0.0456	0.200
Vinyl chloride	U		0.0457	0.200
Vinyl Bromide	U		0.0727	0.200
Vinyl acetate	U		0.0639	0.200
m&p-Xylene	U		0.0946	0.400
o-Xylene	U		0.0633	0.200
Ethanol	U		0.0832	0.630
1,1-Difluoroethane	U		0.0325	0.200
(S) 1,4-Bromofluorobenzene	*88.2*			*60.0-140*

Laboratory Control Sample (LCS) • Laboratory Control Sample Duplicate (LCSD)

(LCS) R3252975-1 09/27/17 09:20 • (LCSD) R3252975-3 09/27/17 11:35

Analyte	Spike Amount ppbv	LCS Result ppbv	LCSD Result ppbv	LCS Rec. %	LCSD Rec. %	Rec. Limits %	LCS Qualifier	LCSD Qualifier	RPD %	RPD Limits %
Ethanol	3.75	4.41	4.15	118	111	52.0-158			6.19	25
Propene	3.75	4.43	4.31	118	115	54.0-155			2.68	25
Dichlorodifluoromethane	3.75	2.87	2.56	76.5	68.2	69.0-143		L2	11.4	25
1,2-Dichlorotetrafluoroethane	3.75	3.80	3.49	101	93.1	70.0-130			8.50	25

Laboratory Control Sample (LCS) • Laboratory Control Sample Duplicate (LCSD)

(LCS) R3252975-1 09/27/17 09:20 • (LCSD) R3252975-3 09/27/17 11:35

Analyte	Spike Amount ppbv	LCS Result ppbv	LCSD Result ppbv	LCS Rec. %	LCSD Rec. %	Rec. Limits %	LCS Qualifier	LCSD Qualifier	RPD %	RPD Limits %
Chloromethane	3.75	3.94	3.81	105	102	70.0-130			3.48	25
Vinyl chloride	3.75	4.00	3.83	107	102	70.0-130			4.56	25
1,3-Butadiene	3.75	4.11	3.99	110	106	70.0-130			3.03	25
Bromomethane	3.75	3.70	3.75	98.7	100	70.0-130			1.35	25
Chloroethane	3.75	3.87	3.86	103	103	70.0-130			0.0600	25
Trichlorofluoromethane	3.75	3.73	3.77	99.5	100	70.0-130			0.900	25
1,1,2-Trichlorotrifluoroethane	3.75	3.67	3.68	97.9	98.0	70.0-130			0.180	25
1,1-Dichloroethene	3.75	3.85	3.80	103	101	70.0-130			1.13	25
1,1-Dichloroethane	3.75	3.96	3.86	106	103	70.0-130			2.60	25
Acetone	3.75	4.20	4.03	112	108	70.0-130			4.06	25
2-Propanol	3.75	4.28	4.11	114	110	66.0-150			3.92	25
Carbon disulfide	3.75	3.93	3.87	105	103	70.0-130			1.70	25
Methylene Chloride	3.75	4.02	3.85	107	103	70.0-130			4.21	25
MTBE	3.75	3.94	3.84	105	103	70.0-130			2.54	25
trans-1,2-Dichloroethene	3.75	3.86	3.85	103	103	70.0-130			0.260	25
n-Hexane	3.75	4.05	3.97	108	106	70.0-130			2.12	25
Vinyl acetate	3.75	4.75	4.54	127	121	70.0-130			4.69	25
Methyl Ethyl Ketone	3.75	4.17	4.03	111	107	70.0-130			3.59	25
cis-1,2-Dichloroethene	3.75	4.28	4.16	114	111	70.0-130			3.03	25
Chloroform	3.75	3.78	3.73	101	99.6	70.0-130			1.25	25
Cyclohexane	3.75	3.73	3.66	99.4	97.6	70.0-130			1.83	25
1,1,1-Trichloroethane	3.75	3.55	3.54	94.8	94.5	70.0-130			0.290	25
Carbon tetrachloride	3.75	3.44	3.47	91.8	92.5	70.0-130			0.770	25
Benzene	3.75	3.73	3.69	99.6	98.3	70.0-130			1.33	25
1,2-Dichloroethane	3.75	3.79	3.69	101	98.5	70.0-130			2.55	25
Heptane	3.75	4.04	3.92	108	105	70.0-130			2.91	25
Trichloroethylene	3.75	3.65	3.68	97.3	98.0	70.0-130			0.790	25
1,2-Dichloropropane	3.75	3.70	3.61	98.6	96.2	70.0-130			2.52	25
1,4-Dioxane	3.75	4.12	4.17	110	111	70.0-152			1.15	25
Bromodichloromethane	3.75	3.68	3.62	98.1	96.5	70.0-130			1.55	25
cis-1,3-Dichloropropene	3.75	3.82	3.75	102	99.9	70.0-130			1.80	25
4-Methyl-2-pentanone (MIBK)	3.75	4.32	4.09	115	109	70.0-142			5.57	25
Toluene	3.75	3.47	3.44	92.4	91.6	70.0-130			0.880	25
trans-1,3-Dichloropropene	3.75	3.92	3.87	104	103	70.0-130			1.21	25
1,1,2-Trichloroethane	3.75	3.41	3.36	90.9	89.6	70.0-130			1.42	25
Tetrachloroethylene	3.75	3.18	3.17	84.7	84.4	70.0-130			0.360	25
Methyl Butyl Ketone	3.75	4.95	4.65	132	124	70.0-150			6.23	25
Dibromochloromethane	3.75	3.26	3.24	86.8	86.5	70.0-130			0.310	25
1,2-Dibromoethane	3.75	3.52	3.47	93.9	92.5	70.0-130			1.50	25
Chlorobenzene	3.75	3.20	3.12	85.3	83.1	70.0-130			2.64	25

Laboratory Control Sample (LCS) • Laboratory Control Sample Duplicate (LCSD)

(LCS) R3252975-1 09/27/17 09:20 • (LCSD) R3252975-3 09/27/17 11:35

Analyte	Spike Amount ppbv	LCS Result ppbv	LCSD Result ppbv	LCS Rec. %	LCSD Rec. %	Rec. Limits %	LCS Qualifier	LCSD Qualifier	RPD %	RPD Limits %
Ethylbenzene	3.75	3.22	3.16	85.9	84.2	70.0-130			2.03	25
m&p-Xylene	7.50	6.08	6.03	81.1	80.3	70.0-130			0.940	25
o-Xylene	3.75	3.08	3.07	82.0	81.8	70.0-130			0.240	25
Styrene	3.75	3.47	3.34	92.5	89.2	70.0-130			3.66	25
Bromoform	3.75	3.17	3.17	84.4	84.5	70.0-130			0.0700	25
1,1,2,2-Tetrachloroethane	3.75	3.13	2.99	83.5	79.6	70.0-130			4.82	25
4-Ethyltoluene	3.75	3.19	3.13	85.1	83.6	70.0-130			1.84	25
1,3,5-Trimethylbenzene	3.75	2.98	3.00	79.5	80.1	70.0-130			0.670	25
1,2,4-Trimethylbenzene	3.75	2.92	2.89	77.8	77.1	70.0-130			0.870	25
1,3-Dichlorobenzene	3.75	3.20	3.09	85.3	82.4	70.0-130			3.37	25
1,4-Dichlorobenzene	3.75	3.18	3.09	84.9	82.5	70.0-130			2.93	25
Benzyl Chloride	3.75	3.16	2.95	84.3	78.6	70.0-144			6.96	25
1,2-Dichlorobenzene	3.75	2.81	2.71	75.0	72.2	70.0-130			3.80	25
1,2,4-Trichlorobenzene	3.75	3.58	3.26	95.5	87.1	70.0-155			9.26	25
Hexachloro-1,3-butadiene	3.75	3.47	3.30	92.4	88.0	70.0-145			4.90	25
Naphthalene	3.75	3.84	3.30	102	88.1	70.0-155			15.1	25
Allyl Chloride	3.75	4.26	4.10	114	109	70.0-130			3.80	25
2-Chlorotoluene	3.75	3.03	2.96	80.7	79.1	70.0-130			2.05	25
Methyl Methacrylate	3.75	3.99	3.87	106	103	70.0-130			3.19	25
Tetrahydrofuran	3.75	4.20	4.02	112	107	70.0-140			4.44	25
2,2,4-Trimethylpentane	3.75	4.07	3.99	108	107	70.0-130			1.83	25
Vinyl Bromide	3.75	3.81	3.81	102	101	70.0-130			0.240	25
Isopropylbenzene	3.75	3.07	3.09	81.9	82.4	70.0-130			0.680	25
1,1-Difluoroethane	3.75	4.07	3.99	109	106	70.0-130			2.04	25
(S) 1,4-Bromofluorobenzene				*97.9*	*96.6*	*60.0-140*				

Method Blank (MB)

(MB) R3253152-2 09/28/17 09:53

Analyte	MB Result ppbv	MB Qualifier	MB MDL ppbv	MB RDL ppbv
Benzyl Chloride	U		0.0598	0.200
Bromoform	U		0.0786	0.600
2-Chlorotoluene	U		0.0605	0.200
1,2-Dichlorobenzene	U		0.0603	0.200
1,3-Dichlorobenzene	U		0.0597	0.200
1,4-Dichlorobenzene	U		0.0557	0.200
Ethylbenzene	U		0.0506	0.200
4-Ethyltoluene	U		0.0666	0.200
Hexachloro-1,3-butadiene	U		0.0656	0.630
Isopropylbenzene	U		0.0563	0.200
Methyl Butyl Ketone	U		0.0682	1.25
Naphthalene	0.213	E4	0.154	0.630
Propene	U		0.0932	0.400
Styrene	U		0.0465	0.200
1,1,2,2-Tetrachloroethane	U		0.0576	0.200
Tetrachloroethylene	U		0.0497	0.200
Toluene	U		0.0499	0.200
1,2,4-Trichlorobenzene	U		0.148	0.630
1,2,4-Trimethylbenzene	U		0.0483	0.200
1,3,5-Trimethylbenzene	U		0.0631	0.200
2,2,4-Trimethylpentane	U		0.0456	0.200
m&p-Xylene	U		0.0946	0.400
o-Xylene	U		0.0633	0.200
(S) 1,4-Bromofluorobenzene	*86.5*			*60.0-140*

Laboratory Control Sample (LCS) • Laboratory Control Sample Duplicate (LCSD)

(LCS) R3253152-1 09/28/17 09:02 • (LCSD) R3253152-3 09/28/17 10:43

Analyte	Spike Amount ppbv	LCS Result ppbv	LCSD Result ppbv	LCS Rec. %	LCSD Rec. %	Rec. Limits %	LCS Qualifier	LCSD Qualifier	RPD %	RPD Limits %
Propene	3.75	4.19	4.16	112	111	54.0-155			0.710	25
Toluene	3.75	3.35	3.37	89.3	89.7	70.0-130			0.510	25
Tetrachloroethylene	3.75	3.12	3.15	83.1	83.9	70.0-130			0.940	25
Methyl Butyl Ketone	3.75	4.74	4.75	126	127	70.0-150			0.210	25
Ethylbenzene	3.75	3.19	3.16	85.1	84.4	70.0-130			0.840	25
m&p-Xylene	7.50	6.09	5.97	81.2	79.6	70.0-130			1.91	25
o-Xylene	3.75	3.03	2.98	80.9	79.4	70.0-130			1.87	25
Styrene	3.75	3.43	3.35	91.4	89.4	70.0-130			2.22	25
Bromoform	3.75	3.16	3.14	84.3	83.8	70.0-130			0.570	25

Laboratory Control Sample (LCS) • Laboratory Control Sample Duplicate (LCSD)

(LCS) R3253152-1 09/28/17 09:02 • (LCSD) R3253152-3 09/28/17 10:43

Analyte	Spike Amount ppbv	LCS Result ppbv	LCSD Result ppbv	LCS Rec. %	LCSD Rec. %	Rec. Limits %	LCS Qualifier	LCSD Qualifier	RPD %	RPD Limits %
1,1,2,2-Tetrachloroethane	3.75	3.04	2.95	81.1	78.6	70.0-130			3.11	25
4-Ethyltoluene	3.75	3.15	3.09	84.1	82.3	70.0-130			2.19	25
1,3,5-Trimethylbenzene	3.75	3.00	2.87	80.1	76.5	70.0-130			4.65	25
1,2,4-Trimethylbenzene	3.75	2.85	2.82	75.9	75.1	70.0-130			1.11	25
1,3-Dichlorobenzene	3.75	3.19	3.17	85.1	84.4	70.0-130			0.820	25
1,4-Dichlorobenzene	3.75	3.17	3.13	84.6	83.4	70.0-130			1.44	25
Benzyl Chloride	3.75	2.98	2.88	79.4	76.8	70.0-144			3.34	25
1,2-Dichlorobenzene	3.75	2.76	2.79	73.5	74.3	70.0-130			1.10	25
1,2,4-Trichlorobenzene	3.75	3.64	3.30	97.1	88.1	70.0-155			9.75	25
Hexachloro-1,3-butadiene	3.75	3.47	3.44	92.5	91.7	70.0-145			0.870	25
Naphthalene	3.75	3.55	3.48	94.8	92.8	70.0-155			2.06	25
2-Chlorotoluene	3.75	2.97	2.94	79.2	78.5	70.0-130			0.840	25
2,2,4-Trimethylpentane	3.75	4.08	4.03	109	107	70.0-130			1.34	25
Isopropylbenzene	3.75	3.07	3.00	81.9	79.9	70.0-130			2.43	25
(S) 1,4-Bromofluorobenzene				*98.5*	*97.2*	*60.0-140*				

Instrument: AIRMS2 • File ID: 0927_02

09/27/17 08:31

Sample ID	File ID	BROMOCHLOROMETHANE	1,4-DIFLUOROBENZENE	CHLOROBENZENE-D5
		Response	Response	Response
Standard	0927_02	6541916	23216170	9800733
Upper Limit		9000000	31700000	14100000
Lower Limit		3860000	13600000	6040000
LCS R3252975-1 WG1025135 1x	0927_03	6473730	22912990	10052030
BLANK R3252975-2 WG1025135 1x	0927_04	6140401	21117030	8497228
LCSD R3252975-3 WG1025135 1x	0927_05	6582512	23012260	10050450
L939071-13 WG1025135 2x	0927_19	6357110	23056660	10472440
L939071-14 WG1025135 2x	0927_20	6509053	23679810	10266720
L939071-15 WG1025135 2x	0927_21	6493007	24104660	10991340

Instrument: AIRMS2 • File ID: 0928_02

09/28/17 08:12

Sample ID	File ID	BROMOCHLOROMETHANE	1,4-DIFLUOROBENZENE	CHLOROBENZENE-D5
		Response	Response	Response
Standard	0928_02	6256195	21878660	9351601
Upper Limit		9000000	31700000	14100000
Lower Limit		3860000	13600000	6040000
LCS R3253152-1 WG1025547 1x	0928_03	6178302	21560940	8999578
BLANK R3253152-2 WG1025547 1x	0928_04	5919353	20415990	8181903
LCSD R3253152-3 WG1025547 1x	0928_05	6178095	21676160	9235873
L939071-06 WG1025547 25x	0928_13	6281070	22181740	9678929
L939071-07 WG1025547 25x	0928_14	6316391	21917270	9759721
L939071-08 WG1025547 25x	0928_15	6333785	21858200	9791926
L939071-11 WG1025547 4x	0928_16	6651466	24067430	11175920
L939071-14 WG1025547 25x	0928_17	6210653	21719760	9993959
L939071-15 WG1025547 100x	0928_18	6503389	22751860	10238030

Instrument: AIRMS6 • File ID: 0927_01

09/27/17 07:42

Sample ID	File ID	BROMOCHLOROMETHANE Response	1,4-DIFLUOROBENZENE Response	CHLOROBENZENE-D5 Response
Standard	0927_01	3340815	11258160	11105720
Upper Limit		6440000	22100000	20600000
Lower Limit		2760000	9450000	8830000
LCS R3252991-1 WG1025125 1x	0927_02	3321141	11244960	11056730
LCSD R3252991-2 WG1025125 1x	0927_03	3314937	11229470	11056450
BLANK R3252991-3 WG1025125 1x	0927_04	3314200	11288630	10844460
L939071-01 WG1025125 2x	0927_13	3420832	12071300	11007740
L939071-02 WG1025125 2x	0927_14	3503306	12142620	11160690
L939071-03 WG1025125 2x	0927_15	3519554	12063860	11138110
L939071-04 WG1025125 2x	0927_16	3504147	12115600	11137130
L939071-05 WG1025125 2x	0927_17	3487519	11950040	10996030
L939071-06 WG1025125 2x	0927_18	3461895	11894200	10969630
L939071-07 WG1025125 2x	0927_19	3383003	11641970	10801800
L939071-08 WG1025125 2x	0927_20	3396982	11679680	10802700
L939071-09 WG1025125 2x	0927_21	3385458	11766780	9933061
L939071-10 WG1025125 2x	0927_22	3503056	12005290	10859140
L939071-11 WG1025125 2x	0927_23	3430136	11688140	6786936
L939071-12 WG1025125 2x	0927_24	3496058	11983030	10868550

Guide to Reading and Understanding Your Laboratory Report

The information below is designed to better explain the various terms used in your report of analytical results from the Laboratory. This is not intended as a comprehensive explanation, and if you have additional questions please contact your project representative.

Abbreviations and Definitions

MDL	Method Detection Limit.
ND	Not detected at the Reporting Limit (or MDL where applicable).
RDL	Reported Detection Limit.
Rec.	Recovery.
RPD	Relative Percent Difference.
SDG	Sample Delivery Group.
(S)	Surrogate (Surrogate Standard) - Analytes added to every blank, sample, Laboratory Control Sample/Duplicate and Matrix Spike/Duplicate; used to evaluate analytical efficiency by measuring recovery. Surrogates are not expected to be detected in all environmental media.
U	Not detected at the Reporting Limit (or MDL where applicable).
Analyte	The name of the particular compound or analysis performed. Some Analyses and Methods will have multiple analytes reported.
Dilution	If the sample matrix contains an interfering material, or if concentrations of analytes in the sample are higher than the highest limit of concentration that the laboratory can accurately report, the sample may be diluted for analysis. If a value different than 1 is used in this field, the result reported has already been corrected for this factor.
Limits	These are the target % recovery ranges or % difference value that the laboratory has historically determined as normal for the method and analyte being reported. Successful QC Sample analysis will target all analytes recovered or duplicated within these ranges.
Qualifier	This column provides a letter and/or number designation that corresponds to additional information concerning the result reported. If a Qualifier is present, a definition per Qualifier is provided within the Glossary and Definitions page and potentially a discussion of possible implications of the Qualifier in the Case Narrative if applicable.
Result	The actual analytical final result (corrected for any sample specific characteristics) reported for your sample. If there was no measurable result returned for a specific analyte, the result in this column may state “ND” (Not Detected) or “BDL” (Below Detectable Levels). The information in the results column should always be accompanied by either an MDL (Method Detection Limit) or RDL (Reporting Detection Limit) that defines the lowest value that the laboratory could detect or report for this analyte.
Case Narrative (Cn)	A brief discussion about the included sample results, including a discussion of any non-conformances to protocol observed either at sample receipt by the laboratory from the field or during the analytical process. If present, there will be a section in the Case Narrative to discuss the meaning of any data qualifiers used in the report.
Quality Control Summary (Qc)	This section of the report includes the results of the laboratory quality control analyses required by procedure or analytical methods to assist in evaluating the validity of the results reported for your samples. These analyses are not being performed on your samples typically, but on laboratory generated material.
Sample Chain of Custody (Sc)	This is the document created in the field when your samples were initially collected. This is used to verify the time and date of collection, the person collecting the samples, and the analyses that the laboratory is requested to perform. This chain of custody also documents all persons (excluding commercial shippers) that have had control or possession of the samples from the time of collection until delivery to the laboratory for analysis.
Sample Results (Sr)	This section of your report will provide the results of all testing performed on your samples. These results are provided by sample ID and are separated by the analyses performed on each sample. The header line of each analysis section for each sample will provide the name and method number for the analysis reported.
Sample Summary (Ss)	This section of the Analytical Report defines the specific analyses performed for each sample ID, including the dates and times of preparation and/or analysis.

Qualifier	Description
E1	Concentration estimated. Analyte exceeded calibration range. Reanalysis not possible due to insufficient sample.
E4	Concentration estimated. Analyte was detected below laboratory minimum reporting level (MRL) but above MDL.
L1	The associated blank spike recovery was above laboratory acceptance limits.
L2	The associated blank spike recovery was below laboratory acceptance limits.
S10	Surrogate recovery was above laboratory and method acceptance limits.

ACCREDITATIONS & LOCATIONS

ONE LAB. NATIONWIDE.

1 Cp
2 Tc
3 Ss
4 Cn
5 Sr
6 Qc
7 Is
8 Gl
9 Al
10 Sc

ESC Lab Sciences is the only environmental laboratory accredited/certified to support your work nationwide from one location. One phone call, one point of contact, one laboratory. No other lab is as accessible or prepared to handle your needs throughout the country. Our capacity and capability from our single location laboratory is comparable to the collective totals of the network laboratories in our industry. The most significant benefit to our "one location" design is the design of our laboratory campus. The model is conducive to accelerated productivity, decreasing turn-around time, and preventing cross contamination, thus protecting sample integrity. Our focus on premium quality and prompt service allows us to be **YOUR LAB OF CHOICE.**
***** Not all certifications held by the laboratory are applicable to the results reported in the attached report.

State Accreditations

Alabama	40660
Alaska	UST-080
Arizona	AZ0612
Arkansas	88-0469
California	01157CA
Colorado	TN00003
Conneticut	PH-0197
Florida	E87487
Georgia	NELAP
Georgia [1]	923
Idaho	TN00003
Illinois	200008
Indiana	C-TN-01
Iowa	364
Kansas	E-10277
Kentucky [1]	90010
Kentucky [2]	16
Louisiana	AI30792
Maine	TN0002
Maryland	324
Massachusetts	M-TN003
Michigan	9958
Minnesota	047-999-395
Mississippi	TN00003
Missouri	340
Montana	CERT0086
Nebraska	NE-OS-15-05
Nevada	TN-03-2002-34
New Hampshire	2975
New Jersey–NELAP	TN002
New Mexico	TN00003
New York	11742
North Carolina	Env375
North Carolina [1]	DW21704
North Carolina [2]	41
North Dakota	R-140
Ohio–VAP	CL0069
Oklahoma	9915
Oregon	TN200002
Pennsylvania	68-02979
Rhode Island	221
South Carolina	84004
South Dakota	n/a
Tennessee [1 4]	2006
Texas	T 104704245-07-TX
Texas [5]	LAB0152
Utah	6157585858
Vermont	VT2006
Virginia	109
Washington	C1915
West Virginia	233
Wisconsin	9980939910
Wyoming	A2LA

Third Party & Federal Accreditations

A2LA – ISO 17025	1461.01
A2LA – ISO 17025 [5]	1461.02
Canada	1461.01
EPA–Crypto	TN00003
AIHA-LAP,LLC	100789
DOD	1461.01
USDA	S-67674

[1.] Drinking Water [2.] Underground Storage Tanks [3.] Aquatic Toxicity [4.] Chemical/Microbiological [5.] Mold [n/a] Accreditation not applicable

Our Locations

ESC Lab Sciences has sixty-four client support centers that provide sample pickup and/or the delivery of sampling supplies. If you would like assistance from one of our support offices, please contact our main office. **ESC Lab Sciences performs all testing at our central laboratory.**

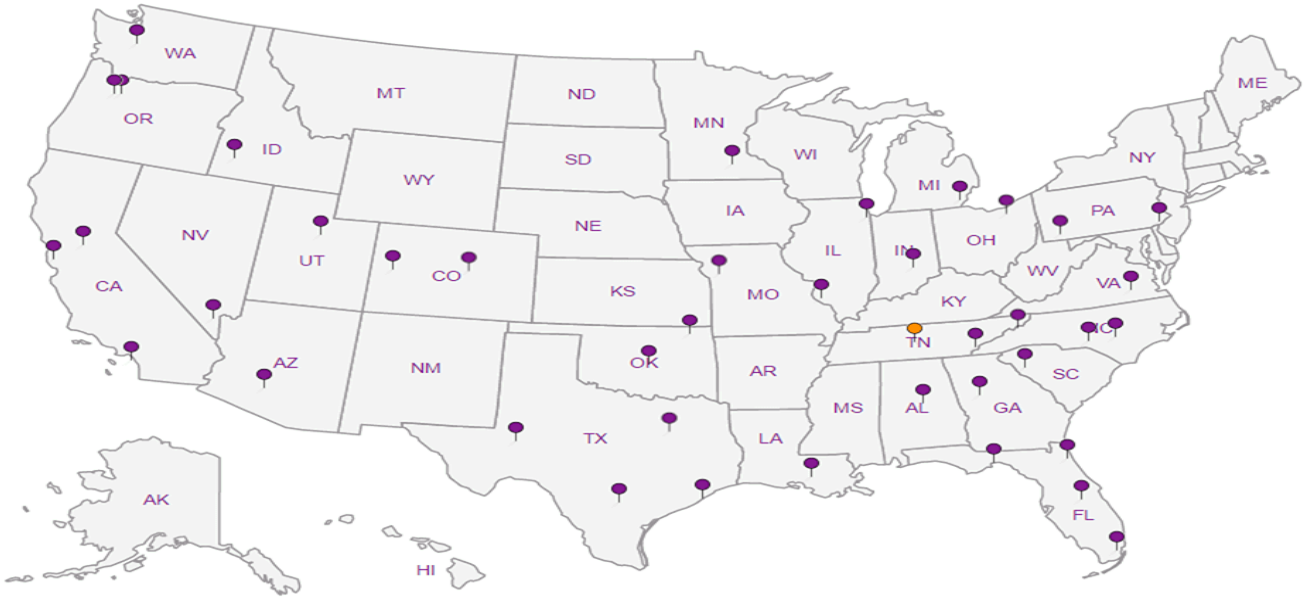

Company Name/Address:
Pinyon Environmental
1408 W. Mendoza Avenue
Mesa, AZ 85202

Billing Information: Same

Report to: Arianne Godwin

Email To: Godwin@pinyon-env.com

Project Description: ADEQ - 260 and Johnson Lane

City/State Collected: Pinetop, AZ

Phone:
Fax:

Client Project # 717100600p.0004

Lab Project #

Collected by (print): S. Sutherland

Site/Facility ID #

P.O. #

Collected by (signature):

Rush? (Lab MUST Be Notified)
___ Same Day 200%
___ Next Day 100%
___ Two Day 50%
___ Three Day 25%

Date Results Needed: Normal TAT

Email? ___No ✓Yes
FAX? ✓No ___Yes

Canister Pressure/Vacuum

Analysis: VOCs by TO-15 SUMMA

Chain of Custody Page 1 of 2

ESC LAB SCIENCES
YOUR LAB OF CHOICE
12065 Lebanon Rd
Mount Juliet, TN 37122
Phone: 615-758-5858
Phone: 800-767-5859
Fax: 615-758-5859

L# L939071
M228

Acctnum: PINYONMAZ
Template:
Prelogin:
TSR:
PB:
Shipped Via:

Sample ID	Sample Description	Can #	Date	Time	Initial	Final	VOCs by TO-15 SUMMA				Rem./Contaminant	Sample # (lab only)
	ΔP-01	7997	9/22/17	1535	24	5	✓					-01
	ΔP-02	6273	"	1552	23	3						-02
	ΔP-03	5464	"	1603	25	4						-03
	ΔP-04	7158	"	1618	23	3						-04
	ΔP-05	8508	"	1630	24	2.8						-05
	ΔP-06	6249	9/23/17	1020	25	5						-06
	ΔP-07	8523	"	1044	23	4						-07
	ΔP-08	6069	"	1059	24	3						-08
	ΔP-09	5188	"	1120	23	4						-09
	ΔP-10	5512	"	1132	24	3						-10

Remarks:

Relinquished by: (Signature)	Date: 9/25/17	Time: 0925	Received by: (Signature)
Relinquished by: (Signature)	Date: 9/25/17	Time: 1800	Received by: (Signature)
Relinquished by: (Signature)	Date:	Time:	Received for lab by: (Signature)

Samples returned via: ☐ UPS ☐ FedEx ☐ Courier ☐ ____
Temp: AMB °C Bottles Received: 15
Date: 9/26/17 Time: 0845

Hold #
Condition: (lab use only) OK
COC Seal Intact: ___Y ___N ✓NA
pH Checked: NCF:

Chain of Custody Page 2 of 2

ESC LAB SCIENCES
YOUR LAB OF CHOICE
12065 Lebanon Rd
Mount Juliet, TN 37122
Phone: 615-758-5858
Phone: 800-767-5859
Fax: 615-758-5859

Company Name/Address:
Pinyon Environmental
1408 W. Mendoza Avenue
Mesa, AZ 85202

Billing Information: Same

Report to: Arianne Godwin

Email To: Godwin@pinyon-env.com

Project Description: ADEQ - 260 and Johnson Lane

City/State Collected: Pinetop, AZ

Phone:
Fax:

Client Project # 717100600p.0004

Lab Project #

L# L939071

Table #

Collected by (print):

Site/Facility ID #

P.O. #

Acctnum: PINYONMAZ
Template:
Prelogin:
TSR:
PB:
Shipped Via:

Collected by (signature):

Rush? (Lab MUST Be Notified)
___ Same Day 200%
___ Next Day 100%
___ Two Day 50%
___ Three Day 25%

Date Results Needed: Normal TAT

Email? ___No ___Yes
FAX? ___No ___Yes

Canister Pressure/Vacuum

Analysis: VOCs by TO-15 SUMMA

Sample ID	Sample Description	Can #	Date	Time	Initial	Final	Rem./Contaminant	Sample # (lab only)
	ΔP-13	5806	9/23/17	1550	23	4		-11
	ΔP-14	8551		1605	23.5	3.5		-12
	ΔP-15	7285		1619	22	3		-13
	ΔP-12	736.3		1633	23.5	3.5		-14
	ΔP-11	7259		1644	22	4		-15

Remarks:

	Date:	Time:		
Relinquished by: (Signature)	9/25/17	0925	Received by: (Signature)	Samples returned via: ☐ UPS ☐ FedEx ☐ Courier ☐ ____
Relinquished by: (Signature)	9/25/17	1800	Received by: (Signature) SWA	Temp: AMB °C Bottles Received: 15
Relinquished by: (Signature)			Received for lab by: (Signature)	Date: 9/26/17 Time: 0845

Hold #

Condition: (lab use only) OK

COC Seal Intact: ___Y ___N ___NA

pH Checked: NCF:

8C97

ESC LAB SCIENCES
Cooler Receipt Form

Client: PINYONMAR	SDG#	L959071	
Cooler Received/Opened On: 9/26/17	Temperature: AMB		
Received by: Chris Ward			
Signature: Chris Ward			

Receipt Check List	NP	Yes	No
COC Seal Present / Intact?	✓		
COC Signed / Accurate?		✓	
Bottles arrive intact?		✓	
Correct bottles used?		✓	
Sufficient volume sent?		✓	
If Applicable			
VOA Zero headspace?			
Preservation Correct / Checked?			

Appendix B – Laboratory Analytical Reports – Groundwater and Surface Water

Janet Napolitano
Governor

ARIZONA DEPARTMENT OF ENVIRONMENTAL QUALITY

1110 West Washington Street • Phoenix, Arizona 85007
(602) 771-2300 • www.adeq.state.az.us

Stephen A. Owens
Director

January 22, 2004
SAU04.081

Mr. Mike Aylstock
Superintendent
Blue Ridge Unified School District #32
1200 W. White Mountain Blvd.
Lakeside, AZ 85929

Re: Blue Ridge Unified School District Irrigation Well Sample Results

Mr. Aylstock:

Thank you for providing to the Arizona Department of Environmental Quality (ADEQ) a copy of the June 2003 results for irrigation water samples collected from Blue Ridge Unified School District (the District) irrigation wells. As a result of the detections of trichloroethylene (TCE) in the irrigation water samples collected by the District, ADEQ collected additional groundwater samples, and confirmed the presence of TCE in groundwater in the vicinity of the District's school campus. The department is committed to working with the District to address this issue.

Before providing the details of our analysis, it is very important to stress that the District's drinking water is supplied by Arizona Water Company wells. The Arizona Water Company's water has been tested and those results confirm that the water being supplied to the school is free of contamination and meets all safe drinking water standards.

On October 27, 2003, ADEQ representatives collected water samples from the following locations within the District's irrigation water supply system:

- Irrigation well closest to the storage tank (irrigation well #1)
- Irrigation well furthest from the storage tank (irrigation well #2)
- Irrigation water storage tank

The samples were analyzed by the Arizona State Laboratory for volatile organic compounds (VOCs).

The laboratory report from this sampling event is enclosed for your use and information. TCE[1] was the only contaminant detected. The concentrations are summarized in the following table as measured in micrograms per liter (µg/L):

Sample #	Sample Location	TCE Concentration (µg/L)
BRES1	Irrigation Well #1	5.3
BRES2	Irrigation Well #2	2.3
BRES3	Irrigation Water Storage Tank	2.5
BRES4	Duplicate of Water Storage Tank Sample	2.5
BRES5	Trip Blank	Non-Detect

As you can see, the presence of TCE has been confirmed in the irrigation wells at concentrations ranging from 2.3 to 5.3 µg/L. For comparison, the Arizona Aquifer Water Quality Standard for TCE, which is based on the State's Safe Drinking Water Standard, is 5 µg/L. Samples BRES4 and BRES5 in the table above were collected for quality control purposes.

TCE contamination in the District irrigation well does not present a problem from a regulatory perspective because water used for irrigation is not required to meet safe drinking water standards. That said, ADEQ remains concerned about the presence of TCE contamination and its potential in the future to impact other groundwater sources. ADEQ will continue its Preliminary Investigation under with the Water Quality Assurance Revolving Fund (WQARF) Program, which addresses environmental contamination not subject to other regulatory programs. The objective of our investigation is to determine the potential risk to public health or welfare or the environment for possible inclusion of a site on the WQARF Registry.

The scope of the investigation, including an initial project schedule, will be developed in February 2004. It will likely involve extensive research to identify possible sources of the TCE, as well as additional

[1]According to the Agency for Toxic Substances and Disease Registry Toxicological Profile, dated September 1997, TCE is now mainly used as a solvent to remove grease from metal parts. It is also used as a solvent in other ways and to make other chemicals. TCE can also be found in some household products, including typewriter correction fluid, paint removers, adhesives, and spot removers. Additionally, TCE can be a break down product of tetrachloroethylene (PCE), another chemical solvent widely used in dry cleaning operations.

environmental sampling. Groundwater investigations are usually complex and lengthy, and conducted in multiple phases.

Thank you again for your assistance. If you have any questions or comments regarding information presented in this letter, please contact me at (602) 771-4340. Also, ADEQ Community Liaison Byron James will be contacting you shortly to continue coordination of the investigation activities. Mr. James can be reached at (928) 337-3565. I hope the information contained in this letter is useful to you. I again want to express ADEQ's commitment to working with you to address this issue. Please feel free to share copies of this letter to other interested persons or to refer interested persons to Mr. James or myself.

Sincerely,

Jeff Littell

Jeff Littell, Manager
Site Assessment Unit

Enclosure

cc: Will Humble, ADHS
Byron James, ADEQ
Reading File
Site File

CTS 118297

ARIZONA DEPARTMENT OF ENVIRONMENTAL QUALITY

1110 West Washington Street • Phoenix, Arizona 85007
(602) 771-2300 • www.adeq.state.az.us

Janet Napolitano
Governor

Stephen A. Owens
Director

December 10, 2003
SAU04.053

Mr. Will Humble
Arizona Department of Health Services
150 N. 18th Avenue
Phoenix, AZ 85007

RE: Transmittal of Analytical Data
Blue Ridge Elementary School
1200 W. White Mountain Boulevard
Lakeside, Arizona 85929

Dear Mr. Humble:

Earlier this year, the Arizona Department of Health Services (ADHS) completed a Health Consultation for the Blue Ridge Elementary School (the Site). The Arizona Department of Environmental Quality (ADEQ) is currently conducting a Water Quality Assurance Revolving Fund (WQARF) Preliminary Investigation (PI) at the Site. The purpose of the WQARF PI is to determine if the Site is eligible for placement on the WQARF Registry.

On October 27, 2003, as part of the WQARF PI, ADEQ collected groundwater samples at the Site. Specifically, ADEQ collected groundwater samples from two irrigation wells and a holding tank supplied by the two wells. According to the Blue Ridge School District, the water supplied by the irrigation wells and holding tank are strictly used for irrigation purposes at the Site. Based on the sampling event's analytical data, the groundwater samples collected from the irrigation wells and holding tank contained laboratory detectable levels of trichloroethene (TCE). TCE was found in irrigation supply well #1 at 5.3 micrograms per liter (µg/L), and irrigation supply well #2 and the holding tank were below the Aquifer Water Quality Standard of 5.0 µg/L. Please find enclosed a copy of the November 17, 2003 ADHS laboratory report to address any public inquiries you might receive regarding the potential health concerns at the Site.

If you have any questions regarding information provided in this letter, please contact Site Assessment Unit Project Manager Debi Goodwin at (602) 771-4453. You may also contact me at (602) 771-4340.

Sincerely,

Jeff Littell, Manager
Site Assessment Unit

cc: SAU Reading File
Site file

CTS 118278

Well #1
55-568435

ARIZONA DEPARTMENT OF HEALTH SERVICES
State Laboratory
1520 West Adams Street
Phoenix, Arizona 85007
(602) 542-6108
Wesley B. Press, M.S., SM(AAM), Bureau Chief

November 17, 2003	Submitter:	PHIL MCNEELY	ADEQ	
	Sample Type:	Ground Water	QAU #:	
DEBI GOODWIN	Submitter's ID:	----------/---------- /BRES1	Purch Req:	EP818500
ADEQ-GOODWIN, DEBI	DW System ID:		PCA:	35602
1110 W. WASHINGTON	Chain of Custody:	Yes	Index:	32500
PHOENIX, AZ 85007	Date Sampled:	10/27/2003 10:30 AM	Site Code:	505469-00
	Date Lab Received:	10/28/2003	Results By:	11/27/2003
	Priority:	3		

Disposal of Samples:
Disposal of all samples will occur 30 days from the date results are reported. Only chain-of-custody samples will be retained if a "Save Sample Request" form has been received by the Chemistry Office.

Quality Assurance:
Unless otherwise noted on this report, all quality control data is within laboratory's acceptance limits as defined in the *Quality Assurance Plan for Analytical Chemical Services* and/or in the individual standard operating procedure for the test performed.

Reporting Conventions:
ND means none detected at or below the laboratory's method reporting limit (MRL). Present means that the analyte has been detected, but is at a concentration that cannot be accurately quantitated. Therefore, it is reported as present below the level specified on this report.

** ANALYTICAL RESULTS **

Lab #: 68001

Method
Grouping

Analyte	Result		Prepped	Analyzed	Method Reference	MRL	Unit	Storet #	Comments
VOCS 8260B-L									
ANALYTE									
ACETONE	ND	ug/l		11/04/2003	EPA 8260B	4	ug/l		
BENZENE	ND	ug/l		11/04/2003	EPA 8260B	1	ug/l		
BROMOBENZENE	ND	ug/l		11/04/2003	EPA 8260B	1	ug/l		
BROMOCHLOROMETHANE	ND	ug/l		11/04/2003	EPA 8260B	1	ug/l		
BROMODICHLOROMETHANE	ND	ug/l		11/04/2003	EPA 8260B	1	ug/l		
BROMOFORM	ND	ug/l		11/04/2003	EPA 8260B	1	ug/l		
BROMOMETHANE	ND	ug/l		11/04/2003	EPA 8260B	1	ug/l		
2-BUTANONE (MEK)	ND	ug/l		11/04/2003	EPA 8260B	4	ug/l		
N-BUTYLBENZENE	ND	ug/l		11/04/2003	EPA 8260B	1	ug/l		
SEC-BUTYLBENZENE	ND	ug/l		11/04/2003	EPA 8260B	1	ug/l		
TERTIARY-BUTYLBENZENE	ND	ug/l		11/04/2003	EPA 8260B	1	ug/l		
CARBON TETRACHLORIDE	ND	ug/l		11/04/2003	EPA 8260B	1	ug/l		
CHLOROBENZENE	ND	ug/l		11/04/2003	EPA 8260B	1	ug/l		
CHLOROETHANE	ND	ug/l		11/04/2003	EPA 8260B	1	ug/l		
CHLOROFORM	ND	ug/l		11/04/2003	EPA 8260B	1	ug/l		
CHLOROMETHANE	ND	ug/l		11/04/2003	EPA 8260B	1	ug/l		
2-CHLOROTOLUENE	ND	ug/l		11/04/2003	EPA 8260B	1	ug/l		
4-CHLOROTOLUENE	ND	ug/l		11/04/2003	EPA 8260B	1	ug/l		
DIBROMOCHLOROMETHANE	ND	ug/l		11/04/2003	EPA 8260B	1	ug/l		

Reviewed & Approved: Patricia A. Adler 11/20/03
Patricia A. Adler, Chief
Office of Environmental & Analytical Chemistry

H59R865

ARIZONA DEPARTMENT OF HEALTH SERVICES
State Laboratory
1520 West Adams Street
Phoenix, Arizona 85007
(602) 542-6108
Wesley B. Press, M.S., SM(AAM), Bureau Chief

November 17, 2003	Submitter:	PHIL MCNEELY	ADEQ	
	Sample Type:	Ground Water	QAU #:	
DEBI GOODWIN	Submitter's ID:	----------/---------- /BRES1	Purch Req:	EP818500
ADEQ-GOODWIN, DEBI	DW System ID:		PCA:	35602
1110 W. WASHINGTON	Chain of Custody:	Yes	Index:	32500
PHOENIX, AZ 85007	Date Sampled:	10/27/2003 10:30 AM	Site Code:	505469-00
	Date Lab Received:	10/28/2003	Results By:	11/27/2003
	Priority:	3		

** ANALYTICAL RESULTS **

Lab #: 68001

Method
Grouping

Analyte	Result		Prepped	Analyzed	Method Reference	MRL	Unit	Storet #	Comments
VOCS 8260B-L									
ANALYTE									
1,2-DIBROMOETHANE	ND	ug/l		11/04/2003	EPA 8260B	1	ug/l		
DIBROMOMETHANE	ND	ug/l		11/04/2003	EPA 8260B	1	ug/l		
1,2-DICHLOROBENZENE	ND	ug/l		11/04/2003	EPA 8260B	1	ug/l		
1,3-DICHLOROBENZENE	ND	ug/l		11/04/2003	EPA 8260B	1	ug/l		
1,4-DICHLOROBENZENE	ND	ug/l		11/04/2003	EPA 8260B	1	ug/l		
DICHLORODIFLUOROMETHANE	ND	ug/l		11/04/2003	EPA 8260B	1	ug/l		
1,1-DICHLOROETHANE	ND	ug/l		11/04/2003	EPA 8260B	1	ug/l		
1,2-DICHLOROETHANE	ND	ug/l		11/04/2003	EPA 8260B	1	ug/l		
1,1-DICHLOROETHENE	ND	ug/l		11/04/2003	EPA 8260B	1	ug/l		
CIS-1,2-DICHLOROETHENE	ND	ug/l		11/04/2003	EPA 8260B	1	ug/l		
TRANS-1,2-DICHLOROETHENE	ND	ug/l		11/04/2003	EPA 8260B	1	ug/l		
1,2-DICHLOROPROPANE	ND	ug/l		11/04/2003	EPA 8260B	1	ug/l		
1,3-DICHLOROPROPANE	ND	ug/l		11/04/2003	EPA 8260B	1	ug/l		
2,2-DICHLOROPROPANE	ND	ug/l		11/04/2003	EPA 8260B	1	ug/l		
1,1-DICHLOROPROPENE	ND	ug/l		11/04/2003	EPA 8260B	1	ug/l		
CIS-1,3-DICHLOROPROPENE	ND	ug/l		11/04/2003	EPA 8260B	1	ug/l		
TRANS-1,3-DICHLOROPROPENE	ND	ug/l		11/04/2003	EPA 8260B	1	ug/l		
ETHYLBENZENE	ND	ug/l		11/04/2003	EPA 8260B	1	ug/l		
HEXACHLOROBUTADIENE	ND	ug/l		11/04/2003	EPA 8260B	1	ug/l		
2-HEXANONE (MBK)	ND	ug/l		11/04/2003	EPA 8260B	4	ug/l		
ISOPROPYLBENZENE	ND	ug/l		11/04/2003	EPA 8260B	1	ug/l		
4-ISOPROPYLTOLUENE	ND	ug/l		11/04/2003	EPA 8260B	1	ug/l		
METHYLENE CHLORIDE	ND	ug/l		11/04/2003	EPA 8260B	1	ug/l		
4-METHYL-2-PENTANONE (MIBK)	ND	ug/l		11/04/2003	EPA 8260B	4	ug/l		
METHYL T-BUTYL ETHER	ND	ug/l		11/04/2003	EPA 8260B	1	ug/l		
NAPHTHALENE	ND	ug/l		11/04/2003	EPA 8260B	1	ug/l		

Reviewed & Approved: Patricia A. Adler
Patricia A. Adler, Chief
Office of Environmental & Analytical Chemistry

H59R865

ARIZONA DEPARTMENT OF HEALTH SERVICES
State Laboratory
1520 West Adams Street
Phoenix, Arizona 85007
(602) 542-6108
Wesley B. Press, M.S., SM(AAM), Bureau Chief

November 17, 2003	Submitter:	PHIL MCNEELY	ADEQ	
	Sample Type:	Ground Water	QAU #:	
DEBI GOODWIN	Submitter's ID:	----------/---------- /BRES1	Purch Req:	EP818500
ADEQ-GOODWIN, DEBI	DW System ID:		PCA:	35602
1110 W. WASHINGTON	Chain of Custody:	Yes	Index:	32500
PHOENIX, AZ 85007	Date Sampled:	10/27/2003 10:30 AM	Site Code:	505469-00
	Date Lab Received:	10/28/2003	Results By:	11/27/2003
	Priority:	3		

** ANALYTICAL RESULTS **

Lab #: 68001

Method
Grouping

Analyte	Result		Prepped	Analyzed	Method Reference	MRL	Unit	Storet #	Comments
VOCS 8260B-L									
ANALYTE									
N-PROPYL BENZENE	ND	ug/l		11/04/2003	EPA 8260B	1	ug/l		
STYRENE	ND	ug/l		11/04/2003	EPA 8260B	1	ug/l		
1,1,1,2-TETRACHLOROETHANE	ND	ug/l		11/04/2003	EPA 8260B	1	ug/l		
1,1,2,2-TETRACHLOROETHANE	ND	ug/l		11/04/2003	EPA 8260B	1	ug/l		
TETRACHLOROETHENE	ND	ug/l		11/04/2003	EPA 8260B	1	ug/l		
TOLUENE	ND	ug/l		11/04/2003	EPA 8260B	1	ug/l		
1,2,3-TRICHLOROBENZENE	ND	ug/l		11/04/2003	EPA 8260B	1	ug/l		
1,2,4-TRICHLOROBENZENE	ND	ug/l		11/04/2003	EPA 8260B	1	ug/l		
1,1,1-TRICHLOROETHANE	ND	ug/l		11/04/2003	EPA 8260B	1	ug/l		
1,1,2-TRICHLOROETHANE	ND	ug/l		11/04/2003	EPA 8260B	1	ug/l		
TRICHLOROETHENE	5.3	ug/l		11/04/2003	EPA 8260B	1	ug/l		
TRICHLOROFLUOROMETHANE	ND	ug/l		11/04/2003	EPA 8260B	1	ug/l		
1,2,3-TRICHLOROPROPANE	ND	ug/l		11/04/2003	EPA 8260B	1	ug/l		
1,2,4-TRIMETHYLBENZENE	ND	ug/l		11/04/2003	EPA 8260B	1	ug/l		
1,3,5-TRIMETHYLBENZENE	ND	ug/l		11/04/2003	EPA 8260B	1	ug/l		
VINYL ACETATE	ND	ug/l		11/04/2003	EPA 8260B	4	ug/l		Arizona Data Qualifier N1: CASE NARRATIVE: Recovery of the second source standard for Vinyl Acetate was 123%. This was above laboratory control limits (80-120%) but within method control limits (70-130%).
VINYL CHLORIDE	ND	ug/l		11/04/2003	EPA 8260B	1	ug/l		
XYLENES, TOTAL	ND	ug/l		11/04/2003	EPA 8260B	1	ug/l		
SURROGATE									
4-BROMOFLUOROBENZENE	97	%REC		11/04/2003	EPA 8260B		%REC		
DIBROMOFLUOROMETHANE	98	%REC		11/04/2003	EPA 8260B		%REC		
1,2-DICHLOROETHANE-D4	111	%REC		11/04/2003	EPA 8260B		%REC		
TOLUENE-D8	101	%REC		11/04/2003	EPA 8260B		%REC		

Reviewed & Approved: Patricia A. Adler
Patricia A. Adler, Chief
Office of Environmental & Analytical Chemistry

H59R865

ARIZONA DEPARTMENT OF HEALTH SERVICES
State Laboratory
1520 West Adams Street
Phoenix, Arizona 85007
(602) 542-6108
Wesley B. Press, M.S., SM(AAM), Bureau Chief

Well #2
55-500294

November 17, 2003	Submitter:	PHIL MCNEELY	ADEQ	
	Sample Type:	Ground Water	QAU #:	
DEBI GOODWIN	Submitter's ID:	----------/---------- /BRES2	Purch Req:	EP818500
ADEQ-GOODWIN, DEBI	DW System ID:		PCA:	35602
1110 W. WASHINGTON	Chain of Custody:	Yes	Index:	32500
PHOENIX, AZ 85007	Date Sampled:	10/27/2003 10:48 AM	Site Code:	505469-00
	Date Lab Received:	10/28/2003	Results By:	11/27/2003
	Priority:	3		

Disposal of Samples:
Disposal of all samples will occur 30 days from the date results are reported. Only chain-of-custody samples will be retained if a "Save Sample Request" form has been received by the Chemistry Office.

Quality Assurance:
Unless otherwise noted on this report, all quality control data is within laboratory's acceptance limits as defined in the *Quality Assurance Plan for Analytical Chemical Services* and/or in the individual standard operating procedure for the test performed.

Reporting Conventions:
ND means none detected at or below the laboratory's method reporting limit (MRL). Present means that the analyte has been detected, but is at a concentration that cannot be accurately quantitated. Therefore, it is reported as present below the level specified on this report.

** ANALYTICAL RESULTS **

Lab #: 68002

Method
Grouping

Analyte	Result		Prepped	Analyzed	Method Reference	MRL	Unit	Storet #	Comments
VOCS 8260B-L									
ANALYTE									
ACETONE	ND	ug/l		11/04/2003	EPA 8260B	4	ug/l		
BENZENE	ND	ug/l		11/04/2003	EPA 8260B	1	ug/l		
BROMOBENZENE	ND	ug/l		11/04/2003	EPA 8260B	1	ug/l		
BROMOCHLOROMETHANE	ND	ug/l		11/04/2003	EPA 8260B	1	ug/l		
BROMODICHLOROMETHANE	ND	ug/l		11/04/2003	EPA 8260B	1	ug/l		
BROMOFORM	ND	ug/l		11/04/2003	EPA 8260B	1	ug/l		
BROMOMETHANE	ND	ug/l		11/04/2003	EPA 8260B	1	ug/l		
2-BUTANONE (MEK)	ND	ug/l		11/04/2003	EPA 8260B	4	ug/l		
N-BUTYLBENZENE	ND	ug/l		11/04/2003	EPA 8260B	1	ug/l		
SEC-BUTYLBENZENE	ND	ug/l		11/04/2003	EPA 8260B	1	ug/l		
TERTIARY-BUTYLBENZENE	ND	ug/l		11/04/2003	EPA 8260B	1	ug/l		
CARBON TETRACHLORIDE	ND	ug/l		11/04/2003	EPA 8260B	1	ug/l		
CHLOROBENZENE	ND	ug/l		11/04/2003	EPA 8260B	1	ug/l		
CHLOROETHANE	ND	ug/l		11/04/2003	EPA 8260B	1	ug/l		
CHLOROFORM	ND	ug/l		11/04/2003	EPA 8260B	1	ug/l		
CHLOROMETHANE	ND	ug/l		11/04/2003	EPA 8260B	1	ug/l		
2-CHLOROTOLUENE	ND	ug/l		11/04/2003	EPA 8260B	1	ug/l		
4-CHLOROTOLUENE	ND	ug/l		11/04/2003	EPA 8260B	1	ug/l		
DIBROMOCHLOROMETHANE	ND	ug/l		11/04/2003	EPA 8260B	1	ug/l		

Reviewed & Approved: Patricia A. Adler 11/20/03
Patricia A. Adler, Chief
Office of Environmental & Analytical Chemistry

H59R865

ARIZONA DEPARTMENT OF HEALTH SERVICES
State Laboratory
1520 West Adams Street
Phoenix, Arizona 85007
(602) 542-6108
Wesley B. Press, M.S., SM(AAM), Bureau Chief

November 17, 2003	Submitter:	PHIL MCNEELY	ADEQ	
	Sample Type:	Ground Water	QAU #:	
DEBI GOODWIN	Submitter's ID:	----------/---------- /BRES2	Purch Req:	EP818500
ADEQ-GOODWIN, DEBI	DW System ID:		PCA:	35602
1110 W. WASHINGTON	Chain of Custody:	Yes	Index:	32500
PHOENIX, AZ 85007	Date Sampled:	10/27/2003 10:48 AM	Site Code:	505469-00
	Date Lab Received:	10/28/2003	Results By:	11/27/2003
	Priority:	3		

** ANALYTICAL RESULTS **

Lab #: 68002

Method
Grouping

Analyte	Result		Prepped	Analyzed	Method Reference	MRL	Unit	Storet #	Comments
VOCS 8260B-L									
ANALYTE									
1,2-DIBROMOETHANE	ND	ug/l		11/04/2003	EPA 8260B	1	ug/l		
DIBROMOMETHANE	ND	ug/l		11/04/2003	EPA 8260B	1	ug/l		
1,2-DICHLOROBENZENE	ND	ug/l		11/04/2003	EPA 8260B	1	ug/l		
1,3-DICHLOROBENZENE	ND	ug/l		11/04/2003	EPA 8260B	1	ug/l		
1,4-DICHLOROBENZENE	ND	ug/l		11/04/2003	EPA 8260B	1	ug/l		
DICHLORODIFLUOROMETHANE	ND	ug/l		11/04/2003	EPA 8260B	1	ug/l		
1,1-DICHLOROETHANE	ND	ug/l		11/04/2003	EPA 8260B	1	ug/l		
1,2-DICHLOROETHANE	ND	ug/l		11/04/2003	EPA 8260B	1	ug/l		
1,1-DICHLOROETHENE	ND	ug/l		11/04/2003	EPA 8260B	1	ug/l		
CIS-1,2-DICHLOROETHENE	ND	ug/l		11/04/2003	EPA 8260B	1	ug/l		
TRANS-1,2-DICHLOROETHENE	ND	ug/l		11/04/2003	EPA 8260B	1	ug/l		
1,2-DICHLOROPROPANE	ND	ug/l		11/04/2003	EPA 8260B	1	ug/l		
1,3-DICHLOROPROPANE	ND	ug/l		11/04/2003	EPA 8260B	1	ug/l		
2,2-DICHLOROPROPANE	ND	ug/l		11/04/2003	EPA 8260B	1	ug/l		
1,1-DICHLOROPROPENE	ND	ug/l		11/04/2003	EPA 8260B	1	ug/l		
CIS-1,3-DICHLOROPROPENE	ND	ug/l		11/04/2003	EPA 8260B	1	ug/l		
TRANS-1,3-DICHLOROPROPENE	ND	ug/l		11/04/2003	EPA 8260B	1	ug/l		
ETHYLBENZENE	ND	ug/l		11/04/2003	EPA 8260B	1	ug/l		
HEXACHLOROBUTADIENE	ND	ug/l		11/04/2003	EPA 8260B	1	ug/l		
2-HEXANONE (MBK)	ND	ug/l		11/04/2003	EPA 8260B	4	ug/l		
ISOPROPYLBENZENE	ND	ug/l		11/04/2003	EPA 8260B	1	ug/l		
4-ISOPROPYLTOLUENE	ND	ug/l		11/04/2003	EPA 8260B	1	ug/l		
METHYLENE CHLORIDE	ND	ug/l		11/04/2003	EPA 8260B	1	ug/l		
4-METHYL-2-PENTANONE (MIBK)	ND	ug/l		11/04/2003	EPA 8260B	4	ug/l		
METHYL T-BUTYL ETHER	ND	ug/l		11/04/2003	EPA 8260B	1	ug/l		
NAPHTHALENE	ND	ug/l		11/04/2003	EPA 8260B	1	ug/l		

Reviewed & Approved: Patricia A. Adler
Patricia A. Adler, Chief
Office of Environmental & Analytical Chemistry

H59R865

ARIZONA DEPARTMENT OF HEALTH SERVICES
State Laboratory
1520 West Adams Street
Phoenix, Arizona 85007
(602) 542-6108
Wesley B. Press, M.S., SM(AAM), Bureau Chief

November 17, 2003	Submitter:	PHIL MCNEELY	ADEQ	
	Sample Type:	Ground Water	QAU #:	
DEBI GOODWIN	Submitter's ID:	----------/---------- /BRES2	Purch Req:	EP818500
ADEQ-GOODWIN, DEBI	DW System ID:		PCA:	35602
1110 W. WASHINGTON	Chain of Custody:	Yes	Index:	32500
PHOENIX, AZ 85007	Date Sampled:	10/27/2003 10:48 AM	Site Code:	505469-00
	Date Lab Received:	10/28/2003	Results By:	11/27/2003
	Priority:	3		

** ANALYTICAL RESULTS **

Lab #: 68002

Method
Grouping

Analyte	Result		Prepped	Analyzed	Method Reference	MRL	Unit	Storet #	Comments
VOCS 8260B-L									
ANALYTE									
N-PROPYL BENZENE	ND	ug/l		11/04/2003	EPA 8260B	1	ug/l		
STYRENE	ND	ug/l		11/04/2003	EPA 8260B	1	ug/l		
1,1,1,2-TETRACHLOROETHANE	ND	ug/l		11/04/2003	EPA 8260B	1	ug/l		
1,1,2,2-TETRACHLOROETHANE	ND	ug/l		11/04/2003	EPA 8260B	1	ug/l		
TETRACHLOROETHENE	ND	ug/l		11/04/2003	EPA 8260B	1	ug/l		
TOLUENE	ND	ug/l		11/04/2003	EPA 8260B	1	ug/l		
1,2,3-TRICHLOROBENZENE	ND	ug/l		11/04/2003	EPA 8260B	1	ug/l		
1,2,4-TRICHLOROBENZENE	ND	ug/l		11/04/2003	EPA 8260B	1	ug/l		
1,1,1-TRICHLOROETHANE	ND	ug/l		11/04/2003	EPA 8260B	1	ug/l		
1,1,2-TRICHLOROETHANE	ND	ug/l		11/04/2003	EPA 8260B	1	ug/l		
TRICHLOROETHENE	2.3	ug/l		11/04/2003	EPA 8260B	1	ug/l		
TRICHLOROFLUOROMETHANE	ND	ug/l		11/04/2003	EPA 8260B	1	ug/l		
1,2,3-TRICHLOROPROPANE	ND	ug/l		11/04/2003	EPA 8260B	1	ug/l		
1,2,4-TRIMETHYLBENZENE	ND	ug/l		11/04/2003	EPA 8260B	1	ug/l		
1,3,5-TRIMETHYLBENZENE	ND	ug/l		11/04/2003	EPA 8260B	1	ug/l		
VINYL ACETATE	ND	ug/l		11/04/2003	EPA 8260B	4	ug/l		Arizona Data Qualifier N1: CASE NARRATIVE: Recovery of the second source standard for Vinyl Acetate was 123%. This was above laboratory control limits (80-120%) but within method control limits (70-130%).
VINYL CHLORIDE	ND	ug/l		11/04/2003	EPA 8260B	1	ug/l		
XYLENES, TOTAL	ND	ug/l		11/04/2003	EPA 8260B	1	ug/l		
SURROGATE									
4-BROMOFLUOROBENZENE	98	%REC		11/04/2003	EPA 8260B		%REC		
DIBROMOFLUOROMETHANE	95	%REC		11/04/2003	EPA 8260B		%REC		
1,2-DICHLOROETHANE-D4	114	%REC		11/04/2003	EPA 8260B		%REC		
TOLUENE-D8	101	%REC		11/04/2003	EPA 8260B		%REC		

Reviewed & Approved: Patricia A. Adler
Patricia A. Adler, Chief
Office of Environmental & Analytical Chemistry

H59R865

ARIZONA DEPARTMENT OF HEALTH SERVICES
State Laboratory
1520 West Adams Street
Phoenix, Arizona 85007
(602) 542-6108
Wesley B. Press, M.S., SM(AAM), Bureau Chief

Fax

November 17, 2003	Submitter:	PHIL MCNEELY	ADEQ	
	Sample Type:	Ground Water	QAU #:	
DEBI GOODWIN	Submitter's ID:	----------/---------- /BRES3	Purch Req:	EP818500
ADEQ-GOODWIN, DEBI	DW System ID:		PCA:	35602
1110 W. WASHINGTON	Chain of Custody:	Yes	Index:	32500
PHOENIX, AZ 85007	Date Sampled:	10/27/2003 11:10 AM	Site Code:	505469-00
	Date Lab Received:	10/28/2003	Results By:	11/27/2003
	Priority:	3		

Disposal of Samples:
Disposal of all samples will occur 30 days from the date results are reported. Only chain-of-custody samples will be retained if a "Save Sample Request" form has been received by the Chemistry Office.

Quality Assurance:
Unless otherwise noted on this report, all quality control data is within laboratory's acceptance limits as defined in the *Quality Assurance Plan for Analytical Chemical Services* and/or in the individual standard operating procedure for the test performed.

Reporting Conventions:
ND means none detected at or below the laboratory's method reporting limit (MRL). Present means that the analyte has been detected, but is at a concentration that cannot be accurately quantitated. Therefore, it is reported as present below the level specified on this report.

** ANALYTICAL RESULTS **

Lab #: 68003

Method
Grouping

Analyte	Result		Prepped	Analyzed	Method Reference	MRL	Unit	Storet #	Comments
VOCS 8260B-L									
ANALYTE									
ACETONE	ND	ug/l		11/04/2003	EPA 8260B	4	ug/l		
BENZENE	ND	ug/l		11/04/2003	EPA 8260B	1	ug/l		
BROMOBENZENE	ND	ug/l		11/04/2003	EPA 8260B	1	ug/l		
BROMOCHLOROMETHANE	ND	ug/l		11/04/2003	EPA 8260B	1	ug/l		
BROMODICHLOROMETHANE	ND	ug/l		11/04/2003	EPA 8260B	1	ug/l		
BROMOFORM	ND	ug/l		11/04/2003	EPA 8260B	1	ug/l		
BROMOMETHANE	ND	ug/l		11/04/2003	EPA 8260B	1	ug/l		
2-BUTANONE (MEK)	ND	ug/l		11/04/2003	EPA 8260B	4	ug/l		
N-BUTYLBENZENE	ND	ug/l		11/04/2003	EPA 8260B	1	ug/l		
SEC-BUTYLBENZENE	ND	ug/l		11/04/2003	EPA 8260B	1	ug/l		
TERTIARY-BUTYLBENZENE	ND	ug/l		11/04/2003	EPA 8260B	1	ug/l		
CARBON TETRACHLORIDE	ND	ug/l		11/04/2003	EPA 8260B	1	ug/l		
CHLOROBENZENE	ND	ug/l		11/04/2003	EPA 8260B	1	ug/l		
CHLOROETHANE	ND	ug/l		11/04/2003	EPA 8260B	1	ug/l		
CHLOROFORM	ND	ug/l		11/04/2003	EPA 8260B	1	ug/l		
CHLOROMETHANE	ND	ug/l		11/04/2003	EPA 8260B	1	ug/l		
2-CHLOROTOLUENE	ND	ug/l		11/04/2003	EPA 8260B	1	ug/l		
4-CHLOROTOLUENE	ND	ug/l		11/04/2003	EPA 8260B	1	ug/l		
DIBROMOCHLOROMETHANE	ND	ug/l		11/04/2003	EPA 8260B	1	ug/l		

Reviewed & Approved: Patricia A. Adler 11/20/03
Patricia A. Adler, Chief
Office of Environmental & Analytical Chemistry

H59R865

ARIZONA DEPARTMENT OF HEALTH SERVICES
State Laboratory
1520 West Adams Street
Phoenix, Arizona 85007
(602) 542-6108
Wesley B. Press, M.S., SM(AAM), Bureau Chief

November 17, 2003	Submitter:	PHIL MCNEELY	ADEQ	
	Sample Type:	Ground Water	QAU #:	
DEBI GOODWIN	Submitter's ID:	----------/---------- /BRES3	Purch Req:	EP818500
ADEQ-GOODWIN, DEBI	DW System ID:		PCA:	35602
1110 W. WASHINGTON	Chain of Custody:	Yes	Index:	32500
PHOENIX, AZ 85007	Date Sampled:	10/27/2003 11:10 AM	Site Code:	505469-00
	Date Lab Received:	10/28/2003	Results By:	11/27/2003
	Priority:	3		

** ANALYTICAL RESULTS **

Lab #: 68003

Method
Grouping

Analyte	Result		Prepped	Analyzed	Method Reference	MRL	Unit	Storet #	Comments
VOCS 8260B-L									
ANALYTE									
1,2-DIBROMOETHANE	ND	ug/l		11/04/2003	EPA 8260B	1	ug/l		
DIBROMOMETHANE	ND	ug/l		11/04/2003	EPA 8260B	1	ug/l		
1,2-DICHLOROBENZENE	ND	ug/l		11/04/2003	EPA 8260B	1	ug/l		
1,3-DICHLOROBENZENE	ND	ug/l		11/04/2003	EPA 8260B	1	ug/l		
1,4-DICHLOROBENZENE	ND	ug/l		11/04/2003	EPA 8260B	1	ug/l		
DICHLORODIFLUOROMETHANE	ND	ug/l		11/04/2003	EPA 8260B	1	ug/l		
1,1-DICHLOROETHANE	ND	ug/l		11/04/2003	EPA 8260B	1	ug/l		
1,2-DICHLOROETHANE	ND	ug/l		11/04/2003	EPA 8260B	1	ug/l		
1,1-DICHLOROETHENE	ND	ug/l		11/04/2003	EPA 8260B	1	ug/l		
CIS-1,2-DICHLOROETHENE	ND	ug/l		11/04/2003	EPA 8260B	1	ug/l		
TRANS-1,2-DICHLOROETHENE	ND	ug/l		11/04/2003	EPA 8260B	1	ug/l		
1,2-DICHLOROPROPANE	ND	ug/l		11/04/2003	EPA 8260B	1	ug/l		
1,3-DICHLOROPROPANE	ND	ug/l		11/04/2003	EPA 8260B	1	ug/l		
2,2-DICHLOROPROPANE	ND	ug/l		11/04/2003	EPA 8260B	1	ug/l		
1,1-DICHLOROPROPENE	ND	ug/l		11/04/2003	EPA 8260B	1	ug/l		
CIS-1,3-DICHLOROPROPENE	ND	ug/l		11/04/2003	EPA 8260B	1	ug/l		
TRANS-1,3-DICHLOROPROPENE	ND	ug/l		11/04/2003	EPA 8260B	1	ug/l		
ETHYLBENZENE	ND	ug/l		11/04/2003	EPA 8260B	1	ug/l		
HEXACHLOROBUTADIENE	ND	ug/l		11/04/2003	EPA 8260B	1	ug/l		
2-HEXANONE (MBK)	ND	ug/l		11/04/2003	EPA 8260B	4	ug/l		
ISOPROPYLBENZENE	ND	ug/l		11/04/2003	EPA 8260B	1	ug/l		
4-ISOPROPYLTOLUENE	ND	ug/l		11/04/2003	EPA 8260B	1	ug/l		
METHYLENE CHLORIDE	ND	ug/l		11/04/2003	EPA 8260B	1	ug/l		
4-METHYL-2-PENTANONE (MIBK)	ND	ug/l		11/04/2003	EPA 8260B	4	ug/l		
METHYL T-BUTYL ETHER	ND	ug/l		11/04/2003	EPA 8260B	1	ug/l		
NAPHTHALENE	ND	ug/l		11/04/2003	EPA 8260B	1	ug/l		

Reviewed & Approved: Patricia A. Adler
Patricia A. Adler, Chief
Office of Environmental & Analytical Chemistry

H59R865

ARIZONA DEPARTMENT OF HEALTH SERVICES
State Laboratory
1520 West Adams Street
Phoenix, Arizona 85007
(602) 542-6108
Wesley B. Press, M.S., SM(AAM), Bureau Chief

November 17, 2003	Submitter:	PHIL MCNEELY	ADEQ	
	Sample Type:	Ground Water	QAU #:	
DEBI GOODWIN	Submitter's ID:	----------/---------- /BRES3	Purch Req:	EP818500
ADEQ-GOODWIN, DEBI	DW System ID:		PCA:	35602
1110 W. WASHINGTON	Chain of Custody:	Yes	Index:	32500
PHOENIX, AZ 85007	Date Sampled:	10/27/2003 11:10 AM	Site Code:	505469-00
	Date Lab Received:	10/28/2003	Results By:	11/27/2003
	Priority:	3		

** ANALYTICAL RESULTS **

Lab #: 68003

Method
Grouping

Analyte	Result		Prepped	Analyzed	Method Reference	MRL	Unit	Storet #	Comments
VOCS 8260B-L									
ANALYTE									
N-PROPYL BENZENE	ND	ug/l		11/04/2003	EPA 8260B	1	ug/l		
STYRENE	ND	ug/l		11/04/2003	EPA 8260B	1	ug/l		
1,1,1,2-TETRACHLOROETHANE	ND	ug/l		11/04/2003	EPA 8260B	1	ug/l		
1,1,2,2-TETRACHLOROETHANE	ND	ug/l		11/04/2003	EPA 8260B	1	ug/l		
TETRACHLOROETHENE	ND	ug/l		11/04/2003	EPA 8260B	1	ug/l		
TOLUENE	ND	ug/l		11/04/2003	EPA 8260B	1	ug/l		
1,2,3-TRICHLOROBENZENE	ND	ug/l		11/04/2003	EPA 8260B	1	ug/l		
1,2,4-TRICHLOROBENZENE	ND	ug/l		11/04/2003	EPA 8260B	1	ug/l		
1,1,1-TRICHLOROETHANE	ND	ug/l		11/04/2003	EPA 8260B	1	ug/l		
1,1,2-TRICHLOROETHANE	ND	ug/l		11/04/2003	EPA 8260B	1	ug/l		
TRICHLOROETHENE	2.5	ug/l		11/04/2003	EPA 8260B	1	ug/l		
TRICHLOROFLUOROMETHANE	ND	ug/l		11/04/2003	EPA 8260B	1	ug/l		
1,2,3-TRICHLOROPROPANE	ND	ug/l		11/04/2003	EPA 8260B	1	ug/l		
1,2,4-TRIMETHYLBENZENE	ND	ug/l		11/04/2003	EPA 8260B	1	ug/l		
1,3,5-TRIMETHYLBENZENE	ND	ug/l		11/04/2003	EPA 8260B	1	ug/l		
VINYL ACETATE	ND	ug/l		11/04/2003	EPA 8260B	4	ug/l		Arizona Data Qualifier N1: CASE NARRATIVE: Recovery of the second source standard for Vinyl Acetate was 123%. This was above laboratory control limits (80-120%) but within method control limits (70-130%).
VINYL CHLORIDE	ND	ug/l		11/04/2003	EPA 8260B	1	ug/l		
XYLENES, TOTAL	ND	ug/l		11/04/2003	EPA 8260B	1	ug/l		
SURROGATE									
4-BROMOFLUOROBENZENE	103	%REC		11/04/2003	EPA 8260B		%REC		
DIBROMOFLUOROMETHANE	99	%REC		11/04/2003	EPA 8260B		%REC		
1,2-DICHLOROETHANE-D4	108	%REC		11/04/2003	EPA 8260B		%REC		
TOLUENE-D8	99	%REC		11/04/2003	EPA 8260B		%REC		

Reviewed & Approved: Patricia A. Adler
Patricia A. Adler, Chief
Office of Environmental & Analytical Chemistry

H59R865

ARIZONA DEPARTMENT OF HEALTH SERVICES
State Laboratory
1520 West Adams Street
Phoenix, Arizona 85007
(602) 542-6108
Wesley B. Press, M.S., SM(AAM), Bureau Chief

tank dup

November 17, 2003	Submitter:	PHIL MCNEELY	ADEQ	
	Sample Type:	Ground Water	QAU #:	
DEBI GOODWIN	Submitter's ID:	----------/---------- /BRES4	Purch Req:	EP818500
ADEQ-GOODWIN, DEBI	DW System ID:		PCA:	35602
1110 W. WASHINGTON	Chain of Custody:	Yes	Index:	32500
PHOENIX, AZ 85007	Date Sampled:	10/27/2003 11:15 AM	Site Code:	505469-00
	Date Lab Received:	10/28/2003	Results By:	11/27/2003
	Priority:	3		

Disposal of Samples:
Disposal of all samples will occur 30 days from the date results are reported. Only chain-of-custody samples will be retained if a "Save Sample Request" form has been received by the Chemistry Office.

Quality Assurance:
Unless otherwise noted on this report, all quality control data is within laboratory's acceptance limits as defined in the *Quality Assurance Plan for Analytical Chemical Services* and/or in the individual standard operating procedure for the test performed.

Reporting Conventions:
ND means none detected at or below the laboratory's method reporting limit (MRL). Present means that the analyte has been detected, but is at a concentration that cannot be accurately quantitated. Therefore, it is reported as present below the level specified on this report.

** ANALYTICAL RESULTS **

Lab #: 68004

Method
Grouping

Analyte	Result		Prepped	Analyzed	Method Reference	MRL	Unit	Storet #	Comments
VOCS 8260B-L									
ANALYTE									
ACETONE	ND	ug/l		11/04/2003	EPA 8260B	4	ug/l		
BENZENE	ND	ug/l		11/04/2003	EPA 8260B	1	ug/l		
BROMOBENZENE	ND	ug/l		11/04/2003	EPA 8260B	1	ug/l		
BROMOCHLOROMETHANE	ND	ug/l		11/04/2003	EPA 8260B	1	ug/l		
BROMODICHLOROMETHANE	ND	ug/l		11/04/2003	EPA 8260B	1	ug/l		
BROMOFORM	ND	ug/l		11/04/2003	EPA 8260B	1	ug/l		
BROMOMETHANE	ND	ug/l		11/04/2003	EPA 8260B	1	ug/l		
2-BUTANONE (MEK)	ND	ug/l		11/04/2003	EPA 8260B	4	ug/l		
N-BUTYLBENZENE	ND	ug/l		11/04/2003	EPA 8260B	1	ug/l		
SEC-BUTYLBENZENE	ND	ug/l		11/04/2003	EPA 8260B	1	ug/l		
TERTIARY-BUTYLBENZENE	ND	ug/l		11/04/2003	EPA 8260B	1	ug/l		
CARBON TETRACHLORIDE	ND	ug/l		11/04/2003	EPA 8260B	1	ug/l		
CHLOROBENZENE	ND	ug/l		11/04/2003	EPA 8260B	1	ug/l		
CHLOROETHANE	ND	ug/l		11/04/2003	EPA 8260B	1	ug/l		
CHLOROFORM	ND	ug/l		11/04/2003	EPA 8260B	1	ug/l		
CHLOROMETHANE	ND	ug/l		11/04/2003	EPA 8260B	1	ug/l		
2-CHLOROTOLUENE	ND	ug/l		11/04/2003	EPA 8260B	1	ug/l		
4-CHLOROTOLUENE	ND	ug/l		11/04/2003	EPA 8260B	1	ug/l		
DIBROMOCHLOROMETHANE	ND	ug/l		11/04/2003	EPA 8260B	1	ug/l		

Reviewed & Approved: Patricia A. Adler 11/20/03
Patricia A. Adler, Chief
Office of Environmental & Analytical Chemistry

H59R865

ARIZONA DEPARTMENT OF HEALTH SERVICES
State Laboratory
1520 West Adams Street
Phoenix, Arizona 85007
(602) 542-6108
Wesley B. Press, M.S., SM(AAM), Bureau Chief

November 17, 2003	Submitter:	PHIL MCNEELY	ADEQ	
	Sample Type:	Ground Water	QAU #:	
DEBI GOODWIN	Submitter's ID:	----------/---------- /BRES4	Purch Req:	EP818500
ADEQ-GOODWIN, DEBI	DW System ID:		PCA:	35602
1110 W. WASHINGTON	Chain of Custody:	Yes	Index:	32500
PHOENIX, AZ 85007	Date Sampled:	10/27/2003 11:15 AM	Site Code:	505469-00
	Date Lab Received:	10/28/2003	Results By:	11/27/2003
	Priority:	3		

** ANALYTICAL RESULTS **

Lab #: 68004

Method
Grouping

Analyte	Result		Prepped	Analyzed	Method Reference	MRL	Unit	Storet #	Comments
VOCS 8260B-L									
ANALYTE									
1,2-DIBROMOETHANE	ND	ug/l		11/04/2003	EPA 8260B	1	ug/l		
DIBROMOMETHANE	ND	ug/l		11/04/2003	EPA 8260B	1	ug/l		
1,2-DICHLOROBENZENE	ND	ug/l		11/04/2003	EPA 8260B	1	ug/l		
1,3-DICHLOROBENZENE	ND	ug/l		11/04/2003	EPA 8260B	1	ug/l		
1,4-DICHLOROBENZENE	ND	ug/l		11/04/2003	EPA 8260B	1	ug/l		
DICHLORODIFLUOROMETHANE	ND	ug/l		11/04/2003	EPA 8260B	1	ug/l		
1,1-DICHLOROETHANE	ND	ug/l		11/04/2003	EPA 8260B	1	ug/l		
1,2-DICHLOROETHANE	ND	ug/l		11/04/2003	EPA 8260B	1	ug/l		
1,1-DICHLOROETHENE	ND	ug/l		11/04/2003	EPA 8260B	1	ug/l		
CIS-1,2-DICHLOROETHENE	ND	ug/l		11/04/2003	EPA 8260B	1	ug/l		
TRANS-1,2-DICHLOROETHENE	ND	ug/l		11/04/2003	EPA 8260B	1	ug/l		
1,2-DICHLOROPROPANE	ND	ug/l		11/04/2003	EPA 8260B	1	ug/l		
1,3-DICHLOROPROPANE	ND	ug/l		11/04/2003	EPA 8260B	1	ug/l		
2,2-DICHLOROPROPANE	ND	ug/l		11/04/2003	EPA 8260B	1	ug/l		
1,1-DICHLOROPROPENE	ND	ug/l		11/04/2003	EPA 8260B	1	ug/l		
CIS-1,3-DICHLOROPROPENE	ND	ug/l		11/04/2003	EPA 8260B	1	ug/l		
TRANS-1,3-DICHLOROPROPENE	ND	ug/l		11/04/2003	EPA 8260B	1	ug/l		
ETHYLBENZENE	ND	ug/l		11/04/2003	EPA 8260B	1	ug/l		
HEXACHLOROBUTADIENE	ND	ug/l		11/04/2003	EPA 8260B	1	ug/l		
2-HEXANONE (MBK)	ND	ug/l		11/04/2003	EPA 8260B	4	ug/l		
ISOPROPYLBENZENE	ND	ug/l		11/04/2003	EPA 8260B	1	ug/l		
4-ISOPROPYLTOLUENE	ND	ug/l		11/04/2003	EPA 8260B	1	ug/l		
METHYLENE CHLORIDE	ND	ug/l		11/04/2003	EPA 8260B	1	ug/l		
4-METHYL-2-PENTANONE (MIBK)	ND	ug/l		11/04/2003	EPA 8260B	4	ug/l		
METHYL T-BUTYL ETHER	ND	ug/l		11/04/2003	EPA 8260B	1	ug/l		
NAPHTHALENE	ND	ug/l		11/04/2003	EPA 8260B	1	ug/l		

Reviewed & Approved: Patricia A. Adler
Patricia A. Adler, Chief
Office of Environmental & Analytical Chemistry

H59R865

ARIZONA DEPARTMENT OF HEALTH SERVICES
State Laboratory
1520 West Adams Street
Phoenix, Arizona 85007
(602) 542-6108
Wesley B. Press, M.S., SM(AAM), Bureau Chief

November 17, 2003	Submitter:	PHIL MCNEELY	ADEQ	
	Sample Type:	Ground Water	QAU #:	
DEBI GOODWIN	Submitter's ID:	----------/---------- /BRES4	Purch Req:	EP818500
ADEQ-GOODWIN, DEBI	DW System ID:		PCA:	35602
1110 W. WASHINGTON	Chain of Custody:	Yes	Index:	32500
PHOENIX, AZ 85007	Date Sampled:	10/27/2003 11:15 AM	Site Code:	505469-00
	Date Lab Received:	10/28/2003	Results By:	11/27/2003
	Priority:	3		

** ANALYTICAL RESULTS **

Lab #: 68004

Method
Grouping

Analyte	Result		Prepped	Analyzed	Method Reference	MRL	Unit	Storet #	Comments
VOCS 8260B-L									
ANALYTE									
N-PROPYL BENZENE	ND	ug/l		11/04/2003	EPA 8260B	1	ug/l		
STYRENE	ND	ug/l		11/04/2003	EPA 8260B	1	ug/l		
1,1,1,2-TETRACHLOROETHANE	ND	ug/l		11/04/2003	EPA 8260B	1	ug/l		
1,1,2,2-TETRACHLOROETHANE	ND	ug/l		11/04/2003	EPA 8260B	1	ug/l		
TETRACHLOROETHENE	ND	ug/l		11/04/2003	EPA 8260B	1	ug/l		
TOLUENE	ND	ug/l		11/04/2003	EPA 8260B	1	ug/l		
1,2,3-TRICHLOROBENZENE	ND	ug/l		11/04/2003	EPA 8260B	1	ug/l		
1,2,4-TRICHLOROBENZENE	ND	ug/l		11/04/2003	EPA 8260B	1	ug/l		
1,1,1-TRICHLOROETHANE	ND	ug/l		11/04/2003	EPA 8260B	1	ug/l		
1,1,2-TRICHLOROETHANE	ND	ug/l		11/04/2003	EPA 8260B	1	ug/l		
TRICHLOROETHENE	2.5	ug/l		11/04/2003	EPA 8260B	1	ug/l		
TRICHLOROFLUOROMETHANE	ND	ug/l		11/04/2003	EPA 8260B	1	ug/l		
1,2,3-TRICHLOROPROPANE	ND	ug/l		11/04/2003	EPA 8260B	1	ug/l		
1,2,4-TRIMETHYLBENZENE	ND	ug/l		11/04/2003	EPA 8260B	1	ug/l		
1,3,5-TRIMETHYLBENZENE	ND	ug/l		11/04/2003	EPA 8260B	1	ug/l		
VINYL ACETATE	ND	ug/l		11/04/2003	EPA 8260B	4	ug/l		Arizona Data Qualifier N1: CASE NARRATIVE: Recovery of the second source standard for Vinyl Acetate was 123%. This was above laboratory control limits (80-120%) but within method control limits (70-130%).
VINYL CHLORIDE	ND	ug/l		11/04/2003	EPA 8260B	1	ug/l		
XYLENES, TOTAL	ND	ug/l		11/04/2003	EPA 8260B	1	ug/l		
SURROGATE									
4-BROMOFLUOROBENZENE	101	%REC		11/04/2003	EPA 8260B		%REC		
DIBROMOFLUOROMETHANE	101	%REC		11/04/2003	EPA 8260B		%REC		
1,2-DICHLOROETHANE-D4	117	%REC		11/04/2003	EPA 8260B		%REC		
TOLUENE-D8	100	%REC		11/04/2003	EPA 8260B		%REC		

Reviewed & Approved: _____
Patricia A. Adler, Chief
Office of Environmental & Analytical Chemistry

H59R865

ARIZONA DEPARTMENT OF HEALTH SERVICES
State Laboratory
1520 West Adams Street
Phoenix, Arizona 85007
(602) 542-6108
Wesley B. Press, M.S., SM(AAM), Bureau Chief

blank

November 17, 2003	Submitter:	PHIL MCNEELY	ADEQ	
	Sample Type:	Ground Water	QAU #:	
DEBI GOODWIN	Submitter's ID:	----------/---------- /BRES5	Purch Req:	EP818500
ADEQ-GOODWIN, DEBI	DW System ID:		PCA:	35602
1110 W. WASHINGTON	Chain of Custody:	Yes	Index:	32500
PHOENIX, AZ 85007	Date Sampled:		Site Code:	505469-00
	Date Lab Received:	10/28/2003	Results By:	11/27/2003
	Priority:	3		

Disposal of Samples:
Disposal of all samples will occur 30 days from the date results are reported. Only chain-of-custody samples will be retained if a "Save Sample Request" form has been received by the Chemistry Office.

Quality Assurance:
Unless otherwise noted on this report, all quality control data is within laboratory's acceptance limits as defined in the *Quality Assurance Plan for Analytical Chemical Services* and/or in the individual standard operating procedure for the test performed.

Reporting Conventions:
ND means none detected at or below the laboratory's method reporting limit (MRL). Present means that the analyte has been detected, but is at a concentration that cannot be accurately quantitated. Therefore, it is reported as present below the level specified on this report.

** ANALYTICAL RESULTS **

Lab #: 68005

Method
Grouping

Analyte	Result		Prepped	Analyzed	Method Reference	MRL	Unit	Storet #	Comments
VOCS 8260B-L									
ANALYTE									
ACETONE	ND	ug/l		11/04/2003	EPA 8260B	4	ug/l		
BENZENE	ND	ug/l		11/04/2003	EPA 8260B	1	ug/l		
BROMOBENZENE	ND	ug/l		11/04/2003	EPA 8260B	1	ug/l		
BROMOCHLOROMETHANE	ND	ug/l		11/04/2003	EPA 8260B	1	ug/l		
BROMODICHLOROMETHANE	ND	ug/l		11/04/2003	EPA 8260B	1	ug/l		
BROMOFORM	ND	ug/l		11/04/2003	EPA 8260B	1	ug/l		
BROMOMETHANE	ND	ug/l		11/04/2003	EPA 8260B	1	ug/l		
2-BUTANONE (MEK)	ND	ug/l		11/04/2003	EPA 8260B	4	ug/l		
N-BUTYLBENZENE	ND	ug/l		11/04/2003	EPA 8260B	1	ug/l		
SEC-BUTYLBENZENE	ND	ug/l		11/04/2003	EPA 8260B	1	ug/l		
TERTIARY-BUTYLBENZENE	ND	ug/l		11/04/2003	EPA 8260B	1	ug/l		
CARBON TETRACHLORIDE	ND	ug/l		11/04/2003	EPA 8260B	1	ug/l		
CHLOROBENZENE	ND	ug/l		11/04/2003	EPA 8260B	1	ug/l		
CHLOROETHANE	ND	ug/l		11/04/2003	EPA 8260B	1	ug/l		
CHLOROFORM	ND	ug/l		11/04/2003	EPA 8260B	1	ug/l		
CHLOROMETHANE	ND	ug/l		11/04/2003	EPA 8260B	1	ug/l		
2-CHLOROTOLUENE	ND	ug/l		11/04/2003	EPA 8260B	1	ug/l		
4-CHLOROTOLUENE	ND	ug/l		11/04/2003	EPA 8260B	1	ug/l		
DIBROMOCHLOROMETHANE	ND	ug/l		11/04/2003	EPA 8260B	1	ug/l		

Reviewed & Approved: Patricia A. Adler 11/20/03
Patricia A. Adler, Chief
Office of Environmental & Analytical Chemistry

H59R865

ARIZONA DEPARTMENT OF HEALTH SERVICES
State Laboratory
1520 West Adams Street
Phoenix, Arizona 85007
(602) 542-6108
Wesley B. Press, M.S., SM(AAM), Bureau Chief

November 17, 2003	Submitter:	PHIL MCNEELY	ADEQ	
	Sample Type:	Ground Water	QAU #:	
DEBI GOODWIN	Submitter's ID:	----------/---------- /BRES5	Purch Req:	EP818500
ADEQ-GOODWIN, DEBI	DW System ID:		PCA:	35602
1110 W. WASHINGTON	Chain of Custody:	Yes	Index:	32500
PHOENIX, AZ 85007	Date Sampled:		Site Code:	505469-00
	Date Lab Received:	10/28/2003	Results By:	11/27/2003
	Priority:	3		

** ANALYTICAL RESULTS **

Lab #: 68005

Method
Grouping

Analyte	Result		Prepped	Analyzed	Method Reference	MRL	Unit	Storet #	Comments
VOCS 8260B-L									
ANALYTE									
1,2-DIBROMOETHANE	ND	ug/l		11/04/2003	EPA 8260B	1	ug/l		
DIBROMOMETHANE	ND	ug/l		11/04/2003	EPA 8260B	1	ug/l		
1,2-DICHLOROBENZENE	ND	ug/l		11/04/2003	EPA 8260B	1	ug/l		
1,3-DICHLOROBENZENE	ND	ug/l		11/04/2003	EPA 8260B	1	ug/l		
1,4-DICHLOROBENZENE	ND	ug/l		11/04/2003	EPA 8260B	1	ug/l		
DICHLORODIFLUOROMETHANE	ND	ug/l		11/04/2003	EPA 8260B	1	ug/l		
1,1-DICHLOROETHANE	ND	ug/l		11/04/2003	EPA 8260B	1	ug/l		
1,2-DICHLOROETHANE	ND	ug/l		11/04/2003	EPA 8260B	1	ug/l		
1,1-DICHLOROETHENE	ND	ug/l		11/04/2003	EPA 8260B	1	ug/l		
CIS-1,2-DICHLOROETHENE	ND	ug/l		11/04/2003	EPA 8260B	1	ug/l		
TRANS-1,2-DICHLOROETHENE	ND	ug/l		11/04/2003	EPA 8260B	1	ug/l		
1,2-DICHLOROPROPANE	ND	ug/l		11/04/2003	EPA 8260B	1	ug/l		
1,3-DICHLOROPROPANE	ND	ug/l		11/04/2003	EPA 8260B	1	ug/l		
2,2-DICHLOROPROPANE	ND	ug/l		11/04/2003	EPA 8260B	1	ug/l		
1,1-DICHLOROPROPENE	ND	ug/l		11/04/2003	EPA 8260B	1	ug/l		
CIS-1,3-DICHLOROPROPENE	ND	ug/l		11/04/2003	EPA 8260B	1	ug/l		
TRANS-1,3-DICHLOROPROPENE	ND	ug/l		11/04/2003	EPA 8260B	1	ug/l		
ETHYLBENZENE	ND	ug/l		11/04/2003	EPA 8260B	1	ug/l		
HEXACHLOROBUTADIENE	ND	ug/l		11/04/2003	EPA 8260B	1	ug/l		
2-HEXANONE (MBK)	ND	ug/l		11/04/2003	EPA 8260B	4	ug/l		
ISOPROPYLBENZENE	ND	ug/l		11/04/2003	EPA 8260B	1	ug/l		
4-ISOPROPYLTOLUENE	ND	ug/l		11/04/2003	EPA 8260B	1	ug/l		
METHYLENE CHLORIDE	ND	ug/l		11/04/2003	EPA 8260B	1	ug/l		
4-METHYL-2-PENTANONE (MIBK)	ND	ug/l		11/04/2003	EPA 8260B	4	ug/l		
METHYL T-BUTYL ETHER	ND	ug/l		11/04/2003	EPA 8260B	1	ug/l		
NAPHTHALENE	ND	ug/l		11/04/2003	EPA 8260B	1	ug/l		

Reviewed & Approved: Patricia A. Adler
Patricia A. Adler, Chief
Office of Environmental & Analytical Chemistry

H59R865

ARIZONA DEPARTMENT OF HEALTH SERVICES
State Laboratory
1520 West Adams Street
Phoenix, Arizona 85007
(602) 542-6108
Wesley B. Press, M.S., SM(AAM), Bureau Chief

November 17, 2003	Submitter:	PHIL MCNEELY	ADEQ	
	Sample Type:	Ground Water	QAU #:	
DEBI GOODWIN	Submitter's ID:	----------/---------- /BRES5	Purch Req:	EP818500
ADEQ-GOODWIN, DEBI	DW System ID:		PCA:	35602
1110 W. WASHINGTON	Chain of Custody:	Yes	Index:	32500
PHOENIX, AZ 85007	Date Sampled:		Site Code:	505469-00
	Date Lab Received:	10/28/2003	Results By:	11/27/2003
	Priority:	3		

** ANALYTICAL RESULTS **

Lab #: 68005

Method
Grouping

Analyte	Result		Prepped	Analyzed	Method Reference	MRL	Unit	Storet #	Comments
VOCS 8260B-L									
ANALYTE									
N-PROPYL BENZENE	ND	ug/l		11/04/2003	EPA 8260B	1	ug/l		
STYRENE	ND	ug/l		11/04/2003	EPA 8260B	1	ug/l		
1,1,1,2-TETRACHLOROETHANE	ND	ug/l		11/04/2003	EPA 8260B	1	ug/l		
1,1,2,2-TETRACHLOROETHANE	ND	ug/l		11/04/2003	EPA 8260B	1	ug/l		
TETRACHLOROETHENE	ND	ug/l		11/04/2003	EPA 8260B	1	ug/l		
TOLUENE	ND	ug/l		11/04/2003	EPA 8260B	1	ug/l		
1,2,3-TRICHLOROBENZENE	ND	ug/l		11/04/2003	EPA 8260B	1	ug/l		
1,2,4-TRICHLOROBENZENE	ND	ug/l		11/04/2003	EPA 8260B	1	ug/l		
1,1,1-TRICHLOROETHANE	ND	ug/l		11/04/2003	EPA 8260B	1	ug/l		
1,1,2-TRICHLOROETHANE	ND	ug/l		11/04/2003	EPA 8260B	1	ug/l		
TRICHLOROETHENE	ND	ug/l		11/04/2003	EPA 8260B	1	ug/l		
TRICHLOROFLUOROMETHANE	ND	ug/l		11/04/2003	EPA 8260B	1	ug/l		
1,2,3-TRICHLOROPROPANE	ND	ug/l		11/04/2003	EPA 8260B	1	ug/l		
1,2,4-TRIMETHYLBENZENE	ND	ug/l		11/04/2003	EPA 8260B	1	ug/l		
1,3,5-TRIMETHYLBENZENE	ND	ug/l		11/04/2003	EPA 8260B	1	ug/l		
VINYL ACETATE	ND	ug/l		11/04/2003	EPA 8260B	4	ug/l		Arizona Data Qualifier N1: CASE NARRATIVE: Recovery of the second source standard for Vinyl Acetate was 123%. This was above laboratory control limits (80-120%) but within method control limits (70-130%).
VINYL CHLORIDE	ND	ug/l		11/04/2003	EPA 8260B	1	ug/l		
XYLENES, TOTAL	ND	ug/l		11/04/2003	EPA 8260B	1	ug/l		
SURROGATE									
4-BROMOFLUOROBENZENE	103	%REC		11/04/2003	EPA 8260B		%REC		
DIBROMOFLUOROMETHANE	100	%REC		11/04/2003	EPA 8260B		%REC		
1,2-DICHLOROETHANE-D4	113	%REC		11/04/2003	EPA 8260B		%REC		
TOLUENE-D8	98	%REC		11/04/2003	EPA 8260B		%REC		

Reviewed & Approved: Patricia A. Adler
Patricia A. Adler, Chief
Office of Environmental & Analytical Chemistry

H59R865

Orange Coast Analytical, Inc.
3002 Dow, Suite 532, Tustin, CA 92780 (714) 832-0064 Fax (714) 832-0067
4620 E. Elwood, Suite 4, Phoenix, AZ 85040 (480) 736-0960 Fax (480) 736-0970

LABORATORY REPORT FORM

ORANGE COAST ANALYTICAL, INC.

4620 East Elwood Street, Suite 4 Phoenix, AZ 85040

(480) 736-0960

Laboratory Certification (ADHS) No.: AZ0558, AZ0646
Expiration Date: 2017

Laboratory Director's Name:
Mark Noorani

Client: Tetra Tech, Inc.

Laboratory Reference: TTI AZ10701

Project Name: Hwy 260 + Johnson

Project Number: 117-1303066

Date Received: 4/14/2017

Date Reported: 4/24/2017

Chain of Custody Received: ☑

Analytical Method: 8260B,

Mark Noorani, Laboratory Director

© This report may only be reproduced in full. Any partial reproduction of this report requires written permission from Orange Coast Analytical, Inc.

Mr. Chris Jacquemin
Tetra Tech, Inc.
3822 E. University Dr
Phoenix, AZ, 85034

Lab Reference #: TTI AZ10701
Project Name: Hwy 260 + Johnson
Project #: 117-1303066

Case Narrative

Sample Receipt:

All samples on the Chain of Custody were received by OCA at 1ºC, on ice.

Holding Times:

All samples were analyzed within required holding times unless otherwise noted in the data qualifier section of the report.

Analytical Methods:

Sample analysis was performed following the analytical methods listed on the cover page.

Data Qualifiers:

Within this report, data qualifiers may have been assigned to clarify deviations in common laboratory procedures or any divergence from laboratory QA/QC criteria. If a data qualifier has been used, it will appear in the back of the report along with its description. All method QA/QC criteria have been met unless otherwise noted in the data qualifier section.

Definition of Terms:

The definitions of common terms and acronyms used in the report have been placed at the back of the report to assist data users.

Comments:

None

Mr. Chris Jacquemin
Tetra Tech, Inc.
3822 E. University Dr
Phoenix, AZ, 85034

Lab Reference #: TTI AZ10701
Project Name: Hwy 260 + Johnson
Project #: 117-1303066

Client Sample Summary

Client Sample ID	Lab Sample Number	Date Received	Date Sampled	Matrix
Marinello	AZ10701-001	4/14/2017	4/10/2017	Water
Gardner	AZ10701-002	4/14/2017	4/10/2017	Water
Mangum	AZ10701-003	4/14/2017	4/10/2017	Water
Lee	AZ10701-004	4/14/2017	4/10/2017	Water
Lee 13	AZ10701-005	4/14/2017	4/10/2017	Water
LDS Church	AZ10701-006	4/14/2017	4/10/2017	Water
Kengla 1	AZ10701-007	4/14/2017	4/11/2017	Water
Kengla 3N	AZ10701-008	4/14/2017	4/11/2017	Water
Kengla 2	AZ10701-009	4/14/2017	4/11/2017	Water
Kengla 1R	AZ10701-010	4/14/2017	4/11/2017	Water
Rainbow	AZ10701-011	4/14/2017	4/12/2017	Water
School	AZ10701-012	4/14/2017	4/12/2017	Water
Earl S	AZ10701-013	4/14/2017	4/13/2017	Water
Williams	AZ10701-014	4/14/2017	4/13/2017	Water
Earl N	AZ10701-015	4/14/2017	4/13/2017	Water
Trip Blank	AZ10701-022	4/14/2017	4/10/2017	Water

Mr. Chris Jacquemin
Tetra Tech, Inc.
3822 E. University Dr
Phoenix, AZ, 85034

Lab Reference #: TTI AZ10701
Project Name: Hwy 260 + Johnson
Project #: 117-1303066

Volatile Organics by GC/MS (EPA 8260B)

Client Sample ID	Lab Sample Number	Date Received	Date Sampled	Date Extracted	Date Analyzed	Matrix
Marinello	AZ10701-001	4/14/2017	4/10/2017	4/20/2017	4/20/2017	Water

ANALYTE	CAS #	µg/L	ANALYTE	CAS #	µg/L
Benzene	71-43-2	<0.50	Methyl t-butyl ether (MTBE)	1634-04-4	<1.0
Bromobenzene	108-86-1	<1.0	Methylene chloride	75-09-2	<5.0
Bromochloromethane	74-97-5	<1.0	Naphthalene	91-20-3	<3.0
Bromodichloromethane	75-27-4	<1.0	n-Propylbenzene	103-65-1	<1.0
Bromoform	75-25-2	<1.0	Styrene	100-42-5	<1.0
Bromomethane	74-83-9	<5.0	1,1,2,2-Tetrachloroethane	79-34-5	<1.0
n-Butylbenzene	104-51-8	<1.0	Tetrachloroethene	127-18-4	4.8
sec-Butylbenzene	135-98-8	<1.0	Toluene	108-88-3	<1.0
tert-Butylbenzene	98-06-6	<1.0	1,2,3-Trichlorobenzene	87-61-6	<1.0
Carbon tetrachloride	56-23-5	<1.0	1,1,1-Trichloroethane	71-55-6	<1.0
Chlorobenzene	108-90-7	<1.0	1,1,2-Trichloroethane	79-00-5	<1.0
Chloroethane	75-00-3	<5.0	Trichloroethene	79-01-6	<1.0
Chloroform	67-66-3	<1.0	Trichlorofluoromethane	75-69-4	<2.0
Chloromethane	74-87-3	<5.0	1,2,3-Trichloropropane	96-18-4	<1.0
2-Chlorotoluene	95-49-8	<1.0	1,2,4-Trimethylbenzene	95-63-6	<1.0
4-Chlorotoluene	106-43-4	<1.0	1,3,5-Trimethylbenzene	108-67-8	<1.0
Dibromochloromethane	124-48-1	<1.0	Vinyl Chloride	75-01-4	<2.0
1,2-Dibromoethane	106-93-4	<1.0	Xylenes, Total	1330-20-7	<2.0
1,2-Dichlorobenzene	95-50-1	<1.0			
1,3-Dichlorobenzene	541-73-1	<1.0			
1,4-Dichlorobenzene	106-46-7	<1.0			
1,1-Dichloroethane	75-34-3	<1.0			
Dichlorodifluoromethane	75-71-8	<2.0			
1,2-Dichloroethane	107-06-2	<1.0			
1,1-Dichloroethene	75-35-4	<0.50			
cis-1,2-Dichloroethene	156-59-2	<0.50			
trans-1,2-Dichloroethene	156-60-5	<0.50			
1,2-Dichloropropane	78-87-5	<1.0			
1,3-Dichloropropane	142-28-9	<1.0			
2,2-Dichloropropane	594-20-7	<1.0			
1,1-Dichloropropene	563-58-6	<1.0			
cis-1,3-Dichloropropene	10061-01-5	<1.0			
trans-1,3-Dichloropropene	10061-02-6	<1.0			
Ethylbenzene	100-41-4	<1.0			
Isopropylbenzene	98-82-8	<1.0			
4-Isopropyltoluene	99-87-6	<1.0			

Surrogate:	% RC	Acceptable % RC
Dibromofluoromethane:	87	50-130 %
Toluene-d8:	69	55-130 %
4-Bromofluorobenzene:	68	51-130 %

Dilution Factor: 1

Data Qualifiers: None

Mr. Chris Jacquemin
Tetra Tech, Inc.
3822 E. University Dr
Phoenix, AZ, 85034

Lab Reference #: TTI AZ10701
Project Name: Hwy 260 + Johnson
Project #: 117-1303066

Volatile Organics by GC/MS (EPA 8260B)

Client Sample ID	Lab Sample Number	Date Received	Date Sampled	Date Extracted	Date Analyzed	Matrix
Gardner	AZ10701-002	4/14/2017	4/10/2017	4/20/2017	4/20/2017	Water

ANALYTE	CAS #	µg/L	ANALYTE	CAS #	µg/L
Benzene	71-43-2	<0.50	Methyl t-butyl ether (MTBE)	1634-04-4	<1.0
Bromobenzene	108-86-1	<1.0	Methylene chloride	75-09-2	<5.0
Bromochloromethane	74-97-5	<1.0	Naphthalene	91-20-3	<3.0
Bromodichloromethane	75-27-4	<1.0	n-Propylbenzene	103-65-1	<1.0
Bromoform	75-25-2	<1.0	Styrene	100-42-5	<1.0
Bromomethane	74-83-9	<5.0	1,1,2,2-Tetrachloroethane	79-34-5	<1.0
n-Butylbenzene	104-51-8	<1.0	Tetrachloroethene	127-18-4	1.8
sec-Butylbenzene	135-98-8	<1.0	Toluene	108-88-3	<1.0
tert-Butylbenzene	98-06-6	<1.0	1,2,3-Trichlorobenzene	87-61-6	<1.0
Carbon tetrachloride	56-23-5	<1.0	1,1,1-Trichloroethane	71-55-6	<1.0
Chlorobenzene	108-90-7	<1.0	1,1,2-Trichloroethane	79-00-5	<1.0
Chloroethane	75-00-3	<5.0	Trichloroethene	79-01-6	<1.0
Chloroform	67-66-3	<1.0	Trichlorofluoromethane	75-69-4	<2.0
Chloromethane	74-87-3	<5.0	1,2,3-Trichloropropane	96-18-4	<1.0
2-Chlorotoluene	95-49-8	<1.0	1,2,4-Trimethylbenzene	95-63-6	<1.0
4-Chlorotoluene	106-43-4	<1.0	1,3,5-Trimethylbenzene	108-67-8	<1.0
Dibromochloromethane	124-48-1	<1.0	Vinyl Chloride	75-01-4	<2.0
1,2-Dibromoethane	106-93-4	<1.0	Xylenes, Total	1330-20-7	<2.0
1,2-Dichlorobenzene	95-50-1	<1.0			
1,3-Dichlorobenzene	541-73-1	<1.0			
1,4-Dichlorobenzene	106-46-7	<1.0			
1,1-Dichloroethane	75-34-3	<1.0			
Dichlorodifluoromethane	75-71-8	<2.0			
1,2-Dichloroethane	107-06-2	<1.0			
1,1-Dichloroethene	75-35-4	<0.50			
cis-1,2-Dichloroethene	156-59-2	<0.50			
trans-1,2-Dichloroethene	156-60-5	<0.50			
1,2-Dichloropropane	78-87-5	<1.0			
1,3-Dichloropropane	142-28-9	<1.0			
2,2-Dichloropropane	594-20-7	<1.0			
1,1-Dichloropropene	563-58-6	<1.0			
cis-1,3-Dichloropropene	10061-01-5	<1.0			
trans-1,3-Dichloropropene	10061-02-6	<1.0			
Ethylbenzene	100-41-4	<1.0			
Isopropylbenzene	98-82-8	<1.0			
4-Isopropyltoluene	99-87-6	<1.0			

Surrogate:	% RC	Acceptable % RC
Dibromofluoromethane:	91	50-130 %
Toluene-d8:	70	55-130 %
4-Bromofluorobenzene:	70	51-130 %

Dilution Factor: 1

Data Qualifiers: None

Mr. Chris Jacquemin
Tetra Tech, Inc.
3822 E. University Dr
Phoenix, AZ, 85034

Lab Reference #: TTI AZ10701
Project Name: Hwy 260 + Johnson
Project #: 117-1303066

Volatile Organics by GC/MS (EPA 8260B)

Client Sample ID	Lab Sample Number	Date Received	Date Sampled	Date Extracted	Date Analyzed	Matrix
Mangum	AZ10701-003	4/14/2017	4/10/2017	4/20/2017	4/20/2017	Water

ANALYTE	CAS #	µg/L	ANALYTE	CAS #	µg/L
Benzene	71-43-2	<0.50	Methyl t-butyl ether (MTBE)	1634-04-4	<1.0
Bromobenzene	108-86-1	<1.0	Methylene chloride	75-09-2	<5.0
Bromochloromethane	74-97-5	<1.0	Naphthalene	91-20-3	<3.0
Bromodichloromethane	75-27-4	<1.0	n-Propylbenzene	103-65-1	<1.0
Bromoform	75-25-2	<1.0	Styrene	100-42-5	<1.0
Bromomethane	74-83-9	<5.0	1,1,2,2-Tetrachloroethane	79-34-5	<1.0
n-Butylbenzene	104-51-8	<1.0	Tetrachloroethene	127-18-4	2.1
sec-Butylbenzene	135-98-8	<1.0	Toluene	108-88-3	<1.0
tert-Butylbenzene	98-06-6	<1.0	1,2,3-Trichlorobenzene	87-61-6	<1.0
Carbon tetrachloride	56-23-5	<1.0	1,1,1-Trichloroethane	71-55-6	<1.0
Chlorobenzene	108-90-7	<1.0	1,1,2-Trichloroethane	79-00-5	<1.0
Chloroethane	75-00-3	<5.0	Trichloroethene	79-01-6	<1.0
Chloroform	67-66-3	<1.0	Trichlorofluoromethane	75-69-4	<2.0
Chloromethane	74-87-3	<5.0	1,2,3-Trichloropropane	96-18-4	<1.0
2-Chlorotoluene	95-49-8	<1.0	1,2,4-Trimethylbenzene	95-63-6	<1.0
4-Chlorotoluene	106-43-4	<1.0	1,3,5-Trimethylbenzene	108-67-8	<1.0
Dibromochloromethane	124-48-1	<1.0	Vinyl Chloride	75-01-4	<2.0
1,2-Dibromoethane	106-93-4	<1.0	Xylenes, Total	1330-20-7	<2.0
1,2-Dichlorobenzene	95-50-1	<1.0			
1,3-Dichlorobenzene	541-73-1	<1.0			
1,4-Dichlorobenzene	106-46-7	<1.0			
1,1-Dichloroethane	75-34-3	<1.0			
Dichlorodifluoromethane	75-71-8	<2.0			
1,2-Dichloroethane	107-06-2	<1.0			
1,1-Dichloroethene	75-35-4	<0.50			
cis-1,2-Dichloroethene	156-59-2	<0.50			
trans-1,2-Dichloroethene	156-60-5	<0.50			
1,2-Dichloropropane	78-87-5	<1.0			
1,3-Dichloropropane	142-28-9	<1.0			
2,2-Dichloropropane	594-20-7	<1.0			
1,1-Dichloropropene	563-58-6	<1.0			
cis-1,3-Dichloropropene	10061-01-5	<1.0			
trans-1,3-Dichloropropene	10061-02-6	<1.0			
Ethylbenzene	100-41-4	<1.0			
Isopropylbenzene	98-82-8	<1.0			
4-Isopropyltoluene	99-87-6	<1.0			

Surrogate:	% RC	Acceptable % RC
Dibromofluoromethane:	90	50-130 %
Toluene-d8:	69	55-130 %
4-Bromofluorobenzene:	70	51-130 %

Dilution Factor: 1

Data Qualifiers: None

Mr. Chris Jacquemin
Tetra Tech, Inc.
3822 E. University Dr
Phoenix, AZ, 85034

Lab Reference #: TTI AZ10701
Project Name: Hwy 260 + Johnson
Project #: 117-1303066

Volatile Organics by GC/MS (EPA 8260B)

Client Sample ID	Lab Sample Number	Date Received	Date Sampled	Date Extracted	Date Analyzed	Matrix
Lee	AZ10701-004	4/14/2017	4/10/2017	4/20/2017	4/20/2017	Water

ANALYTE	CAS #	µg/L	ANALYTE	CAS #	µg/L
Benzene	71-43-2	<0.50	Methyl t-butyl ether (MTBE)	1634-04-4	<1.0
Bromobenzene	108-86-1	<1.0	Methylene chloride	75-09-2	<5.0
Bromochloromethane	74-97-5	<1.0	Naphthalene	91-20-3	<3.0
Bromodichloromethane	75-27-4	<1.0	n-Propylbenzene	103-65-1	<1.0
Bromoform	75-25-2	<1.0	Styrene	100-42-5	<1.0
Bromomethane	74-83-9	<5.0	1,1,2,2-Tetrachloroethane	79-34-5	<1.0
n-Butylbenzene	104-51-8	<1.0	Tetrachloroethene	127-18-4	22
sec-Butylbenzene	135-98-8	<1.0	Toluene	108-88-3	<1.0
tert-Butylbenzene	98-06-6	<1.0	1,2,3-Trichlorobenzene	87-61-6	<1.0
Carbon tetrachloride	56-23-5	<1.0	1,1,1-Trichloroethane	71-55-6	<1.0
Chlorobenzene	108-90-7	<1.0	1,1,2-Trichloroethane	79-00-5	<1.0
Chloroethane	75-00-3	<5.0	Trichloroethene	79-01-6	<1.0
Chloroform	67-66-3	<1.0	Trichlorofluoromethane	75-69-4	<2.0
Chloromethane	74-87-3	<5.0	1,2,3-Trichloropropane	96-18-4	<1.0
2-Chlorotoluene	95-49-8	<1.0	1,2,4-Trimethylbenzene	95-63-6	<1.0
4-Chlorotoluene	106-43-4	<1.0	1,3,5-Trimethylbenzene	108-67-8	<1.0
Dibromochloromethane	124-48-1	<1.0	Vinyl Chloride	75-01-4	<2.0
1,2-Dibromoethane	106-93-4	<1.0	Xylenes, Total	1330-20-7	<2.0
1,2-Dichlorobenzene	95-50-1	<1.0			
1,3-Dichlorobenzene	541-73-1	<1.0			
1,4-Dichlorobenzene	106-46-7	<1.0			
1,1-Dichloroethane	75-34-3	<1.0			
Dichlorodifluoromethane	75-71-8	<2.0			
1,2-Dichloroethane	107-06-2	<1.0			
1,1-Dichloroethene	75-35-4	<0.50			
cis-1,2-Dichloroethene	156-59-2	<0.50			
trans-1,2-Dichloroethene	156-60-5	<0.50			
1,2-Dichloropropane	78-87-5	<1.0			
1,3-Dichloropropane	142-28-9	<1.0			
2,2-Dichloropropane	594-20-7	<1.0			
1,1-Dichloropropene	563-58-6	<1.0			
cis-1,3-Dichloropropene	10061-01-5	<1.0			
trans-1,3-Dichloropropene	10061-02-6	<1.0			
Ethylbenzene	100-41-4	<1.0			
Isopropylbenzene	98-82-8	<1.0			
4-Isopropyltoluene	99-87-6	<1.0			

Surrogate:	% RC	Acceptable % RC
Dibromofluoromethane:	89	50-130 %
Toluene-d8:	69	55-130 %
4-Bromofluorobenzene:	70	51-130 %

Dilution Factor: 1

Data Qualifiers: None

Mr. Chris Jacquemin
Tetra Tech, Inc.
3822 E. University Dr
Phoenix, AZ, 85034

Lab Reference #: TTI AZ10701
Project Name: Hwy 260 + Johnson
Project #: 117-1303066

Volatile Organics by GC/MS (EPA 8260B)

Client Sample ID	Lab Sample Number	Date Received	Date Sampled	Date Extracted	Date Analyzed	Matrix
Lee 13	AZ10701-005	4/14/2017	4/10/2017	4/20/2017	4/20/2017	Water

ANALYTE	CAS #	µg/L	ANALYTE	CAS #	µg/L
Benzene	71-43-2	<0.50	Methyl t-butyl ether (MTBE)	1634-04-4	<1.0
Bromobenzene	108-86-1	<1.0	Methylene chloride	75-09-2	<5.0
Bromochloromethane	74-97-5	<1.0	Naphthalene	91-20-3	<3.0
Bromodichloromethane	75-27-4	<1.0	n-Propylbenzene	103-65-1	<1.0
Bromoform	75-25-2	<1.0	Styrene	100-42-5	<1.0
Bromomethane	74-83-9	<5.0	1,1,2,2-Tetrachloroethane	79-34-5	<1.0
n-Butylbenzene	104-51-8	<1.0	Tetrachloroethene	127-18-4	23
sec-Butylbenzene	135-98-8	<1.0	Toluene	108-88-3	<1.0
tert-Butylbenzene	98-06-6	<1.0	1,2,3-Trichlorobenzene	87-61-6	<1.0
Carbon tetrachloride	56-23-5	<1.0	1,1,1-Trichloroethane	71-55-6	<1.0
Chlorobenzene	108-90-7	<1.0	1,1,2-Trichloroethane	79-00-5	<1.0
Chloroethane	75-00-3	<5.0	Trichloroethene	79-01-6	<1.0
Chloroform	67-66-3	<1.0	Trichlorofluoromethane	75-69-4	<2.0
Chloromethane	74-87-3	<5.0	1,2,3-Trichloropropane	96-18-4	<1.0
2-Chlorotoluene	95-49-8	<1.0	1,2,4-Trimethylbenzene	95-63-6	<1.0
4-Chlorotoluene	106-43-4	<1.0	1,3,5-Trimethylbenzene	108-67-8	<1.0
Dibromochloromethane	124-48-1	<1.0	Vinyl Chloride	75-01-4	<2.0
1,2-Dibromoethane	106-93-4	<1.0	Xylenes, Total	1330-20-7	<2.0
1,2-Dichlorobenzene	95-50-1	<1.0			
1,3-Dichlorobenzene	541-73-1	<1.0			
1,4-Dichlorobenzene	106-46-7	<1.0			
1,1-Dichloroethane	75-34-3	<1.0			
Dichlorodifluoromethane	75-71-8	<2.0			
1,2-Dichloroethane	107-06-2	<1.0			
1,1-Dichloroethene	75-35-4	<0.50			
cis-1,2-Dichloroethene	156-59-2	<0.50			
trans-1,2-Dichloroethene	156-60-5	<0.50			
1,2-Dichloropropane	78-87-5	<1.0			
1,3-Dichloropropane	142-28-9	<1.0			
2,2-Dichloropropane	594-20-7	<1.0			
1,1-Dichloropropene	563-58-6	<1.0			
cis-1,3-Dichloropropene	10061-01-5	<1.0			
trans-1,3-Dichloropropene	10061-02-6	<1.0			
Ethylbenzene	100-41-4	<1.0			
Isopropylbenzene	98-82-8	<1.0			
4-Isopropyltoluene	99-87-6	<1.0			

Surrogate:	% RC	Acceptable % RC
Dibromofluoromethane:	92	50-130 %
Toluene-d8:	69	55-130 %
4-Bromofluorobenzene:	71	51-130 %

Dilution Factor: 1

Data Qualifiers: None

Mr. Chris Jacquemin
Tetra Tech, Inc.
3822 E. University Dr
Phoenix, AZ, 85034

Lab Reference #: TTI AZ10701
Project Name: Hwy 260 + Johnson
Project #: 117-1303066

Volatile Organics by GC/MS (EPA 8260B)

Client Sample ID	Lab Sample Number	Date Received	Date Sampled	Date Extracted	Date Analyzed	Matrix
LDS Church	AZ10701-006	4/14/2017	4/10/2017	4/20/2017	4/20/2017	Water

ANALYTE	CAS #	µg/L	ANALYTE	CAS #	µg/L
Benzene	71-43-2	<0.50	Methyl t-butyl ether (MTBE)	1634-04-4	<1.0
Bromobenzene	108-86-1	<1.0	Methylene chloride	75-09-2	<5.0
Bromochloromethane	74-97-5	<1.0	Naphthalene	91-20-3	<3.0
Bromodichloromethane	75-27-4	<1.0	n-Propylbenzene	103-65-1	<1.0
Bromoform	75-25-2	<1.0	Styrene	100-42-5	<1.0
Bromomethane	74-83-9	<5.0	1,1,2,2-Tetrachloroethane	79-34-5	<1.0
n-Butylbenzene	104-51-8	<1.0	Tetrachloroethene	127-18-4	<1.0
sec-Butylbenzene	135-98-8	<1.0	Toluene	108-88-3	<1.0
tert-Butylbenzene	98-06-6	<1.0	1,2,3-Trichlorobenzene	87-61-6	<1.0
Carbon tetrachloride	56-23-5	<1.0	1,1,1-Trichloroethane	71-55-6	<1.0
Chlorobenzene	108-90-7	<1.0	1,1,2-Trichloroethane	79-00-5	<1.0
Chloroethane	75-00-3	<5.0	Trichloroethene	79-01-6	<1.0
Chloroform	67-66-3	<1.0	Trichlorofluoromethane	75-69-4	<2.0
Chloromethane	74-87-3	<5.0	1,2,3-Trichloropropane	96-18-4	<1.0
2-Chlorotoluene	95-49-8	<1.0	1,2,4-Trimethylbenzene	95-63-6	<1.0
4-Chlorotoluene	106-43-4	<1.0	1,3,5-Trimethylbenzene	108-67-8	<1.0
Dibromochloromethane	124-48-1	<1.0	Vinyl Chloride	75-01-4	<2.0
1,2-Dibromoethane	106-93-4	<1.0	Xylenes, Total	1330-20-7	<2.0
1,2-Dichlorobenzene	95-50-1	<1.0			
1,3-Dichlorobenzene	541-73-1	<1.0			
1,4-Dichlorobenzene	106-46-7	<1.0			
1,1-Dichloroethane	75-34-3	<1.0			
Dichlorodifluoromethane	75-71-8	<2.0			
1,2-Dichloroethane	107-06-2	<1.0			
1,1-Dichloroethene	75-35-4	<0.50			
cis-1,2-Dichloroethene	156-59-2	<0.50			
trans-1,2-Dichloroethene	156-60-5	<0.50			
1,2-Dichloropropane	78-87-5	<1.0			
1,3-Dichloropropane	142-28-9	<1.0			
2,2-Dichloropropane	594-20-7	<1.0			
1,1-Dichloropropene	563-58-6	<1.0			
cis-1,3-Dichloropropene	10061-01-5	<1.0			
trans-1,3-Dichloropropene	10061-02-6	<1.0			
Ethylbenzene	100-41-4	<1.0			
Isopropylbenzene	98-82-8	<1.0			
4-Isopropyltoluene	99-87-6	<1.0			

Surrogate:	% RC	Acceptable % RC
Dibromofluoromethane:	90	50-130 %
Toluene-d8:	70	55-130 %
4-Bromofluorobenzene:	70	51-130 %

Dilution Factor: 1

Data Qualifiers: None

Mr. Chris Jacquemin
Tetra Tech, Inc.
3822 E. University Dr
Phoenix, AZ, 85034

Lab Reference #: TTI AZ10701
Project Name: Hwy 260 + Johnson
Project #: 117-1303066

Volatile Organics by GC/MS (EPA 8260B)

Client Sample ID	Lab Sample Number	Date Received	Date Sampled	Date Extracted	Date Analyzed	Matrix
Kengla 1	AZ10701-007	4/14/2017	4/11/2017	4/20/2017	4/20/2017	Water

ANALYTE	CAS #	µg/L	ANALYTE	CAS #	µg/L
Benzene	71-43-2	<0.50	Methyl t-butyl ether (MTBE)	1634-04-4	<1.0
Bromobenzene	108-86-1	<1.0	Methylene chloride	75-09-2	<5.0
Bromochloromethane	74-97-5	<1.0	Naphthalene	91-20-3	<3.0
Bromodichloromethane	75-27-4	<1.0	n-Propylbenzene	103-65-1	<1.0
Bromoform	75-25-2	<1.0	Styrene	100-42-5	<1.0
Bromomethane	74-83-9	<5.0	1,1,2,2-Tetrachloroethane	79-34-5	<1.0
n-Butylbenzene	104-51-8	<1.0	Tetrachloroethene	127-18-4	22
sec-Butylbenzene	135-98-8	<1.0	Toluene	108-88-3	<1.0
tert-Butylbenzene	98-06-6	<1.0	1,2,3-Trichlorobenzene	87-61-6	<1.0
Carbon tetrachloride	56-23-5	<1.0	1,1,1-Trichloroethane	71-55-6	<1.0
Chlorobenzene	108-90-7	<1.0	1,1,2-Trichloroethane	79-00-5	<1.0
Chloroethane	75-00-3	<5.0	Trichloroethene	79-01-6	<1.0
Chloroform	67-66-3	<1.0	Trichlorofluoromethane	75-69-4	<2.0
Chloromethane	74-87-3	<5.0	1,2,3-Trichloropropane	96-18-4	<1.0
2-Chlorotoluene	95-49-8	<1.0	1,2,4-Trimethylbenzene	95-63-6	<1.0
4-Chlorotoluene	106-43-4	<1.0	1,3,5-Trimethylbenzene	108-67-8	<1.0
Dibromochloromethane	124-48-1	<1.0	Vinyl Chloride	75-01-4	<2.0
1,2-Dibromoethane	106-93-4	<1.0	Xylenes, Total	1330-20-7	<2.0
1,2-Dichlorobenzene	95-50-1	<1.0			
1,3-Dichlorobenzene	541-73-1	<1.0			
1,4-Dichlorobenzene	106-46-7	<1.0			
1,1-Dichloroethane	75-34-3	<1.0			
Dichlorodifluoromethane	75-71-8	<2.0			
1,2-Dichloroethane	107-06-2	<1.0			
1,1-Dichloroethene	75-35-4	<0.50			
cis-1,2-Dichloroethene	156-59-2	<0.50			
trans-1,2-Dichloroethene	156-60-5	<0.50			
1,2-Dichloropropane	78-87-5	<1.0			
1,3-Dichloropropane	142-28-9	<1.0			
2,2-Dichloropropane	594-20-7	<1.0			
1,1-Dichloropropene	563-58-6	<1.0			
cis-1,3-Dichloropropene	10061-01-5	<1.0			
trans-1,3-Dichloropropene	10061-02-6	<1.0			
Ethylbenzene	100-41-4	<1.0			
Isopropylbenzene	98-82-8	<1.0			
4-Isopropyltoluene	99-87-6	<1.0			

Surrogate:	% RC	Acceptable % RC
Dibromofluoromethane:	88	50-130 %
Toluene-d8:	68	55-130 %
4-Bromofluorobenzene:	69	51-130 %

Dilution Factor: 1

Data Qualifiers: None

Mr. Chris Jacquemin
Tetra Tech, Inc.
3822 E. University Dr
Phoenix, AZ, 85034

Lab Reference #: TTI AZ10701
Project Name: Hwy 260 + Johnson
Project #: 117-1303066

Volatile Organics by GC/MS (EPA 8260B)

Client Sample ID	Lab Sample Number	Date Received	Date Sampled	Date Extracted	Date Analyzed	Matrix
Kengla 3N	AZ10701-008	4/14/2017	4/11/2017	4/20/2017	4/20/2017	Water

ANALYTE	CAS #	µg/L	ANALYTE	CAS #	µg/L
Benzene	71-43-2	<0.50	Methyl t-butyl ether (MTBE)	1634-04-4	<1.0
Bromobenzene	108-86-1	<1.0	Methylene chloride	75-09-2	<5.0
Bromochloromethane	74-97-5	<1.0	Naphthalene	91-20-3	<3.0
Bromodichloromethane	75-27-4	<1.0	n-Propylbenzene	103-65-1	<1.0
Bromoform	75-25-2	<1.0	Styrene	100-42-5	<1.0
Bromomethane	74-83-9	<5.0	1,1,2,2-Tetrachloroethane	79-34-5	<1.0
n-Butylbenzene	104-51-8	<1.0	Tetrachloroethene	127-18-4	12
sec-Butylbenzene	135-98-8	<1.0	Toluene	108-88-3	<1.0
tert-Butylbenzene	98-06-6	<1.0	1,2,3-Trichlorobenzene	87-61-6	<1.0
Carbon tetrachloride	56-23-5	<1.0	1,1,1-Trichloroethane	71-55-6	<1.0
Chlorobenzene	108-90-7	<1.0	1,1,2-Trichloroethane	79-00-5	<1.0
Chloroethane	75-00-3	<5.0	Trichloroethene	79-01-6	<1.0
Chloroform	67-66-3	<1.0	Trichlorofluoromethane	75-69-4	<2.0
Chloromethane	74-87-3	<5.0	1,2,3-Trichloropropane	96-18-4	<1.0
2-Chlorotoluene	95-49-8	<1.0	1,2,4-Trimethylbenzene	95-63-6	<1.0
4-Chlorotoluene	106-43-4	<1.0	1,3,5-Trimethylbenzene	108-67-8	<1.0
Dibromochloromethane	124-48-1	<1.0	Vinyl Chloride	75-01-4	<2.0
1,2-Dibromoethane	106-93-4	<1.0	Xylenes, Total	1330-20-7	<2.0
1,2-Dichlorobenzene	95-50-1	<1.0			
1,3-Dichlorobenzene	541-73-1	<1.0			
1,4-Dichlorobenzene	106-46-7	<1.0			
1,1-Dichloroethane	75-34-3	<1.0			
Dichlorodifluoromethane	75-71-8	<2.0			
1,2-Dichloroethane	107-06-2	<1.0			
1,1-Dichloroethene	75-35-4	<0.50			
cis-1,2-Dichloroethene	156-59-2	<0.50			
trans-1,2-Dichloroethene	156-60-5	<0.50			
1,2-Dichloropropane	78-87-5	<1.0			
1,3-Dichloropropane	142-28-9	<1.0			
2,2-Dichloropropane	594-20-7	<1.0			
1,1-Dichloropropene	563-58-6	<1.0			
cis-1,3-Dichloropropene	10061-01-5	<1.0			
trans-1,3-Dichloropropene	10061-02-6	<1.0			
Ethylbenzene	100-41-4	<1.0			
Isopropylbenzene	98-82-8	<1.0			
4-Isopropyltoluene	99-87-6	<1.0			

Surrogate:	% RC	Acceptable % RC
Dibromofluoromethane:	89	50-130 %
Toluene-d8:	69	55-130 %
4-Bromofluorobenzene:	70	51-130 %

Dilution Factor: 1

Data Qualifiers: None

Mr. Chris Jacquemin
Tetra Tech, Inc.
3822 E. University Dr
Phoenix, AZ, 85034

Lab Reference #: TTI AZ10701
Project Name: Hwy 260 + Johnson
Project #: 117-1303066

Volatile Organics by GC/MS (EPA 8260B)

Client Sample ID	Lab Sample Number	Date Received	Date Sampled	Date Extracted	Date Analyzed	Matrix
Kengla 2	AZ10701-009	4/14/2017	4/11/2017	4/21/2017	4/21/2017	Water

ANALYTE	CAS #	µg/L	ANALYTE	CAS #	µg/L
Benzene	71-43-2	<0.50	Methyl t-butyl ether (MTBE)	1634-04-4	<1.0
Bromobenzene	108-86-1	<1.0	Methylene chloride	75-09-2	<5.0
Bromochloromethane	74-97-5	<1.0	Naphthalene	91-20-3	<3.0
Bromodichloromethane	75-27-4	<1.0	n-Propylbenzene	103-65-1	<1.0
Bromoform	75-25-2	<1.0	Styrene	100-42-5	<1.0
Bromomethane	74-83-9	<5.0	1,1,2,2-Tetrachloroethane	79-34-5	<1.0
n-Butylbenzene	104-51-8	<1.0	Tetrachloroethene	127-18-4	15
sec-Butylbenzene	135-98-8	<1.0	Toluene	108-88-3	<1.0
tert-Butylbenzene	98-06-6	<1.0	1,2,3-Trichlorobenzene	87-61-6	<1.0
Carbon tetrachloride	56-23-5	<1.0	1,1,1-Trichloroethane	71-55-6	<1.0
Chlorobenzene	108-90-7	<1.0	1,1,2-Trichloroethane	79-00-5	<1.0
Chloroethane	75-00-3	<5.0	Trichloroethene	79-01-6	<1.0
Chloroform	67-66-3	<1.0	Trichlorofluoromethane	75-69-4	<2.0
Chloromethane	74-87-3	<5.0	1,2,3-Trichloropropane	96-18-4	<1.0
2-Chlorotoluene	95-49-8	<1.0	1,2,4-Trimethylbenzene	95-63-6	<1.0
4-Chlorotoluene	106-43-4	<1.0	1,3,5-Trimethylbenzene	108-67-8	<1.0
Dibromochloromethane	124-48-1	<1.0	Vinyl Chloride	75-01-4	<2.0
1,2-Dibromoethane	106-93-4	<1.0	Xylenes, Total	1330-20-7	<2.0
1,2-Dichlorobenzene	95-50-1	<1.0			
1,3-Dichlorobenzene	541-73-1	<1.0			
1,4-Dichlorobenzene	106-46-7	<1.0			
1,1-Dichloroethane	75-34-3	<1.0			
Dichlorodifluoromethane	75-71-8	<2.0			
1,2-Dichloroethane	107-06-2	<1.0			
1,1-Dichloroethene	75-35-4	<0.50			
cis-1,2-Dichloroethene	156-59-2	<0.50			
trans-1,2-Dichloroethene	156-60-5	<0.50			
1,2-Dichloropropane	78-87-5	<1.0			
1,3-Dichloropropane	142-28-9	<1.0			
2,2-Dichloropropane	594-20-7	<1.0			
1,1-Dichloropropene	563-58-6	<1.0			
cis-1,3-Dichloropropene	10061-01-5	<1.0			
trans-1,3-Dichloropropene	10061-02-6	<1.0			
Ethylbenzene	100-41-4	<1.0			
Isopropylbenzene	98-82-8	<1.0			
4-Isopropyltoluene	99-87-6	<1.0			

Surrogate:	% RC	Acceptable % RC
Dibromofluoromethane:	93	50-130 %
Toluene-d8:	69	55-130 %
4-Bromofluorobenzene:	71	51-130 %

Dilution Factor: 1

Data Qualifiers: None

Mr. Chris Jacquemin
Tetra Tech, Inc.
3822 E. University Dr
Phoenix, AZ, 85034

Lab Reference #: TTI AZ10701
Project Name: Hwy 260 + Johnson
Project #: 117-1303066

Volatile Organics by GC/MS (EPA 8260B)

Client Sample ID	Lab Sample Number	Date Received	Date Sampled	Date Extracted	Date Analyzed	Matrix
Kengla 1R	AZ10701-010	4/14/2017	4/11/2017	4/21/2017	4/21/2017	Water

ANALYTE	CAS #	µg/L	ANALYTE	CAS #	µg/L
Benzene	71-43-2	<0.50	Methyl t-butyl ether (MTBE)	1634-04-4	<1.0
Bromobenzene	108-86-1	<1.0	Methylene chloride	75-09-2	<5.0
Bromochloromethane	74-97-5	<1.0	Naphthalene	91-20-3	<3.0
Bromodichloromethane	75-27-4	<1.0	n-Propylbenzene	103-65-1	<1.0
Bromoform	75-25-2	<1.0	Styrene	100-42-5	<1.0
Bromomethane	74-83-9	<5.0	1,1,2,2-Tetrachloroethane	79-34-5	<1.0
n-Butylbenzene	104-51-8	<1.0	Tetrachloroethene	127-18-4	26
sec-Butylbenzene	135-98-8	<1.0	Toluene	108-88-3	<1.0
tert-Butylbenzene	98-06-6	<1.0	1,2,3-Trichlorobenzene	87-61-6	<1.0
Carbon tetrachloride	56-23-5	<1.0	1,1,1-Trichloroethane	71-55-6	<1.0
Chlorobenzene	108-90-7	<1.0	1,1,2-Trichloroethane	79-00-5	<1.0
Chloroethane	75-00-3	<5.0	Trichloroethene	79-01-6	<1.0
Chloroform	67-66-3	<1.0	Trichlorofluoromethane	75-69-4	<2.0
Chloromethane	74-87-3	<5.0	1,2,3-Trichloropropane	96-18-4	<1.0
2-Chlorotoluene	95-49-8	<1.0	1,2,4-Trimethylbenzene	95-63-6	<1.0
4-Chlorotoluene	106-43-4	<1.0	1,3,5-Trimethylbenzene	108-67-8	<1.0
Dibromochloromethane	124-48-1	<1.0	Vinyl Chloride	75-01-4	<2.0
1,2-Dibromoethane	106-93-4	<1.0	Xylenes, Total	1330-20-7	<2.0
1,2-Dichlorobenzene	95-50-1	<1.0			
1,3-Dichlorobenzene	541-73-1	<1.0			
1,4-Dichlorobenzene	106-46-7	<1.0			
1,1-Dichloroethane	75-34-3	<1.0			
Dichlorodifluoromethane	75-71-8	<2.0			
1,2-Dichloroethane	107-06-2	<1.0			
1,1-Dichloroethene	75-35-4	<0.50			
cis-1,2-Dichloroethene	156-59-2	<0.50			
trans-1,2-Dichloroethene	156-60-5	<0.50			
1,2-Dichloropropane	78-87-5	<1.0			
1,3-Dichloropropane	142-28-9	<1.0			
2,2-Dichloropropane	594-20-7	<1.0			
1,1-Dichloropropene	563-58-6	<1.0			
cis-1,3-Dichloropropene	10061-01-5	<1.0			
trans-1,3-Dichloropropene	10061-02-6	<1.0			
Ethylbenzene	100-41-4	<1.0			
Isopropylbenzene	98-82-8	<1.0			
4-Isopropyltoluene	99-87-6	<1.0			

Surrogate:	% RC	Acceptable % RC
Dibromofluoromethane:	94	50-130 %
Toluene-d8:	68	55-130 %
4-Bromofluorobenzene:	71	51-130 %

Dilution Factor: 1

Data Qualifiers: None

Mr. Chris Jacquemin
Tetra Tech, Inc.
3822 E. University Dr
Phoenix, AZ, 85034

Lab Reference #: TTI AZ10701
Project Name: Hwy 260 + Johnson
Project #: 117-1303066

Volatile Organics by GC/MS (EPA 8260B)

Client Sample ID	Lab Sample Number	Date Received	Date Sampled	Date Extracted	Date Analyzed	Matrix
Rainbow	AZ10701-011	4/14/2017	4/12/2017	4/21/2017	4/21/2017	Water

ANALYTE	CAS #	µg/L	ANALYTE	CAS #	µg/L
Benzene	71-43-2	<0.50	Methyl t-butyl ether (MTBE)	1634-04-4	<1.0
Bromobenzene	108-86-1	<1.0	Methylene chloride	75-09-2	<5.0
Bromochloromethane	74-97-5	<1.0	Naphthalene	91-20-3	<3.0
Bromodichloromethane	75-27-4	<1.0	n-Propylbenzene	103-65-1	<1.0
Bromoform	75-25-2	<1.0	Styrene	100-42-5	<1.0
Bromomethane	74-83-9	<5.0	1,1,2,2-Tetrachloroethane	79-34-5	<1.0
n-Butylbenzene	104-51-8	<1.0	Tetrachloroethene	127-18-4	2.1
sec-Butylbenzene	135-98-8	<1.0	Toluene	108-88-3	<1.0
tert-Butylbenzene	98-06-6	<1.0	1,2,3-Trichlorobenzene	87-61-6	<1.0
Carbon tetrachloride	56-23-5	<1.0	1,1,1-Trichloroethane	71-55-6	<1.0
Chlorobenzene	108-90-7	<1.0	1,1,2-Trichloroethane	79-00-5	<1.0
Chloroethane	75-00-3	<5.0	Trichloroethene	79-01-6	<1.0
Chloroform	67-66-3	<1.0	Trichlorofluoromethane	75-69-4	<2.0
Chloromethane	74-87-3	<5.0	1,2,3-Trichloropropane	96-18-4	<1.0
2-Chlorotoluene	95-49-8	<1.0	1,2,4-Trimethylbenzene	95-63-6	<1.0
4-Chlorotoluene	106-43-4	<1.0	1,3,5-Trimethylbenzene	108-67-8	<1.0
Dibromochloromethane	124-48-1	<1.0	Vinyl Chloride	75-01-4	<2.0
1,2-Dibromoethane	106-93-4	<1.0	Xylenes, Total	1330-20-7	<2.0
1,2-Dichlorobenzene	95-50-1	<1.0			
1,3-Dichlorobenzene	541-73-1	<1.0			
1,4-Dichlorobenzene	106-46-7	<1.0			
1,1-Dichloroethane	75-34-3	<1.0			
Dichlorodifluoromethane	75-71-8	<2.0			
1,2-Dichloroethane	107-06-2	<1.0			
1,1-Dichloroethene	75-35-4	<0.50			
cis-1,2-Dichloroethene	156-59-2	<0.50			
trans-1,2-Dichloroethene	156-60-5	<0.50			
1,2-Dichloropropane	78-87-5	<1.0			
1,3-Dichloropropane	142-28-9	<1.0			
2,2-Dichloropropane	594-20-7	<1.0			
1,1-Dichloropropene	563-58-6	<1.0			
cis-1,3-Dichloropropene	10061-01-5	<1.0			
trans-1,3-Dichloropropene	10061-02-6	<1.0			
Ethylbenzene	100-41-4	<1.0			
Isopropylbenzene	98-82-8	<1.0			
4-Isopropyltoluene	99-87-6	<1.0			

Surrogate:	% RC	Acceptable % RC
Dibromofluoromethane:	93	50-130 %
Toluene-d8:	70	55-130 %
4-Bromofluorobenzene:	73	51-130 %

Dilution Factor: 1

Data Qualifiers: None

Mr. Chris Jacquemin
Tetra Tech, Inc.
3822 E. University Dr
Phoenix, AZ, 85034

Lab Reference #: TTI AZ10701
Project Name: Hwy 260 + Johnson
Project #: 117-1303066

Volatile Organics by GC/MS (EPA 8260B)

Client Sample ID	Lab Sample Number	Date Received	Date Sampled	Date Extracted	Date Analyzed	Matrix
School	AZ10701-012	4/14/2017	4/12/2017	4/21/2017	4/21/2017	Water

ANALYTE	CAS #	µg/L	ANALYTE	CAS #	µg/L
Benzene	71-43-2	<0.50	Methyl t-butyl ether (MTBE)	1634-04-4	<1.0
Bromobenzene	108-86-1	<1.0	Methylene chloride	75-09-2	<5.0
Bromochloromethane	74-97-5	<1.0	Naphthalene	91-20-3	<3.0
Bromodichloromethane	75-27-4	<1.0	n-Propylbenzene	103-65-1	<1.0
Bromoform	75-25-2	<1.0	Styrene	100-42-5	<1.0
Bromomethane	74-83-9	<5.0	1,1,2,2-Tetrachloroethane	79-34-5	<1.0
n-Butylbenzene	104-51-8	<1.0	Tetrachloroethene	127-18-4	4.2
sec-Butylbenzene	135-98-8	<1.0	Toluene	108-88-3	<1.0
tert-Butylbenzene	98-06-6	<1.0	1,2,3-Trichlorobenzene	87-61-6	<1.0
Carbon tetrachloride	56-23-5	<1.0	1,1,1-Trichloroethane	71-55-6	<1.0
Chlorobenzene	108-90-7	<1.0	1,1,2-Trichloroethane	79-00-5	<1.0
Chloroethane	75-00-3	<5.0	Trichloroethene	79-01-6	<1.0
Chloroform	67-66-3	<1.0	Trichlorofluoromethane	75-69-4	<2.0
Chloromethane	74-87-3	<5.0	1,2,3-Trichloropropane	96-18-4	<1.0
2-Chlorotoluene	95-49-8	<1.0	1,2,4-Trimethylbenzene	95-63-6	<1.0
4-Chlorotoluene	106-43-4	<1.0	1,3,5-Trimethylbenzene	108-67-8	<1.0
Dibromochloromethane	124-48-1	<1.0	Vinyl Chloride	75-01-4	<2.0
1,2-Dibromoethane	106-93-4	<1.0	Xylenes, Total	1330-20-7	<2.0
1,2-Dichlorobenzene	95-50-1	<1.0			
1,3-Dichlorobenzene	541-73-1	<1.0			
1,4-Dichlorobenzene	106-46-7	<1.0			
1,1-Dichloroethane	75-34-3	<1.0			
Dichlorodifluoromethane	75-71-8	<2.0			
1,2-Dichloroethane	107-06-2	<1.0			
1,1-Dichloroethene	75-35-4	<0.50			
cis-1,2-Dichloroethene	156-59-2	<0.50			
trans-1,2-Dichloroethene	156-60-5	<0.50			
1,2-Dichloropropane	78-87-5	<1.0			
1,3-Dichloropropane	142-28-9	<1.0			
2,2-Dichloropropane	594-20-7	<1.0			
1,1-Dichloropropene	563-58-6	<1.0			
cis-1,3-Dichloropropene	10061-01-5	<1.0			
trans-1,3-Dichloropropene	10061-02-6	<1.0			
Ethylbenzene	100-41-4	<1.0			
Isopropylbenzene	98-82-8	<1.0			
4-Isopropyltoluene	99-87-6	<1.0			

Surrogate:	% RC	Acceptable % RC
Dibromofluoromethane:	93	50-130 %
Toluene-d8:	69	55-130 %
4-Bromofluorobenzene:	71	51-130 %

Dilution Factor: 1

Data Qualifiers: None

Mr. Chris Jacquemin
Tetra Tech, Inc.
3822 E. University Dr
Phoenix, AZ, 85034

Lab Reference #: TTI AZ10701
Project Name: Hwy 260 + Johnson
Project #: 117-1303066

Volatile Organics by GC/MS (EPA 8260B)

Client Sample ID	Lab Sample Number	Date Received	Date Sampled	Date Extracted	Date Analyzed	Matrix
Earl S	AZ10701-013	4/14/2017	4/13/2017	4/21/2017	4/21/2017	Water

ANALYTE	CAS #	µg/L	ANALYTE	CAS #	µg/L
Benzene	71-43-2	<0.50	Methyl t-butyl ether (MTBE)	1634-04-4	<1.0
Bromobenzene	108-86-1	<1.0	Methylene chloride	75-09-2	<5.0
Bromochloromethane	74-97-5	<1.0	Naphthalene	91-20-3	<3.0
Bromodichloromethane	75-27-4	<1.0	n-Propylbenzene	103-65-1	<1.0
Bromoform	75-25-2	<1.0	Styrene	100-42-5	<1.0
Bromomethane	74-83-9	<5.0	1,1,2,2-Tetrachloroethane	79-34-5	<1.0
n-Butylbenzene	104-51-8	<1.0	Tetrachloroethene	127-18-4	1.2
sec-Butylbenzene	135-98-8	<1.0	Toluene	108-88-3	<1.0
tert-Butylbenzene	98-06-6	<1.0	1,2,3-Trichlorobenzene	87-61-6	<1.0
Carbon tetrachloride	56-23-5	<1.0	1,1,1-Trichloroethane	71-55-6	<1.0
Chlorobenzene	108-90-7	<1.0	1,1,2-Trichloroethane	79-00-5	<1.0
Chloroethane	75-00-3	<5.0	Trichloroethene	79-01-6	<1.0
Chloroform	67-66-3	<1.0	Trichlorofluoromethane	75-69-4	<2.0
Chloromethane	74-87-3	<5.0	1,2,3-Trichloropropane	96-18-4	<1.0
2-Chlorotoluene	95-49-8	<1.0	1,2,4-Trimethylbenzene	95-63-6	<1.0
4-Chlorotoluene	106-43-4	<1.0	1,3,5-Trimethylbenzene	108-67-8	<1.0
Dibromochloromethane	124-48-1	<1.0	Vinyl Chloride	75-01-4	<2.0
1,2-Dibromoethane	106-93-4	<1.0	Xylenes, Total	1330-20-7	<2.0
1,2-Dichlorobenzene	95-50-1	<1.0			
1,3-Dichlorobenzene	541-73-1	<1.0			
1,4-Dichlorobenzene	106-46-7	<1.0			
1,1-Dichloroethane	75-34-3	<1.0			
Dichlorodifluoromethane	75-71-8	<2.0			
1,2-Dichloroethane	107-06-2	<1.0			
1,1-Dichloroethene	75-35-4	<0.50			
cis-1,2-Dichloroethene	156-59-2	<0.50			
trans-1,2-Dichloroethene	156-60-5	<0.50			
1,2-Dichloropropane	78-87-5	<1.0			
1,3-Dichloropropane	142-28-9	<1.0			
2,2-Dichloropropane	594-20-7	<1.0			
1,1-Dichloropropene	563-58-6	<1.0			
cis-1,3-Dichloropropene	10061-01-5	<1.0			
trans-1,3-Dichloropropene	10061-02-6	<1.0			
Ethylbenzene	100-41-4	<1.0			
Isopropylbenzene	98-82-8	<1.0			
4-Isopropyltoluene	99-87-6	<1.0			

Surrogate:	% RC	Acceptable % RC
Dibromofluoromethane:	92	50-130 %
Toluene-d8:	70	55-130 %
4-Bromofluorobenzene:	70	51-130 %

Dilution Factor: 1

Data Qualifiers: None

Mr. Chris Jacquemin
Tetra Tech, Inc.
3822 E. University Dr
Phoenix, AZ, 85034

Lab Reference #: TTI AZ10701
Project Name: Hwy 260 + Johnson
Project #: 117-1303066

Volatile Organics by GC/MS (EPA 8260B)

Client Sample ID	Lab Sample Number	Date Received	Date Sampled	Date Extracted	Date Analyzed	Matrix
Williams	AZ10701-014	4/14/2017	4/13/2017	4/21/2017	4/21/2017	Water

ANALYTE	CAS #	µg/L	ANALYTE	CAS #	µg/L
Benzene	71-43-2	<0.50	Methyl t-butyl ether (MTBE)	1634-04-4	<1.0
Bromobenzene	108-86-1	<1.0	Methylene chloride	75-09-2	<5.0
Bromochloromethane	74-97-5	<1.0	Naphthalene	91-20-3	<3.0
Bromodichloromethane	75-27-4	<1.0	n-Propylbenzene	103-65-1	<1.0
Bromoform	75-25-2	<1.0	Styrene	100-42-5	<1.0
Bromomethane	74-83-9	<5.0	1,1,2,2-Tetrachloroethane	79-34-5	<1.0
n-Butylbenzene	104-51-8	<1.0	Tetrachloroethene	127-18-4	<1.0
sec-Butylbenzene	135-98-8	<1.0	Toluene	108-88-3	<1.0
tert-Butylbenzene	98-06-6	<1.0	1,2,3-Trichlorobenzene	87-61-6	<1.0
Carbon tetrachloride	56-23-5	<1.0	1,1,1-Trichloroethane	71-55-6	<1.0
Chlorobenzene	108-90-7	<1.0	1,1,2-Trichloroethane	79-00-5	<1.0
Chloroethane	75-00-3	<5.0	Trichloroethene	79-01-6	<1.0
Chloroform	67-66-3	<1.0	Trichlorofluoromethane	75-69-4	<2.0
Chloromethane	74-87-3	<5.0	1,2,3-Trichloropropane	96-18-4	<1.0
2-Chlorotoluene	95-49-8	<1.0	1,2,4-Trimethylbenzene	95-63-6	<1.0
4-Chlorotoluene	106-43-4	<1.0	1,3,5-Trimethylbenzene	108-67-8	<1.0
Dibromochloromethane	124-48-1	<1.0	Vinyl Chloride	75-01-4	<2.0
1,2-Dibromoethane	106-93-4	<1.0	Xylenes, Total	1330-20-7	<2.0
1,2-Dichlorobenzene	95-50-1	<1.0			
1,3-Dichlorobenzene	541-73-1	<1.0			
1,4-Dichlorobenzene	106-46-7	<1.0			
1,1-Dichloroethane	75-34-3	<1.0			
Dichlorodifluoromethane	75-71-8	<2.0			
1,2-Dichloroethane	107-06-2	<1.0			
1,1-Dichloroethene	75-35-4	<0.50			
cis-1,2-Dichloroethene	156-59-2	<0.50			
trans-1,2-Dichloroethene	156-60-5	<0.50			
1,2-Dichloropropane	78-87-5	<1.0			
1,3-Dichloropropane	142-28-9	<1.0			
2,2-Dichloropropane	594-20-7	<1.0			
1,1-Dichloropropene	563-58-6	<1.0			
cis-1,3-Dichloropropene	10061-01-5	<1.0			
trans-1,3-Dichloropropene	10061-02-6	<1.0			
Ethylbenzene	100-41-4	<1.0			
Isopropylbenzene	98-82-8	<1.0			
4-Isopropyltoluene	99-87-6	<1.0			

Surrogate:	% RC	Acceptable % RC
Dibromofluoromethane:	92	50-130 %
Toluene-d8:	69	55-130 %
4-Bromofluorobenzene:	70	51-130 %

Dilution Factor: 1

Data Qualifiers: None

Mr. Chris Jacquemin
Tetra Tech, Inc.
3822 E. University Dr
Phoenix, AZ, 85034

Lab Reference #: TTI AZ10701
Project Name: Hwy 260 + Johnson
Project #: 117-1303066

Volatile Organics by GC/MS (EPA 8260B)

Client Sample ID	Lab Sample Number	Date Received	Date Sampled	Date Extracted	Date Analyzed	Matrix
Earl N	AZ10701-015	4/14/2017	4/13/2017	4/21/2017	4/21/2017	Water

ANALYTE	CAS #	µg/L	ANALYTE	CAS #	µg/L
Benzene	71-43-2	<0.50	Methyl t-butyl ether (MTBE)	1634-04-4	<1.0
Bromobenzene	108-86-1	<1.0	Methylene chloride	75-09-2	<5.0
Bromochloromethane	74-97-5	<1.0	Naphthalene	91-20-3	<3.0
Bromodichloromethane	75-27-4	<1.0	n-Propylbenzene	103-65-1	<1.0
Bromoform	75-25-2	<1.0	Styrene	100-42-5	<1.0
Bromomethane	74-83-9	<5.0	1,1,2,2-Tetrachloroethane	79-34-5	<1.0
n-Butylbenzene	104-51-8	<1.0	Tetrachloroethene	127-18-4	<1.0
sec-Butylbenzene	135-98-8	<1.0	Toluene	108-88-3	<1.0
tert-Butylbenzene	98-06-6	<1.0	1,2,3-Trichlorobenzene	87-61-6	<1.0
Carbon tetrachloride	56-23-5	<1.0	1,1,1-Trichloroethane	71-55-6	<1.0
Chlorobenzene	108-90-7	<1.0	1,1,2-Trichloroethane	79-00-5	<1.0
Chloroethane	75-00-3	<5.0	Trichloroethene	79-01-6	<1.0
Chloroform	67-66-3	<1.0	Trichlorofluoromethane	75-69-4	<2.0
Chloromethane	74-87-3	<5.0	1,2,3-Trichloropropane	96-18-4	<1.0
2-Chlorotoluene	95-49-8	<1.0	1,2,4-Trimethylbenzene	95-63-6	<1.0
4-Chlorotoluene	106-43-4	<1.0	1,3,5-Trimethylbenzene	108-67-8	<1.0
Dibromochloromethane	124-48-1	<1.0	Vinyl Chloride	75-01-4	<2.0
1,2-Dibromoethane	106-93-4	<1.0	Xylenes, Total	1330-20-7	<2.0
1,2-Dichlorobenzene	95-50-1	<1.0			
1,3-Dichlorobenzene	541-73-1	<1.0			
1,4-Dichlorobenzene	106-46-7	<1.0			
1,1-Dichloroethane	75-34-3	<1.0			
Dichlorodifluoromethane	75-71-8	<2.0			
1,2-Dichloroethane	107-06-2	<1.0			
1,1-Dichloroethene	75-35-4	<0.50			
cis-1,2-Dichloroethene	156-59-2	<0.50			
trans-1,2-Dichloroethene	156-60-5	<0.50			
1,2-Dichloropropane	78-87-5	<1.0			
1,3-Dichloropropane	142-28-9	<1.0			
2,2-Dichloropropane	594-20-7	<1.0			
1,1-Dichloropropene	563-58-6	<1.0			
cis-1,3-Dichloropropene	10061-01-5	<1.0			
trans-1,3-Dichloropropene	10061-02-6	<1.0			
Ethylbenzene	100-41-4	<1.0			
Isopropylbenzene	98-82-8	<1.0			
4-Isopropyltoluene	99-87-6	<1.0			

Surrogate:	% RC	Acceptable % RC
Dibromofluoromethane:	94	50-130 %
Toluene-d8:	69	55-130 %
4-Bromofluorobenzene:	71	51-130 %

Dilution Factor: 1

Data Qualifiers: None

Mr. Chris Jacquemin
Tetra Tech, Inc.
3822 E. University Dr
Phoenix, AZ, 85034

Lab Reference #: TTI AZ10701
Project Name: Hwy 260 + Johnson
Project #: 117-1303066

Volatile Organics by GC/MS (EPA 8260B)

Client Sample ID	Lab Sample Number	Date Received	Date Sampled	Date Extracted	Date Analyzed	Matrix
Trip Blank	AZ10701-022	4/14/2017	4/10/2017	4/22/2017	4/22/2017	Water

ANALYTE	CAS #	µg/L	ANALYTE	CAS #	µg/L
Benzene	71-43-2	<0.50	Methyl t-butyl ether (MTBE)	1634-04-4	<1.0
Bromobenzene	108-86-1	<1.0	Methylene chloride	75-09-2	<5.0
Bromochloromethane	74-97-5	<1.0	Naphthalene	91-20-3	<3.0
Bromodichloromethane	75-27-4	<1.0	n-Propylbenzene	103-65-1	<1.0
Bromoform	75-25-2	<1.0	Styrene	100-42-5	<1.0
Bromomethane	74-83-9	<5.0	1,1,2,2-Tetrachloroethane	79-34-5	<1.0
n-Butylbenzene	104-51-8	<1.0	Tetrachloroethene	127-18-4	<1.0
sec-Butylbenzene	135-98-8	<1.0	Toluene	108-88-3	<1.0
tert-Butylbenzene	98-06-6	<1.0	1,2,3-Trichlorobenzene	87-61-6	<1.0
Carbon tetrachloride	56-23-5	<1.0	1,1,1-Trichloroethane	71-55-6	<1.0
Chlorobenzene	108-90-7	<1.0	1,1,2-Trichloroethane	79-00-5	<1.0
Chloroethane	75-00-3	<5.0	Trichloroethene	79-01-6	<1.0
Chloroform	67-66-3	<1.0	Trichlorofluoromethane	75-69-4	<2.0
Chloromethane	74-87-3	<5.0	1,2,3-Trichloropropane	96-18-4	<1.0
2-Chlorotoluene	95-49-8	<1.0	1,2,4-Trimethylbenzene	95-63-6	<1.0
4-Chlorotoluene	106-43-4	<1.0	1,3,5-Trimethylbenzene	108-67-8	<1.0
Dibromochloromethane	124-48-1	<1.0	Vinyl Chloride	75-01-4	<2.0
1,2-Dibromoethane	106-93-4	<1.0	Xylenes, Total	1330-20-7	<2.0
1,2-Dichlorobenzene	95-50-1	<1.0			
1,3-Dichlorobenzene	541-73-1	<1.0			
1,4-Dichlorobenzene	106-46-7	<1.0			
1,1-Dichloroethane	75-34-3	<1.0			
Dichlorodifluoromethane	75-71-8	<2.0			
1,2-Dichloroethane	107-06-2	<1.0			
1,1-Dichloroethene	75-35-4	<0.50			
cis-1,2-Dichloroethene	156-59-2	<0.50			
trans-1,2-Dichloroethene	156-60-5	<0.50			
1,2-Dichloropropane	78-87-5	<1.0			
1,3-Dichloropropane	142-28-9	<1.0			
2,2-Dichloropropane	594-20-7	<1.0			
1,1-Dichloropropene	563-58-6	<1.0			
cis-1,3-Dichloropropene	10061-01-5	<1.0			
trans-1,3-Dichloropropene	10061-02-6	<1.0			
Ethylbenzene	100-41-4	<1.0			
Isopropylbenzene	98-82-8	<1.0			
4-Isopropyltoluene	99-87-6	<1.0			

Surrogate:	% RC	Acceptable % RC
Dibromofluoromethane:	89	50-130 %
Toluene-d8:	68	55-130 %
4-Bromofluorobenzene:	72	51-130 %

Dilution Factor: 1

Data Qualifiers: None

Mr. Chris Jacquemin
Tetra Tech, Inc.
3822 E. University Dr
Phoenix, AZ, 85034

Lab Reference #: TTI AZ10701
Project Name: Hwy 260 + Johnson
Project #: 117-1303066

Volatile Organics by GC/MS (EPA 8260B)

Client Sample ID	Lab Sample Number	Date Received	Date Sampled	Date Extracted	Date Analyzed	Matrix
Method Blank	MBHT0420171			4/20/2017	4/20/2017	Water

ANALYTE	CAS #	µg/L	ANALYTE	CAS #	µg/L
Benzene	71-43-2	<0.50	Methyl t-butyl ether (MTBE)	1634-04-4	<1.0
Bromobenzene	108-86-1	<1.0	Methylene chloride	75-09-2	<5.0
Bromochloromethane	74-97-5	<1.0	Naphthalene	91-20-3	<3.0
Bromodichloromethane	75-27-4	<1.0	n-Propylbenzene	103-65-1	<1.0
Bromoform	75-25-2	<1.0	Styrene	100-42-5	<1.0
Bromomethane	74-83-9	<5.0	1,1,2,2-Tetrachloroethane	79-34-5	<1.0
n-Butylbenzene	104-51-8	<1.0	Tetrachloroethene	127-18-4	<1.0
sec-Butylbenzene	135-98-8	<1.0	Toluene	108-88-3	<1.0
tert-Butylbenzene	98-06-6	<1.0	1,2,3-Trichlorobenzene	87-61-6	<1.0
Carbon tetrachloride	56-23-5	<1.0	1,1,1-Trichloroethane	71-55-6	<1.0
Chlorobenzene	108-90-7	<1.0	1,1,2-Trichloroethane	79-00-5	<1.0
Chloroethane	75-00-3	<5.0	Trichloroethene	79-01-6	<1.0
Chloroform	67-66-3	<1.0	Trichlorofluoromethane	75-69-4	<2.0
Chloromethane	74-87-3	<5.0	1,2,3-Trichloropropane	96-18-4	<1.0
2-Chlorotoluene	95-49-8	<1.0	1,2,4-Trimethylbenzene	95-63-6	<1.0
4-Chlorotoluene	106-43-4	<1.0	1,3,5-Trimethylbenzene	108-67-8	<1.0
Dibromochloromethane	124-48-1	<1.0	Vinyl chloride	75-01-4	<2.0
1,2-Dibromoethane	106-93-4	<1.0	Xylenes, Total	1330-20-7	<2.0
1,2-Dichlorobenzene	95-50-1	<1.0			
1,3-Dichlorobenzene	541-73-1	<1.0			
1,4-Dichlorobenzene	106-46-7	<1.0			
1,1-Dichloroethane	75-34-3	<1.0			
Dichlorodifluoromethane	75-71-8	<2.0			
1,2-Dichloroethane	107-06-2	<1.0			
1,1-Dichloroethene	75-35-4	<0.50			
cis-1,2-Dichloroethene	156-59-2	<0.50			
trans-1,2-Dichloroethene	156-60-5	<0.50			
1,2-Dichloropropane	78-87-5	<1.0			
1,3-Dichloropropane	142-28-9	<1.0			
2,2-Dichloropropane	594-20-7	<1.0			
1,1-Dichloropropene	563-58-6	<1.0			
cis-1,3-Dichloropropene	10061-01-5	<1.0			
trans-1,3-Dichloropropene	10061-02-6	<1.0			
Ethylbenzene	100-41-4	<1.0			
Isopropylbenzene	98-82-8	<1.0			
4-Isopropyltoluene	99-87-6	<1.0			

Surrogate:	% RC	Acceptable % RC
Dibromofluoromethane:	107	50-130 %
Toluene-d8:	86	55-130 %
4-Bromofluorobenzene:	86	51-130 %

Dilution Factor: 1

Data Qualifiers: None

Mr. Chris Jacquemin
Tetra Tech, Inc.
3822 E. University Dr
Phoenix, AZ, 85034

Lab Reference #: TTI AZ10701
Project Name: Hwy 260 + Johnson
Project #: 117-1303066

Volatile Organics by GC/MS (EPA 8260B)

Client Sample ID	Lab Sample Number	Date Received	Date Sampled	Date Extracted	Date Analyzed	Matrix
Method Blank	MBHT0421171			4/21/2017	4/21/2017	Water

ANALYTE	CAS #	µg/L	ANALYTE	CAS #	µg/L
Benzene	71-43-2	<0.50	Methyl t-butyl ether (MTBE)	1634-04-4	<1.0
Bromobenzene	108-86-1	<1.0	Methylene chloride	75-09-2	<5.0
Bromochloromethane	74-97-5	<1.0	Naphthalene	91-20-3	<3.0
Bromodichloromethane	75-27-4	<1.0	n-Propylbenzene	103-65-1	<1.0
Bromoform	75-25-2	<1.0	Styrene	100-42-5	<1.0
Bromomethane	74-83-9	<5.0	1,1,2,2-Tetrachloroethane	79-34-5	<1.0
n-Butylbenzene	104-51-8	<1.0	Tetrachloroethene	127-18-4	<1.0
sec-Butylbenzene	135-98-8	<1.0	Toluene	108-88-3	<1.0
tert-Butylbenzene	98-06-6	<1.0	1,2,3-Trichlorobenzene	87-61-6	<1.0
Carbon tetrachloride	56-23-5	<1.0	1,1,1-Trichloroethane	71-55-6	<1.0
Chlorobenzene	108-90-7	<1.0	1,1,2-Trichloroethane	79-00-5	<1.0
Chloroethane	75-00-3	<5.0	Trichloroethene	79-01-6	<1.0
Chloroform	67-66-3	<1.0	Trichlorofluoromethane	75-69-4	<2.0
Chloromethane	74-87-3	<5.0	1,2,3-Trichloropropane	96-18-4	<1.0
2-Chlorotoluene	95-49-8	<1.0	1,2,4-Trimethylbenzene	95-63-6	<1.0
4-Chlorotoluene	106-43-4	<1.0	1,3,5-Trimethylbenzene	108-67-8	<1.0
Dibromochloromethane	124-48-1	<1.0	Vinyl chloride	75-01-4	<2.0
1,2-Dibromoethane	106-93-4	<1.0	Xylenes, Total	1330-20-7	<2.0
1,2-Dichlorobenzene	95-50-1	<1.0			
1,3-Dichlorobenzene	541-73-1	<1.0			
1,4-Dichlorobenzene	106-46-7	<1.0			
1,1-Dichloroethane	75-34-3	<1.0			
Dichlorodifluoromethane	75-71-8	<2.0			
1,2-Dichloroethane	107-06-2	<1.0			
1,1-Dichloroethene	75-35-4	<0.50			
cis-1,2-Dichloroethene	156-59-2	<0.50			
trans-1,2-Dichloroethene	156-60-5	<0.50			
1,2-Dichloropropane	78-87-5	<1.0			
1,3-Dichloropropane	142-28-9	<1.0			
2,2-Dichloropropane	594-20-7	<1.0			
1,1-Dichloropropene	563-58-6	<1.0			
cis-1,3-Dichloropropene	10061-01-5	<1.0			
trans-1,3-Dichloropropene	10061-02-6	<1.0			
Ethylbenzene	100-41-4	<1.0			
Isopropylbenzene	98-82-8	<1.0			
4-Isopropyltoluene	99-87-6	<1.0			

Surrogate:	% RC	Acceptable % RC
Dibromofluoromethane:	91	50-130 %
Toluene-d8:	70	55-130 %
4-Bromofluorobenzene:	74	51-130 %

Dilution Factor: 1

Data Qualifiers: None

Mr. Chris Jacquemin
Tetra Tech, Inc.
3822 E. University Dr
Phoenix, AZ, 85034

Lab Reference #: TTI AZ10701
Project Name: Hwy 260 + Johnson
Project #: 117-1303066

Volatile Organics by GC/MS (EPA 8260B)

Client Sample ID	Lab Sample Number	Date Received	Date Sampled	Date Extracted	Date Analyzed	Matrix
Method Blank	MBMN0422171			4/22/2017	4/22/2017	Water

ANALYTE	CAS #	µg/L	ANALYTE	CAS #	µg/L
Benzene	71-43-2	<0.50	Methyl t-butyl ether (MTBE)	1634-04-4	<1.0
Bromobenzene	108-86-1	<1.0	Methylene chloride	75-09-2	<5.0
Bromochloromethane	74-97-5	<1.0	Naphthalene	91-20-3	<3.0
Bromodichloromethane	75-27-4	<1.0	n-Propylbenzene	103-65-1	<1.0
Bromoform	75-25-2	<1.0	Styrene	100-42-5	<1.0
Bromomethane	74-83-9	<5.0	1,1,2,2-Tetrachloroethane	79-34-5	<1.0
n-Butylbenzene	104-51-8	<1.0	Tetrachloroethene	127-18-4	<1.0
sec-Butylbenzene	135-98-8	<1.0	Toluene	108-88-3	<1.0
tert-Butylbenzene	98-06-6	<1.0	1,2,3-Trichlorobenzene	87-61-6	<1.0
Carbon tetrachloride	56-23-5	<1.0	1,1,1-Trichloroethane	71-55-6	<1.0
Chlorobenzene	108-90-7	<1.0	1,1,2-Trichloroethane	79-00-5	<1.0
Chloroethane	75-00-3	<5.0	Trichloroethene	79-01-6	<1.0
Chloroform	67-66-3	<1.0	Trichlorofluoromethane	75-69-4	<2.0
Chloromethane	74-87-3	<5.0	1,2,3-Trichloropropane	96-18-4	<1.0
2-Chlorotoluene	95-49-8	<1.0	1,2,4-Trimethylbenzene	95-63-6	<1.0
4-Chlorotoluene	106-43-4	<1.0	1,3,5-Trimethylbenzene	108-67-8	<1.0
Dibromochloromethane	124-48-1	<1.0	Vinyl chloride	75-01-4	<2.0
1,2-Dibromoethane	106-93-4	<1.0	Xylenes, Total	1330-20-7	<2.0
1,2-Dichlorobenzene	95-50-1	<1.0			
1,3-Dichlorobenzene	541-73-1	<1.0			
1,4-Dichlorobenzene	106-46-7	<1.0			
1,1-Dichloroethane	75-34-3	<1.0			
Dichlorodifluoromethane	75-71-8	<2.0			
1,2-Dichloroethane	107-06-2	<1.0			
1,1-Dichloroethene	75-35-4	<0.50			
cis-1,2-Dichloroethene	156-59-2	<0.50			
trans-1,2-Dichloroethene	156-60-5	<0.50			
1,2-Dichloropropane	78-87-5	<1.0			
1,3-Dichloropropane	142-28-9	<1.0			
2,2-Dichloropropane	594-20-7	<1.0			
1,1-Dichloropropene	563-58-6	<1.0			
cis-1,3-Dichloropropene	10061-01-5	<1.0			
trans-1,3-Dichloropropene	10061-02-6	<1.0			
Ethylbenzene	100-41-4	<1.0			
Isopropylbenzene	98-82-8	<1.0			
4-Isopropyltoluene	99-87-6	<1.0			

Surrogate:	% RC	Acceptable % RC
Dibromofluoromethane:	84	50-130 %
Toluene-d8:	69	55-130 %
4-Bromofluorobenzene:	73	51-130 %

Dilution Factor: 1

Data Qualifiers: None

QA/QC Report
for
Volatile Organic Compounds (EPA 8260B)

Reporting units: ppb

Matrix Spike (MS) / Matrix Spike Duplicate (MSD)

Date of Extraction: 4/20/2017
Date of Analysis: 4/20/2017
Dup Date of Analysis: 4/20/2017
Laboratory Sample #: AZ10701-001
MS/MSD Qualifiers: None
Reference #: TTI AZ10701

Analyte	R1	SPC CONC	MS	MSD	%MS	%MSD	RPD	ACP %MS	ACP RPD	Qual
1,1-Dichloroethene	0.00	10.0	7.81	7.80	78	78	0	57-130	20	☐
Benzene	0.00	10.0	9.92	9.80	99	98	1	70-130	20	☐
Trichloroethene	0.00	10.0	10.9	10.8	109	108	1	70-136	20	☐
Toluene	0.00	10.0	8.95	8.91	89	89	0	70-130	20	☐
Chlorobenzene	0.00	10.0	11.2	11.0	112	110	2	70-130	20	☐

Surrogate Recoveries for Spike Samples

Surrogate (%RC)	MS	MSD	Qual	LCS	LCSD	Qual	ACP % RC
Dibromofluoromethane	84	86	☐	85	85	☐	50-130
Toluene-d8	69	70	☐	69	69	☐	55-130
4-Bromofluorobenzene	72	72	☐	72	71	☐	51-130

Laboratory Control Sample

Date of Extraction: 4/20/2017
Date of Analysis: 4/20/2017
Dup Date of Analysis: 4/20/2017
Laboratory Sample #: HT0420171
LCS Qualifiers: None

Analyte	SPC CONC	LCS	LCSD	%LCS	%LCSD	RPD	ACP %LCS	ACP RPD	Qual
1,1-Dichloroethene	10.0	7.11	6.72	71	67	6	58-130	20	☐
Benzene	10.0	9.46	9.15	95	91	3	70-130	20	☐
Trichloroethene	10.0	9.98	9.63	100	96	4	70-130	20	☐
Toluene	10.0	8.39	8.09	84	81	4	70-130	20	☐
Chlorobenzene	10.0	10.6	10.2	106	102	4	70-130	20	☐

QA/QC Report
for
Volatile Organic Compounds (EPA 8260B)

Reporting units: ppb

Matrix Spike (MS) / Matrix Spike Duplicate (MSD)

Date of Extraction: 4/21/2017
Date of Analysis: 4/21/2017
Dup Date of Analysis: 4/21/2017
Laboratory Sample #: AZ10701-009
MS/MSD Qualifiers: None
Reference #: TTI AZ10701

Analyte	R1	SPC CONC	MS	MSD	%MS	%MSD	RPD	ACP %MS	ACP RPD	Qual
1,1-Dichloroethene	0.00	10.0	8.21	8.14	82	81	1	57-130	20	☐
Benzene	0.00	10.0	9.87	9.64	99	96	2	70-130	20	☐
Trichloroethene	0.00	10.0	11.2	10.7	112	107	5	70-136	20	☐
Toluene	0.00	10.0	8.87	8.55	89	86	4	70-130	20	☐
Chlorobenzene	0.00	10.0	11.1	10.8	111	108	3	70-130	20	☐

Surrogate Recoveries for Spike Samples

Surrogate (%RC)	MS	MSD	Qual	LCS	LCSD	Qual	ACP % RC
Dibromofluoromethane	89	90	☐	88	89	☐	50-130
Toluene-d8	67	67	☐	69	69	☐	55-130
4-Bromofluorobenzene	74	72	☐	73	73	☐	51-130

Laboratory Control Sample

Date of Extraction: 4/21/2017
Date of Analysis: 4/21/2017
Dup Date of Analysis: 4/21/2017
Laboratory Sample #: HT0421171
LCS Qualifiers: None

Analyte	SPC CONC	LCS	LCSD	%LCS	%LCSD	RPD	ACP %LCS	ACP RPD	Qual
1,1-Dichloroethene	10.0	7.76	7.50	78	75	3	58-130	20	☐
Benzene	10.0	9.49	9.11	95	91	4	70-130	20	☐
Trichloroethene	10.0	10.4	9.91	104	99	5	70-130	20	☐
Toluene	10.0	8.57	8.42	86	84	2	70-130	20	☐
Chlorobenzene	10.0	10.8	10.8	108	108	0	70-130	20	☐

QA/QC Report
for
Volatile Organic Compounds (EPA 8260B)

Reporting units: ppb

Matrix Spike (MS) / Matrix Spike Duplicate (MSD)

Date of Extraction: 4/22/2017
Date of Analysis: 4/22/2017
Dup Date of Analysis: 4/22/2017
Laboratory Sample #: AZ10701-001
MS/MSD Qualifiers: None
Reference #: TTI AZ10701

Analyte	R1	SPC CONC	MS	MSD	%MS	%MSD	RPD	ACP %MS	ACP RPD	Qual
1,1-Dichloroethene	0.00	10.0	9.27	8.48	93	85	9	57-130	20	☐
Benzene	0.00	10.0	10.7	10.1	107	101	6	70-130	20	☐
Trichloroethene	0.00	10.0	11.8	11.2	118	112	5	70-136	20	☐
Toluene	0.00	10.0	9.49	8.85	95	89	7	70-130	20	☐
Chlorobenzene	0.00	10.0	11.3	10.9	113	109	4	70-130	20	☐

Surrogate Recoveries for Spike Samples

Surrogate (%RC)	MS	MSD	Qual	LCS	LCSD	Qual	ACP % RC
Dibromofluoromethane	86	83	☐	86	83	☐	50-130
Toluene-d8	68	67	☐	68	68	☐	55-130
4-Bromofluorobenzene	74	72	☐	72	73	☐	51-130

Laboratory Control Sample

Date of Extraction: 4/22/2017
Date of Analysis: 4/22/2017
Dup Date of Analysis: 4/22/2017
Laboratory Sample #: MN0422171
LCS Qualifiers: None

Analyte	SPC CONC	LCS	LCSD	%LCS	%LCSD	RPD	ACP %LCS	ACP RPD	Qual
1,1-Dichloroethene	10.0	8.86	9.66	89	97	9	58-130	20	☐
Benzene	10.0	9.79	11.6	98	116	17	70-130	20	☐
Trichloroethene	10.0	11.2	12.7	112	127	13	70-130	20	☐
Toluene	10.0	8.73	10.3	87	103	17	70-130	20	☐
Chlorobenzene	10.0	10.6	12.5	106	125	16	70-130	20	☐

Definition of terms:

R1	Result of unspiked laboratory sample used for matrix spike determination.
SP CONC (or Spike Conc.)	Spike concentration added to sample or blank
MS	Matrix Spike sample result
MSD	Matrix Spike Duplicate sample result
%MS	Percent recovery of MS: {(MS-R1) / SP CONC} x100
%MSD	Percent recovery of MSD: {(MSD-R1) / SP CONC} x 100
RPD (for MS/MSD)	Relative Percent Difference: {(MS-MSD) / (MS+MSD)} x 100 x 2
LCS	Laboratory Control Sample result
LCSD	Laboratory Control Sample Duplicate result
%LCS	Percent recovery of LCS: {(LCS) / SP CONC} x100
%LCSD	Percent recovery of LCSD: {(LCSD) / SP CONC} x 100
RPD (for LCS/LCSD)	Relative Percent Difference: {(LCS-LCSD) / (LCS+LCSD)} x 100 x 2
ACP %LCS	Acceptable percent recovery range for Laboratory Control Samples.
ACP %MS	Acceptable percent recovery range for Matrix Spike samples
ACP RPD	Acceptable Relative Percent Difference
D	Detectable, result must be greater than zero
Qual	A checked box indicates a data qualifier was utilized and/or required for this analyte see attached explanation.
ND	Analyte Not Detected

Analysis Request and Chain of Custody Record

ORANGE COAST ANALYTICAL, INC. www.ocalab.com

3002 Dow, Suite 532
Tustin, CA 92780
(714) 832-0064 Fax (714) 832-0067

4620 E. Elwood, Suite 4
Phoenix, AZ 85040
(480) 736-0960 Fax (480) 736-0970

Lab Job No: AZ10701
Page 1 of 2

REQUIRED TURN AROUND TIME: Standard: X
72 Hours: ____ 48 Hours: ____ 24 Hours: ____

CUSTOMER INFORMATION	PROJECT INFORMATION
COMPANY: Tetra Tech	PROJECT NAME: Hwy 260 + Johnson
SEND REPORT TO:	NUMBER: 117-1303065
EMAIL: Chris.jacquemin@tetratech.com	ADDRESS:
ADDRESS:	
	P.O. #:
PHONE: FAX:	SAMPLED BY: M. Hearn

ANALYSIS REQUEST / PRESERVATIVE: 624.1 OB

SAMPLE ID	NO. OF CONTAINERS	SAMPLE DATE	SAMPLE TIME	SAMPLE MATRIX	CONTAINER TYPE	624.1 OB	REMARKS/PRECAUTIONS
Marinello	2	4/10/17	1000	GW	VOA	X	
Gardner			1230				
Mangum			1350				
Lee			1440				
Lee 13			1440				
LDS Church			1610				
Kengla 1		4/11/17	0945				
Kengla 3N		4/11/17	1000				
Kengla 2		4/11/17	1040				
Kengla 1R		4/11/17	1135				
Rainbow		4/12/17	1145				
School		4/12/17	1720				
Earl S		4/13/17	0915				
Williams		4/13/17	1000				

Total No. of Samples: 22 Method of Shipment: Hand

Preservative: 1 = Ice 2 = HCl 3 = HNO_3 4 = H_2SO_4 5 = NaOH 6 = Other

Relinquished By:	Date/Time:	Received By:	Date/Time:
M Hearn	4/14/17 1602	Tim Pell	4-14-17 1602
Relinquished By:	Date/Time:	Received By:	Date/Time:
Relinquished By:	Date/Time:	Received For Lab By:	Date/Time:

Sample Matrix:
DW - Drinking Water
GW - Groundwater
WW - Wastewater
SS - Soil/Solid
OT- Other

Sample Integrity:
Intact Y On Ice Y 1.0°C

By signing above, client acknowledges responsibility for payment of all services requested on this chain of custody form and any additional services provided in support of this project. Payment is due within 30 days of invoice date unless otherwise agreed upon, in writing, with Orange Coast Analytical, Inc. All samples remain the property of the client. A disposal fee may be imposed if client fails to pickup sampl

Analysis Request and Chain of Custody Record

ORANGE COAST ANALYTICAL, INC. www.ocalab.com

3002 Dow, Suite 532
Tustin, CA 92780
(714) 832-0064 Fax (714) 832-0067

4620 E. Elwood, Suite 4
Phoenix, AZ 85040
(480) 736-0960 Fax (480) 736-0970

Lab Job No: AZ10701
Page 2 of 2

REQUIRED TURN AROUND TIME: Standard: Y
72 Hours: 48 Hours: 24 Hours:

CUSTOMER INFORMATION	PROJECT INFORMATION
COMPANY: Tetra Tech	PROJECT NAME: Hwy 260 + Johnson
SEND REPORT TO:	NUMBER: 117-1303065
EMAIL: Chris.jacquemin@tetratech.com	ADDRESS:
ADDRESS:	
	P.O. #:
PHONE: FAX:	SAMPLED BY:

ANALYSIS REQUEST / PRESERVATIVE: 8260

SAMPLE ID	NO. OF CONTAINERS	SAMPLE DATE	SAMPLE TIME	SAMPLE MATRIX	CONTAINER TYPE	8260	REMARKS/PRECAUTIONS
Earl N	2	4/13/17	1205	GW	VOA	X	
Lake 1		4/14/17	1025				
Lake 6D			1030				
Lake 2			1040				
Lake 3			1045				
Lake 4			1055				
Lake 5			1110				
Trip Blank		4/10/17	0900	—			

Total No. of Samples: 22 Method of Shipment: Hand

Preservative: 1 = Ice 2 = HCl 3 = HNO_3 4 = H_2SO_4 5 = NaOH 6 = Other

Relinquished By:	Date/Time:	Received By:	Date/Time:
[signature]	4/14/17 1602	Tim [signature]	4-14-17 1602
Relinquished By:	Date/Time:	Received By:	Date/Time:
Relinquished By:	Date/Time:	Received For Lab By:	Date/Time:

Sample Matrix:
DW - Drinking Water
GW - Groundwater
WW - Wastewater
SS - Soil/Solid
OT- Other

Sample Integrity:
Intact Y On Ice Y 1.0c

By signing above, client acknowledges responsibility for payment of all services requested on this chain of custody form and any additional services provided in support of this project. Payment is due within 30 days of invoice date unless otherwise agreed upon, in writing, with Orange Coast Analytical, Inc. All samples remain the property of the client. A disposal fee may be imposed if client fails to pickup sampl

Orange Coast Analytical, Inc.
3002 Dow, Suite 532, Tustin, CA 92780 (714) 832-0064 Fax (714) 832-0067
4620 E. Elwood, Suite 4, Phoenix, AZ 85040 (480) 736-0960 Fax (480) 736-0970

LABORATORY REPORT FORM

ORANGE COAST ANALYTICAL, INC.

4620 East Elwood Street, Suite 4 Phoenix, AZ 85040

(480) 736-0960

Laboratory Certification (ADHS) No.: AZ0558, AZ0646
Expiration Date: 2017

Laboratory Director's Name:
Mark Noorani

Client: Tetra Tech, Inc.

Laboratory Reference: TTI AZ10589

Project Name: Hwy 260 + Johnson Ln

Project Number: 117-1303066 T5.0

Date Received: 2/13/2017

Date Reported: 2/21/2017

Chain of Custody Received: ☑

Analytical Method: 8260B,

Mark Noorani, Laboratory Director

© This report may only be reproduced in full. Any partial reproduction of this report requires written permission from Orange Coast Analytical, Inc.

Mr. Chris Jacquemin
Tetra Tech, Inc.
3822 E. University Dr
Phoenix, AZ, 85034

Lab Reference #: TTI AZ10589
Project Name: Hwy 260 + Johnson Ln
Project #: 117-1303066 T5.0

Case Narrative

Sample Receipt:

All samples on the Chain of Custody were received by OCA at 1ºC, on ice.

Holding Times:

All samples were analyzed within required holding times unless otherwise noted in the data qualifier section of the report.

Analytical Methods:

Sample analysis was performed following the analytical methods listed on the cover page.

Data Qualifiers:

Within this report, data qualifiers may have been assigned to clarify deviations in common laboratory procedures or any divergence from laboratory QA/QC criteria. If a data qualifier has been used, it will appear in the back of the report along with its description. All method QA/QC criteria have been met unless otherwise noted in the data qualifier section.

Definition of Terms:

The definitions of common terms and acronyms used in the report have been placed at the back of the report to assist data users.

Comments:

None

Mr. Chris Jacquemin
Tetra Tech, Inc.
3822 E. University Dr
Phoenix, AZ, 85034

Lab Reference #: TTI AZ10589
Project Name: Hwy 260 + Johnson Ln
Project #: 117-1303066 T5.0

Client Sample Summary

Client Sample ID	Lab Sample Number	Date Received	Date Sampled	Matrix
Earl N-well @ 97'	AZ10589-001	2/13/2017	2/8/2017	Water
Earl N-well @ 42'	AZ10589-002	2/13/2017	2/8/2017	Water
Mangum-Well	AZ10589-003	2/13/2017	2/10/2017	Water
TB	AZ10589-004	2/13/2017	2/8/2017	Water

Mr. Chris Jacquemin
Tetra Tech, Inc.
3822 E. University Dr
Phoenix, AZ, 85034

Lab Reference #: TTI AZ10589
Project Name: Hwy 260 + Johnson Ln
Project #: 117-1303066 T5.0

Volatile Organics by GC/MS (EPA 8260B)

Client Sample ID	Lab Sample Number	Date Received	Date Sampled	Date Extracted	Date Analyzed	Matrix
Earl N-well @ 97'	AZ10589-001	2/13/2017	2/8/2017	2/17/2017	2/17/2017	Water

ANALYTE	CAS #	µg/L	ANALYTE	CAS #	µg/L
Benzene	71-43-2	<0.50	Hexachlorobutadiene	87-68-3	<0.50
Bromobenzene	108-86-1	<0.50	Isopropylbenzene	98-82-8	<0.50
Bromochloromethane	74-97-5	<0.50	4-Isopropyltoluene	99-87-6	<0.50
Bromodichloromethane	75-27-4	<1.0	Methyl t-butyl ether (MTBE)	1634-04-4	<1.0
Bromoform	75-25-2	<0.50	Naphthalene	91-20-3	<0.50
Bromomethane	74-83-9	<5.0	n-Propylbenzene	103-65-1	<0.50
n-Butylbenzene	104-51-8	<0.50	Styrene	100-42-5	<0.50
sec-Butylbenzene	135-98-8	<0.50	1,1,1,2-Tetrachloroethane	630-20-6	<0.50
tert-Butylbenzene	98-06-6	<0.50	1,1,2,2-Tetrachloroethane	79-34-5	<0.50
Carbon tetrachloride	56-23-5	<0.50	Tetrachloroethene	127-18-4	<0.50
Chlorobenzene	108-90-7	<0.50	Toluene	108-88-3	7.6
Chloroethane	75-00-3	<5.0	1,2,3-Trichlorobenzene	87-61-6	<0.50
Chloroform	67-66-3	<0.50	1,2,4-Trichlorobenzene	120-82-1	<0.50
Chloromethane	74-87-3	<5.0	1,1,1-Trichloroethane	71-55-6	<0.50
2-Chlorotoluene	95-49-8	<0.50	1,1,2-Trichloroethane	79-00-5	<0.50
4-Chlorotoluene	106-43-4	<0.50	Trichloroethene	79-01-6	<0.50
Dibromochloromethane	124-48-1	<0.50	Trichlorofluoromethane	75-69-4	<2.0
1,2-Dibromo-3-chloropropane	96-12-8	<2.0	1,2,3-Trichloropropane	96-18-4	<0.50
1,2-Dibromoethane	106-93-4	<0.50	1,2,4-Trimethylbenzene	95-63-6	<0.50
Dibromomethane	74-95-3	<0.50	1,3,5-Trimethylbenzene	108-67-8	<0.50
1,2-Dichlorobenzene	95-50-1	<0.50	Vinyl Chloride	75-01-4	<0.50
1,3-Dichlorobenzene	541-73-1	<0.50	Xylenes, Total	1330-20-7	<2.0
1,4-Dichlorobenzene	106-46-7	<0.50			
1,1-Dichloroethane	75-34-3	<0.50			
1,2-Dichloroethane	107-06-2	<0.50			
1,1-Dichloroethene	75-35-4	<0.50			
cis-1,2-Dichloroethene	156-59-2	<0.50			
trans-1,2-Dichloroethene	156-60-5	<0.50			
Dichlorodifluoromethane	75-71-8	<2.0			
1,2-Dichloropropane	78-87-5	<1.0			
1,3-Dichloropropane	142-28-9	<0.50			
2,2-Dichloropropane	594-20-7	<0.50			
1,1-Dichloropropene	563-58-6	<0.50			
cis-1,3-Dichloropropene	10061-01-5	<0.50			
trans-1,3-Dichloropropene	10061-02-6	<0.50			
Ethylbenzene	100-41-4	<0.50			

Surrogate:	% RC	Acceptable % RC
Dibromofluoromethane:	95	50-130 %
Toluene-d8:	72	55-130 %
4-Bromofluorobenzene:	77	51-130 %

Dilution Factor: 1

Data Qualifiers: None

Mr. Chris Jacquemin
Tetra Tech, Inc.
3822 E. University Dr
Phoenix, AZ, 85034

Lab Reference #: TTI AZ10589
Project Name: Hwy 260 + Johnson Ln
Project #: 117-1303066 T5.0

Volatile Organics by GC/MS (EPA 8260B)

Client Sample ID	Lab Sample Number	Date Received	Date Sampled	Date Extracted	Date Analyzed	Matrix
Earl N-well @ 42'	AZ10589-002	2/13/2017	2/8/2017	2/17/2017	2/17/2017	Water

ANALYTE	CAS #	µg/L	ANALYTE	CAS #	µg/L
Benzene	71-43-2	<0.50	Hexachlorobutadiene	87-68-3	<0.50
Bromobenzene	108-86-1	<0.50	Isopropylbenzene	98-82-8	<0.50
Bromochloromethane	74-97-5	<0.50	4-Isopropyltoluene	99-87-6	<0.50
Bromodichloromethane	75-27-4	<1.0	Methyl t-butyl ether (MTBE)	1634-04-4	<1.0
Bromoform	75-25-2	<0.50	Naphthalene	91-20-3	<0.50
Bromomethane	74-83-9	<5.0	n-Propylbenzene	103-65-1	<0.50
n-Butylbenzene	104-51-8	<0.50	Styrene	100-42-5	<0.50
sec-Butylbenzene	135-98-8	<0.50	1,1,1,2-Tetrachloroethane	630-20-6	<0.50
tert-Butylbenzene	98-06-6	<0.50	1,1,2,2-Tetrachloroethane	79-34-5	<0.50
Carbon tetrachloride	56-23-5	<0.50	Tetrachloroethene	127-18-4	<0.50
Chlorobenzene	108-90-7	<0.50	Toluene	108-88-3	3.9
Chloroethane	75-00-3	<5.0	1,2,3-Trichlorobenzene	87-61-6	<0.50
Chloroform	67-66-3	<0.50	1,2,4-Trichlorobenzene	120-82-1	<0.50
Chloromethane	74-87-3	<5.0	1,1,1-Trichloroethane	71-55-6	<0.50
2-Chlorotoluene	95-49-8	<0.50	1,1,2-Trichloroethane	79-00-5	<0.50
4-Chlorotoluene	106-43-4	<0.50	Trichloroethene	79-01-6	<0.50
Dibromochloromethane	124-48-1	<0.50	Trichlorofluoromethane	75-69-4	<2.0
1,2-Dibromo-3-chloropropane	96-12-8	<2.0	1,2,3-Trichloropropane	96-18-4	<0.50
1,2-Dibromoethane	106-93-4	<0.50	1,2,4-Trimethylbenzene	95-63-6	<0.50
Dibromomethane	74-95-3	<0.50	1,3,5-Trimethylbenzene	108-67-8	<0.50
1,2-Dichlorobenzene	95-50-1	<0.50	Vinyl Chloride	75-01-4	<0.50
1,3-Dichlorobenzene	541-73-1	<0.50	Xylenes, Total	1330-20-7	<2.0
1,4-Dichlorobenzene	106-46-7	<0.50			
1,1-Dichloroethane	75-34-3	<0.50			
1,2-Dichloroethane	107-06-2	<0.50			
1,1-Dichloroethene	75-35-4	<0.50			
cis-1,2-Dichloroethene	156-59-2	<0.50			
trans-1,2-Dichloroethene	156-60-5	<0.50			
Dichlorodifluoromethane	75-71-8	<2.0			
1,2-Dichloropropane	78-87-5	<1.0			
1,3-Dichloropropane	142-28-9	<0.50			
2,2-Dichloropropane	594-20-7	<0.50			
1,1-Dichloropropene	563-58-6	<0.50			
cis-1,3-Dichloropropene	10061-01-5	<0.50			
trans-1,3-Dichloropropene	10061-02-6	<0.50			
Ethylbenzene	100-41-4	<0.50			

Surrogate:	% RC	Acceptable % RC
Dibromofluoromethane:	98	50-130 %
Toluene-d8:	73	55-130 %
4-Bromofluorobenzene:	76	51-130 %

Dilution Factor: 1

Data Qualifiers: None

Mr. Chris Jacquemin
Tetra Tech, Inc.
3822 E. University Dr
Phoenix, AZ, 85034

Lab Reference #: TTI AZ10589
Project Name: Hwy 260 + Johnson Ln
Project #: 117-1303066 T5.0

Volatile Organics by GC/MS (EPA 8260B)

Client Sample ID	Lab Sample Number	Date Received	Date Sampled	Date Extracted	Date Analyzed	Matrix
Mangum-Well	AZ10589-003	2/13/2017	2/10/2017	2/17/2017	2/17/2017	Water

ANALYTE	CAS #	µg/L	ANALYTE	CAS #	µg/L
Benzene	71-43-2	<0.50	Hexachlorobutadiene	87-68-3	<0.50
Bromobenzene	108-86-1	<0.50	Isopropylbenzene	98-82-8	<0.50
Bromochloromethane	74-97-5	<0.50	4-Isopropyltoluene	99-87-6	<0.50
Bromodichloromethane	75-27-4	<1.0	Methyl t-butyl ether (MTBE)	1634-04-4	<1.0
Bromoform	75-25-2	<0.50	Naphthalene	91-20-3	<0.50
Bromomethane	74-83-9	<5.0	n-Propylbenzene	103-65-1	<0.50
n-Butylbenzene	104-51-8	<0.50	Styrene	100-42-5	<0.50
sec-Butylbenzene	135-98-8	<0.50	1,1,1,2-Tetrachloroethane	630-20-6	<0.50
tert-Butylbenzene	98-06-6	<0.50	1,1,2,2-Tetrachloroethane	79-34-5	<0.50
Carbon tetrachloride	56-23-5	<0.50	Tetrachloroethene	127-18-4	1.7
Chlorobenzene	108-90-7	<0.50	Toluene	108-88-3	37
Chloroethane	75-00-3	<5.0	1,2,3-Trichlorobenzene	87-61-6	<0.50
Chloroform	67-66-3	<0.50	1,2,4-Trichlorobenzene	120-82-1	<0.50
Chloromethane	74-87-3	<5.0	1,1,1-Trichloroethane	71-55-6	<0.50
2-Chlorotoluene	95-49-8	<0.50	1,1,2-Trichloroethane	79-00-5	<0.50
4-Chlorotoluene	106-43-4	<0.50	Trichloroethene	79-01-6	<0.50
Dibromochloromethane	124-48-1	<0.50	Trichlorofluoromethane	75-69-4	<2.0
1,2-Dibromo-3-chloropropane	96-12-8	<2.0	1,2,3-Trichloropropane	96-18-4	<0.50
1,2-Dibromoethane	106-93-4	<0.50	1,2,4-Trimethylbenzene	95-63-6	<0.50
Dibromomethane	74-95-3	<0.50	1,3,5-Trimethylbenzene	108-67-8	<0.50
1,2-Dichlorobenzene	95-50-1	<0.50	Vinyl Chloride	75-01-4	<0.50
1,3-Dichlorobenzene	541-73-1	<0.50	Xylenes, Total	1330-20-7	<2.0
1,4-Dichlorobenzene	106-46-7	<0.50			
1,1-Dichloroethane	75-34-3	<0.50			
1,2-Dichloroethane	107-06-2	<0.50			
1,1-Dichloroethene	75-35-4	<0.50			
cis-1,2-Dichloroethene	156-59-2	<0.50			
trans-1,2-Dichloroethene	156-60-5	<0.50			
Dichlorodifluoromethane	75-71-8	<2.0			
1,2-Dichloropropane	78-87-5	<1.0			
1,3-Dichloropropane	142-28-9	<0.50			
2,2-Dichloropropane	594-20-7	<0.50			
1,1-Dichloropropene	563-58-6	<0.50			
cis-1,3-Dichloropropene	10061-01-5	<0.50			
trans-1,3-Dichloropropene	10061-02-6	<0.50			
Ethylbenzene	100-41-4	<0.50			

Surrogate:	% RC	Acceptable % RC
Dibromofluoromethane:	96	50-130 %
Toluene-d8:	70	55-130 %
4-Bromofluorobenzene:	76	51-130 %

Dilution Factor: 1

Data Qualifiers: None

Mr. Chris Jacquemin
Tetra Tech, Inc.
3822 E. University Dr
Phoenix, AZ, 85034

Lab Reference #: TTI AZ10589
Project Name: Hwy 260 + Johnson Ln
Project #: 117-1303066 T5.0

Volatile Organics by GC/MS (EPA 8260B)

Client Sample ID	Lab Sample Number	Date Received	Date Sampled	Date Extracted	Date Analyzed	Matrix
TB	AZ10589-004	2/13/2017	2/8/2017	2/17/2017	2/17/2017	Water

ANALYTE	CAS #	µg/L	ANALYTE	CAS #	µg/L
Benzene	71-43-2	<0.50	Hexachlorobutadiene	87-68-3	<0.50
Bromobenzene	108-86-1	<0.50	Isopropylbenzene	98-82-8	<0.50
Bromochloromethane	74-97-5	<0.50	4-Isopropyltoluene	99-87-6	<0.50
Bromodichloromethane	75-27-4	<1.0	Methyl t-butyl ether (MTBE)	1634-04-4	<1.0
Bromoform	75-25-2	<0.50	Naphthalene	91-20-3	<0.50
Bromomethane	74-83-9	<5.0	n-Propylbenzene	103-65-1	<0.50
n-Butylbenzene	104-51-8	<0.50	Styrene	100-42-5	<0.50
sec-Butylbenzene	135-98-8	<0.50	1,1,1,2-Tetrachloroethane	630-20-6	<0.50
tert-Butylbenzene	98-06-6	<0.50	1,1,2,2-Tetrachloroethane	79-34-5	<0.50
Carbon tetrachloride	56-23-5	<0.50	Tetrachloroethene	127-18-4	<0.50
Chlorobenzene	108-90-7	<0.50	Toluene	108-88-3	<0.50
Chloroethane	75-00-3	<5.0	1,2,3-Trichlorobenzene	87-61-6	<0.50
Chloroform	67-66-3	<0.50	1,2,4-Trichlorobenzene	120-82-1	<0.50
Chloromethane	74-87-3	<5.0	1,1,1-Trichloroethane	71-55-6	<0.50
2-Chlorotoluene	95-49-8	<0.50	1,1,2-Trichloroethane	79-00-5	<0.50
4-Chlorotoluene	106-43-4	<0.50	Trichloroethene	79-01-6	<0.50
Dibromochloromethane	124-48-1	<0.50	Trichlorofluoromethane	75-69-4	<2.0
1,2-Dibromo-3-chloropropane	96-12-8	<2.0	1,2,3-Trichloropropane	96-18-4	<0.50
1,2-Dibromoethane	106-93-4	<0.50	1,2,4-Trimethylbenzene	95-63-6	<0.50
Dibromomethane	74-95-3	<0.50	1,3,5-Trimethylbenzene	108-67-8	<0.50
1,2-Dichlorobenzene	95-50-1	<0.50	Vinyl Chloride	75-01-4	<0.50
1,3-Dichlorobenzene	541-73-1	<0.50	Xylenes, Total	1330-20-7	<2.0
1,4-Dichlorobenzene	106-46-7	<0.50			
1,1-Dichloroethane	75-34-3	<0.50			
1,2-Dichloroethane	107-06-2	<0.50			
1,1-Dichloroethene	75-35-4	<0.50			
cis-1,2-Dichloroethene	156-59-2	<0.50			
trans-1,2-Dichloroethene	156-60-5	<0.50			
Dichlorodifluoromethane	75-71-8	<2.0			
1,2-Dichloropropane	78-87-5	<1.0			
1,3-Dichloropropane	142-28-9	<0.50			
2,2-Dichloropropane	594-20-7	<0.50			
1,1-Dichloropropene	563-58-6	<0.50			
cis-1,3-Dichloropropene	10061-01-5	<0.50			
trans-1,3-Dichloropropene	10061-02-6	<0.50			
Ethylbenzene	100-41-4	<0.50			

Surrogate:	% RC	Acceptable % RC
Dibromofluoromethane:	96	50-130 %
Toluene-d8:	73	55-130 %
4-Bromofluorobenzene:	76	51-130 %

Dilution Factor: 1

Data Qualifiers: None

Mr. Chris Jacquemin
Tetra Tech, Inc.
3822 E. University Dr
Phoenix, AZ, 85034

Lab Reference #: TTI AZ10589
Project Name: Hwy 260 + Johnson Ln
Project #: 117-1303066 T5.0

Volatile Organics by GC/MS (EPA 8260B)

Client Sample ID	Lab Sample Number	Date Received	Date Sampled	Date Extracted	Date Analyzed	Matrix
Method Blank	MBHT0217171			2/17/2017	2/17/2017	Water

ANALYTE	CAS #	µg/L	ANALYTE	CAS #	µg/L
Benzene	71-43-2	<0.50	Hexachlorobutadiene	87-68-3	<0.50
Bromobenzene	108-86-1	<0.50	Isopropylbenzene	98-82-8	<0.50
Bromochloromethane	74-97-5	<0.50	4-Isopropyltoluene	99-87-6	<0.50
Bromodichloromethane	75-27-4	<1.0	Methyl t-butyl ether (MTBE)	1634-04-4	<1.0
Bromoform	75-25-2	<0.50	Naphthalene	91-20-3	<0.50
Bromomethane	74-83-9	<5.0	n-Propylbenzene	103-65-1	<0.50
n-Butylbenzene	104-51-8	<0.50	Styrene	100-42-5	<0.50
sec-Butylbenzene	135-98-8	<0.50	1,1,1,2-Tetrachloroethane	630-20-6	<0.50
tert-Butylbenzene	98-06-6	<0.50	1,1,2,2-Tetrachloroethane	79-34-5	<0.50
Carbon tetrachloride	56-23-5	<0.50	Tetrachloroethene	127-18-4	<0.50
Chlorobenzene	108-90-7	<0.50	Toluene	108-88-3	<0.50
Chloroethane	75-00-3	<5.0	1,2,3-Trichlorobenzene	87-61-6	<0.50
Chloroform	67-66-3	<0.50	1,2,4-Trichlorobenzene	120-82-1	<0.50
Chloromethane	74-87-3	<5.0	1,1,1-Trichloroethane	71-55-6	<0.50
2-Chlorotoluene	95-49-8	<0.50	1,1,2-Trichloroethane	79-00-5	<0.50
4-Chlorotoluene	106-43-4	<0.50	Trichloroethene	79-01-6	<0.50
Dibromochloromethane	124-48-1	<0.50	Trichlorofluoromethane	75-69-4	<2.0
1,2-Dibromo-3-chloropropane	96-12-8	<2.0	1,2,3-Trichloropropane	96-18-4	<0.50
1,2-Dibromoethane	106-93-4	<0.50	1,2,4-Trimethylbenzene	95-63-6	<0.50
Dibromomethane	74-95-3	<0.50	1,3,5-Trimethylbenzene	108-67-8	<0.50
1,2-Dichlorobenzene	95-50-1	<0.50	Vinyl chloride	75-01-4	<0.50
1,3-Dichlorobenzene	541-73-1	<0.50	Xylenes, Total	1330-20-7	<2.0
1,4-Dichlorobenzene	106-46-7	<0.50			
1,1-Dichloroethane	75-34-3	<0.50			
1,2-Dichloroethane	107-06-2	<0.50			
1,1-Dichloroethene	75-35-4	<0.50			
cis-1,2-Dichloroethene	156-59-2	<0.50			
trans-1,2-Dichloroethene	156-60-5	<0.50			
Dichlorodifluoromethane	75-71-8	<2.0			
1,2-Dichloropropane	78-87-5	<1.0			
1,3-Dichloropropane	142-28-9	<0.50			
2,2-Dichloropropane	594-20-7	<0.50			
1,1-Dichloropropene	563-58-6	<0.50			
cis-1,3-Dichloropropene	10061-01-5	<0.50			
trans-1,3-Dichloropropene	10061-02-6	<0.50			
Ethylbenzene	100-41-4	<0.50			

Surrogate:	% RC	Acceptable % RC
Dibromofluoromethane:	90	50-130 %
Toluene-d8:	75	55-130 %
4-Bromofluorobenzene:	79	51-130 %

Dilution Factor: 1

Data Qualifiers: None

QA/QC Report
for
Volatile Organic Compounds (EPA 8260B)

Reporting units: ppb

Matrix Spike (MS) / Matrix Spike Duplicate (MSD)

Date of Extraction: 2/17/2017
Date of Analysis: 2/17/2017
Dup Date of Analysis: 2/17/2017
Laboratory Sample #: 22787-001
MS/MSD Qualifiers: None
Reference #: TTI AZ10589

Analyte	R1	SPC CONC	MS	MSD	%MS	%MSD	RPD	ACP %MS	ACP RPD	Qual
1,1-Dichloroethene	0.980	10.0	8.91	8.70	79	77	2	57-130	20	☐
Benzene	0.540	10.0	10.4	10.2	99	97	2	70-130	20	☐
Trichloroethene	2.10	10.0	11.1	11.1	90	90	0	70-136	20	☐
Toluene	0.00	10.0	9.03	8.78	90	88	3	70-130	20	☐
Chlorobenzene	0.00	10.0	10.5	10.2	105	102	3	70-130	20	☐

Surrogate Recoveries for Spike Samples

Surrogate (%RC)	MS	MSD	Qual	LCS	LCSD	Qual	ACP % RC
Dibromofluoromethane	91	91	☐	90	89	☐	50-130
Toluene-d8	74	73	☐	74	74	☐	55-130
4-Bromofluorobenzene	81	79	☐	80	80	☐	51-130

Laboratory Control Sample

Date of Extraction: 2/17/2017
Date of Analysis: 2/17/2017
Dup Date of Analysis: 2/17/2017
Laboratory Sample #: HT0217171
LCS Qualifiers: None

Analyte	SPC CONC	LCS	LCSD	%LCS	%LCSD	RPD	ACP %LCS	ACP RPD	Qual
1,1-Dichloroethene	10.0	8.69	8.18	87	82	6	58-130	20	☐
Benzene	10.0	9.98	10.5	100	105	5	70-130	20	☐
Trichloroethene	10.0	9.94	10.0	99	100	1	70-130	20	☐
Toluene	10.0	8.89	9.24	89	92	4	70-130	20	☐
Chlorobenzene	10.0	10.6	11.0	106	110	4	70-130	20	☐

Definition of terms:

R1	Result of unspiked laboratory sample used for matrix spike determination.
SP CONC (or Spike Conc.)	Spike concentration added to sample or blank
MS	Matrix Spike sample result
MSD	Matrix Spike Duplicate sample result
%MS	Percent recovery of MS: {(MS-R1) / SP CONC} x100
%MSD	Percent recovery of MSD: {(MSD-R1) / SP CONC} x 100
RPD (for MS/MSD)	Relative Percent Difference: {(MS-MSD) / (MS+MSD)} x 100 x 2
LCS	Laboratory Control Sample result
LCSD	Laboratory Control Sample Duplicate result
%LCS	Percent recovery of LCS: {(LCS) / SP CONC} x100
%LCSD	Percent recovery of LCSD: {(LCSD) / SP CONC} x 100
RPD (for LCS/LCSD)	Relative Percent Difference: {(LCS-LCSD) / (LCS+LCSD)} x 100 x 2
ACP %LCS	Acceptable percent recovery range for Laboratory Control Samples.
ACP %MS	Acceptable percent recovery range for Matrix Spike samples
ACP RPD	Acceptable Relative Percent Difference
D	Detectable, result must be greater than zero
Qual	A checked box indicates a data qualifier was utilized and/or required for this analyte see attached explanation.
ND	Analyte Not Detected

Analysis Request and Chain of Custody Record

Lab Job No: AZ10589
Page 1 of 1

ORANGE COAST ANALYTICAL, INC. www.ocalab.com
3002 Dow, Suite 532
Tustin, CA 92780
(714) 832-0064 Fax (714) 832-0067

4620 E. Elwood, Suite 4
Phoenix, AZ 85040
(480) 736-0960 Fax (480) 736-0970

REQUIRED TURN AROUND TIME: Standard: X
72 Hours: ____ 48 Hours: ____ 24 Hours: ____

CUSTOMER INFORMATION	PROJECT INFORMATION
COMPANY: Tetra Tech	PROJECT NAME: Hwy 260 & Johnson Ln
SEND REPORT TO: Chris Jacquemin	NUMBER: 117-1303066, T5.0
EMAIL: chris.jacquemin@tetratech.com	ADDRESS: Lakeside, AZ
ADDRESS: 3822 E. University Dr, Ste. 3	
PHX, AZ 85034	P.O. #:
PHONE: 602-682-3300 FAX:	SAMPLED BY: N. Babb

ANALYSIS REQUEST / PRESERVATIVE: 8260B

SAMPLE ID	NO. OF CONTAINERS	SAMPLE DATE	SAMPLE TIME	SAMPLE MATRIX	CONTAINER TYPE	8260B	REMARKS/PRECAUTIONS
Earl N-well @ 97'	2	2-8-17	10:33	GW	voa	X	AZ10589-001
Earl N-well @ 42'	2	↓	11:27	↓	↓	↓	-002
Mangum-well	2	(2-10-17)	9:02	↓	↓	↓	-003
TB	2	2-8-17	10:00	AQ	↓	↓	-004
Temp Blank	1	—	—	↓	small poly	—	

Total No. of Samples: 8 (4) Method of Shipment: Self Delivery Preservative: 1 = Ice 2 = HCl 3 = HNO_3 4 = H_2SO_4 5 = NaOH 6 = Other

Relinquished By:	Date/Time:	Received By:	Date/Time:
N. Babb	2-13-17 9:35	Tim Pelletier OCA-AZ	0935 2-13-17
Relinquished By:	Date/Time:	Received By:	Date/Time:
Relinquished By:	Date/Time:	Received For Lab By:	Date/Time:

Sample Matrix:
DW - Drinking Water
GW - Groundwater
WW - Wastewater
SS - Soil/Solid
OT- Other

Sample Integrity:
Intact X On Ice X 1.0 °C

By signing above, client acknowledges responsibility for payment of all services requested on this chain of custody form and any additional services provided in support of this project. Payment is due within 30 days of invoice date unless otherwise agreed upon, in writing, with Orange Coast Analytical, Inc. All samples remain the property of the client. A disposal fee may be imposed if client fails to pickup sample.

Orange Coast Analytical, Inc.
3002 Dow, Suite 532, Tustin, CA 92780 (714) 832-0064 Fax (714) 832-0067
4620 E. Elwood, Suite 4, Phoenix, AZ 85040 (480) 736-0960 Fax (480) 736-0970

LABORATORY REPORT FORM

ORANGE COAST ANALYTICAL, INC.

4620 East Elwood Street, Suite 4 Phoenix, AZ 85040

(480) 736-0960

Laboratory Certification (ADHS) No.: AZ0558, AZ0646
Expiration Date: 2017

Laboratory Director's Name:
Mark Noorani

Client: Tetra Tech, Inc.

Laboratory Reference: TTI AZ10590

Project Name: Hwy 260 + Johnson Ln

Project Number: 117-1303066 T5.0

Date Received: 2/13/2017

Date Reported: 3/6/2017

Chain of Custody Received: ☑

Analytical Method: 8310, 8260B, 6010B, 7470A,

Mark Noorani, Laboratory Director

© This report may only be reproduced in full. Any partial reproduction of this report requires written permission from Orange Coast Analytical, Inc.

Mr. Chris Jacquemin
Tetra Tech, Inc.
3822 E. University Dr
Phoenix, AZ, 85034

Lab Reference #: TTI AZ10590
Project Name: Hwy 260 + Johnson Ln
Project #: 117-1303066 T5.0

Case Narrative

Sample Receipt:

All samples on the Chain of Custody were received by OCA at 1ºC, on ice.

Holding Times:

All samples were analyzed within required holding times unless otherwise noted in the data qualifier section of the report.

Analytical Methods:

Sample analysis was performed following the analytical methods listed on the cover page.

Data Qualifiers:

Within this report, data qualifiers may have been assigned to clarify deviations in common laboratory procedures or any divergence from laboratory QA/QC criteria. If a data qualifier has been used, it will appear in the back of the report along with its description. All method QA/QC criteria have been met unless otherwise noted in the data qualifier section.

Definition of Terms:

The definitions of common terms and acronyms used in the report have been placed at the back of the report to assist data users.

Comments:

None

Mr. Chris Jacquemin
Tetra Tech, Inc.
3822 E. University Dr
Phoenix, AZ, 85034

Lab Reference #: TTI AZ10590
Project Name: Hwy 260 + Johnson Ln
Project #: 117-1303066 T5.0

Client Sample Summary

Client Sample ID	Lab Sample Number	Date Received	Date Sampled	Matrix
E+E-Well @160'	AZ10590-001	2/13/2017	2/9/2017	Water
E+E-Well @160'	AZ10590-002	2/13/2017	2/9/2017	Water
E+E-well @ 135'	AZ10590-003	2/13/2017	2/9/2017	Water
E+E-well @ 135'	AZ10590-004	2/13/2017	2/9/2017	Water
TB	AZ10590-005	2/13/2017	2/8/2017	Water

Mr. Chris Jacquemin
Tetra Tech, Inc.
3822 E. University Dr
Phoenix, AZ, 85034

Lab Reference #: TTI AZ10590
Project Name: Hwy 260 + Johnson Ln
Project #: 117-1303066 T5.0

Volatile Organics by GC/MS (EPA 8260B)

Client Sample ID	Lab Sample Number	Date Received	Date Sampled	Date Extracted	Date Analyzed	Matrix
E+E-Well @160'	AZ10590-001	2/13/2017	2/9/2017	2/21/2017	2/21/2017	Water

ANALYTE	CAS #	µg/L	RL	MDL
Benzene	71-43-2	150	10	4.2
Bromobenzene	108-86-1	<7.0	20	7.0
Bromochloromethane	74-97-5	<7.2	20	7.2
Bromodichloromethane	75-27-4	<6.6	20	6.6
Bromoform	75-25-2	<6.4	20	6.4
Bromomethane	74-83-9	<3.6	100	3.6
1,3-Butadiene	106-99-0	ND	TIC	--
n-Butylbenzene	104-51-8	<4.8	20	4.8
sec-Butylbenzene	135-98-8	<4.2	20	4.2
tert-Butylbenzene	98-06-6	<5.2	20	5.2
Carbon Disulfide	75-15-0	<6.8	10	6.8
Carbon tetrachloride	56-23-5	<8.8	20	8.8
Chlorobenzene	108-90-7	<4.6	20	4.6
Chloroethane	75-00-3	<7.8	100	7.8
Chloroform	67-66-3	<6.8	20	6.8
Chloromethane	74-87-3	<7.4	100	7.4
2-Chlorotoluene	95-49-8	<6.0	20	6.0
4-Chlorotoluene	106-43-4	<5.2	20	5.2
Cyclohexane	110-82-7	ND	TIC	--
Dibromochloromethane	124-48-1	<5.4	20	5.4
1,2-Dibromoethane	106-93-4	<6.4	20	6.4
1,2-Dichlorobenzene	95-50-1	<6.0	20	6.0
1,3-Dichlorobenzene	541-73-1	<5.4	20	5.4
1,4-Dichlorobenzene	106-46-7	<6.8	20	6.8
Dichlorodifluoromethane	75-71-8	<5.6	40	5.6
1,1-Dichloroethane	75-34-3	<7.4	20	7.4
1,2-Dichloroethane	107-06-2	<7.6	20	7.6
1,1-Dichloroethene	75-35-4	<8.6	20	8.6
cis-1,2-Dichloroethene	156-59-2	<5.8	20	5.8
trans-1,2-Dichloroethene	156-60-5	<6.6	20	6.6
1,2-Dichloropropane	78-87-5	<6.8	20	6.8
1,3-Dichloropropane	142-28-9	<5.2	20	5.2
2,2-Dichloropropane	594-20-7	<7.0	20	7.0
1,1-Dichloropropene	563-58-6	<5.8	20	5.8
cis-1,3-Dichloropropene	10061-01-5	<5.2	20	5.2
trans-1,3-Dichloropropene	10061-02-6	<6.0	20	6.0

ANALYTE	CAS #	µg/L	RL	MDL
Dicyclopentadiene	77-73-6	ND	TIC	--
Ethylbenzene	100-41-4	210	20	5.0
4-Ethyltoluene	622-96-8	ND	TIC	--
n-Hexane	110-54-3	130	20	5.4
Isopropylbenzene	98-82-8	25	20	4.2
4-Isopropyltoluene	99-87-6	17	20	4.0
Methyl cyclohexane	108-87-2	ND	TIC	--
Methyl t-butyl ether (MTBE)	1634-04-4	<11.6	20	11.6
Naphthalene	91-20-3	53	60	6.2
Propene	115-07-1	ND	TIC	--
n-Propylbenzene	103-65-1	61	20	5.8
Styrene	100-42-5	<3.6	20	3.6
1,1,2,2-Tetrachloroethane	79-34-5	<7.0	20	7.0
Tetrachloroethene	127-18-4	<6.2	20	6.2
Toluene	108-88-3	500	20	7.4
1,2,3-Trichlorobenzene	87-61-6	<5.8	20	5.8
1,1,1-Trichloroethane	71-55-6	<6.8	20	6.8
1,1,2-Trichloroethane	79-00-5	<6.6	20	6.6
Trichloroethene	79-01-6	<6.6	20	6.6
Trichlorofluoromethane	75-69-4	<7.8	40	7.8
1,2,3-Trichloropropane	96-18-4	<7.4	20	7.4
1,2,4-Trimethylbenzene	95-63-6	340	20	4.4
1,3,5-Trimethylbenzene	108-67-8	92	20	5.2
Vinyl chloride	75-01-4	<7.0	40	7.0
Xylenes, Total	1330-20-7	1300	40	12

Surrogate:	% RC	Acceptable % RC
Dibromofluoromethane:	73	50-130 %
Toluene-d8:	81	55-130 %
4-Bromofluorobenzene:	97	51-130 %

Dilution Factor: 20

Data Qualifiers: D2, J , T4,

Mr. Chris Jacquemin
Tetra Tech, Inc.
3822 E. University Dr
Phoenix, AZ, 85034

Lab Reference #: TTI AZ10590
Project Name: Hwy 260 + Johnson Ln
Project #: 117-1303066 T5.0

Volatile Organics by GC/MS (EPA 8260B)

Client Sample ID	Lab Sample Number	Date Received	Date Sampled	Date Extracted	Date Analyzed	Matrix
E+E-well @ 135'	AZ10590-003	2/13/2017	2/9/2017	2/21/2017	2/21/2017	Water

ANALYTE	CAS #	µg/L	RL	MDL
Benzene	71-43-2	15	2.5	1.05
Bromobenzene	108-86-1	<1.75	5.0	1.75
Bromochloromethane	74-97-5	<1.8	5.0	1.8
Bromodichloromethane	75-27-4	<1.65	5.0	1.65
Bromoform	75-25-2	<1.6	5.0	1.6
Bromomethane	74-83-9	<0.90	25	0.90
1,3-Butadiene	106-99-0	ND	TIC	--
n-Butylbenzene	104-51-8	<1.2	5.0	1.2
sec-Butylbenzene	135-98-8	<1.05	5.0	1.05
tert-Butylbenzene	98-06-6	<1.3	5.0	1.3
Carbon Disulfide	75-15-0	<1.7	2.5	1.7
Carbon tetrachloride	56-23-5	<2.2	5.0	2.2
Chlorobenzene	108-90-7	<1.15	5.0	1.15
Chloroethane	75-00-3	<1.95	25	1.95
Chloroform	67-66-3	<1.7	5.0	1.7
Chloromethane	74-87-3	<1.85	25	1.85
2-Chlorotoluene	95-49-8	<1.5	5.0	1.5
4-Chlorotoluene	106-43-4	<1.3	5.0	1.3
Cyclohexane	110-82-7	ND	TIC	--
Dibromochloromethane	124-48-1	<1.35	5.0	1.35
1,2-Dibromoethane	106-93-4	<1.6	5.0	1.6
1,2-Dichlorobenzene	95-50-1	<1.5	5.0	1.5
1,3-Dichlorobenzene	541-73-1	<1.35	5.0	1.35
1,4-Dichlorobenzene	106-46-7	<1.7	5.0	1.7
Dichlorodifluoromethane	75-71-8	<1.4	10	1.4
1,1-Dichloroethane	75-34-3	<1.85	5.0	1.85
1,2-Dichloroethane	107-06-2	<1.9	5.0	1.9
1,1-Dichloroethene	75-35-4	<2.15	5.0	2.15
cis-1,2-Dichloroethene	156-59-2	<1.45	5.0	1.45
trans-1,2-Dichloroethene	156-60-5	<1.65	5.0	1.65
1,2-Dichloropropane	78-87-5	<1.7	5.0	1.7
1,3-Dichloropropane	142-28-9	<1.3	5.0	1.3
2,2-Dichloropropane	594-20-7	<1.75	5.0	1.75
1,1-Dichloropropene	563-58-6	<1.45	5.0	1.45
cis-1,3-Dichloropropene	10061-01-5	<1.3	5.0	1.3
trans-1,3-Dichloropropene	10061-02-6	<1.5	5.0	1.5

ANALYTE	CAS #	µg/L	RL	MDL
Dicyclopentadiene	77-73-6	ND	TIC	--
Ethylbenzene	100-41-4	42	5.0	1.25
4-Ethyltoluene	622-96-8	ND	TIC	--
n-Hexane	110-54-3	100	5.0	1.35
Isopropylbenzene	98-82-8	11	5.0	1.05
4-Isopropyltoluene	99-87-6	<1.0	5.0	1.0
Methyl cyclohexane	108-87-2	ND	TIC	--
Methyl t-butyl ether (MTBE)	1634-04-4	<2.9	5.0	2.9
Naphthalene	91-20-3	17	15	1.55
Propene	115-07-1	ND	TIC	--
n-Propylbenzene	103-65-1	36	5.0	1.45
Styrene	100-42-5	<0.90	5.0	0.90
1,1,2,2-Tetrachloroethane	79-34-5	<1.75	5.0	1.75
Tetrachloroethene	127-18-4	<1.55	5.0	1.55
Toluene	108-88-3	73	5.0	1.85
1,2,3-Trichlorobenzene	87-61-6	<1.45	5.0	1.45
1,1,1-Trichloroethane	71-55-6	<1.7	5.0	1.7
1,1,2-Trichloroethane	79-00-5	<1.65	5.0	1.65
Trichloroethene	79-01-6	<1.65	5.0	1.65
Trichlorofluoromethane	75-69-4	<1.95	10	1.95
1,2,3-Trichloropropane	96-18-4	<1.85	5.0	1.85
1,2,4-Trimethylbenzene	95-63-6	140	5.0	1.1
1,3,5-Trimethylbenzene	108-67-8	37	5.0	1.3
Vinyl chloride	75-01-4	<1.75	10	1.75
Xylenes, Total	1330-20-7	250	10	3.0

Surrogate:	% RC	Acceptable % RC
Dibromofluoromethane:	84	50-130 %
Toluene-d8:	87	55-130 %
4-Bromofluorobenzene:	90	51-130 %

Dilution Factor: 5

Data Qualifiers: D2, J , T4,

Mr. Chris Jacquemin
Tetra Tech, Inc.
3822 E. University Dr
Phoenix, AZ, 85034

Lab Reference #: TTI AZ10590
Project Name: Hwy 260 + Johnson Ln
Project #: 117-1303066 T5.0

Volatile Organics by GC/MS (EPA 8260B)

Client Sample ID	Lab Sample Number	Date Received	Date Sampled	Date Extracted	Date Analyzed	Matrix
TB	AZ10590-005	2/13/2017	2/8/2017	2/21/2017	2/21/2017	Water

ANALYTE	CAS #	µg/L	RL	MDL
Benzene	71-43-2	<0.21	0.50	0.21
Bromobenzene	108-86-1	<0.35	1.0	0.35
Bromochloromethane	74-97-5	<0.36	1.0	0.36
Bromodichloromethane	75-27-4	<0.33	1.0	0.33
Bromoform	75-25-2	<0.32	1.0	0.32
Bromomethane	74-83-9	<0.18	5.0	0.18
1,3-Butadiene	106-99-0	ND	TIC	--
n-Butylbenzene	104-51-8	<0.24	1.0	0.24
sec-Butylbenzene	135-98-8	<0.21	1.0	0.21
tert-Butylbenzene	98-06-6	<0.26	1.0	0.26
Carbon Disulfide	75-15-0	<0.34	0.50	0.34
Carbon tetrachloride	56-23-5	<0.44	1.0	0.44
Chlorobenzene	108-90-7	<0.23	1.0	0.23
Chloroethane	75-00-3	<0.39	5.0	0.39
Chloroform	67-66-3	<0.34	1.0	0.34
Chloromethane	74-87-3	<0.37	5.0	0.37
2-Chlorotoluene	95-49-8	<0.30	1.0	0.30
4-Chlorotoluene	106-43-4	<0.26	1.0	0.26
Cyclohexane	110-82-7	ND	TIC	--
Dibromochloromethane	124-48-1	<0.27	1.0	0.27
1,2-Dibromoethane	106-93-4	<0.32	1.0	0.32
1,2-Dichlorobenzene	95-50-1	<0.30	1.0	0.30
1,3-Dichlorobenzene	541-73-1	<0.27	1.0	0.27
1,4-Dichlorobenzene	106-46-7	<0.34	1.0	0.34
Dichlorodifluoromethane	75-71-8	<0.28	2.0	0.28
1,1-Dichloroethane	75-34-3	<0.37	1.0	0.37
1,2-Dichloroethane	107-06-2	<0.38	1.0	0.38
1,1-Dichloroethene	75-35-4	<0.43	1.0	0.43
cis-1,2-Dichloroethene	156-59-2	<0.29	1.0	0.29
trans-1,2-Dichloroethene	156-60-5	<0.33	1.0	0.33
1,2-Dichloropropane	78-87-5	<0.34	1.0	0.34
1,3-Dichloropropane	142-28-9	<0.26	1.0	0.26
2,2-Dichloropropane	594-20-7	<0.35	1.0	0.35
1,1-Dichloropropene	563-58-6	<0.29	1.0	0.29
cis-1,3-Dichloropropene	10061-01-5	<0.26	1.0	0.26
trans-1,3-Dichloropropene	10061-02-6	<0.30	1.0	0.30

ANALYTE	CAS #	µg/L	RL	MDL
Dicyclopentadiene	77-73-6	ND	TIC	--
Ethylbenzene	100-41-4	<0.25	1.0	0.25
4-Ethyltoluene	622-96-8	ND	TIC	--
n-Hexane	110-54-3	<0.27	1.0	0.27
Isopropylbenzene	98-82-8	<0.21	1.0	0.21
4-Isopropyltoluene	99-87-6	<0.20	1.0	0.20
Methyl cyclohexane	108-87-2	ND	TIC	--
Methyl t-butyl ether (MTBE)	1634-04-4	<0.58	1.0	0.58
Naphthalene	91-20-3	<0.31	3.0	0.31
Propene	115-07-1	ND	TIC	--
n-Propylbenzene	103-65-1	<0.29	1.0	0.29
Styrene	100-42-5	<0.18	1.0	0.18
1,1,2,2-Tetrachloroethane	79-34-5	<0.35	1.0	0.35
Tetrachloroethene	127-18-4	<0.31	1.0	0.31
Toluene	108-88-3	<0.37	1.0	0.37
1,2,3-Trichlorobenzene	87-61-6	<0.29	1.0	0.29
1,1,1-Trichloroethane	71-55-6	<0.34	1.0	0.34
1,1,2-Trichloroethane	79-00-5	<0.33	1.0	0.33
Trichloroethene	79-01-6	<0.33	1.0	0.33
Trichlorofluoromethane	75-69-4	<0.39	2.0	0.39
1,2,3-Trichloropropane	96-18-4	<0.37	1.0	0.37
1,2,4-Trimethylbenzene	95-63-6	<0.22	1.0	0.22
1,3,5-Trimethylbenzene	108-67-8	<0.26	1.0	0.26
Vinyl chloride	75-01-4	<0.35	2.0	0.35
Xylenes, Total	1330-20-7	<0.60	2.0	0.60

Surrogate:	% RC	Acceptable % RC
Dibromofluoromethane:	108	50-130 %
Toluene-d8:	77	55-130 %
4-Bromofluorobenzene:	74	51-130 %

Dilution Factor: 1

Data Qualifiers: T4,

Mr. Chris Jacquemin
Tetra Tech, Inc.
3822 E. University Dr
Phoenix, AZ, 85034

Lab Reference #: TTI AZ10590
Project Name: Hwy 260 + Johnson Ln
Project #: 117-1303066 T5.0

Volatile Organics by GC/MS (EPA 8260B)

Client Sample ID	Lab Sample Number	Date Received	Date Sampled	Date Extracted	Date Analyzed	Matrix
Method Blank	MBHT0221171			2/21/2017	2/21/2017	Water

ANALYTE	CAS #	µg/L	RL	MDL	ANALYTE	CAS #	µg/L	RL	MDL
Benzene	71-43-2	<0.21	0.50	0.21	Dicyclopentadiene	77-73-6	ND	TIC	--
Bromobenzene	108-86-1	<0.35	1.0	0.35	Ethylbenzene	100-41-4	<0.25	1.0	0.25
Bromochloromethane	74-97-5	<0.36	1.0	0.36	4-Ethyltoluene	622-96-8	ND	TIC	--
Bromodichloromethane	75-27-4	<0.33	1.0	0.33	n-Hexane	110-54-3	<0.27	1.0	0.27
Bromoform	75-25-2	<0.32	1.0	0.32	Isopropylbenzene	98-82-8	<0.21	1.0	0.21
Bromomethane	74-83-9	<0.18	5.0	0.18	4-Isopropyltoluene	99-87-6	<0.20	1.0	0.20
1,3-Butadiene	106-99-0	ND	TIC	--	Methyl cyclohexane	108-87-2	ND	TIC	--
n-Butylbenzene	104-51-8	<0.24	1.0	0.24	Methyl t-butyl ether (MTBE)	1634-04-4	<0.58	1.0	0.58
sec-Butylbenzene	135-98-8	<0.21	1.0	0.21	Naphthalene	91-20-3	<0.31	3.0	0.31
tert-Butylbenzene	98-06-6	<0.26	1.0	0.26	Propene	115-07-1	ND	TIC	--
Carbon Disulfide	75-15-0	<0.34	0.50	0.34	n-Propylbenzene	103-65-1	<0.29	1.0	0.29
Carbon tetrachloride	56-23-5	<0.44	1.0	0.44	Styrene	100-42-5	<0.18	1.0	0.18
Chlorobenzene	108-90-7	<0.23	1.0	0.23	1,1,2,2-Tetrachloroethane	79-34-5	<0.35	1.0	0.35
Chloroethane	75-00-3	<0.39	5.0	0.39	Tetrachloroethene	127-18-4	<0.31	1.0	0.31
Chloroform	67-66-3	<0.34	1.0	0.34	Toluene	108-88-3	<0.37	1.0	0.37
Chloromethane	74-87-3	<0.37	5.0	0.37	1,2,3-Trichlorobenzene	87-61-6	<0.29	1.0	0.29
2-Chlorotoluene	95-49-8	<0.30	1.0	0.30	1,1,1-Trichloroethane	71-55-6	<0.34	1.0	0.34
4-Chlorotoluene	106-43-4	<0.26	1.0	0.26	1,1,2-Trichloroethane	79-00-5	<0.33	1.0	0.33
Cyclohexane	110-82-7	ND	TIC	--	Trichloroethene	79-01-6	<0.33	1.0	0.33
Dibromochloromethane	124-48-1	<0.27	1.0	0.27	Trichlorofluoromethane	75-69-4	<0.39	2.0	0.39
1,2-Dibromoethane	106-93-4	<0.32	1.0	0.32	1,2,3-Trichloropropane	96-18-4	<0.37	1.0	0.37
1,2-Dichlorobenzene	95-50-1	<0.30	1.0	0.30	1,2,4-Trimethylbenzene	95-63-6	<0.22	1.0	0.22
1,3-Dichlorobenzene	541-73-1	<0.27	1.0	0.27	1,3,5-Trimethylbenzene	108-67-8	<0.26	1.0	0.26
1,4-Dichlorobenzene	106-46-7	<0.34	1.0	0.34	Vinyl chloride	75-01-4	<0.35	2.0	0.35
Dichlorodifluoromethane	75-71-8	<0.28	2.0	0.28	Xylenes, Total	1330-20-7	<0.60	2.0	0.60
1,1-Dichloroethane	75-34-3	<0.37	1.0	0.37					
1,2-Dichloroethane	107-06-2	<0.38	1.0	0.38					
1,1-Dichloroethene	75-35-4	<0.43	1.0	0.43					
cis-1,2-Dichloroethene	156-59-2	<0.29	1.0	0.29					
trans-1,2-Dichloroethene	156-60-5	<0.33	1.0	0.33					
1,2-Dichloropropane	78-87-5	<0.34	1.0	0.34					
1,3-Dichloropropane	142-28-9	<0.26	1.0	0.26					
2,2-Dichloropropane	594-20-7	<0.35	1.0	0.35					
1,1-Dichloropropene	563-58-6	<0.29	1.0	0.29					
cis-1,3-Dichloropropene	10061-01-5	<0.26	1.0	0.26					
trans-1,3-Dichloropropene	10061-02-6	<0.30	1.0	0.30					

Surrogate:	% RC	Acceptable % RC
Dibromofluoromethane:	113	50-130 %
Toluene-d8:	78	55-130 %
4-Bromofluorobenzene:	74	51-130 %

Dilution Factor: 1

Data Qualifiers: T4,

Mr. Chris Jacquemin
Tetra Tech, Inc.
3822 E. University Dr
Phoenix, AZ, 85034

Lab Reference #: TTI AZ10590
Project Name: Hwy 260 + Johnson Ln
Project #: 117-1303066 T5.0

Polynuclear Aromatic Hydrocarbons (EPA 8310)

Client Sample ID	Lab Sample Number	Date Received	Date Sampled	Date Extracted	Date Analyzed	Matrix
E+E-Well @160'	AZ10590-002	2/13/2017	2/9/2017	2/17/2017	2/21/2017	Water

ANALYTE	CAS #	µg/L	RL	MDL
Acenaphthene:	83-32-9	3.8	1	0.32
Acenaphthylene:	208-96-8	<0.22	1	0.22
Anthracene:	120-12-7	<0.22	1	0.22
Benz(a)anthracene:	56-55-3	1.9	1	0.1
Benzo(a)pyrene:	50-32-8	<0.162	1	0.162
Benzo(b)fluoranthene:	205-99-2	<0.28	1	0.28
Benzo(k)fluoranthene:	207-08-9	<0.188	1	0.188
Benzo(g,h,i)perylene:	191-24-2	<0.22	1	0.22
Chrysene:	218-01-9	0.24	1	0.096
Dibenz(a,h)anthracene:	53-70-3	<0.184	1	0.184
Fluoranthene:	206-44-0	1.3	1	0.184
Pyrene:	129-00-0	3.6	1	0.156
Fluorene:	86-73-7	<1	1	1
Phenanthrene:	85-01-8	<0.26	1	0.26
Indeno(1,2,3-cd)pyrene:	193-39-5	<0.2	1	0.2
Naphthalene:	91-20-3	18	1	0.118

Surrogate:	% RC*
Nitrobenzene-d5	Diluted

* Acceptable Recovery: 5-167 %

Dilution Factor: 20

Data Qualifiers: C8, D2, J , S8,

Mr. Chris Jacquemin
Tetra Tech, Inc.
3822 E. University Dr
Phoenix, AZ, 85034

Lab Reference #: TTI AZ10590
Project Name: Hwy 260 + Johnson Ln
Project #: 117-1303066 T5.0

Polynuclear Aromatic Hydrocarbons (EPA 8310)

Client Sample ID	Lab Sample Number	Date Received	Date Sampled	Date Extracted	Date Analyzed	Matrix
E+E-well @ 135'	AZ10590-004	2/13/2017	2/9/2017	2/17/2017	3/3/2017	Water

ANALYTE	CAS #	µg/L	RL	MDL
Acenaphthene:	83-32-9	2.4	0.2	0.064
Acenaphthylene:	208-96-8	<0.044	0.2	0.044
Anthracene:	120-12-7	<0.044	0.2	0.044
Benz(a)anthracene:	56-55-3	1.3	0.2	0.02
Benzo(a)pyrene:	50-32-8	<0.0324	0.2	0.0324
Benzo(b)fluoranthene:	205-99-2	<0.056	0.2	0.056
Benzo(k)fluoranthene:	207-08-9	<0.0376	0.2	0.0376
Benzo(g,h,i)perylene:	191-24-2	<0.044	0.2	0.044
Chrysene:	218-01-9	0.22	0.2	0.0192
Dibenz(a,h)anthracene:	53-70-3	<0.0368	0.2	0.0368
Fluoranthene:	206-44-0	0.55	0.2	0.0368
Pyrene:	129-00-0	2.5	0.2	0.0312
Fluorene:	86-73-7	<0.2	0.2	0.2
Phenanthrene:	85-01-8	<0.052	0.2	0.052
Indeno(1,2,3-cd)pyrene:	193-39-5	<0.04	0.2	0.04
Naphthalene:	91-20-3	2.9	0.2	0.0236

Surrogate:	% RC*
Nitrobenzene-d5	108

* Acceptable Recovery: 5-167 %

Dilution Factor: 4

Data Qualifiers: C8, D2,

Mr. Chris Jacquemin
Tetra Tech, Inc.
3822 E. University Dr
Phoenix, AZ, 85034

Lab Reference #: TTI AZ10590
Project Name: Hwy 260 + Johnson Ln
Project #: 117-1303066 T5.0

Polynuclear Aromatic Hydrocarbons (EPA 8310)

Client Sample ID	Lab Sample Number	Date Received	Date Sampled	Date Extracted	Date Analyzed	Matrix
Method Blank	MBAV0217172			2/17/2017	2/21/2017	Water

ANALYTE	CAS #	µg/L	RL	MDL
Acenaphthene:	83-32-9	<0.016	0.05	0.016
Acenaphthylene:	208-96-8	<0.011	0.05	0.011
Anthracene:	120-12-7	<0.011	0.05	0.011
Benz(a)anthracene:	56-55-3	<0.005	0.05	0.005
Benzo(a)pyrene:	50-32-8	<0.0081	0.05	0.0081
Benzo(b)fluoranthene:	205-99-2	<0.014	0.05	0.014
Benzo(k)fluoranthene:	207-08-9	<0.0094	0.05	0.0094
Benzo(g,h,i)perylene:	191-24-2	<0.011	0.05	0.011
Chrysene:	218-01-9	<0.0048	0.05	0.0048
Dibenz(a,h)anthracene:	53-70-3	<0.0092	0.05	0.0092
Fluoranthene:	206-44-0	<0.0092	0.05	0.0092
Pyrene:	129-00-0	<0.0078	0.05	0.0078
Fluorene:	86-73-7	<0.05	0.05	0.05
Phenanthrene:	85-01-8	<0.013	0.05	0.013
Indeno(1,2,3-cd)pyrene:	193-39-5	<0.01	0.05	0.01
Naphthalene:	91-20-3	<0.0059	0.05	0.0059

Surrogate:	% RC*
Nitrobenzene-d5	75

* Acceptable Recovery: 5-167 %

Dilution Factor: 1

Data Qualifiers: None

Mr. Chris Jacquemin
Tetra Tech, Inc.
3822 E. University Dr
Phoenix, AZ, 85034

Lab Reference #: TTI AZ10590
Project Name: Hwy 260 + Johnson Ln
Project #: 117-1303066 T5.0

Metals

Client Sample ID	Lab Sample Number	Date Received	Date Sampled	Matrix
E+E-Well @160'	AZ10590-002	2/13/2017	2/9/2017	Water

ANALYTE	EPA Method	Result	RL	MDL	Units	Date Extracted	Date Analyzed	Qual	DF
Arsenic	6010B	0.0086	0.010	0.0060	mg/L	02/15/17	02/16/17	J ,	1
Barium	6010B	0.27	0.010	0.0012	mg/L	02/15/17	02/16/17	--	1
Cadmium	6010B	<0.0010	0.0040	0.0010	mg/L	02/15/17	02/16/17	--	1
Chromium	6010B	0.0060	0.010	0.00047	mg/L	02/15/17	02/16/17	J ,	1
Lead	6010B	<0.0032	0.040	0.0032	mg/L	02/15/17	02/16/17	--	1
Mercury	7470A	<0.000032	0.0010	0.000032	mg/L	02/16/17	02/16/17	--	1
Selenium	6010B	0.020	0.10	0.0068	mg/L	02/15/17	02/16/17	J ,	1
Silver	6010B	<0.00090	0.010	0.00090	mg/L	02/15/17	02/16/17	--	1

Client Sample ID	Lab Sample Number	Date Received	Date Sampled	Matrix
E+E-well @ 135'	AZ10590-004	2/13/2017	2/9/2017	Water

ANALYTE	EPA Method	Result	RL	MDL	Units	Date Extracted	Date Analyzed	Qual	DF
Arsenic	6010B	0.0087	0.010	0.0060	mg/L	02/15/17	02/16/17	J ,	1
Barium	6010B	0.18	0.010	0.0012	mg/L	02/15/17	02/16/17	--	1
Cadmium	6010B	<0.0010	0.0040	0.0010	mg/L	02/15/17	02/16/17	--	1
Chromium	6010B	0.0042	0.010	0.00047	mg/L	02/15/17	02/16/17	J ,	1
Lead	6010B	<0.0032	0.040	0.0032	mg/L	02/15/17	02/16/17	--	1
Mercury	7470A	<0.000032	0.0010	0.000032	mg/L	02/16/17	02/16/17	--	1
Selenium	6010B	0.020	0.10	0.0068	mg/L	02/15/17	02/16/17	J ,	1
Silver	6010B	<0.00090	0.010	0.00090	mg/L	02/15/17	02/16/17	--	1

Mr. Chris Jacquemin
Tetra Tech, Inc.
3822 E. University Dr
Phoenix, AZ, 85034

Lab Reference #: TTI AZ10590
Project Name: Hwy 260 + Johnson Ln
Project #: 117-1303066 T5.0

Metals

Client Sample ID	Lab Sample Number	Date Received	Date Sampled	Matrix
Method Blank				Water

MB ID	ANALYTE	EPA Method	Result	RL	MDL	Units	Date Extracted	Date Analyzed	Qual	DF
MBJA0215173	Arsenic	6010B	<0.0060	0.010	0.0060	mg/L	02/15/17	02/16/17	--	1
MBJA0215173	Barium	6010B	<0.0012	0.010	0.0012	mg/L	02/15/17	02/16/17	--	1
MBJA0215173	Cadmium	6010B	<0.0010	0.0040	0.0010	mg/L	02/15/17	02/16/17	--	1
MBJA0215173	Chromium	6010B	<0.00047	0.010	0.00047	mg/L	02/15/17	02/16/17	--	1
MBJA0215173	Lead	6010B	<0.0032	0.040	0.0032	mg/L	02/15/17	02/16/17	--	1
MBJA0216171	Mercury	7470A	<0.000032	0.0010	0.000032	mg/L	02/16/17	02/16/17	--	1
MBJA0215173	Selenium	6010B	<0.0068	0.10	0.0068	mg/L	02/15/17	02/16/17	--	1
MBJA0215173	Silver	6010B	<0.00090	0.010	0.00090	mg/L	02/15/17	02/16/17	--	1

QA/QC Report
for
Volatile Organic Compounds (EPA 8260B)

Reporting units: ppb

Matrix Spike (MS) / Matrix Spike Duplicate (MSD)

Date of Extraction: 2/21/2017
Date of Analysis: 2/21/2017
Dup Date of Analysis: 2/21/2017
Laboratory Sample #: AZ10599-001
MS/MSD Qualifiers: None
Reference #: TTI AZ10590

Analyte	R1	SPC CONC	MS	MSD	%MS	%MSD	RPD	ACP %MS	ACP RPD	Qual
1,1-Dichloroethene	0.00	10.0	9.27	8.73	93	87	6	57-130	20	☐
Benzene	0.00	10.0	10.6	10.7	106	107	1	70-130	20	☐
Trichloroethene	0.00	10.0	10.7	10.7	107	107	0	70-136	20	☐
Toluene	0.00	10.0	9.33	9.26	93	93	1	70-130	20	☐
Chlorobenzene	0.00	10.0	11.2	11.0	112	110	2	70-130	20	☐

Surrogate Recoveries for Spike Samples

Surrogate (%RC)	MS	MSD	Qual	LCS	LCSD	Qual	ACP % RC
Dibromofluoromethane	107	110	☐	106	108	☐	50-130
Toluene-d8	78	79	☐	78	78	☐	55-130
4-Bromofluorobenzene	77	78	☐	77	76	☐	51-130

Laboratory Control Sample

Date of Extraction: 2/21/2017
Date of Analysis: 2/21/2017
Dup Date of Analysis: 2/21/2017
Laboratory Sample #: HT0221171
LCS Qualifiers: None

Analyte	SPC CONC	LCS	LCSD	%LCS	%LCSD	RPD	ACP %LCS	ACP RPD	Qual
1,1-Dichloroethene	10.0	8.99	8.55	90	86	5	58-130	20	☐
Benzene	10.0	10.4	9.90	104	99	5	70-130	20	☐
Trichloroethene	10.0	9.99	9.76	100	98	2	70-130	20	☐
Toluene	10.0	9.01	8.63	90	86	4	70-130	20	☐
Chlorobenzene	10.0	10.8	10.4	108	104	4	70-130	20	☐

QA/QC Report
for
Polynuclear Aromatic Hydrocarbons (EPA 8310)
Reporting units: ppb

Laboratory Control Spike (LCS) / Laboratory Control Spike Duplicate (LCSD)

Date of Extraction: 2/17/2017
Date of Analysis: 2/21/2017
Dup Date of Analysis: 2/21/2017
Laboratory Sample #: AV0217172
MS/MSD Qualifiers: None
Reference #: TTI AZ10590

Analyte	SPC CONC	LCS	LCSD	%LCS	%LCSD	RPD	ACP %LCS	ACP RPD	Qual
Acenaphthene	0.250	0.209	0.246	84	98	16	48-140	21	☐
Anthracene	0.250	0.232	0.241	93	96	4	56-130	20	☐
Pyrene	0.250	0.237	0.206	95	82	14	62-130	20	☐
Chrysene	0.250	0.243	0.245	97	98	1	62-130	20	☐
Benzo(a)pyrene	0.250	0.239	0.242	96	97	1	57-130	23	☐

Surrogate Recoveries for Spike Samples

Surrogate (%RC)	LCS	LCSD	Qual
Nitrobenzene-d5	76	79	☐

ACP % RC
5-167

QA/QC Report
for
Metals

Reference #: TTI AZ10590 Reporting units: ppm

Matrix Spike (MS) / Matrix Spike Duplicate (MSD) **6010B/7470A**

Analyte	Date of Extraction	MS Date of Analysis	MSD Date of Analysis	Laboratory Sample #	R1	SPC CONC	MS	MSD	%MS	%MSD	RPD	ACP %MS	ACP RPD	Qual
Arsenic	2/15/2017	2/16/2017	2/16/2017	22791-001	0.00	0.200	0.200	0.188	100	94	6	75-125	20	--
Barium	2/15/2017	2/16/2017	2/16/2017	22791-001	0.00	0.200	0.206	0.201	103	100	2	75-125	20	--
Cadmium	2/15/2017	2/16/2017	2/16/2017	22791-001	0.00	0.200	0.205	0.194	102	97	6	75-125	20	--
Chromium	2/15/2017	2/16/2017	2/16/2017	22791-001	0.00	0.200	0.194	0.187	97	94	4	75-125	20	--
Lead	2/15/2017	2/16/2017	2/16/2017	22791-001	0.00	0.200	0.204	0.195	102	97	5	75-125	20	--
Selenium	2/15/2017	2/16/2017	2/16/2017	22791-001	0.00	0.200	0.191	0.180	95	90	6	75-125	20	--
Silver	2/15/2017	2/16/2017	2/16/2017	22791-001	0.00	0.200	0.194	0.189	97	94	3	75-125	20	--
Mercury	2/16/2017	2/16/2017	2/16/2017	22783-003	0.00	0.00500	0.00459	0.00460	92	92	0	80-120	20	--

Laboratory Control Sample

Analyte	Date of Extraction	LCS Date of Analysis	LCSD Date of Analysis	Laboratory Sample #	SPC CONC	LCS	LCSD	%LCS	% LCSD	RPD	ACP %LCS	ACP RPD	Qual
Arsenic	2/15/2017	2/16/2017	2/16/2017	JA0215173	0.200	0.202	0.193	101	97	5	80-120	20	--
Barium	2/15/2017	2/16/2017	2/16/2017	JA0215173	0.200	0.214	0.203	107	101	5	80-120	20	--
Cadmium	2/15/2017	2/16/2017	2/16/2017	JA0215173	0.200	0.208	0.198	104	99	5	80-120	20	--
Chromium	2/15/2017	2/16/2017	2/16/2017	JA0215173	0.200	0.199	0.189	100	94	5	80-120	20	--
Lead	2/15/2017	2/16/2017	2/16/2017	JA0215173	0.200	0.205	0.197	102	98	4	80-120	20	--
Selenium	2/15/2017	2/16/2017	2/16/2017	JA0215173	0.200	0.198	0.203	99	101	2	80-120	20	--
Silver	2/15/2017	2/16/2017	2/16/2017	JA0215173	0.200	0.202	0.192	101	96	5	80-120	20	--
Mercury	2/16/2017	2/16/2017	2/16/2017	JA0216171	0.00500	0.00492	0.00500	98	100	2	80-120	20	--

Data Qualifier Definitions

Qualifier

C8 = Sample RPD between the primary and confirmatory analysis exceeded 40%. Per EPA Method 8000C, the lower value was reported as there was no evidence of chromatographic problems.

AZ10590-002	8310	Benzo(a)anthracene, Chrysene, and Pyrene
AZ10590-004	8310	Acenaphthene, Benzo(a)anthracene, Chrysene, Fluoranthene, Nitrobenzene-d5, and Pyrene

D2 = Sample required dilution due to high concentration of target analyte.

J = Concentration estimated. Analyte was detected between MDL and RL.

AZ10590-001	8260B	4-Isopropyltoluene,Naphthalene.
AZ10590-002	8310	Chrysene
AZ10590-003	8260B	1,2-Dichloropropane..

S8 = The analysis of the sample required a dilution such that the surrogate recovery calculation does not provide any useful information. The associated blank spike recovery was acceptable.

T4 = Tentatively identified compound. Concentration is estimated and based on the closest internal standard.

Definition of terms:

R1	Result of unspiked laboratory sample used for matrix spike determination.
SP CONC (or Spike Conc.)	Spike concentration added to sample or blank
MS	Matrix Spike sample result
MSD	Matrix Spike Duplicate sample result
%MS	Percent recovery of MS: {(MS-R1) / SP CONC} x100
%MSD	Percent recovery of MSD: {(MSD-R1) / SP CONC} x 100
RPD (for MS/MSD)	Relative Percent Difference: {(MS-MSD) / (MS+MSD)} x 100 x 2
LCS	Laboratory Control Sample result
LCSD	Laboratory Control Sample Duplicate result
%LCS	Percent recovery of LCS: {(LCS) / SP CONC} x100
%LCSD	Percent recovery of LCSD: {(LCSD) / SP CONC} x 100
RPD (for LCS/LCSD)	Relative Percent Difference: {(LCS-LCSD) / (LCS+LCSD)} x 100 x 2
ACP %LCS	Acceptable percent recovery range for Laboratory Control Samples.
ACP %MS	Acceptable percent recovery range for Matrix Spike samples
ACP RPD	Acceptable Relative Percent Difference
D	Detectable, result must be greater than zero
Qual	A checked box indicates a data qualifier was utilized and/or required for this analyte see attached explanation.
ND	Analyte Not Detected

Analysis Request and Chain of Custody Record

Lab Job No: AZ10590
Page 1 of 1

ORANGE COAST ANALYTICAL, INC. www.ocalab.com
3002 Dow, Suite 532
Tustin, CA 92780
(714) 832-0064 Fax (714) 832-0067

4620 E. Elwood, Suite 4
Phoenix, AZ 85040
(480) 736-0960 Fax (480) 736-0970

REQUIRED TURN AROUND TIME: Standard: X
72 Hours: ____ 48 Hours: ____ 24 Hours: ____

CUSTOMER INFORMATION	
COMPANY:	Tetra Tech
SEND REPORT TO:	chris Jacquemin
EMAIL:	chris.jacquemin@tetratech
ADDRESS:	3822 E. University Dr, ste. 3
PHONE:	602-682-3300
FAX:	

PROJECT INFORMATION	
PROJECT NAME:	Hwy 260 & Johnson Ln
NUMBER:	117-1303066, T5.0
ADDRESS:	Lakeside, AZ
P.O #:	
SAMPLED BY:	N. Babb

ANALYSIS REQUEST / PRESERVATIVE: 8260B w/ TICs; PAHs; 8 RCRA Metals

SAMPLE ID	NO. OF CONTAINERS	SAMPLE DATE	SAMPLE TIME	SAMPLE MATRIX	CONTAINER TYPE	8260B w/ TICs	PAHs	8 RCRA Metals							REMARKS/PRECAUTIONS
E&E-well @ 160'	2	2-9-17	12:18	GW	voas	X					AZ10590		-001		w/ TICs analysis
E&E-well @ 160'	1	↓	↓	↓	1 qt jar		X	X					-002		
E&E-well @ 135'	2		12:38		voa	X							-003		w/ TICs analysis
E&E-well @ 135'	1	↓	↓	↓	1 qt jar		X	X					-004		
TB	2	2-8-17	10:00	AQ	3 voa	X							-005		
Temp Blank	1	—	—	↓	5 oz poly	—	—	—							

Total No. of Samples: 8 Method of Shipment: Self Delivery Preservative: 1 = Ice 2 = HCl 3 = HNO_3 4 = H_2SO_4 5 = NaOH 6 = Other

Relinquished By:	Date/Time:	Received By:	Date/Time:
[signature]	2-13-17/9:35	Tim Pell	OCA-AZ 2-13-17 0935
Relinquished By:	Date/Time:	Received By:	Date/Time:
Relinquished By:	Date/Time:	Received For Lab By:	Date/Time:

Sample Matrix:
DW - Drinking Water
GW - Groundwater
WW - Wastewater
SS - Soil/Solid
OT- Other

Sample Integrity: Intact Y On Ice Y 1.0°C

By signing above, client acknowledges responsibility for payment of all services requested on this chain of custody form and any additional services provided in support of this project. Payment is due within 30 days of invoice date unless otherwise agreed upon, in writing, with Orange Coast Analytical, Inc. All samples remain the property of the client. A disposal fee may be imposed if client fails to pickup sample.

Orange Coast Analytical, Inc.
3002 Dow, Suite 532, Tustin, CA 92780 (714) 832-0064 Fax (714) 832-0067
4620 E. Elwood, Suite 4, Phoenix, AZ 85040 (480) 736-0960 Fax (480) 736-0970

LABORATORY REPORT FORM

ORANGE COAST ANALYTICAL, INC.

4620 East Elwood Street, Suite 4 Phoenix, AZ 85040

(480) 736-0960

Laboratory Certification (ADHS) No.: AZ0558, AZ0646
Expiration Date: 2017

Laboratory Director's Name:
Mark Noorani

Client: Tetra Tech, Inc.

Laboratory Reference: TTI AZ10393

Project Name: Hwy 260 + Johnson Ln

Project Number: 117-1303066, T.2.0

Date Received: 10/21/2016

Date Reported: 10/31/2016

Chain of Custody Received: ☑

Analytical Method: 8260B,

Mark Noorani, Laboratory Director

© This report may only be reproduced in full. Any partial reproduction of this report requires written permission from Orange Coast Analytical, Inc.

Mr. Chris Jacquemin
Tetra Tech, Inc.
3822 E. University Dr
Phoenix, AZ, 85034

Lab Reference #: TTI AZ10393
Project Name: Hwy 260 + Johnson Ln
Project #: 117-1303066, T.2.0

Case Narrative

Sample Receipt:

All samples on the Chain of Custody were received by OCA at 3ºC, on ice.

Holding Times:

All samples were analyzed within required holding times unless otherwise noted in the data qualifier section of the report.

Analytical Methods:

Sample analysis was performed following the analytical methods listed on the cover page.

Data Qualifiers:

Within this report, data qualifiers may have been assigned to clarify deviations in common laboratory procedures or any divergence from laboratory QA/QC criteria. If a data qualifier has been used, it will appear in the back of the report along with its description. All method QA/QC criteria have been met unless otherwise noted in the data qualifier section.

Definition of Terms:

The definitions of common terms and acronyms used in the report have been placed at the back of the report to assist data users.

Comments:

None

Mr. Chris Jacquemin
Tetra Tech, Inc.
3822 E. University Dr
Phoenix, AZ, 85034

Lab Reference #: TTI AZ10393
Project Name: Hwy 260 + Johnson Ln
Project #: 117-1303066, T.2.0

Client Sample Summary

Client Sample ID	Lab Sample Number	Date Received	Date Sampled	Matrix
Earl S-Well	AZ10393-001	10/21/2016	10/18/2016	Water
Gardner-Well	AZ10393-002	10/21/2016	10/19/2016	Water
Kensla #1	AZ10393-003	10/21/2016	10/17/2016	Water
Kensla #1R	AZ10393-004	10/21/2016	10/17/2016	Water
Kensla #2	AZ10393-005	10/21/2016	10/17/2016	Water
Kensla #3N	AZ10393-006	10/21/2016	10/17/2016	Water
LDS-Well	AZ10393-007	10/21/2016	10/19/2016	Water
Lee-Well	AZ10393-008	10/21/2016	10/19/2016	Water
Marinello-Well	AZ10393-009	10/21/2016	10/17/2016	Water
P.top-L side schl-well	AZ10393-010	10/21/2016	10/18/2016	Water
Rhoton E -Well	AZ10393-011	10/21/2016	10/18/2016	Water
Rhoton N-Well	AZ10393-012	10/21/2016	10/18/2016	Water
Rhoton NW-Well	AZ10393-013	10/21/2016	10/18/2016	Water
Shumway-Well	AZ10393-014	10/21/2016	10/20/2016	Water
White fang 13	AZ10393-015	10/21/2016	10/18/2016	Water
Williams-Well	AZ10393-016	10/21/2016	10/20/2016	Water
Trip Blank	AZ10393-017	10/21/2016	10/17/2016	Water

Mr. Chris Jacquemin
Tetra Tech, Inc.
3822 E. University Dr
Phoenix, AZ, 85034

Lab Reference #: TTI AZ10393
Project Name: Hwy 260 + Johnson Ln
Project #: 117-1303066, T.2.0

Volatile Organics by GC/MS (EPA 8260B)

Client Sample ID	Lab Sample Number	Date Received	Date Sampled	Date Extracted	Date Analyzed	Matrix
Earl S-Well	AZ10393-001	10/21/2016	10/18/2016	10/25/2016	10/25/2016	Water

ANALYTE	CAS #	µg/L	ANALYTE	CAS #	µg/L
Benzene	71-43-2	<0.50	Hexachlorobutadiene	87-68-3	<0.50
Bromobenzene	108-86-1	<0.50	Isopropylbenzene	98-82-8	<0.50
Bromochloromethane	74-97-5	<0.50	4-Isopropyltoluene	99-87-6	<0.50
Bromodichloromethane	75-27-4	<1.0	Methyl t-butyl ether (MTBE)	1634-04-4	<1.0
Bromoform	75-25-2	<0.50	Naphthalene	91-20-3	<0.50
Bromomethane	74-83-9	<5.0	n-Propylbenzene	103-65-1	<0.50
n-Butylbenzene	104-51-8	<0.50	Styrene	100-42-5	<0.50
sec-Butylbenzene	135-98-8	<0.50	1,1,1,2-Tetrachloroethane	630-20-6	<0.50
tert-Butylbenzene	98-06-6	<0.50	1,1,2,2-Tetrachloroethane	79-34-5	<0.50
Carbon tetrachloride	56-23-5	<0.50	Tetrachloroethene	127-18-4	1.6
Chlorobenzene	108-90-7	<0.50	Toluene	108-88-3	<0.50
Chloroethane	75-00-3	<5.0	1,2,3-Trichlorobenzene	87-61-6	<0.50
Chloroform	67-66-3	<0.50	1,2,4-Trichlorobenzene	120-82-1	<0.50
Chloromethane	74-87-3	<5.0	1,1,1-Trichloroethane	71-55-6	<0.50
2-Chlorotoluene	95-49-8	<0.50	1,1,2-Trichloroethane	79-00-5	<0.50
4-Chlorotoluene	106-43-4	<0.50	Trichloroethene	79-01-6	<0.50
Dibromochloromethane	124-48-1	<0.50	Trichlorofluoromethane	75-69-4	<2.0
1,2-Dibromo-3-chloropropane	96-12-8	<2.0	1,2,3-Trichloropropane	96-18-4	<0.50
1,2-Dibromoethane	106-93-4	<0.50	1,2,4-Trimethylbenzene	95-63-6	<0.50
Dibromomethane	74-95-3	<0.50	1,3,5-Trimethylbenzene	108-67-8	<0.50
1,2-Dichlorobenzene	95-50-1	<0.50	Vinyl Chloride	75-01-4	<0.50
1,3-Dichlorobenzene	541-73-1	<0.50	Xylenes, Total	1330-20-7	<2.0
1,4-Dichlorobenzene	106-46-7	<0.50			
1,1-Dichloroethane	75-34-3	<0.50			
1,2-Dichloroethane	107-06-2	<0.50			
1,1-Dichloroethene	75-35-4	<0.50			
cis-1,2-Dichloroethene	156-59-2	<0.50			
trans-1,2-Dichloroethene	156-60-5	<0.50			
Dichlorodifluoromethane	75-71-8	<2.0			
1,2-Dichloropropane	78-87-5	<1.0			
1,3-Dichloropropane	142-28-9	<0.50			
2,2-Dichloropropane	594-20-7	<0.50			
1,1-Dichloropropene	563-58-6	<0.50			
cis-1,3-Dichloropropene	10061-01-5	<0.50			
trans-1,3-Dichloropropene	10061-02-6	<0.50			
Ethylbenzene	100-41-4	<0.50			

Surrogate:	% RC	Acceptable % RC
Dibromofluoromethane:	107	58-130 %
Toluene-d8:	82	58-130 %
4-Bromofluorobenzene:	77	53-130 %

Dilution Factor: 1

Data Qualifiers: None

Mr. Chris Jacquemin
Tetra Tech, Inc.
3822 E. University Dr
Phoenix, AZ, 85034

Lab Reference #: TTI AZ10393
Project Name: Hwy 260 + Johnson Ln
Project #: 117-1303066, T.2.0

Volatile Organics by GC/MS (EPA 8260B)

Client Sample ID	Lab Sample Number	Date Received	Date Sampled	Date Extracted	Date Analyzed	Matrix
Gardner-Well	AZ10393-002	10/21/2016	10/19/2016	10/25/2016	10/25/2016	Water

ANALYTE	CAS #	µg/L	ANALYTE	CAS #	µg/L
Benzene	71-43-2	<0.50	Hexachlorobutadiene	87-68-3	<0.50
Bromobenzene	108-86-1	<0.50	Isopropylbenzene	98-82-8	<0.50
Bromochloromethane	74-97-5	<0.50	4-Isopropyltoluene	99-87-6	<0.50
Bromodichloromethane	75-27-4	<1.0	Methyl t-butyl ether (MTBE)	1634-04-4	<1.0
Bromoform	75-25-2	<0.50	Naphthalene	91-20-3	<0.50
Bromomethane	74-83-9	<5.0	n-Propylbenzene	103-65-1	<0.50
n-Butylbenzene	104-51-8	<0.50	Styrene	100-42-5	<0.50
sec-Butylbenzene	135-98-8	<0.50	1,1,1,2-Tetrachloroethane	630-20-6	<0.50
tert-Butylbenzene	98-06-6	<0.50	1,1,2,2-Tetrachloroethane	79-34-5	<0.50
Carbon tetrachloride	56-23-5	<0.50	Tetrachloroethene	127-18-4	2.5
Chlorobenzene	108-90-7	<0.50	Toluene	108-88-3	<0.50
Chloroethane	75-00-3	<5.0	1,2,3-Trichlorobenzene	87-61-6	<0.50
Chloroform	67-66-3	<0.50	1,2,4-Trichlorobenzene	120-82-1	<0.50
Chloromethane	74-87-3	<5.0	1,1,1-Trichloroethane	71-55-6	<0.50
2-Chlorotoluene	95-49-8	<0.50	1,1,2-Trichloroethane	79-00-5	<0.50
4-Chlorotoluene	106-43-4	<0.50	Trichloroethene	79-01-6	<0.50
Dibromochloromethane	124-48-1	<0.50	Trichlorofluoromethane	75-69-4	<2.0
1,2-Dibromo-3-chloropropane	96-12-8	<2.0	1,2,3-Trichloropropane	96-18-4	<0.50
1,2-Dibromoethane	106-93-4	<0.50	1,2,4-Trimethylbenzene	95-63-6	<0.50
Dibromomethane	74-95-3	<0.50	1,3,5-Trimethylbenzene	108-67-8	<0.50
1,2-Dichlorobenzene	95-50-1	<0.50	Vinyl Chloride	75-01-4	<0.50
1,3-Dichlorobenzene	541-73-1	<0.50	Xylenes, Total	1330-20-7	<2.0
1,4-Dichlorobenzene	106-46-7	<0.50			
1,1-Dichloroethane	75-34-3	<0.50			
1,2-Dichloroethane	107-06-2	<0.50			
1,1-Dichloroethene	75-35-4	<0.50			
cis-1,2-Dichloroethene	156-59-2	<0.50			
trans-1,2-Dichloroethene	156-60-5	<0.50			
Dichlorodifluoromethane	75-71-8	<2.0			
1,2-Dichloropropane	78-87-5	<1.0			
1,3-Dichloropropane	142-28-9	<0.50			
2,2-Dichloropropane	594-20-7	<0.50			
1,1-Dichloropropene	563-58-6	<0.50			
cis-1,3-Dichloropropene	10061-01-5	<0.50			
trans-1,3-Dichloropropene	10061-02-6	<0.50			
Ethylbenzene	100-41-4	<0.50			

Surrogate:	% RC	Acceptable % RC
Dibromofluoromethane:	110	58-130 %
Toluene-d8:	82	58-130 %
4-Bromofluorobenzene:	78	53-130 %

Dilution Factor: 1

Data Qualifiers: None

Mr. Chris Jacquemin
Tetra Tech, Inc.
3822 E. University Dr
Phoenix, AZ, 85034

Lab Reference #: TTI AZ10393
Project Name: Hwy 260 + Johnson Ln
Project #: 117-1303066, T.2.0

Volatile Organics by GC/MS (EPA 8260B)

Client Sample ID	Lab Sample Number	Date Received	Date Sampled	Date Extracted	Date Analyzed	Matrix
Kensla #1	AZ10393-003	10/21/2016	10/17/2016	10/25/2016	10/25/2016	Water

ANALYTE	CAS #	µg/L	ANALYTE	CAS #	µg/L
Benzene	71-43-2	<0.50	Hexachlorobutadiene	87-68-3	<0.50
Bromobenzene	108-86-1	<0.50	Isopropylbenzene	98-82-8	<0.50
Bromochloromethane	74-97-5	<0.50	4-Isopropyltoluene	99-87-6	<0.50
Bromodichloromethane	75-27-4	<1.0	Methyl t-butyl ether (MTBE)	1634-04-4	<1.0
Bromoform	75-25-2	<0.50	Naphthalene	91-20-3	<0.50
Bromomethane	74-83-9	<5.0	n-Propylbenzene	103-65-1	<0.50
n-Butylbenzene	104-51-8	<0.50	Styrene	100-42-5	<0.50
sec-Butylbenzene	135-98-8	<0.50	1,1,1,2-Tetrachloroethane	630-20-6	<0.50
tert-Butylbenzene	98-06-6	<0.50	1,1,2,2-Tetrachloroethane	79-34-5	<0.50
Carbon tetrachloride	56-23-5	<0.50	Tetrachloroethene	127-18-4	8.4
Chlorobenzene	108-90-7	<0.50	Toluene	108-88-3	<0.50
Chloroethane	75-00-3	<5.0	1,2,3-Trichlorobenzene	87-61-6	<0.50
Chloroform	67-66-3	<0.50	1,2,4-Trichlorobenzene	120-82-1	<0.50
Chloromethane	74-87-3	<5.0	1,1,1-Trichloroethane	71-55-6	<0.50
2-Chlorotoluene	95-49-8	<0.50	1,1,2-Trichloroethane	79-00-5	<0.50
4-Chlorotoluene	106-43-4	<0.50	Trichloroethene	79-01-6	<0.50
Dibromochloromethane	124-48-1	<0.50	Trichlorofluoromethane	75-69-4	<2.0
1,2-Dibromo-3-chloropropane	96-12-8	<2.0	1,2,3-Trichloropropane	96-18-4	<0.50
1,2-Dibromoethane	106-93-4	<0.50	1,2,4-Trimethylbenzene	95-63-6	<0.50
Dibromomethane	74-95-3	<0.50	1,3,5-Trimethylbenzene	108-67-8	<0.50
1,2-Dichlorobenzene	95-50-1	<0.50	Vinyl Chloride	75-01-4	<0.50
1,3-Dichlorobenzene	541-73-1	<0.50	Xylenes, Total	1330-20-7	<2.0
1,4-Dichlorobenzene	106-46-7	<0.50			
1,1-Dichloroethane	75-34-3	<0.50			
1,2-Dichloroethane	107-06-2	<0.50			
1,1-Dichloroethene	75-35-4	<0.50			
cis-1,2-Dichloroethene	156-59-2	<0.50			
trans-1,2-Dichloroethene	156-60-5	<0.50			
Dichlorodifluoromethane	75-71-8	<2.0			
1,2-Dichloropropane	78-87-5	<1.0			
1,3-Dichloropropane	142-28-9	<0.50			
2,2-Dichloropropane	594-20-7	<0.50			
1,1-Dichloropropene	563-58-6	<0.50			
cis-1,3-Dichloropropene	10061-01-5	<0.50			
trans-1,3-Dichloropropene	10061-02-6	<0.50			
Ethylbenzene	100-41-4	<0.50			

Surrogate:	% RC	Acceptable % RC
Dibromofluoromethane:	110	58-130 %
Toluene-d8:	81	58-130 %
4-Bromofluorobenzene:	76	53-130 %

Dilution Factor: 1

Data Qualifiers: None

Mr. Chris Jacquemin
Tetra Tech, Inc.
3822 E. University Dr
Phoenix, AZ, 85034

Lab Reference #: TTI AZ10393
Project Name: Hwy 260 + Johnson Ln
Project #: 117-1303066, T.2.0

Volatile Organics by GC/MS (EPA 8260B)

Client Sample ID	Lab Sample Number	Date Received	Date Sampled	Date Extracted	Date Analyzed	Matrix
Kensla #1R	AZ10393-004	10/21/2016	10/17/2016	10/25/2016	10/25/2016	Water

ANALYTE	CAS #	µg/L	ANALYTE	CAS #	µg/L
Benzene	71-43-2	<0.50	Hexachlorobutadiene	87-68-3	<0.50
Bromobenzene	108-86-1	<0.50	Isopropylbenzene	98-82-8	<0.50
Bromochloromethane	74-97-5	<0.50	4-Isopropyltoluene	99-87-6	<0.50
Bromodichloromethane	75-27-4	<1.0	Methyl t-butyl ether (MTBE)	1634-04-4	<1.0
Bromoform	75-25-2	<0.50	Naphthalene	91-20-3	<0.50
Bromomethane	74-83-9	<5.0	n-Propylbenzene	103-65-1	<0.50
n-Butylbenzene	104-51-8	<0.50	Styrene	100-42-5	<0.50
sec-Butylbenzene	135-98-8	<0.50	1,1,1,2-Tetrachloroethane	630-20-6	<0.50
tert-Butylbenzene	98-06-6	<0.50	1,1,2,2-Tetrachloroethane	79-34-5	<0.50
Carbon tetrachloride	56-23-5	<0.50	Tetrachloroethene	127-18-4	18
Chlorobenzene	108-90-7	<0.50	Toluene	108-88-3	<0.50
Chloroethane	75-00-3	<5.0	1,2,3-Trichlorobenzene	87-61-6	<0.50
Chloroform	67-66-3	<0.50	1,2,4-Trichlorobenzene	120-82-1	<0.50
Chloromethane	74-87-3	<5.0	1,1,1-Trichloroethane	71-55-6	<0.50
2-Chlorotoluene	95-49-8	<0.50	1,1,2-Trichloroethane	79-00-5	<0.50
4-Chlorotoluene	106-43-4	<0.50	Trichloroethene	79-01-6	<0.50
Dibromochloromethane	124-48-1	<0.50	Trichlorofluoromethane	75-69-4	<2.0
1,2-Dibromo-3-chloropropane	96-12-8	<2.0	1,2,3-Trichloropropane	96-18-4	<0.50
1,2-Dibromoethane	106-93-4	<0.50	1,2,4-Trimethylbenzene	95-63-6	<0.50
Dibromomethane	74-95-3	<0.50	1,3,5-Trimethylbenzene	108-67-8	<0.50
1,2-Dichlorobenzene	95-50-1	<0.50	Vinyl Chloride	75-01-4	<0.50
1,3-Dichlorobenzene	541-73-1	<0.50	Xylenes, Total	1330-20-7	<2.0
1,4-Dichlorobenzene	106-46-7	<0.50			
1,1-Dichloroethane	75-34-3	<0.50			
1,2-Dichloroethane	107-06-2	<0.50			
1,1-Dichloroethene	75-35-4	<0.50			
cis-1,2-Dichloroethene	156-59-2	<0.50			
trans-1,2-Dichloroethene	156-60-5	<0.50			
Dichlorodifluoromethane	75-71-8	<2.0			
1,2-Dichloropropane	78-87-5	<1.0			
1,3-Dichloropropane	142-28-9	<0.50			
2,2-Dichloropropane	594-20-7	<0.50			
1,1-Dichloropropene	563-58-6	<0.50			
cis-1,3-Dichloropropene	10061-01-5	<0.50			
trans-1,3-Dichloropropene	10061-02-6	<0.50			
Ethylbenzene	100-41-4	<0.50			

Surrogate:	% RC	Acceptable % RC
Dibromofluoromethane:	109	58-130 %
Toluene-d8:	81	58-130 %
4-Bromofluorobenzene:	77	53-130 %

Dilution Factor: 1

Data Qualifiers: None

Mr. Chris Jacquemin
Tetra Tech, Inc.
3822 E. University Dr
Phoenix, AZ, 85034

Lab Reference #: TTI AZ10393
Project Name: Hwy 260 + Johnson Ln
Project #: 117-1303066, T.2.0

Volatile Organics by GC/MS (EPA 8260B)

Client Sample ID	Lab Sample Number	Date Received	Date Sampled	Date Extracted	Date Analyzed	Matrix
Kensla #2	AZ10393-005	10/21/2016	10/17/2016	10/25/2016	10/25/2016	Water

ANALYTE	CAS #	µg/L	ANALYTE	CAS #	µg/L
Benzene	71-43-2	<0.50	Hexachlorobutadiene	87-68-3	<0.50
Bromobenzene	108-86-1	<0.50	Isopropylbenzene	98-82-8	<0.50
Bromochloromethane	74-97-5	<0.50	4-Isopropyltoluene	99-87-6	<0.50
Bromodichloromethane	75-27-4	<1.0	Methyl t-butyl ether (MTBE)	1634-04-4	<1.0
Bromoform	75-25-2	<0.50	Naphthalene	91-20-3	<0.50
Bromomethane	74-83-9	<5.0	n-Propylbenzene	103-65-1	<0.50
n-Butylbenzene	104-51-8	<0.50	Styrene	100-42-5	<0.50
sec-Butylbenzene	135-98-8	<0.50	1,1,1,2-Tetrachloroethane	630-20-6	<0.50
tert-Butylbenzene	98-06-6	<0.50	1,1,2,2-Tetrachloroethane	79-34-5	<0.50
Carbon tetrachloride	56-23-5	<0.50	Tetrachloroethene	127-18-4	11
Chlorobenzene	108-90-7	<0.50	Toluene	108-88-3	<0.50
Chloroethane	75-00-3	<5.0	1,2,3-Trichlorobenzene	87-61-6	<0.50
Chloroform	67-66-3	<0.50	1,2,4-Trichlorobenzene	120-82-1	<0.50
Chloromethane	74-87-3	<5.0	1,1,1-Trichloroethane	71-55-6	<0.50
2-Chlorotoluene	95-49-8	<0.50	1,1,2-Trichloroethane	79-00-5	<0.50
4-Chlorotoluene	106-43-4	<0.50	Trichloroethene	79-01-6	<0.50
Dibromochloromethane	124-48-1	<0.50	Trichlorofluoromethane	75-69-4	<2.0
1,2-Dibromo-3-chloropropane	96-12-8	<2.0	1,2,3-Trichloropropane	96-18-4	<0.50
1,2-Dibromoethane	106-93-4	<0.50	1,2,4-Trimethylbenzene	95-63-6	<0.50
Dibromomethane	74-95-3	<0.50	1,3,5-Trimethylbenzene	108-67-8	<0.50
1,2-Dichlorobenzene	95-50-1	<0.50	Vinyl Chloride	75-01-4	<0.50
1,3-Dichlorobenzene	541-73-1	<0.50	Xylenes, Total	1330-20-7	<2.0
1,4-Dichlorobenzene	106-46-7	<0.50			
1,1-Dichloroethane	75-34-3	<0.50			
1,2-Dichloroethane	107-06-2	<0.50			
1,1-Dichloroethene	75-35-4	<0.50			
cis-1,2-Dichloroethene	156-59-2	<0.50			
trans-1,2-Dichloroethene	156-60-5	<0.50			
Dichlorodifluoromethane	75-71-8	<2.0			
1,2-Dichloropropane	78-87-5	<1.0			
1,3-Dichloropropane	142-28-9	<0.50			
2,2-Dichloropropane	594-20-7	<0.50			
1,1-Dichloropropene	563-58-6	<0.50			
cis-1,3-Dichloropropene	10061-01-5	<0.50			
trans-1,3-Dichloropropene	10061-02-6	<0.50			
Ethylbenzene	100-41-4	<0.50			

Surrogate:	% RC	Acceptable % RC
Dibromofluoromethane:	110	58-130 %
Toluene-d8:	82	58-130 %
4-Bromofluorobenzene:	77	53-130 %

Dilution Factor: 1

Data Qualifiers: None

Mr. Chris Jacquemin
Tetra Tech, Inc.
3822 E. University Dr
Phoenix, AZ, 85034

Lab Reference #: TTI AZ10393
Project Name: Hwy 260 + Johnson Ln
Project #: 117-1303066, T.2.0

Volatile Organics by GC/MS (EPA 8260B)

Client Sample ID	Lab Sample Number	Date Received	Date Sampled	Date Extracted	Date Analyzed	Matrix
Kensla #3N	AZ10393-006	10/21/2016	10/17/2016	10/25/2016	10/25/2016	Water

ANALYTE	CAS #	µg/L	ANALYTE	CAS #	µg/L
Benzene	71-43-2	<0.50	Hexachlorobutadiene	87-68-3	<0.50
Bromobenzene	108-86-1	<0.50	Isopropylbenzene	98-82-8	<0.50
Bromochloromethane	74-97-5	<0.50	4-Isopropyltoluene	99-87-6	<0.50
Bromodichloromethane	75-27-4	<1.0	Methyl t-butyl ether (MTBE)	1634-04-4	<1.0
Bromoform	75-25-2	<0.50	Naphthalene	91-20-3	<0.50
Bromomethane	74-83-9	<5.0	n-Propylbenzene	103-65-1	<0.50
n-Butylbenzene	104-51-8	<0.50	Styrene	100-42-5	<0.50
sec-Butylbenzene	135-98-8	<0.50	1,1,1,2-Tetrachloroethane	630-20-6	<0.50
tert-Butylbenzene	98-06-6	<0.50	1,1,2,2-Tetrachloroethane	79-34-5	<0.50
Carbon tetrachloride	56-23-5	<0.50	Tetrachloroethene	127-18-4	4.5
Chlorobenzene	108-90-7	<0.50	Toluene	108-88-3	<0.50
Chloroethane	75-00-3	<5.0	1,2,3-Trichlorobenzene	87-61-6	<0.50
Chloroform	67-66-3	<0.50	1,2,4-Trichlorobenzene	120-82-1	<0.50
Chloromethane	74-87-3	<5.0	1,1,1-Trichloroethane	71-55-6	<0.50
2-Chlorotoluene	95-49-8	<0.50	1,1,2-Trichloroethane	79-00-5	<0.50
4-Chlorotoluene	106-43-4	<0.50	Trichloroethene	79-01-6	<0.50
Dibromochloromethane	124-48-1	<0.50	Trichlorofluoromethane	75-69-4	<2.0
1,2-Dibromo-3-chloropropane	96-12-8	<2.0	1,2,3-Trichloropropane	96-18-4	<0.50
1,2-Dibromoethane	106-93-4	<0.50	1,2,4-Trimethylbenzene	95-63-6	<0.50
Dibromomethane	74-95-3	<0.50	1,3,5-Trimethylbenzene	108-67-8	<0.50
1,2-Dichlorobenzene	95-50-1	<0.50	Vinyl Chloride	75-01-4	<0.50
1,3-Dichlorobenzene	541-73-1	<0.50	Xylenes, Total	1330-20-7	<2.0
1,4-Dichlorobenzene	106-46-7	<0.50			
1,1-Dichloroethane	75-34-3	<0.50			
1,2-Dichloroethane	107-06-2	<0.50			
1,1-Dichloroethene	75-35-4	<0.50			
cis-1,2-Dichloroethene	156-59-2	<0.50			
trans-1,2-Dichloroethene	156-60-5	<0.50			
Dichlorodifluoromethane	75-71-8	<2.0			
1,2-Dichloropropane	78-87-5	<1.0			
1,3-Dichloropropane	142-28-9	<0.50			
2,2-Dichloropropane	594-20-7	<0.50			
1,1-Dichloropropene	563-58-6	<0.50			
cis-1,3-Dichloropropene	10061-01-5	<0.50			
trans-1,3-Dichloropropene	10061-02-6	<0.50			
Ethylbenzene	100-41-4	<0.50			

Surrogate:	% RC	Acceptable % RC
Dibromofluoromethane:	109	58-130 %
Toluene-d8:	81	58-130 %
4-Bromofluorobenzene:	77	53-130 %

Dilution Factor: 1

Data Qualifiers: None

Mr. Chris Jacquemin
Tetra Tech, Inc.
3822 E. University Dr
Phoenix, AZ, 85034

Lab Reference #: TTI AZ10393
Project Name: Hwy 260 + Johnson Ln
Project #: 117-1303066, T.2.0

Volatile Organics by GC/MS (EPA 8260B)

Client Sample ID	Lab Sample Number	Date Received	Date Sampled	Date Extracted	Date Analyzed	Matrix
LDS-Well	AZ10393-007	10/21/2016	10/19/2016	10/25/2016	10/25/2016	Water

ANALYTE	CAS #	µg/L	ANALYTE	CAS #	µg/L
Benzene	71-43-2	<0.50	Hexachlorobutadiene	87-68-3	<0.50
Bromobenzene	108-86-1	<0.50	Isopropylbenzene	98-82-8	<0.50
Bromochloromethane	74-97-5	<0.50	4-Isopropyltoluene	99-87-6	<0.50
Bromodichloromethane	75-27-4	<1.0	Methyl t-butyl ether (MTBE)	1634-04-4	<1.0
Bromoform	75-25-2	<0.50	Naphthalene	91-20-3	<0.50
Bromomethane	74-83-9	<5.0	n-Propylbenzene	103-65-1	<0.50
n-Butylbenzene	104-51-8	<0.50	Styrene	100-42-5	<0.50
sec-Butylbenzene	135-98-8	<0.50	1,1,1,2-Tetrachloroethane	630-20-6	<0.50
tert-Butylbenzene	98-06-6	<0.50	1,1,2,2-Tetrachloroethane	79-34-5	<0.50
Carbon tetrachloride	56-23-5	<0.50	Tetrachloroethene	127-18-4	<0.50
Chlorobenzene	108-90-7	<0.50	Toluene	108-88-3	<0.50
Chloroethane	75-00-3	<5.0	1,2,3-Trichlorobenzene	87-61-6	<0.50
Chloroform	67-66-3	<0.50	1,2,4-Trichlorobenzene	120-82-1	<0.50
Chloromethane	74-87-3	<5.0	1,1,1-Trichloroethane	71-55-6	<0.50
2-Chlorotoluene	95-49-8	<0.50	1,1,2-Trichloroethane	79-00-5	<0.50
4-Chlorotoluene	106-43-4	<0.50	Trichloroethene	79-01-6	<0.50
Dibromochloromethane	124-48-1	<0.50	Trichlorofluoromethane	75-69-4	<2.0
1,2-Dibromo-3-chloropropane	96-12-8	<2.0	1,2,3-Trichloropropane	96-18-4	<0.50
1,2-Dibromoethane	106-93-4	<0.50	1,2,4-Trimethylbenzene	95-63-6	<0.50
Dibromomethane	74-95-3	<0.50	1,3,5-Trimethylbenzene	108-67-8	<0.50
1,2-Dichlorobenzene	95-50-1	<0.50	Vinyl Chloride	75-01-4	<0.50
1,3-Dichlorobenzene	541-73-1	<0.50	Xylenes, Total	1330-20-7	<2.0
1,4-Dichlorobenzene	106-46-7	<0.50			
1,1-Dichloroethane	75-34-3	<0.50			
1,2-Dichloroethane	107-06-2	<0.50			
1,1-Dichloroethene	75-35-4	<0.50			
cis-1,2-Dichloroethene	156-59-2	<0.50			
trans-1,2-Dichloroethene	156-60-5	<0.50			
Dichlorodifluoromethane	75-71-8	<2.0			
1,2-Dichloropropane	78-87-5	<1.0			
1,3-Dichloropropane	142-28-9	<0.50			
2,2-Dichloropropane	594-20-7	<0.50			
1,1-Dichloropropene	563-58-6	<0.50			
cis-1,3-Dichloropropene	10061-01-5	<0.50			
trans-1,3-Dichloropropene	10061-02-6	<0.50			
Ethylbenzene	100-41-4	<0.50			

Surrogate:	% RC	Acceptable % RC
Dibromofluoromethane:	109	58-130 %
Toluene-d8:	82	58-130 %
4-Bromofluorobenzene:	77	53-130 %

Dilution Factor: 1

Data Qualifiers: None

Mr. Chris Jacquemin
Tetra Tech, Inc.
3822 E. University Dr
Phoenix, AZ, 85034

Lab Reference #: TTI AZ10393
Project Name: Hwy 260 + Johnson Ln
Project #: 117-1303066, T.2.0

Volatile Organics by GC/MS (EPA 8260B)

Client Sample ID	Lab Sample Number	Date Received	Date Sampled	Date Extracted	Date Analyzed	Matrix
Lee-Well	AZ10393-008	10/21/2016	10/19/2016	10/25/2016	10/25/2016	Water

ANALYTE	CAS #	µg/L	ANALYTE	CAS #	µg/L
Benzene	71-43-2	<0.50	Hexachlorobutadiene	87-68-3	<0.50
Bromobenzene	108-86-1	<0.50	Isopropylbenzene	98-82-8	<0.50
Bromochloromethane	74-97-5	<0.50	4-Isopropyltoluene	99-87-6	<0.50
Bromodichloromethane	75-27-4	<1.0	Methyl t-butyl ether (MTBE)	1634-04-4	<1.0
Bromoform	75-25-2	<0.50	Naphthalene	91-20-3	<0.50
Bromomethane	74-83-9	<5.0	n-Propylbenzene	103-65-1	<0.50
n-Butylbenzene	104-51-8	<0.50	Styrene	100-42-5	<0.50
sec-Butylbenzene	135-98-8	<0.50	1,1,1,2-Tetrachloroethane	630-20-6	<0.50
tert-Butylbenzene	98-06-6	<0.50	1,1,2,2-Tetrachloroethane	79-34-5	<0.50
Carbon tetrachloride	56-23-5	<0.50	Tetrachloroethene	127-18-4	24
Chlorobenzene	108-90-7	<0.50	Toluene	108-88-3	<0.50
Chloroethane	75-00-3	<5.0	1,2,3-Trichlorobenzene	87-61-6	<0.50
Chloroform	67-66-3	<0.50	1,2,4-Trichlorobenzene	120-82-1	<0.50
Chloromethane	74-87-3	<5.0	1,1,1-Trichloroethane	71-55-6	<0.50
2-Chlorotoluene	95-49-8	<0.50	1,1,2-Trichloroethane	79-00-5	<0.50
4-Chlorotoluene	106-43-4	<0.50	Trichloroethene	79-01-6	<0.50
Dibromochloromethane	124-48-1	<0.50	Trichlorofluoromethane	75-69-4	<2.0
1,2-Dibromo-3-chloropropane	96-12-8	<2.0	1,2,3-Trichloropropane	96-18-4	<0.50
1,2-Dibromoethane	106-93-4	<0.50	1,2,4-Trimethylbenzene	95-63-6	<0.50
Dibromomethane	74-95-3	<0.50	1,3,5-Trimethylbenzene	108-67-8	<0.50
1,2-Dichlorobenzene	95-50-1	<0.50	Vinyl Chloride	75-01-4	<0.50
1,3-Dichlorobenzene	541-73-1	<0.50	Xylenes, Total	1330-20-7	<2.0
1,4-Dichlorobenzene	106-46-7	<0.50			
1,1-Dichloroethane	75-34-3	<0.50			
1,2-Dichloroethane	107-06-2	<0.50			
1,1-Dichloroethene	75-35-4	<0.50			
cis-1,2-Dichloroethene	156-59-2	<0.50			
trans-1,2-Dichloroethene	156-60-5	<0.50			
Dichlorodifluoromethane	75-71-8	<2.0			
1,2-Dichloropropane	78-87-5	<1.0			
1,3-Dichloropropane	142-28-9	<0.50			
2,2-Dichloropropane	594-20-7	<0.50			
1,1-Dichloropropene	563-58-6	<0.50			
cis-1,3-Dichloropropene	10061-01-5	<0.50			
trans-1,3-Dichloropropene	10061-02-6	<0.50			
Ethylbenzene	100-41-4	<0.50			

Surrogate:	% RC	Acceptable % RC
Dibromofluoromethane:	111	58-130 %
Toluene-d8:	79	58-130 %
4-Bromofluorobenzene:	75	53-130 %

Dilution Factor: 1

Data Qualifiers: None

Mr. Chris Jacquemin
Tetra Tech, Inc.
3822 E. University Dr
Phoenix, AZ, 85034

Lab Reference #: TTI AZ10393
Project Name: Hwy 260 + Johnson Ln
Project #: 117-1303066, T.2.0

Volatile Organics by GC/MS (EPA 8260B)

Client Sample ID	Lab Sample Number	Date Received	Date Sampled	Date Extracted	Date Analyzed	Matrix
Marinello-Well	AZ10393-009	10/21/2016	10/17/2016	10/25/2016	10/25/2016	Water

ANALYTE	CAS #	µg/L	ANALYTE	CAS #	µg/L
Benzene	71-43-2	<0.50	Hexachlorobutadiene	87-68-3	<0.50
Bromobenzene	108-86-1	<0.50	Isopropylbenzene	98-82-8	<0.50
Bromochloromethane	74-97-5	<0.50	4-Isopropyltoluene	99-87-6	<0.50
Bromodichloromethane	75-27-4	<1.0	Methyl t-butyl ether (MTBE)	1634-04-4	<1.0
Bromoform	75-25-2	<0.50	Naphthalene	91-20-3	<0.50
Bromomethane	74-83-9	<5.0	n-Propylbenzene	103-65-1	<0.50
n-Butylbenzene	104-51-8	<0.50	Styrene	100-42-5	<0.50
sec-Butylbenzene	135-98-8	<0.50	1,1,1,2-Tetrachloroethane	630-20-6	<0.50
tert-Butylbenzene	98-06-6	<0.50	1,1,2,2-Tetrachloroethane	79-34-5	<0.50
Carbon tetrachloride	56-23-5	<0.50	Tetrachloroethene	127-18-4	4.4
Chlorobenzene	108-90-7	<0.50	Toluene	108-88-3	<0.50
Chloroethane	75-00-3	<5.0	1,2,3-Trichlorobenzene	87-61-6	<0.50
Chloroform	67-66-3	<0.50	1,2,4-Trichlorobenzene	120-82-1	<0.50
Chloromethane	74-87-3	<5.0	1,1,1-Trichloroethane	71-55-6	<0.50
2-Chlorotoluene	95-49-8	<0.50	1,1,2-Trichloroethane	79-00-5	<0.50
4-Chlorotoluene	106-43-4	<0.50	Trichloroethene	79-01-6	<0.50
Dibromochloromethane	124-48-1	<0.50	Trichlorofluoromethane	75-69-4	<2.0
1,2-Dibromo-3-chloropropane	96-12-8	<2.0	1,2,3-Trichloropropane	96-18-4	<0.50
1,2-Dibromoethane	106-93-4	<0.50	1,2,4-Trimethylbenzene	95-63-6	<0.50
Dibromomethane	74-95-3	<0.50	1,3,5-Trimethylbenzene	108-67-8	<0.50
1,2-Dichlorobenzene	95-50-1	<0.50	Vinyl Chloride	75-01-4	<0.50
1,3-Dichlorobenzene	541-73-1	<0.50	Xylenes, Total	1330-20-7	<2.0
1,4-Dichlorobenzene	106-46-7	<0.50			
1,1-Dichloroethane	75-34-3	<0.50			
1,2-Dichloroethane	107-06-2	<0.50			
1,1-Dichloroethene	75-35-4	<0.50			
cis-1,2-Dichloroethene	156-59-2	<0.50			
trans-1,2-Dichloroethene	156-60-5	<0.50			
Dichlorodifluoromethane	75-71-8	<2.0			
1,2-Dichloropropane	78-87-5	<1.0			
1,3-Dichloropropane	142-28-9	<0.50			
2,2-Dichloropropane	594-20-7	<0.50			
1,1-Dichloropropene	563-58-6	<0.50			
cis-1,3-Dichloropropene	10061-01-5	<0.50			
trans-1,3-Dichloropropene	10061-02-6	<0.50			
Ethylbenzene	100-41-4	<0.50			

Surrogate:	% RC	Acceptable % RC
Dibromofluoromethane:	108	58-130 %
Toluene-d8:	82	58-130 %
4-Bromofluorobenzene:	77	53-130 %

Dilution Factor: 1

Data Qualifiers: None

Mr. Chris Jacquemin
Tetra Tech, Inc.
3822 E. University Dr
Phoenix, AZ, 85034

Lab Reference #: TTI AZ10393
Project Name: Hwy 260 + Johnson Ln
Project #: 117-1303066, T.2.0

Volatile Organics by GC/MS (EPA 8260B)

Client Sample ID	Lab Sample Number	Date Received	Date Sampled	Date Extracted	Date Analyzed	Matrix
P.top-L side schl-well	AZ10393-010	10/21/2016	10/18/2016	10/25/2016	10/25/2016	Water

ANALYTE	CAS #	µg/L	ANALYTE	CAS #	µg/L
Benzene	71-43-2	<0.50	Hexachlorobutadiene	87-68-3	<0.50
Bromobenzene	108-86-1	<0.50	Isopropylbenzene	98-82-8	<0.50
Bromochloromethane	74-97-5	<0.50	4-Isopropyltoluene	99-87-6	<0.50
Bromodichloromethane	75-27-4	<1.0	Methyl t-butyl ether (MTBE)	1634-04-4	<1.0
Bromoform	75-25-2	<0.50	Naphthalene	91-20-3	<0.50
Bromomethane	74-83-9	<5.0	n-Propylbenzene	103-65-1	<0.50
n-Butylbenzene	104-51-8	<0.50	Styrene	100-42-5	<0.50
sec-Butylbenzene	135-98-8	<0.50	1,1,1,2-Tetrachloroethane	630-20-6	<0.50
tert-Butylbenzene	98-06-6	<0.50	1,1,2,2-Tetrachloroethane	79-34-5	<0.50
Carbon tetrachloride	56-23-5	<0.50	Tetrachloroethene	127-18-4	4.9
Chlorobenzene	108-90-7	<0.50	Toluene	108-88-3	<0.50
Chloroethane	75-00-3	<5.0	1,2,3-Trichlorobenzene	87-61-6	<0.50
Chloroform	67-66-3	<0.50	1,2,4-Trichlorobenzene	120-82-1	<0.50
Chloromethane	74-87-3	<5.0	1,1,1-Trichloroethane	71-55-6	<0.50
2-Chlorotoluene	95-49-8	<0.50	1,1,2-Trichloroethane	79-00-5	<0.50
4-Chlorotoluene	106-43-4	<0.50	Trichloroethene	79-01-6	0.54
Dibromochloromethane	124-48-1	<0.50	Trichlorofluoromethane	75-69-4	<2.0
1,2-Dibromo-3-chloropropane	96-12-8	<2.0	1,2,3-Trichloropropane	96-18-4	<0.50
1,2-Dibromoethane	106-93-4	<0.50	1,2,4-Trimethylbenzene	95-63-6	<0.50
Dibromomethane	74-95-3	<0.50	1,3,5-Trimethylbenzene	108-67-8	<0.50
1,2-Dichlorobenzene	95-50-1	<0.50	Vinyl Chloride	75-01-4	<0.50
1,3-Dichlorobenzene	541-73-1	<0.50	Xylenes, Total	1330-20-7	<2.0
1,4-Dichlorobenzene	106-46-7	<0.50			
1,1-Dichloroethane	75-34-3	<0.50			
1,2-Dichloroethane	107-06-2	<0.50			
1,1-Dichloroethene	75-35-4	<0.50			
cis-1,2-Dichloroethene	156-59-2	<0.50			
trans-1,2-Dichloroethene	156-60-5	<0.50			
Dichlorodifluoromethane	75-71-8	<2.0			
1,2-Dichloropropane	78-87-5	<1.0			
1,3-Dichloropropane	142-28-9	<0.50			
2,2-Dichloropropane	594-20-7	<0.50			
1,1-Dichloropropene	563-58-6	<0.50			
cis-1,3-Dichloropropene	10061-01-5	<0.50			
trans-1,3-Dichloropropene	10061-02-6	<0.50			
Ethylbenzene	100-41-4	<0.50			

Surrogate:	% RC	Acceptable % RC
Dibromofluoromethane:	109	58-130 %
Toluene-d8:	82	58-130 %
4-Bromofluorobenzene:	78	53-130 %

Dilution Factor: 1

Data Qualifiers: None

Mr. Chris Jacquemin
Tetra Tech, Inc.
3822 E. University Dr
Phoenix, AZ, 85034

Lab Reference #: TTI AZ10393
Project Name: Hwy 260 + Johnson Ln
Project #: 117-1303066, T.2.0

Volatile Organics by GC/MS (EPA 8260B)

Client Sample ID	Lab Sample Number	Date Received	Date Sampled	Date Extracted	Date Analyzed	Matrix
Rhoton E -Well	AZ10393-011	10/21/2016	10/18/2016	10/25/2016	10/25/2016	Water

ANALYTE	CAS #	µg/L	ANALYTE	CAS #	µg/L
Benzene	71-43-2	<0.50	Hexachlorobutadiene	87-68-3	<0.50
Bromobenzene	108-86-1	<0.50	Isopropylbenzene	98-82-8	<0.50
Bromochloromethane	74-97-5	<0.50	4-Isopropyltoluene	99-87-6	<0.50
Bromodichloromethane	75-27-4	<1.0	Methyl t-butyl ether (MTBE)	1634-04-4	<1.0
Bromoform	75-25-2	<0.50	Naphthalene	91-20-3	<0.50
Bromomethane	74-83-9	<5.0	n-Propylbenzene	103-65-1	<0.50
n-Butylbenzene	104-51-8	<0.50	Styrene	100-42-5	<0.50
sec-Butylbenzene	135-98-8	<0.50	1,1,1,2-Tetrachloroethane	630-20-6	<0.50
tert-Butylbenzene	98-06-6	<0.50	1,1,2,2-Tetrachloroethane	79-34-5	<0.50
Carbon tetrachloride	56-23-5	<0.50	Tetrachloroethene	127-18-4	<0.50
Chlorobenzene	108-90-7	<0.50	Toluene	108-88-3	<0.50
Chloroethane	75-00-3	<5.0	1,2,3-Trichlorobenzene	87-61-6	<0.50
Chloroform	67-66-3	<0.50	1,2,4-Trichlorobenzene	120-82-1	<0.50
Chloromethane	74-87-3	<5.0	1,1,1-Trichloroethane	71-55-6	<0.50
2-Chlorotoluene	95-49-8	<0.50	1,1,2-Trichloroethane	79-00-5	<0.50
4-Chlorotoluene	106-43-4	<0.50	Trichloroethene	79-01-6	<0.50
Dibromochloromethane	124-48-1	<0.50	Trichlorofluoromethane	75-69-4	<2.0
1,2-Dibromo-3-chloropropane	96-12-8	<2.0	1,2,3-Trichloropropane	96-18-4	<0.50
1,2-Dibromoethane	106-93-4	<0.50	1,2,4-Trimethylbenzene	95-63-6	<0.50
Dibromomethane	74-95-3	<0.50	1,3,5-Trimethylbenzene	108-67-8	<0.50
1,2-Dichlorobenzene	95-50-1	<0.50	Vinyl Chloride	75-01-4	<0.50
1,3-Dichlorobenzene	541-73-1	<0.50	Xylenes, Total	1330-20-7	<2.0
1,4-Dichlorobenzene	106-46-7	<0.50			
1,1-Dichloroethane	75-34-3	<0.50			
1,2-Dichloroethane	107-06-2	<0.50			
1,1-Dichloroethene	75-35-4	<0.50			
cis-1,2-Dichloroethene	156-59-2	<0.50			
trans-1,2-Dichloroethene	156-60-5	<0.50			
Dichlorodifluoromethane	75-71-8	<2.0			
1,2-Dichloropropane	78-87-5	<1.0			
1,3-Dichloropropane	142-28-9	<0.50			
2,2-Dichloropropane	594-20-7	<0.50			
1,1-Dichloropropene	563-58-6	<0.50			
cis-1,3-Dichloropropene	10061-01-5	<0.50			
trans-1,3-Dichloropropene	10061-02-6	<0.50			
Ethylbenzene	100-41-4	<0.50			

Surrogate:	% RC	Acceptable % RC
Dibromofluoromethane:	110	58-130 %
Toluene-d8:	82	58-130 %
4-Bromofluorobenzene:	78	53-130 %

Dilution Factor: 1

Data Qualifiers: None

Mr. Chris Jacquemin
Tetra Tech, Inc.
3822 E. University Dr
Phoenix, AZ, 85034

Lab Reference #: TTI AZ10393
Project Name: Hwy 260 + Johnson Ln
Project #: 117-1303066, T.2.0

Volatile Organics by GC/MS (EPA 8260B)

Client Sample ID	Lab Sample Number	Date Received	Date Sampled	Date Extracted	Date Analyzed	Matrix
Rhoton N-Well	AZ10393-012	10/21/2016	10/18/2016	10/27/2016	10/27/2016	Water

ANALYTE	CAS #	µg/L	ANALYTE	CAS #	µg/L
Benzene	71-43-2	<0.50	Hexachlorobutadiene	87-68-3	<0.50
Bromobenzene	108-86-1	<0.50	Isopropylbenzene	98-82-8	<0.50
Bromochloromethane	74-97-5	<0.50	4-Isopropyltoluene	99-87-6	<0.50
Bromodichloromethane	75-27-4	<1.0	Methyl t-butyl ether (MTBE)	1634-04-4	<1.0
Bromoform	75-25-2	<0.50	Naphthalene	91-20-3	<0.50
Bromomethane	74-83-9	<5.0	n-Propylbenzene	103-65-1	<0.50
n-Butylbenzene	104-51-8	<0.50	Styrene	100-42-5	<0.50
sec-Butylbenzene	135-98-8	<0.50	1,1,1,2-Tetrachloroethane	630-20-6	<0.50
tert-Butylbenzene	98-06-6	<0.50	1,1,2,2-Tetrachloroethane	79-34-5	<0.50
Carbon tetrachloride	56-23-5	<0.50	Tetrachloroethene	127-18-4	<0.50
Chlorobenzene	108-90-7	<0.50	Toluene	108-88-3	<0.50
Chloroethane	75-00-3	<5.0	1,2,3-Trichlorobenzene	87-61-6	<0.50
Chloroform	67-66-3	<0.50	1,2,4-Trichlorobenzene	120-82-1	<0.50
Chloromethane	74-87-3	<5.0	1,1,1-Trichloroethane	71-55-6	<0.50
2-Chlorotoluene	95-49-8	<0.50	1,1,2-Trichloroethane	79-00-5	<0.50
4-Chlorotoluene	106-43-4	<0.50	Trichloroethene	79-01-6	<0.50
Dibromochloromethane	124-48-1	<0.50	Trichlorofluoromethane	75-69-4	<2.0
1,2-Dibromo-3-chloropropane	96-12-8	<2.0	1,2,3-Trichloropropane	96-18-4	<0.50
1,2-Dibromoethane	106-93-4	<0.50	1,2,4-Trimethylbenzene	95-63-6	<0.50
Dibromomethane	74-95-3	<0.50	1,3,5-Trimethylbenzene	108-67-8	<0.50
1,2-Dichlorobenzene	95-50-1	<0.50	Vinyl Chloride	75-01-4	<0.50
1,3-Dichlorobenzene	541-73-1	<0.50	Xylenes, Total	1330-20-7	<2.0
1,4-Dichlorobenzene	106-46-7	<0.50			
1,1-Dichloroethane	75-34-3	<0.50			
1,2-Dichloroethane	107-06-2	<0.50			
1,1-Dichloroethene	75-35-4	<0.50			
cis-1,2-Dichloroethene	156-59-2	<0.50			
trans-1,2-Dichloroethene	156-60-5	<0.50			
Dichlorodifluoromethane	75-71-8	<2.0			
1,2-Dichloropropane	78-87-5	<1.0			
1,3-Dichloropropane	142-28-9	<0.50			
2,2-Dichloropropane	594-20-7	<0.50			
1,1-Dichloropropene	563-58-6	<0.50			
cis-1,3-Dichloropropene	10061-01-5	<0.50			
trans-1,3-Dichloropropene	10061-02-6	<0.50			
Ethylbenzene	100-41-4	<0.50			

Surrogate:	% RC	Acceptable % RC
Dibromofluoromethane:	113	58-130 %
Toluene-d8:	81	58-130 %
4-Bromofluorobenzene:	76	53-130 %

Dilution Factor: 1

Data Qualifiers: None

Mr. Chris Jacquemin
Tetra Tech, Inc.
3822 E. University Dr
Phoenix, AZ, 85034

Lab Reference #: TTI AZ10393
Project Name: Hwy 260 + Johnson Ln
Project #: 117-1303066, T.2.0

Volatile Organics by GC/MS (EPA 8260B)

Client Sample ID	Lab Sample Number	Date Received	Date Sampled	Date Extracted	Date Analyzed	Matrix
Rhoton NW-Well	AZ10393-013	10/21/2016	10/18/2016	10/27/2016	10/27/2016	Water

ANALYTE	CAS #	µg/L	ANALYTE	CAS #	µg/L
Benzene	71-43-2	<0.50	Hexachlorobutadiene	87-68-3	<0.50
Bromobenzene	108-86-1	<0.50	Isopropylbenzene	98-82-8	<0.50
Bromochloromethane	74-97-5	<0.50	4-Isopropyltoluene	99-87-6	<0.50
Bromodichloromethane	75-27-4	<1.0	Methyl t-butyl ether (MTBE)	1634-04-4	<1.0
Bromoform	75-25-2	<0.50	Naphthalene	91-20-3	<0.50
Bromomethane	74-83-9	<5.0	n-Propylbenzene	103-65-1	<0.50
n-Butylbenzene	104-51-8	<0.50	Styrene	100-42-5	<0.50
sec-Butylbenzene	135-98-8	<0.50	1,1,1,2-Tetrachloroethane	630-20-6	<0.50
tert-Butylbenzene	98-06-6	<0.50	1,1,2,2-Tetrachloroethane	79-34-5	<0.50
Carbon tetrachloride	56-23-5	<0.50	Tetrachloroethene	127-18-4	<0.50
Chlorobenzene	108-90-7	<0.50	Toluene	108-88-3	<0.50
Chloroethane	75-00-3	<5.0	1,2,3-Trichlorobenzene	87-61-6	<0.50
Chloroform	67-66-3	<0.50	1,2,4-Trichlorobenzene	120-82-1	<0.50
Chloromethane	74-87-3	<5.0	1,1,1-Trichloroethane	71-55-6	<0.50
2-Chlorotoluene	95-49-8	<0.50	1,1,2-Trichloroethane	79-00-5	<0.50
4-Chlorotoluene	106-43-4	<0.50	Trichloroethene	79-01-6	<0.50
Dibromochloromethane	124-48-1	<0.50	Trichlorofluoromethane	75-69-4	<2.0
1,2-Dibromo-3-chloropropane	96-12-8	<2.0	1,2,3-Trichloropropane	96-18-4	<0.50
1,2-Dibromoethane	106-93-4	<0.50	1,2,4-Trimethylbenzene	95-63-6	<0.50
Dibromomethane	74-95-3	<0.50	1,3,5-Trimethylbenzene	108-67-8	<0.50
1,2-Dichlorobenzene	95-50-1	<0.50	Vinyl Chloride	75-01-4	<0.50
1,3-Dichlorobenzene	541-73-1	<0.50	Xylenes, Total	1330-20-7	<2.0
1,4-Dichlorobenzene	106-46-7	<0.50			
1,1-Dichloroethane	75-34-3	<0.50			
1,2-Dichloroethane	107-06-2	<0.50			
1,1-Dichloroethene	75-35-4	<0.50			
cis-1,2-Dichloroethene	156-59-2	<0.50			
trans-1,2-Dichloroethene	156-60-5	<0.50			
Dichlorodifluoromethane	75-71-8	<2.0			
1,2-Dichloropropane	78-87-5	<1.0			
1,3-Dichloropropane	142-28-9	<0.50			
2,2-Dichloropropane	594-20-7	<0.50			
1,1-Dichloropropene	563-58-6	<0.50			
cis-1,3-Dichloropropene	10061-01-5	<0.50			
trans-1,3-Dichloropropene	10061-02-6	<0.50			
Ethylbenzene	100-41-4	<0.50			

Surrogate:	% RC	Acceptable % RC
Dibromofluoromethane:	112	58-130 %
Toluene-d8:	81	58-130 %
4-Bromofluorobenzene:	77	53-130 %

Dilution Factor: 1

Data Qualifiers: None

Mr. Chris Jacquemin
Tetra Tech, Inc.
3822 E. University Dr
Phoenix, AZ, 85034

Lab Reference #: TTI AZ10393
Project Name: Hwy 260 + Johnson Ln
Project #: 117-1303066, T.2.0

Volatile Organics by GC/MS (EPA 8260B)

Client Sample ID	Lab Sample Number	Date Received	Date Sampled	Date Extracted	Date Analyzed	Matrix
Shumway-Well	AZ10393-014	10/21/2016	10/20/2016	10/27/2016	10/27/2016	Water

ANALYTE	CAS #	µg/L	ANALYTE	CAS #	µg/L
Benzene	71-43-2	<0.50	Hexachlorobutadiene	87-68-3	<0.50
Bromobenzene	108-86-1	<0.50	Isopropylbenzene	98-82-8	<0.50
Bromochloromethane	74-97-5	<0.50	4-Isopropyltoluene	99-87-6	<0.50
Bromodichloromethane	75-27-4	<1.0	Methyl t-butyl ether (MTBE)	1634-04-4	<1.0
Bromoform	75-25-2	<0.50	Naphthalene	91-20-3	<0.50
Bromomethane	74-83-9	<5.0	n-Propylbenzene	103-65-1	<0.50
n-Butylbenzene	104-51-8	<0.50	Styrene	100-42-5	<0.50
sec-Butylbenzene	135-98-8	<0.50	1,1,1,2-Tetrachloroethane	630-20-6	<0.50
tert-Butylbenzene	98-06-6	<0.50	1,1,2,2-Tetrachloroethane	79-34-5	<0.50
Carbon tetrachloride	56-23-5	<0.50	Tetrachloroethene	127-18-4	0.63
Chlorobenzene	108-90-7	<0.50	Toluene	108-88-3	<0.50
Chloroethane	75-00-3	<5.0	1,2,3-Trichlorobenzene	87-61-6	<0.50
Chloroform	67-66-3	<0.50	1,2,4-Trichlorobenzene	120-82-1	<0.50
Chloromethane	74-87-3	<5.0	1,1,1-Trichloroethane	71-55-6	<0.50
2-Chlorotoluene	95-49-8	<0.50	1,1,2-Trichloroethane	79-00-5	<0.50
4-Chlorotoluene	106-43-4	<0.50	Trichloroethene	79-01-6	<0.50
Dibromochloromethane	124-48-1	<0.50	Trichlorofluoromethane	75-69-4	<2.0
1,2-Dibromo-3-chloropropane	96-12-8	<2.0	1,2,3-Trichloropropane	96-18-4	<0.50
1,2-Dibromoethane	106-93-4	<0.50	1,2,4-Trimethylbenzene	95-63-6	<0.50
Dibromomethane	74-95-3	<0.50	1,3,5-Trimethylbenzene	108-67-8	<0.50
1,2-Dichlorobenzene	95-50-1	<0.50	Vinyl Chloride	75-01-4	<0.50
1,3-Dichlorobenzene	541-73-1	<0.50	Xylenes, Total	1330-20-7	<2.0
1,4-Dichlorobenzene	106-46-7	<0.50			
1,1-Dichloroethane	75-34-3	<0.50			
1,2-Dichloroethane	107-06-2	<0.50			
1,1-Dichloroethene	75-35-4	<0.50			
cis-1,2-Dichloroethene	156-59-2	<0.50			
trans-1,2-Dichloroethene	156-60-5	<0.50			
Dichlorodifluoromethane	75-71-8	<2.0			
1,2-Dichloropropane	78-87-5	<1.0			
1,3-Dichloropropane	142-28-9	<0.50			
2,2-Dichloropropane	594-20-7	<0.50			
1,1-Dichloropropene	563-58-6	<0.50			
cis-1,3-Dichloropropene	10061-01-5	<0.50			
trans-1,3-Dichloropropene	10061-02-6	<0.50			
Ethylbenzene	100-41-4	<0.50			

Surrogate:	% RC	Acceptable % RC
Dibromofluoromethane:	110	58-130 %
Toluene-d8:	80	58-130 %
4-Bromofluorobenzene:	76	53-130 %

Dilution Factor: 1

Data Qualifiers: None

Mr. Chris Jacquemin
Tetra Tech, Inc.
3822 E. University Dr
Phoenix, AZ, 85034

Lab Reference #: TTI AZ10393
Project Name: Hwy 260 + Johnson Ln
Project #: 117-1303066, T.2.0

Volatile Organics by GC/MS (EPA 8260B)

Client Sample ID	Lab Sample Number	Date Received	Date Sampled	Date Extracted	Date Analyzed	Matrix
White fang 13	AZ10393-015	10/21/2016	10/18/2016	10/27/2016	10/27/2016	Water

ANALYTE	CAS #	µg/L	ANALYTE	CAS #	µg/L
Benzene	71-43-2	<0.50	Hexachlorobutadiene	87-68-3	<0.50
Bromobenzene	108-86-1	<0.50	Isopropylbenzene	98-82-8	<0.50
Bromochloromethane	74-97-5	<0.50	4-Isopropyltoluene	99-87-6	<0.50
Bromodichloromethane	75-27-4	<1.0	Methyl t-butyl ether (MTBE)	1634-04-4	<1.0
Bromoform	75-25-2	<0.50	Naphthalene	91-20-3	<0.50
Bromomethane	74-83-9	<5.0	n-Propylbenzene	103-65-1	<0.50
n-Butylbenzene	104-51-8	<0.50	Styrene	100-42-5	<0.50
sec-Butylbenzene	135-98-8	<0.50	1,1,1,2-Tetrachloroethane	630-20-6	<0.50
tert-Butylbenzene	98-06-6	<0.50	1,1,2,2-Tetrachloroethane	79-34-5	<0.50
Carbon tetrachloride	56-23-5	<0.50	Tetrachloroethene	127-18-4	4.6
Chlorobenzene	108-90-7	<0.50	Toluene	108-88-3	<0.50
Chloroethane	75-00-3	<5.0	1,2,3-Trichlorobenzene	87-61-6	<0.50
Chloroform	67-66-3	<0.50	1,2,4-Trichlorobenzene	120-82-1	<0.50
Chloromethane	74-87-3	<5.0	1,1,1-Trichloroethane	71-55-6	<0.50
2-Chlorotoluene	95-49-8	<0.50	1,1,2-Trichloroethane	79-00-5	<0.50
4-Chlorotoluene	106-43-4	<0.50	Trichloroethene	79-01-6	0.57
Dibromochloromethane	124-48-1	<0.50	Trichlorofluoromethane	75-69-4	<2.0
1,2-Dibromo-3-chloropropane	96-12-8	<2.0	1,2,3-Trichloropropane	96-18-4	<0.50
1,2-Dibromoethane	106-93-4	<0.50	1,2,4-Trimethylbenzene	95-63-6	<0.50
Dibromomethane	74-95-3	<0.50	1,3,5-Trimethylbenzene	108-67-8	<0.50
1,2-Dichlorobenzene	95-50-1	<0.50	Vinyl Chloride	75-01-4	<0.50
1,3-Dichlorobenzene	541-73-1	<0.50	Xylenes, Total	1330-20-7	<2.0
1,4-Dichlorobenzene	106-46-7	<0.50			
1,1-Dichloroethane	75-34-3	<0.50			
1,2-Dichloroethane	107-06-2	<0.50			
1,1-Dichloroethene	75-35-4	<0.50			
cis-1,2-Dichloroethene	156-59-2	<0.50			
trans-1,2-Dichloroethene	156-60-5	<0.50			
Dichlorodifluoromethane	75-71-8	<2.0			
1,2-Dichloropropane	78-87-5	<1.0			
1,3-Dichloropropane	142-28-9	<0.50			
2,2-Dichloropropane	594-20-7	<0.50			
1,1-Dichloropropene	563-58-6	<0.50			
cis-1,3-Dichloropropene	10061-01-5	<0.50			
trans-1,3-Dichloropropene	10061-02-6	<0.50			
Ethylbenzene	100-41-4	<0.50			

Surrogate:	% RC	Acceptable % RC
Dibromofluoromethane:	111	58-130 %
Toluene-d8:	81	58-130 %
4-Bromofluorobenzene:	77	53-130 %

Dilution Factor: 1

Data Qualifiers: None

Mr. Chris Jacquemin
Tetra Tech, Inc.
3822 E. University Dr
Phoenix, AZ, 85034

Lab Reference #: TTI AZ10393
Project Name: Hwy 260 + Johnson Ln
Project #: 117-1303066, T.2.0

Volatile Organics by GC/MS (EPA 8260B)

Client Sample ID	Lab Sample Number	Date Received	Date Sampled	Date Extracted	Date Analyzed	Matrix
Williams-Well	AZ10393-016	10/21/2016	10/20/2016	10/27/2016	10/27/2016	Water

ANALYTE	CAS #	µg/L	ANALYTE	CAS #	µg/L
Benzene	71-43-2	<0.50	Hexachlorobutadiene	87-68-3	<0.50
Bromobenzene	108-86-1	<0.50	Isopropylbenzene	98-82-8	<0.50
Bromochloromethane	74-97-5	<0.50	4-Isopropyltoluene	99-87-6	<0.50
Bromodichloromethane	75-27-4	<1.0	Methyl t-butyl ether (MTBE)	1634-04-4	<1.0
Bromoform	75-25-2	<0.50	Naphthalene	91-20-3	<0.50
Bromomethane	74-83-9	<5.0	n-Propylbenzene	103-65-1	<0.50
n-Butylbenzene	104-51-8	<0.50	Styrene	100-42-5	<0.50
sec-Butylbenzene	135-98-8	<0.50	1,1,1,2-Tetrachloroethane	630-20-6	<0.50
tert-Butylbenzene	98-06-6	<0.50	1,1,2,2-Tetrachloroethane	79-34-5	<0.50
Carbon tetrachloride	56-23-5	<0.50	Tetrachloroethene	127-18-4	<0.50
Chlorobenzene	108-90-7	<0.50	Toluene	108-88-3	<0.50
Chloroethane	75-00-3	<5.0	1,2,3-Trichlorobenzene	87-61-6	<0.50
Chloroform	67-66-3	<0.50	1,2,4-Trichlorobenzene	120-82-1	<0.50
Chloromethane	74-87-3	<5.0	1,1,1-Trichloroethane	71-55-6	<0.50
2-Chlorotoluene	95-49-8	<0.50	1,1,2-Trichloroethane	79-00-5	<0.50
4-Chlorotoluene	106-43-4	<0.50	Trichloroethene	79-01-6	<0.50
Dibromochloromethane	124-48-1	<0.50	Trichlorofluoromethane	75-69-4	<2.0
1,2-Dibromo-3-chloropropane	96-12-8	<2.0	1,2,3-Trichloropropane	96-18-4	<0.50
1,2-Dibromoethane	106-93-4	<0.50	1,2,4-Trimethylbenzene	95-63-6	<0.50
Dibromomethane	74-95-3	<0.50	1,3,5-Trimethylbenzene	108-67-8	<0.50
1,2-Dichlorobenzene	95-50-1	<0.50	Vinyl Chloride	75-01-4	<0.50
1,3-Dichlorobenzene	541-73-1	<0.50	Xylenes, Total	1330-20-7	<2.0
1,4-Dichlorobenzene	106-46-7	<0.50			
1,1-Dichloroethane	75-34-3	<0.50			
1,2-Dichloroethane	107-06-2	<0.50			
1,1-Dichloroethene	75-35-4	<0.50			
cis-1,2-Dichloroethene	156-59-2	<0.50			
trans-1,2-Dichloroethene	156-60-5	<0.50			
Dichlorodifluoromethane	75-71-8	<2.0			
1,2-Dichloropropane	78-87-5	<1.0			
1,3-Dichloropropane	142-28-9	<0.50			
2,2-Dichloropropane	594-20-7	<0.50			
1,1-Dichloropropene	563-58-6	<0.50			
cis-1,3-Dichloropropene	10061-01-5	<0.50			
trans-1,3-Dichloropropene	10061-02-6	<0.50			
Ethylbenzene	100-41-4	<0.50			

Surrogate:	% RC	Acceptable % RC
Dibromofluoromethane:	112	58-130 %
Toluene-d8:	81	58-130 %
4-Bromofluorobenzene:	77	53-130 %

Dilution Factor: 1

Data Qualifiers: None

Mr. Chris Jacquemin
Tetra Tech, Inc.
3822 E. University Dr
Phoenix, AZ, 85034

Lab Reference #: TTI AZ10393
Project Name: Hwy 260 + Johnson Ln
Project #: 117-1303066, T.2.0

Volatile Organics by GC/MS (EPA 8260B)

Client Sample ID	Lab Sample Number	Date Received	Date Sampled	Date Extracted	Date Analyzed	Matrix
Trip Blank	AZ10393-017	10/21/2016	10/17/2016	10/27/2016	10/27/2016	Water

ANALYTE	CAS #	µg/L	ANALYTE	CAS #	µg/L
Benzene	71-43-2	<0.50	Hexachlorobutadiene	87-68-3	<0.50
Bromobenzene	108-86-1	<0.50	Isopropylbenzene	98-82-8	<0.50
Bromochloromethane	74-97-5	<0.50	4-Isopropyltoluene	99-87-6	<0.50
Bromodichloromethane	75-27-4	<1.0	Methyl t-butyl ether (MTBE)	1634-04-4	<1.0
Bromoform	75-25-2	<0.50	Naphthalene	91-20-3	<0.50
Bromomethane	74-83-9	<5.0	n-Propylbenzene	103-65-1	<0.50
n-Butylbenzene	104-51-8	<0.50	Styrene	100-42-5	<0.50
sec-Butylbenzene	135-98-8	<0.50	1,1,1,2-Tetrachloroethane	630-20-6	<0.50
tert-Butylbenzene	98-06-6	<0.50	1,1,2,2-Tetrachloroethane	79-34-5	<0.50
Carbon tetrachloride	56-23-5	<0.50	Tetrachloroethene	127-18-4	<0.50
Chlorobenzene	108-90-7	<0.50	Toluene	108-88-3	<0.50
Chloroethane	75-00-3	<5.0	1,2,3-Trichlorobenzene	87-61-6	<0.50
Chloroform	67-66-3	<0.50	1,2,4-Trichlorobenzene	120-82-1	<0.50
Chloromethane	74-87-3	<5.0	1,1,1-Trichloroethane	71-55-6	<0.50
2-Chlorotoluene	95-49-8	<0.50	1,1,2-Trichloroethane	79-00-5	<0.50
4-Chlorotoluene	106-43-4	<0.50	Trichloroethene	79-01-6	<0.50
Dibromochloromethane	124-48-1	<0.50	Trichlorofluoromethane	75-69-4	<2.0
1,2-Dibromo-3-chloropropane	96-12-8	<2.0	1,2,3-Trichloropropane	96-18-4	<0.50
1,2-Dibromoethane	106-93-4	<0.50	1,2,4-Trimethylbenzene	95-63-6	<0.50
Dibromomethane	74-95-3	<0.50	1,3,5-Trimethylbenzene	108-67-8	<0.50
1,2-Dichlorobenzene	95-50-1	<0.50	Vinyl Chloride	75-01-4	<0.50
1,3-Dichlorobenzene	541-73-1	<0.50	Xylenes, Total	1330-20-7	<2.0
1,4-Dichlorobenzene	106-46-7	<0.50			
1,1-Dichloroethane	75-34-3	<0.50			
1,2-Dichloroethane	107-06-2	<0.50			
1,1-Dichloroethene	75-35-4	<0.50			
cis-1,2-Dichloroethene	156-59-2	<0.50			
trans-1,2-Dichloroethene	156-60-5	<0.50			
Dichlorodifluoromethane	75-71-8	<2.0			
1,2-Dichloropropane	78-87-5	<1.0			
1,3-Dichloropropane	142-28-9	<0.50			
2,2-Dichloropropane	594-20-7	<0.50			
1,1-Dichloropropene	563-58-6	<0.50			
cis-1,3-Dichloropropene	10061-01-5	<0.50			
trans-1,3-Dichloropropene	10061-02-6	<0.50			
Ethylbenzene	100-41-4	<0.50			

Surrogate:	% RC	Acceptable % RC
Dibromofluoromethane:	108	58-130 %
Toluene-d8:	81	58-130 %
4-Bromofluorobenzene:	78	53-130 %

Dilution Factor: 1

Data Qualifiers: None

Mr. Chris Jacquemin
Tetra Tech, Inc.
3822 E. University Dr
Phoenix, AZ, 85034

Lab Reference #: TTI AZ10393
Project Name: Hwy 260 + Johnson Ln
Project #: 117-1303066, T.2.0

Volatile Organics by GC/MS (EPA 8260B)

Client Sample ID	Lab Sample Number	Date Received	Date Sampled	Date Extracted	Date Analyzed	Matrix
Method Blank	MBHT1025161			10/25/2016	10/25/2016	Water

ANALYTE	CAS #	µg/L	ANALYTE	CAS #	µg/L
Benzene	71-43-2	<0.50	Hexachlorobutadiene	87-68-3	<0.50
Bromobenzene	108-86-1	<0.50	Isopropylbenzene	98-82-8	<0.50
Bromochloromethane	74-97-5	<0.50	4-Isopropyltoluene	99-87-6	<0.50
Bromodichloromethane	75-27-4	<1.0	Methyl t-butyl ether (MTBE)	1634-04-4	<1.0
Bromoform	75-25-2	<0.50	Naphthalene	91-20-3	<0.50
Bromomethane	74-83-9	<5.0	n-Propylbenzene	103-65-1	<0.50
n-Butylbenzene	104-51-8	<0.50	Styrene	100-42-5	<0.50
sec-Butylbenzene	135-98-8	<0.50	1,1,1,2-Tetrachloroethane	630-20-6	<0.50
tert-Butylbenzene	98-06-6	<0.50	1,1,2,2-Tetrachloroethane	79-34-5	<0.50
Carbon tetrachloride	56-23-5	<0.50	Tetrachloroethene	127-18-4	<0.50
Chlorobenzene	108-90-7	<0.50	Toluene	108-88-3	<0.50
Chloroethane	75-00-3	<5.0	1,2,3-Trichlorobenzene	87-61-6	<0.50
Chloroform	67-66-3	<0.50	1,2,4-Trichlorobenzene	120-82-1	<0.50
Chloromethane	74-87-3	<5.0	1,1,1-Trichloroethane	71-55-6	<0.50
2-Chlorotoluene	95-49-8	<0.50	1,1,2-Trichloroethane	79-00-5	<0.50
4-Chlorotoluene	106-43-4	<0.50	Trichloroethene	79-01-6	<0.50
Dibromochloromethane	124-48-1	<0.50	Trichlorofluoromethane	75-69-4	<2.0
1,2-Dibromo-3-chloropropane	96-12-8	<2.0	1,2,3-Trichloropropane	96-18-4	<0.50
1,2-Dibromoethane	106-93-4	<0.50	1,2,4-Trimethylbenzene	95-63-6	<0.50
Dibromomethane	74-95-3	<0.50	1,3,5-Trimethylbenzene	108-67-8	<0.50
1,2-Dichlorobenzene	95-50-1	<0.50	Vinyl chloride	75-01-4	<0.50
1,3-Dichlorobenzene	541-73-1	<0.50	Xylenes, Total	1330-20-7	<2.0
1,4-Dichlorobenzene	106-46-7	<0.50			
1,1-Dichloroethane	75-34-3	<0.50			
1,2-Dichloroethane	107-06-2	<0.50			
1,1-Dichloroethene	75-35-4	<0.50			
cis-1,2-Dichloroethene	156-59-2	<0.50			
trans-1,2-Dichloroethene	156-60-5	<0.50			
Dichlorodifluoromethane	75-71-8	<2.0			
1,2-Dichloropropane	78-87-5	<1.0			
1,3-Dichloropropane	142-28-9	<0.50			
2,2-Dichloropropane	594-20-7	<0.50			
1,1-Dichloropropene	563-58-6	<0.50			
cis-1,3-Dichloropropene	10061-01-5	<0.50			
trans-1,3-Dichloropropene	10061-02-6	<0.50			
Ethylbenzene	100-41-4	<0.50			

Surrogate:	% RC	Acceptable % RC
Dibromofluoromethane:	104	58-130 %
Toluene-d8:	82	58-130 %
4-Bromofluorobenzene:	79	53-130 %

Dilution Factor: 1

Data Qualifiers: None

Mr. Chris Jacquemin
Tetra Tech, Inc.
3822 E. University Dr
Phoenix, AZ, 85034

Lab Reference #: TTI AZ10393
Project Name: Hwy 260 + Johnson Ln
Project #: 117-1303066, T.2.0

Volatile Organics by GC/MS (EPA 8260B)

Client Sample ID	Lab Sample Number	Date Received	Date Sampled	Date Extracted	Date Analyzed	Matrix
Method Blank	MBHT1027161			10/27/2016	10/27/2016	Water

ANALYTE	CAS #	µg/L	ANALYTE	CAS #	µg/L
Benzene	71-43-2	<0.50	Hexachlorobutadiene	87-68-3	<0.50
Bromobenzene	108-86-1	<0.50	Isopropylbenzene	98-82-8	<0.50
Bromochloromethane	74-97-5	<0.50	4-Isopropyltoluene	99-87-6	<0.50
Bromodichloromethane	75-27-4	<1.0	Methyl t-butyl ether (MTBE)	1634-04-4	<1.0
Bromoform	75-25-2	<0.50	Naphthalene	91-20-3	<0.50
Bromomethane	74-83-9	<5.0	n-Propylbenzene	103-65-1	<0.50
n-Butylbenzene	104-51-8	<0.50	Styrene	100-42-5	<0.50
sec-Butylbenzene	135-98-8	<0.50	1,1,1,2-Tetrachloroethane	630-20-6	<0.50
tert-Butylbenzene	98-06-6	<0.50	1,1,2,2-Tetrachloroethane	79-34-5	<0.50
Carbon tetrachloride	56-23-5	<0.50	Tetrachloroethene	127-18-4	<0.50
Chlorobenzene	108-90-7	<0.50	Toluene	108-88-3	<0.50
Chloroethane	75-00-3	<5.0	1,2,3-Trichlorobenzene	87-61-6	<0.50
Chloroform	67-66-3	<0.50	1,2,4-Trichlorobenzene	120-82-1	<0.50
Chloromethane	74-87-3	<5.0	1,1,1-Trichloroethane	71-55-6	<0.50
2-Chlorotoluene	95-49-8	<0.50	1,1,2-Trichloroethane	79-00-5	<0.50
4-Chlorotoluene	106-43-4	<0.50	Trichloroethene	79-01-6	<0.50
Dibromochloromethane	124-48-1	<0.50	Trichlorofluoromethane	75-69-4	<2.0
1,2-Dibromo-3-chloropropane	96-12-8	<2.0	1,2,3-Trichloropropane	96-18-4	<0.50
1,2-Dibromoethane	106-93-4	<0.50	1,2,4-Trimethylbenzene	95-63-6	<0.50
Dibromomethane	74-95-3	<0.50	1,3,5-Trimethylbenzene	108-67-8	<0.50
1,2-Dichlorobenzene	95-50-1	<0.50	Vinyl chloride	75-01-4	<0.50
1,3-Dichlorobenzene	541-73-1	<0.50	Xylenes, Total	1330-20-7	<2.0
1,4-Dichlorobenzene	106-46-7	<0.50			
1,1-Dichloroethane	75-34-3	<0.50			
1,2-Dichloroethane	107-06-2	<0.50			
1,1-Dichloroethene	75-35-4	<0.50			
cis-1,2-Dichloroethene	156-59-2	<0.50			
trans-1,2-Dichloroethene	156-60-5	<0.50			
Dichlorodifluoromethane	75-71-8	<2.0			
1,2-Dichloropropane	78-87-5	<1.0			
1,3-Dichloropropane	142-28-9	<0.50			
2,2-Dichloropropane	594-20-7	<0.50			
1,1-Dichloropropene	563-58-6	<0.50			
cis-1,3-Dichloropropene	10061-01-5	<0.50			
trans-1,3-Dichloropropene	10061-02-6	<0.50			
Ethylbenzene	100-41-4	<0.50			

Surrogate:	% RC	Acceptable % RC
Dibromofluoromethane:	109	58-130 %
Toluene-d8:	82	58-130 %
4-Bromofluorobenzene:	78	53-130 %

Dilution Factor: 1

Data Qualifiers: None

QA/QC Report
for
Volatile Organic Compounds (EPA 8260B)

Reporting units: ppb

Matrix Spike (MS) / Matrix Spike Duplicate (MSD)

Date of Extraction: 10/25/2016
Date of Analysis: 10/25/2016
Dup Date of Analysis: 10/25/2016
Laboratory Sample #: 22432-001
MS/MSD Qualifiers: None
Reference #: TTI AZ10393

Analyte	R1	SPC CONC	MS	MSD	%MS	%MSD	RPD	ACP %MS	ACP RPD	Qual
1,1-Dichloroethene	0.00	10.0	9.72	10.0	97	100	3	56-130	20	☐
Benzene	0.00	10.0	11.1	11.0	111	110	1	70-130	20	☐
Trichloroethene	0.550	10.0	12.5	12.7	119	121	2	69-130	20	☐
Toluene	0.00	10.0	9.97	9.96	100	100	0	68-130	20	☐
Chlorobenzene	0.00	10.0	11.1	11.1	111	111	0	70-130	20	☐

Surrogate Recoveries for Spike Samples

Surrogate (%RC)	MS	MSD	Qual	LCS	LCSD	Qual	ACP % RC
Dibromofluoromethane	104	104	☐	104	102	☐	58-130
Toluene-d8	82	83	☐	82	82	☐	58-130
4-Bromofluorobenzene	80	80	☐	80	80	☐	53-130

Laboratory Control Sample

Date of Extraction: 10/25/2016
Date of Analysis: 10/25/2016
Dup Date of Analysis: 10/25/2016
Laboratory Sample #: HT1025161
LCS Qualifiers: None

Analyte	SPC CONC	LCS	LCSD	%LCS	%LCSD	RPD	ACP %LCS	ACP RPD	Qual
1,1-Dichloroethene	10.0	9.68	9.01	97	90	7	59-130	20	☐
Benzene	10.0	10.6	10.4	106	104	2	70-130	20	☐
Trichloroethene	10.0	11.4	11.1	114	111	3	70-130	20	☐
Toluene	10.0	9.49	9.26	95	93	2	70-130	20	☐
Chlorobenzene	10.0	10.5	10.4	105	104	1	70-130	20	☐

QA/QC Report
for
Volatile Organic Compounds (EPA 8260B)
Reporting units: ppb

Matrix Spike (MS) / Matrix Spike Duplicate (MSD)

Date of Extraction: 10/27/2016
Date of Analysis: 10/27/2016
Dup Date of Analysis: 10/27/2016
Laboratory Sample #: AZ10393-014
MS/MSD Qualifiers: None
Reference #: TTI AZ10393

Analyte	R1	SPC CONC	MS	MSD	%MS	%MSD	RPD	ACP %MS	ACP RPD	Qual
1,1-Dichloroethene	0.00	10.0	10.3	9.82	103	98	5	56-130	20	☐
Benzene	0.00	10.0	11.3	11.2	113	112	1	70-130	20	☐
Trichloroethene	0.00	10.0	12.4	12.4	124	124	0	69-130	20	☐
Toluene	0.00	10.0	9.91	9.66	99	97	3	68-130	20	☐
Chlorobenzene	0.00	10.0	10.9	10.9	109	109	0	70-130	20	☐

Surrogate Recoveries for Spike Samples

Surrogate (%RC)	MS	MSD	Qual	LCS	LCSD	Qual	ACP % RC
Dibromofluoromethane	108	108	☐	108	107	☐	58-130
Toluene-d8	81	80	☐	80	80	☐	58-130
4-Bromofluorobenzene	80	80	☐	79	79	☐	53-130

Laboratory Control Sample

Date of Extraction: 10/27/2016
Date of Analysis: 10/27/2016
Dup Date of Analysis: 10/27/2016
Laboratory Sample #: HT1027161
LCS Qualifiers: None

Analyte	SPC CONC	LCS	LCSD	%LCS	%LCSD	RPD	ACP %LCS	ACP RPD	Qual
1,1-Dichloroethene	10.0	10.3	9.64	103	96	7	59-130	20	☐
Benzene	10.0	11.1	10.7	111	107	4	70-130	20	☐
Trichloroethene	10.0	12.4	11.6	124	116	7	70-130	20	☐
Toluene	10.0	9.72	9.33	97	93	4	70-130	20	☐
Chlorobenzene	10.0	10.9	10.5	109	105	4	70-130	20	☐

Definition of terms:

R1	Result of unspiked laboratory sample used for matrix spike determination.
SP CONC (or Spike Conc.)	Spike concentration added to sample or blank
MS	Matrix Spike sample result
MSD	Matrix Spike Duplicate sample result
%MS	Percent recovery of MS: {(MS-R1) / SP CONC} x100
%MSD	Percent recovery of MSD: {(MSD-R1) / SP CONC} x 100
RPD (for MS/MSD)	Relative Percent Difference: {(MS-MSD) / (MS+MSD)} x 100 x 2
LCS	Laboratory Control Sample result
LCSD	Laboratory Control Sample Duplicate result
%LCS	Percent recovery of LCS: {(LCS) / SP CONC} x100
%LCSD	Percent recovery of LCSD: {(LCSD) / SP CONC} x 100
RPD (for LCS/LCSD)	Relative Percent Difference: {(LCS-LCSD) / (LCS+LCSD)} x 100 x 2
ACP %LCS	Acceptable percent recovery range for Laboratory Control Samples.
ACP %MS	Acceptable percent recovery range for Matrix Spike samples
ACP RPD	Acceptable Relative Percent Difference
D	Detectable, result must be greater than zero
Qual	A checked box indicates a data qualifier was utilized and/or required for this analyte see attached explanation.
ND	Analyte Not Detected

Analysis Request and Chain of Custody Record

Lab Job No: AZ10393
Page 1 of 2

ORANGE COAST ANALYTICAL, INC. www.ocalab.com
3002 Dow, Suite 532
Tustin, CA 92780
(714) 832-0064 Fax (714) 832-0067

4620 E. Elwood, Suite 4
Phoenix, AZ 85040
(480) 736-0960 Fax (480) 736-0970

CUSTOMER INFORMATION		PROJECT INFORMATION	
COMPANY:	Tetra Tech	PROJECT NAME:	HWY 260 & Johnson Ln
SEND REPORT TO:	Chris Jaczuemin	NUMBER:	117-1303066, T.2.0
ADDRESS:	3822 E. University Dr PHX, AZ 85034	ADDRESS:	Lakeside, AZ
EMAIL:	chris.jaczuemin@tetratech.com	P.O. #:	
PHONE:	602-682-3356 FAX: 602-682-3315	SAMPLED BY:	N. Babb & M. Hearns

REQUIRED TAT: Normal

SAMPLE ID	NO. OF CONTAINERS	SAMPLE DATE	SAMPLE TIME	SAMPLE MATRIX	ANAYSIS / CONTAINER / PRESERVATIVE: 8260B	REMARKS / PRECAUTIONS
Earl S-well	2	10-18-16	11:35	GW	X	AZ10393-001
Gardner-well		10-19-16	13:02		X	-002
Kenola #1		10-17-16	11:53		X	-003
Kenola #1R			13:25		X	-004
Kenola #2			14:09		X	-005
Kenola #3N			15:00		X	-006
LDS-~~church~~ well		10-19-16	9:43		X	-007
Lee-well			16:20		X	-008
Marinello-well		10-17-16	11:10		X	-009
P.top-L. side Schl-well		10-18-16	17:45		X	-010
Rhoton E-well			10:25		X	-011
Rhoton N-well			10:00		X	-012
Rhoton NW-well			9:30		X	-013
Shumway-well		10-20-16	10:12		X	-014

Total No. of Samples: 17 Method of Shipment: Self Delivery Preservative: 1 = Ice 2 = HCl 3 = HNO_3 4 = H_2SO_4 5 = NaOH 6 = Other

Relinquished By:	Date/Time:	Received By:	Date/Time:
[signature]	10-21-16 / 13:45	[signature]	10/21/16 13:45
[signature]	10/21/16 14:10	[signature]	10-21-16 1410

Sample Matrix:
DW - Drinking Water
GW - Groundwater
WW - Wastewater
SS - Soil/Solid
OT- Other

Sample Integrity:
Intact Y
On Ice Y 3.4 °C

All samples remain the property of the client who is responsible for disposal. A disposal fee may be imposed if client fails to pickup samples.

Analysis Request and Chain of Custody Record

Lab Job No: AZ10393
Page 2 of 2

ORANGE COAST ANALYTICAL, INC. www.ocalab.com
3002 Dow, Suite 532
Tustin, CA 92780
(714) 832-0064 Fax (714) 832-0067

4620 E. Elwood, Suite 4
Phoenix, AZ 85040
(480) 736-0960 Fax (480) 736-0970

CUSTOMER INFORMATION	PROJECT INFORMATION
COMPANY: Tetra Tech	PROJECT NAME: HWY 260 & JOHNSON LN.
SEND REPORT TO: Chris Jacquemin	NUMBER: 117-1303063, T.2.0
ADDRESS: 3822 E. University Dr PHX, AZ 85034	ADDRESS: Lakeside, AZ
EMAIL: chris.jacquemin@tetratech.com	P.O #:
PHONE: 602-682-3356 FAX: 602-682-3315	SAMPLED BY: N. Babb & M. Hearns

REQUIRED TAT: Normal

SAMPLE ID	NO. OF CONTAINERS	SAMPLE DATE	SAMPLE TIME	SAMPLE MATRIX	ANAYSIS / CONTAINER / PRESERVATIVE: 8260B	REMARKS / PRECAUTIONS
White Fan 13	2	10-18-16	15:00	GW	X	AZ10393-015
Williams-well	2	10-20-16	9:15	↓	X	-016
Trip Blank	1	10-17-16	9:00	AQ	X	-017

Total No. of Samples: 17 Method of Shipment: Self Delivery

Preservative: 1 = Ice 2 = HCl 3 = HNO_3 4 = H_2SO_4 5 = NaOH 6 = Other

Relinquished By:	Date/Time:	Received By:	Date/Time:
[signature]	10-21-16 / ~~13:30~~ 13:45	[signature]	10/21/16 13:45
[signature]	10-21-16 14:10	[signature]	10-21-16 1410

Sample Matrix: DW - Drinking Water; GW - Groundwater; WW - Wastewater; SS - Soil/Solid; OT- Other

Sample Integrity: Intact Y On Ice Y 3.4°C

All samples remain the property of the client who is responsible for disposal. A disposal fee may be imposed if client fails to pickup samples.

Orange Coast Analytical, Inc.
3002 Dow, Suite 532, Tustin, CA 92780 (714) 832-0064 Fax (714) 832-0067
4620 E. Elwood, Suite 4, Phoenix, AZ 85040 (480) 736-0960 Fax (480) 736-0970

LABORATORY REPORT FORM

ORANGE COAST ANALYTICAL, INC.

4620 East Elwood Street, Suite 4 Phoenix, AZ 85040

(480) 736-0960

Laboratory Certification (ADHS) No.: AZ0558, AZ0646
Expiration Date: 2017

Laboratory Director's Name:
Mark Noorani

Client: Tetra Tech, Inc.

Laboratory Reference: TTI AZ10605

Project Name: Hwy 260 + Johnson Ln

Project Number: 117-1303066

Date Received: 2/23/2017

Date Reported: 3/9/2017

Chain of Custody Received: ☑

Analytical Method: 8260B,

Mark Noorani, Laboratory Director

© This report may only be reproduced in full. Any partial reproduction of this report requires written permission from Orange Coast Analytical, Inc.

Mr. Chris Jacquemin
Tetra Tech, Inc.
3822 E. University Dr
Phoenix, AZ, 85034

Lab Reference #: TTI AZ10605
Project Name: Hwy 260 + Johnson Ln
Project #: 117-1303066

Case Narrative

Sample Receipt:

All samples on the Chain of Custody were received by OCA at 2ºC, on ice.

Holding Times:

All samples were analyzed within required holding times unless otherwise noted in the data qualifier section of the report.

Analytical Methods:

Sample analysis was performed following the analytical methods listed on the cover page.

Data Qualifiers:

Within this report, data qualifiers may have been assigned to clarify deviations in common laboratory procedures or any divergence from laboratory QA/QC criteria. If a data qualifier has been used, it will appear in the back of the report along with its description. All method QA/QC criteria have been met unless otherwise noted in the data qualifier section.

Definition of Terms:

The definitions of common terms and acronyms used in the report have been placed at the back of the report to assist data users.

Comments:

None

Mr. Chris Jacquemin
Tetra Tech, Inc.
3822 E. University Dr
Phoenix, AZ, 85034

Lab Reference #: TTI AZ10605
Project Name: Hwy 260 + Johnson Ln
Project #: 117-1303066

Client Sample Summary

Client Sample ID	Lab Sample Number	Date Received	Date Sampled	Matrix
Rainbow Cabin Well	AZ10605-001	2/23/2017	2/22/2017	Water
Trip Blank	AZ10605-002	2/23/2017	2/22/2017	Water

Mr. Chris Jacquemin
Tetra Tech, Inc.
3822 E. University Dr
Phoenix, AZ, 85034

Lab Reference #: TTI AZ10605
Project Name: Hwy 260 + Johnson Ln
Project #: 117-1303066

Volatile Organics by GC/MS (EPA 8260B)

Client Sample ID	Lab Sample Number	Date Received	Date Sampled	Date Extracted	Date Analyzed	Matrix
Rainbow Cabin Well	AZ10605-001	2/23/2017	2/22/2017	2/27/2017	2/27/2017	Water

ANALYTE	CAS #	µg/L	ANALYTE	CAS #	µg/L
Benzene	71-43-2	<0.50	Hexachlorobutadiene	87-68-3	<0.50
Bromobenzene	108-86-1	<0.50	Isopropylbenzene	98-82-8	<0.50
Bromochloromethane	74-97-5	<0.50	4-Isopropyltoluene	99-87-6	<0.50
Bromodichloromethane	75-27-4	<1.0	Methyl t-butyl ether (MTBE)	1634-04-4	<1.0
Bromoform	75-25-2	<0.50	Naphthalene	91-20-3	<0.50
Bromomethane	74-83-9	<5.0	n-Propylbenzene	103-65-1	<0.50
n-Butylbenzene	104-51-8	<0.50	Styrene	100-42-5	<0.50
sec-Butylbenzene	135-98-8	<0.50	1,1,1,2-Tetrachloroethane	630-20-6	<0.50
tert-Butylbenzene	98-06-6	<0.50	1,1,2,2-Tetrachloroethane	79-34-5	<0.50
Carbon tetrachloride	56-23-5	<0.50	Tetrachloroethene	127-18-4	<0.50
Chlorobenzene	108-90-7	<0.50	Toluene	108-88-3	<0.50
Chloroethane	75-00-3	<5.0	1,2,3-Trichlorobenzene	87-61-6	<0.50
Chloroform	67-66-3	<0.50	1,2,4-Trichlorobenzene	120-82-1	<0.50
Chloromethane	74-87-3	<5.0	1,1,1-Trichloroethane	71-55-6	<0.50
2-Chlorotoluene	95-49-8	<0.50	1,1,2-Trichloroethane	79-00-5	<0.50
4-Chlorotoluene	106-43-4	<0.50	Trichloroethene	79-01-6	<0.50
Dibromochloromethane	124-48-1	<0.50	Trichlorofluoromethane	75-69-4	<2.0
1,2-Dibromo-3-chloropropane	96-12-8	<2.0	1,2,3-Trichloropropane	96-18-4	<0.50
1,2-Dibromoethane	106-93-4	<0.50	1,2,4-Trimethylbenzene	95-63-6	<0.50
Dibromomethane	74-95-3	<0.50	1,3,5-Trimethylbenzene	108-67-8	<0.50
1,2-Dichlorobenzene	95-50-1	<0.50	Vinyl Chloride	75-01-4	<0.50
1,3-Dichlorobenzene	541-73-1	<0.50	Xylenes, Total	1330-20-7	<2.0
1,4-Dichlorobenzene	106-46-7	<0.50			
1,1-Dichloroethane	75-34-3	<0.50			
1,2-Dichloroethane	107-06-2	<0.50			
1,1-Dichloroethene	75-35-4	<0.50			
cis-1,2-Dichloroethene	156-59-2	<0.50			
trans-1,2-Dichloroethene	156-60-5	<0.50			
Dichlorodifluoromethane	75-71-8	<2.0			
1,2-Dichloropropane	78-87-5	<1.0			
1,3-Dichloropropane	142-28-9	<0.50			
2,2-Dichloropropane	594-20-7	<0.50			
1,1-Dichloropropene	563-58-6	<0.50			
cis-1,3-Dichloropropene	10061-01-5	<0.50			
trans-1,3-Dichloropropene	10061-02-6	<0.50			
Ethylbenzene	100-41-4	<0.50			

Surrogate:	% RC	Acceptable % RC
Dibromofluoromethane:	116	50-130 %
Toluene-d8:	76	55-130 %
4-Bromofluorobenzene:	70	51-130 %

Dilution Factor: 1

Data Qualifiers: None

Mr. Chris Jacquemin
Tetra Tech, Inc.
3822 E. University Dr
Phoenix, AZ, 85034

Lab Reference #: TTI AZ10605
Project Name: Hwy 260 + Johnson Ln
Project #: 117-1303066

Volatile Organics by GC/MS (EPA 8260B)

Client Sample ID	Lab Sample Number	Date Received	Date Sampled	Date Extracted	Date Analyzed	Matrix
Trip Blank	AZ10605-002	2/23/2017	2/22/2017	2/27/2017	2/27/2017	Water

ANALYTE	CAS #	µg/L	ANALYTE	CAS #	µg/L
Benzene	71-43-2	<0.50	Hexachlorobutadiene	87-68-3	<0.50
Bromobenzene	108-86-1	<0.50	Isopropylbenzene	98-82-8	<0.50
Bromochloromethane	74-97-5	<0.50	4-Isopropyltoluene	99-87-6	<0.50
Bromodichloromethane	75-27-4	<1.0	Methyl t-butyl ether (MTBE)	1634-04-4	<1.0
Bromoform	75-25-2	<0.50	Naphthalene	91-20-3	<0.50
Bromomethane	74-83-9	<5.0	n-Propylbenzene	103-65-1	<0.50
n-Butylbenzene	104-51-8	<0.50	Styrene	100-42-5	<0.50
sec-Butylbenzene	135-98-8	<0.50	1,1,1,2-Tetrachloroethane	630-20-6	<0.50
tert-Butylbenzene	98-06-6	<0.50	1,1,2,2-Tetrachloroethane	79-34-5	<0.50
Carbon tetrachloride	56-23-5	<0.50	Tetrachloroethene	127-18-4	<0.50
Chlorobenzene	108-90-7	<0.50	Toluene	108-88-3	<0.50
Chloroethane	75-00-3	<5.0	1,2,3-Trichlorobenzene	87-61-6	<0.50
Chloroform	67-66-3	<0.50	1,2,4-Trichlorobenzene	120-82-1	<0.50
Chloromethane	74-87-3	<5.0	1,1,1-Trichloroethane	71-55-6	<0.50
2-Chlorotoluene	95-49-8	<0.50	1,1,2-Trichloroethane	79-00-5	<0.50
4-Chlorotoluene	106-43-4	<0.50	Trichloroethene	79-01-6	<0.50
Dibromochloromethane	124-48-1	<0.50	Trichlorofluoromethane	75-69-4	<2.0
1,2-Dibromo-3-chloropropane	96-12-8	<2.0	1,2,3-Trichloropropane	96-18-4	<0.50
1,2-Dibromoethane	106-93-4	<0.50	1,2,4-Trimethylbenzene	95-63-6	<0.50
Dibromomethane	74-95-3	<0.50	1,3,5-Trimethylbenzene	108-67-8	<0.50
1,2-Dichlorobenzene	95-50-1	<0.50	Vinyl Chloride	75-01-4	<0.50
1,3-Dichlorobenzene	541-73-1	<0.50	Xylenes, Total	1330-20-7	<2.0
1,4-Dichlorobenzene	106-46-7	<0.50			
1,1-Dichloroethane	75-34-3	<0.50			
1,2-Dichloroethane	107-06-2	<0.50			
1,1-Dichloroethene	75-35-4	<0.50			
cis-1,2-Dichloroethene	156-59-2	<0.50			
trans-1,2-Dichloroethene	156-60-5	<0.50			
Dichlorodifluoromethane	75-71-8	<2.0			
1,2-Dichloropropane	78-87-5	<1.0			
1,3-Dichloropropane	142-28-9	<0.50			
2,2-Dichloropropane	594-20-7	<0.50			
1,1-Dichloropropene	563-58-6	<0.50			
cis-1,3-Dichloropropene	10061-01-5	<0.50			
trans-1,3-Dichloropropene	10061-02-6	<0.50			
Ethylbenzene	100-41-4	<0.50			

Surrogate:	% RC	Acceptable % RC
Dibromofluoromethane:	115	50-130 %
Toluene-d8:	74	55-130 %
4-Bromofluorobenzene:	69	51-130 %

Dilution Factor: 1

Data Qualifiers: None

Mr. Chris Jacquemin
Tetra Tech, Inc.
3822 E. University Dr
Phoenix, AZ, 85034

Lab Reference #: TTI AZ10605
Project Name: Hwy 260 + Johnson Ln
Project #: 117-1303066

Volatile Organics by GC/MS (EPA 8260B)

Client Sample ID	Lab Sample Number	Date Received	Date Sampled	Date Extracted	Date Analyzed	Matrix
Method Blank	MBHT0227171			2/27/2017	2/27/2017	Water

ANALYTE	CAS #	µg/L	ANALYTE	CAS #	µg/L
Benzene	71-43-2	<0.50	Hexachlorobutadiene	87-68-3	<0.50
Bromobenzene	108-86-1	<0.50	Isopropylbenzene	98-82-8	<0.50
Bromochloromethane	74-97-5	<0.50	4-Isopropyltoluene	99-87-6	<0.50
Bromodichloromethane	75-27-4	<1.0	Methyl t-butyl ether (MTBE)	1634-04-4	<1.0
Bromoform	75-25-2	<0.50	Naphthalene	91-20-3	<0.50
Bromomethane	74-83-9	<5.0	n-Propylbenzene	103-65-1	<0.50
n-Butylbenzene	104-51-8	<0.50	Styrene	100-42-5	<0.50
sec-Butylbenzene	135-98-8	<0.50	1,1,1,2-Tetrachloroethane	630-20-6	<0.50
tert-Butylbenzene	98-06-6	<0.50	1,1,2,2-Tetrachloroethane	79-34-5	<0.50
Carbon tetrachloride	56-23-5	<0.50	Tetrachloroethene	127-18-4	<0.50
Chlorobenzene	108-90-7	<0.50	Toluene	108-88-3	<0.50
Chloroethane	75-00-3	<5.0	1,2,3-Trichlorobenzene	87-61-6	<0.50
Chloroform	67-66-3	<0.50	1,2,4-Trichlorobenzene	120-82-1	<0.50
Chloromethane	74-87-3	<5.0	1,1,1-Trichloroethane	71-55-6	<0.50
2-Chlorotoluene	95-49-8	<0.50	1,1,2-Trichloroethane	79-00-5	<0.50
4-Chlorotoluene	106-43-4	<0.50	Trichloroethene	79-01-6	<0.50
Dibromochloromethane	124-48-1	<0.50	Trichlorofluoromethane	75-69-4	<2.0
1,2-Dibromo-3-chloropropane	96-12-8	<2.0	1,2,3-Trichloropropane	96-18-4	<0.50
1,2-Dibromoethane	106-93-4	<0.50	1,2,4-Trimethylbenzene	95-63-6	<0.50
Dibromomethane	74-95-3	<0.50	1,3,5-Trimethylbenzene	108-67-8	<0.50
1,2-Dichlorobenzene	95-50-1	<0.50	Vinyl chloride	75-01-4	<0.50
1,3-Dichlorobenzene	541-73-1	<0.50	Xylenes, Total	1330-20-7	<2.0
1,4-Dichlorobenzene	106-46-7	<0.50			
1,1-Dichloroethane	75-34-3	<0.50			
1,2-Dichloroethane	107-06-2	<0.50			
1,1-Dichloroethene	75-35-4	<0.50			
cis-1,2-Dichloroethene	156-59-2	<0.50			
trans-1,2-Dichloroethene	156-60-5	<0.50			
Dichlorodifluoromethane	75-71-8	<2.0			
1,2-Dichloropropane	78-87-5	<1.0			
1,3-Dichloropropane	142-28-9	<0.50			
2,2-Dichloropropane	594-20-7	<0.50			
1,1-Dichloropropene	563-58-6	<0.50			
cis-1,3-Dichloropropene	10061-01-5	<0.50			
trans-1,3-Dichloropropene	10061-02-6	<0.50			
Ethylbenzene	100-41-4	<0.50			

Surrogate:	% RC	Acceptable % RC
Dibromofluoromethane:	114	50-130 %
Toluene-d8:	75	55-130 %
4-Bromofluorobenzene:	72	51-130 %

Dilution Factor: 1

Data Qualifiers: None

QA/QC Report
for
Volatile Organic Compounds (EPA 8260B)

Reporting units: ppb

Matrix Spike (MS) / Matrix Spike Duplicate (MSD)

Date of Extraction: 2/27/2017
Date of Analysis: 2/27/2017
Dup Date of Analysis: 2/27/2017
Laboratory Sample #: 22827-009
MS/MSD Qualifiers: None
Reference #: TTI AZ10605

Analyte	R1	SPC CONC	MS	MSD	%MS	%MSD	RPD	ACP %MS	ACP RPD	Qual
1,1-Dichloroethene	0.00	10.0	9.42	8.93	94	89	5	57-130	20	☐
Benzene	0.00	10.0	11.2	10.5	112	105	6	70-130	20	☐
Trichloroethene	1.30	10.0	12.5	11.7	112	104	7	70-136	20	☐
Toluene	0.00	10.0	9.21	8.89	92	89	4	70-130	20	☐
Chlorobenzene	0.00	10.0	11.5	10.9	115	109	5	70-130	20	☐

Surrogate Recoveries for Spike Samples

Surrogate (%RC)	MS	MSD	Qual	LCS	LCSD	Qual	ACP % RC
Dibromofluoromethane	113	113	☐	113	113	☐	50-130
Toluene-d8	75	76	☐	75	74	☐	55-130
4-Bromofluorobenzene	72	72	☐	71	71	☐	51-130

Laboratory Control Sample

Date of Extraction: 2/27/2017
Date of Analysis: 2/27/2017
Dup Date of Analysis: 2/27/2017
Laboratory Sample #: HT0227171
LCS Qualifiers: None

Analyte	SPC CONC	LCS	LCSD	%LCS	%LCSD	RPD	ACP %LCS	ACP RPD	Qual
1,1-Dichloroethene	10.0	8.72	8.72	87	87	0	58-130	20	☐
Benzene	10.0	10.7	10.4	107	104	3	70-130	20	☐
Trichloroethene	10.0	10.8	10.5	108	105	3	70-130	20	☐
Toluene	10.0	8.89	8.68	89	87	2	70-130	20	☐
Chlorobenzene	10.0	11.0	10.7	110	107	3	70-130	20	☐

Definition of terms:

R1	Result of unspiked laboratory sample used for matrix spike determination.
SP CONC (or Spike Conc.)	Spike concentration added to sample or blank
MS	Matrix Spike sample result
MSD	Matrix Spike Duplicate sample result
%MS	Percent recovery of MS: {(MS-R1) / SP CONC} x100
%MSD	Percent recovery of MSD: {(MSD-R1) / SP CONC} x 100
RPD (for MS/MSD)	Relative Percent Difference: {(MS-MSD) / (MS+MSD)} x 100 x 2
LCS	Laboratory Control Sample result
LCSD	Laboratory Control Sample Duplicate result
%LCS	Percent recovery of LCS: {(LCS) / SP CONC} x100
%LCSD	Percent recovery of LCSD: {(LCSD) / SP CONC} x 100
RPD (for LCS/LCSD)	Relative Percent Difference: {(LCS-LCSD) / (LCS+LCSD)} x 100 x 2
ACP %LCS	Acceptable percent recovery range for Laboratory Control Samples.
ACP %MS	Acceptable percent recovery range for Matrix Spike samples
ACP RPD	Acceptable Relative Percent Difference
D	Detectable, result must be greater than zero
Qual	A checked box indicates a data qualifier was utilized and/or required for this analyte see attached explanation.
ND	Analyte Not Detected

Analysis Request and Chain of Custody Record

Lab Job No: AZ10605
Page 1 of 1

ORANGE COAST ANALYTICAL, INC. www.ocalab.com
3002 Dow, Suite 532
Tustin, CA 92780
(714) 832-0064 Fax (714) 832-0067

4620 E. Elwood, Suite 4
Phoenix, AZ 85040
(480) 736-0960 Fax (480) 736-0970

REQUIRED TURN AROUND TIME: Standard: X
72 Hours: ____ 48 Hours: ____ 24 Hours: ____

CUSTOMER INFORMATION		PROJECT INFORMATION	
COMPANY:	Tetra Tech	PROJECT NAME:	Hwy 260 & Johnson Ln.
SEND REPORT TO:	Chris Jacquemin	NUMBER:	117-1303066
EMAIL:	chris.jacquemin@tetratech.com	ADDRESS:	Lakeside, AZ
ADDRESS:	3822 E. University Dr Phx, AZ 85034		
		P.O. #:	
PHONE:	602-682-3300 FAX: —	SAMPLED BY:	N. Babb

ANALYSIS REQUEST / PRESERVATIVE: 8260B

SAMPLE ID	NO. OF CONTAINERS	SAMPLE DATE	SAMPLE TIME	SAMPLE MATRIX	CONTAINER TYPE	8260B	REMARKS/PRECAUTIONS
Rainbow cabin well	2	2-27-17	14:50	GW	voa	X	AZ10605-001
Trip Blank	1	↓	14:00	AQ	↓	X	-002
Temp Blank	1	—		↓	sm. poly	—	

Total No. of Samples: 2 Method of Shipment: Self delivery Preservative: 1 = Ice 2 = HCl 3 = HNO_3 4 = H_2SO_4 5 = NaOH 6 = Other

Relinquished By:	Date/Time:	Received By:	Date/Time:
N. Babb	2-23-17/11A	Tim Pelly	2-23-17 1100
Relinquished By:	Date/Time:	Received By:	Date/Time:
Relinquished By:	Date/Time:	Received For Lab By:	Date/Time:

Sample Matrix: DW - Drinking Water; GW - Groundwater; WW - Wastewater; SS - Soil/Solid; OT- Other

Sample Integrity: Intact Y On Ice Y 1.6°C

By signing above, client acknowledges responsibility for payment of all services requested on this chain of custody form and any additional services provided in support of this project. Payment is due within 30 days of invoice date unless otherwise agreed upon, in writing, with Orange Coast Analytical, Inc. All samples remain the property of the client. A disposal fee may be imposed if client fails to pickup sample.

Orange Coast Analytical, Inc.
3002 Dow, Suite 532, Tustin, CA 92780 (714) 832-0064 Fax (714) 832-0067
4620 E. Elwood, Suite 4, Phoenix, AZ 85040 (480) 736-0960 Fax (480) 736-0970

LABORATORY REPORT FORM

ORANGE COAST ANALYTICAL, INC.

4620 East Elwood Street, Suite 4 Phoenix, AZ 85040

(480) 736-0960

Laboratory Certification (ADHS) No.: AZ0558, AZ0646
Expiration Date: 2017

Laboratory Director's Name:
Mark Noorani

Client: Tetra Tech, Inc.

Laboratory Reference: TTI AZ10701A

Project Name: Hwy 260 + Johnson

Project Number: 117-1303066

Date Received: 4/14/2017

Date Reported: 4/24/2017

Chain of Custody Received: ☑

Analytical Method: 8260B,

Mark Noorani, Laboratory Director

© This report may only be reproduced in full. Any partial reproduction of this report requires written permission from Orange Coast Analytical, Inc.

Mr. Chris Jacquemin
Tetra Tech, Inc.
3822 E. University Dr
Phoenix, AZ, 85034

Lab Reference #: TTI AZ10701A
Project Name: Hwy 260 + Johnson
Project #: 117-1303066

Case Narrative

Sample Receipt:

All samples on the Chain of Custody were received by OCA at 1ºC, on ice.

Holding Times:

All samples were analyzed within required holding times unless otherwise noted in the data qualifier section of the report.

Analytical Methods:

Sample analysis was performed following the analytical methods listed on the cover page.

Data Qualifiers:

Within this report, data qualifiers may have been assigned to clarify deviations in common laboratory procedures or any divergence from laboratory QA/QC criteria. If a data qualifier has been used, it will appear in the back of the report along with its description. All method QA/QC criteria have been met unless otherwise noted in the data qualifier section.

Definition of Terms:

The definitions of common terms and acronyms used in the report have been placed at the back of the report to assist data users.

Comments:

None

Mr. Chris Jacquemin
Tetra Tech, Inc.
3822 E. University Dr
Phoenix, AZ, 85034

Lab Reference #: TTI AZ10701A
Project Name: Hwy 260 + Johnson
Project #: 117-1303066

Client Sample Summary

Client Sample ID	Lab Sample Number	Date Received	Date Sampled	Matrix
Lake 1	AZ10701-016	4/14/2017	4/14/2017	Water
Lake 6D	AZ10701-017	4/14/2017	4/14/2017	Water
Lake 2	AZ10701-018	4/14/2017	4/14/2017	Water
Lake 3	AZ10701-019	4/14/2017	4/14/2017	Water
Lake 4	AZ10701-020	4/14/2017	4/14/2017	Water
Lake 5	AZ10701-021	4/14/2017	4/14/2017	Water
Trip Blank	AZ10701-022	4/14/2017	4/10/2017	Water

Mr. Chris Jacquemin
Tetra Tech, Inc.
3822 E. University Dr
Phoenix, AZ, 85034

Lab Reference #: TTI AZ10701A
Project Name: Hwy 260 + Johnson
Project #: 117-1303066

Volatile Organics by GC/MS (EPA 8260B)

Client Sample ID	Lab Sample Number	Date Received	Date Sampled	Date Extracted	Date Analyzed	Matrix
Lake 1	AZ10701-016	4/14/2017	4/14/2017	4/21/2017	4/21/2017	Water

ANALYTE	CAS #	µg/L	ANALYTE	CAS #	µg/L
Benzene	71-43-2	<0.50	Methyl t-butyl ether (MTBE)	1634-04-4	<1.0
Bromobenzene	108-86-1	<1.0	Methylene chloride	75-09-2	<5.0
Bromochloromethane	74-97-5	<1.0	Naphthalene	91-20-3	<3.0
Bromodichloromethane	75-27-4	<1.0	n-Propylbenzene	103-65-1	<1.0
Bromoform	75-25-2	<1.0	Styrene	100-42-5	<1.0
Bromomethane	74-83-9	<5.0	1,1,2,2-Tetrachloroethane	79-34-5	<1.0
n-Butylbenzene	104-51-8	<1.0	Tetrachloroethene	127-18-4	<1.0
sec-Butylbenzene	135-98-8	<1.0	Toluene	108-88-3	<1.0
tert-Butylbenzene	98-06-6	<1.0	1,2,3-Trichlorobenzene	87-61-6	<1.0
Carbon tetrachloride	56-23-5	<1.0	1,1,1-Trichloroethane	71-55-6	<1.0
Chlorobenzene	108-90-7	<1.0	1,1,2-Trichloroethane	79-00-5	<1.0
Chloroethane	75-00-3	<5.0	Trichloroethene	79-01-6	<1.0
Chloroform	67-66-3	<1.0	Trichlorofluoromethane	75-69-4	<2.0
Chloromethane	74-87-3	<5.0	1,2,3-Trichloropropane	96-18-4	<1.0
2-Chlorotoluene	95-49-8	<1.0	1,2,4-Trimethylbenzene	95-63-6	<1.0
4-Chlorotoluene	106-43-4	<1.0	1,3,5-Trimethylbenzene	108-67-8	<1.0
Dibromochloromethane	124-48-1	<1.0	Vinyl Chloride	75-01-4	<2.0
1,2-Dibromoethane	106-93-4	<1.0	Xylenes, Total	1330-20-7	<2.0
1,2-Dichlorobenzene	95-50-1	<1.0			
1,3-Dichlorobenzene	541-73-1	<1.0			
1,4-Dichlorobenzene	106-46-7	<1.0			
1,1-Dichloroethane	75-34-3	<1.0			
Dichlorodifluoromethane	75-71-8	<2.0			
1,2-Dichloroethane	107-06-2	<1.0			
1,1-Dichloroethene	75-35-4	<0.50			
cis-1,2-Dichloroethene	156-59-2	<0.50			
trans-1,2-Dichloroethene	156-60-5	<0.50			
1,2-Dichloropropane	78-87-5	<1.0			
1,3-Dichloropropane	142-28-9	<1.0			
2,2-Dichloropropane	594-20-7	<1.0			
1,1-Dichloropropene	563-58-6	<1.0			
cis-1,3-Dichloropropene	10061-01-5	<1.0			
trans-1,3-Dichloropropene	10061-02-6	<1.0			
Ethylbenzene	100-41-4	<1.0			
Isopropylbenzene	98-82-8	<1.0			
4-Isopropyltoluene	99-87-6	<1.0			

Surrogate:	% RC	Acceptable % RC
Dibromofluoromethane:	94	50-130 %
Toluene-d8:	70	55-130 %
4-Bromofluorobenzene:	70	51-130 %

Dilution Factor: 1

Data Qualifiers: None

Mr. Chris Jacquemin
Tetra Tech, Inc.
3822 E. University Dr
Phoenix, AZ, 85034

Lab Reference #: TTI AZ10701A
Project Name: Hwy 260 + Johnson
Project #: 117-1303066

Volatile Organics by GC/MS (EPA 8260B)

Client Sample ID	Lab Sample Number	Date Received	Date Sampled	Date Extracted	Date Analyzed	Matrix
Lake 6D	AZ10701-017	4/14/2017	4/14/2017	4/22/2017	4/22/2017	Water

ANALYTE	CAS #	µg/L	ANALYTE	CAS #	µg/L
Benzene	71-43-2	<0.50	Methyl t-butyl ether (MTBE)	1634-04-4	<1.0
Bromobenzene	108-86-1	<1.0	Methylene chloride	75-09-2	<5.0
Bromochloromethane	74-97-5	<1.0	Naphthalene	91-20-3	<3.0
Bromodichloromethane	75-27-4	<1.0	n-Propylbenzene	103-65-1	<1.0
Bromoform	75-25-2	<1.0	Styrene	100-42-5	<1.0
Bromomethane	74-83-9	<5.0	1,1,2,2-Tetrachloroethane	79-34-5	<1.0
n-Butylbenzene	104-51-8	<1.0	Tetrachloroethene	127-18-4	<1.0
sec-Butylbenzene	135-98-8	<1.0	Toluene	108-88-3	<1.0
tert-Butylbenzene	98-06-6	<1.0	1,2,3-Trichlorobenzene	87-61-6	<1.0
Carbon tetrachloride	56-23-5	<1.0	1,1,1-Trichloroethane	71-55-6	<1.0
Chlorobenzene	108-90-7	<1.0	1,1,2-Trichloroethane	79-00-5	<1.0
Chloroethane	75-00-3	<5.0	Trichloroethene	79-01-6	<1.0
Chloroform	67-66-3	<1.0	Trichlorofluoromethane	75-69-4	<2.0
Chloromethane	74-87-3	<5.0	1,2,3-Trichloropropane	96-18-4	<1.0
2-Chlorotoluene	95-49-8	<1.0	1,2,4-Trimethylbenzene	95-63-6	<1.0
4-Chlorotoluene	106-43-4	<1.0	1,3,5-Trimethylbenzene	108-67-8	<1.0
Dibromochloromethane	124-48-1	<1.0	Vinyl Chloride	75-01-4	<2.0
1,2-Dibromoethane	106-93-4	<1.0	Xylenes, Total	1330-20-7	<2.0
1,2-Dichlorobenzene	95-50-1	<1.0			
1,3-Dichlorobenzene	541-73-1	<1.0			
1,4-Dichlorobenzene	106-46-7	<1.0			
1,1-Dichloroethane	75-34-3	<1.0			
Dichlorodifluoromethane	75-71-8	<2.0			
1,2-Dichloroethane	107-06-2	<1.0			
1,1-Dichloroethene	75-35-4	<0.50			
cis-1,2-Dichloroethene	156-59-2	<0.50			
trans-1,2-Dichloroethene	156-60-5	<0.50			
1,2-Dichloropropane	78-87-5	<1.0			
1,3-Dichloropropane	142-28-9	<1.0			
2,2-Dichloropropane	594-20-7	<1.0			
1,1-Dichloropropene	563-58-6	<1.0			
cis-1,3-Dichloropropene	10061-01-5	<1.0			
trans-1,3-Dichloropropene	10061-02-6	<1.0			
Ethylbenzene	100-41-4	<1.0			
Isopropylbenzene	98-82-8	<1.0			
4-Isopropyltoluene	99-87-6	<1.0			

Surrogate:	% RC	Acceptable % RC
Dibromofluoromethane:	87	50-130 %
Toluene-d8:	68	55-130 %
4-Bromofluorobenzene:	71	51-130 %

Dilution Factor: 1

Data Qualifiers: None

Mr. Chris Jacquemin
Tetra Tech, Inc.
3822 E. University Dr
Phoenix, AZ, 85034

Lab Reference #: TTI AZ10701A
Project Name: Hwy 260 + Johnson
Project #: 117-1303066

Volatile Organics by GC/MS (EPA 8260B)

Client Sample ID	Lab Sample Number	Date Received	Date Sampled	Date Extracted	Date Analyzed	Matrix
Lake 2	AZ10701-018	4/14/2017	4/14/2017	4/22/2017	4/22/2017	Water

ANALYTE	CAS #	µg/L	ANALYTE	CAS #	µg/L
Benzene	71-43-2	<0.50	Methyl t-butyl ether (MTBE)	1634-04-4	<1.0
Bromobenzene	108-86-1	<1.0	Methylene chloride	75-09-2	<5.0
Bromochloromethane	74-97-5	<1.0	Naphthalene	91-20-3	<3.0
Bromodichloromethane	75-27-4	<1.0	n-Propylbenzene	103-65-1	<1.0
Bromoform	75-25-2	<1.0	Styrene	100-42-5	<1.0
Bromomethane	74-83-9	<5.0	1,1,2,2-Tetrachloroethane	79-34-5	<1.0
n-Butylbenzene	104-51-8	<1.0	Tetrachloroethene	127-18-4	<1.0
sec-Butylbenzene	135-98-8	<1.0	Toluene	108-88-3	<1.0
tert-Butylbenzene	98-06-6	<1.0	1,2,3-Trichlorobenzene	87-61-6	<1.0
Carbon tetrachloride	56-23-5	<1.0	1,1,1-Trichloroethane	71-55-6	<1.0
Chlorobenzene	108-90-7	<1.0	1,1,2-Trichloroethane	79-00-5	<1.0
Chloroethane	75-00-3	<5.0	Trichloroethene	79-01-6	<1.0
Chloroform	67-66-3	<1.0	Trichlorofluoromethane	75-69-4	<2.0
Chloromethane	74-87-3	<5.0	1,2,3-Trichloropropane	96-18-4	<1.0
2-Chlorotoluene	95-49-8	<1.0	1,2,4-Trimethylbenzene	95-63-6	<1.0
4-Chlorotoluene	106-43-4	<1.0	1,3,5-Trimethylbenzene	108-67-8	<1.0
Dibromochloromethane	124-48-1	<1.0	Vinyl Chloride	75-01-4	<2.0
1,2-Dibromoethane	106-93-4	<1.0	Xylenes, Total	1330-20-7	<2.0
1,2-Dichlorobenzene	95-50-1	<1.0			
1,3-Dichlorobenzene	541-73-1	<1.0			
1,4-Dichlorobenzene	106-46-7	<1.0			
1,1-Dichloroethane	75-34-3	<1.0			
Dichlorodifluoromethane	75-71-8	<2.0			
1,2-Dichloroethane	107-06-2	<1.0			
1,1-Dichloroethene	75-35-4	<0.50			
cis-1,2-Dichloroethene	156-59-2	<0.50			
trans-1,2-Dichloroethene	156-60-5	<0.50			
1,2-Dichloropropane	78-87-5	<1.0			
1,3-Dichloropropane	142-28-9	<1.0			
2,2-Dichloropropane	594-20-7	<1.0			
1,1-Dichloropropene	563-58-6	<1.0			
cis-1,3-Dichloropropene	10061-01-5	<1.0			
trans-1,3-Dichloropropene	10061-02-6	<1.0			
Ethylbenzene	100-41-4	<1.0			
Isopropylbenzene	98-82-8	<1.0			
4-Isopropyltoluene	99-87-6	<1.0			

Surrogate:	% RC	Acceptable % RC
Dibromofluoromethane:	90	50-130 %
Toluene-d8:	68	55-130 %
4-Bromofluorobenzene:	71	51-130 %

Dilution Factor: 1

Data Qualifiers: None

Mr. Chris Jacquemin
Tetra Tech, Inc.
3822 E. University Dr
Phoenix, AZ, 85034

Lab Reference #: TTI AZ10701A
Project Name: Hwy 260 + Johnson
Project #: 117-1303066

Volatile Organics by GC/MS (EPA 8260B)

Client Sample ID	Lab Sample Number	Date Received	Date Sampled	Date Extracted	Date Analyzed	Matrix
Lake 3	AZ10701-019	4/14/2017	4/14/2017	4/22/2017	4/22/2017	Water

ANALYTE	CAS #	µg/L	ANALYTE	CAS #	µg/L
Benzene	71-43-2	<0.50	Methyl t-butyl ether (MTBE)	1634-04-4	<1.0
Bromobenzene	108-86-1	<1.0	Methylene chloride	75-09-2	<5.0
Bromochloromethane	74-97-5	<1.0	Naphthalene	91-20-3	<3.0
Bromodichloromethane	75-27-4	<1.0	n-Propylbenzene	103-65-1	<1.0
Bromoform	75-25-2	<1.0	Styrene	100-42-5	<1.0
Bromomethane	74-83-9	<5.0	1,1,2,2-Tetrachloroethane	79-34-5	<1.0
n-Butylbenzene	104-51-8	<1.0	Tetrachloroethene	127-18-4	<1.0
sec-Butylbenzene	135-98-8	<1.0	Toluene	108-88-3	<1.0
tert-Butylbenzene	98-06-6	<1.0	1,2,3-Trichlorobenzene	87-61-6	<1.0
Carbon tetrachloride	56-23-5	<1.0	1,1,1-Trichloroethane	71-55-6	<1.0
Chlorobenzene	108-90-7	<1.0	1,1,2-Trichloroethane	79-00-5	<1.0
Chloroethane	75-00-3	<5.0	Trichloroethene	79-01-6	<1.0
Chloroform	67-66-3	<1.0	Trichlorofluoromethane	75-69-4	<2.0
Chloromethane	74-87-3	<5.0	1,2,3-Trichloropropane	96-18-4	<1.0
2-Chlorotoluene	95-49-8	<1.0	1,2,4-Trimethylbenzene	95-63-6	<1.0
4-Chlorotoluene	106-43-4	<1.0	1,3,5-Trimethylbenzene	108-67-8	<1.0
Dibromochloromethane	124-48-1	<1.0	Vinyl Chloride	75-01-4	<2.0
1,2-Dibromoethane	106-93-4	<1.0	Xylenes, Total	1330-20-7	<2.0
1,2-Dichlorobenzene	95-50-1	<1.0			
1,3-Dichlorobenzene	541-73-1	<1.0			
1,4-Dichlorobenzene	106-46-7	<1.0			
1,1-Dichloroethane	75-34-3	<1.0			
Dichlorodifluoromethane	75-71-8	<2.0			
1,2-Dichloroethane	107-06-2	<1.0			
1,1-Dichloroethene	75-35-4	<0.50			
cis-1,2-Dichloroethene	156-59-2	<0.50			
trans-1,2-Dichloroethene	156-60-5	<0.50			
1,2-Dichloropropane	78-87-5	<1.0			
1,3-Dichloropropane	142-28-9	<1.0			
2,2-Dichloropropane	594-20-7	<1.0			
1,1-Dichloropropene	563-58-6	<1.0			
cis-1,3-Dichloropropene	10061-01-5	<1.0			
trans-1,3-Dichloropropene	10061-02-6	<1.0			
Ethylbenzene	100-41-4	<1.0			
Isopropylbenzene	98-82-8	<1.0			
4-Isopropyltoluene	99-87-6	<1.0			

Surrogate:	% RC	Acceptable % RC
Dibromofluoromethane:	89	50-130 %
Toluene-d8:	67	55-130 %
4-Bromofluorobenzene:	72	51-130 %

Dilution Factor: 1

Data Qualifiers: None

Mr. Chris Jacquemin
Tetra Tech, Inc.
3822 E. University Dr
Phoenix, AZ, 85034

Lab Reference #: TTI AZ10701A
Project Name: Hwy 260 + Johnson
Project #: 117-1303066

Volatile Organics by GC/MS (EPA 8260B)

Client Sample ID	Lab Sample Number	Date Received	Date Sampled	Date Extracted	Date Analyzed	Matrix
Lake 4	AZ10701-020	4/14/2017	4/14/2017	4/22/2017	4/22/2017	Water

ANALYTE	CAS #	µg/L	ANALYTE	CAS #	µg/L
Benzene	71-43-2	<0.50	Methyl t-butyl ether (MTBE)	1634-04-4	<1.0
Bromobenzene	108-86-1	<1.0	Methylene chloride	75-09-2	<5.0
Bromochloromethane	74-97-5	<1.0	Naphthalene	91-20-3	<3.0
Bromodichloromethane	75-27-4	<1.0	n-Propylbenzene	103-65-1	<1.0
Bromoform	75-25-2	<1.0	Styrene	100-42-5	<1.0
Bromomethane	74-83-9	<5.0	1,1,2,2-Tetrachloroethane	79-34-5	<1.0
n-Butylbenzene	104-51-8	<1.0	Tetrachloroethene	127-18-4	<1.0
sec-Butylbenzene	135-98-8	<1.0	Toluene	108-88-3	<1.0
tert-Butylbenzene	98-06-6	<1.0	1,2,3-Trichlorobenzene	87-61-6	<1.0
Carbon tetrachloride	56-23-5	<1.0	1,1,1-Trichloroethane	71-55-6	<1.0
Chlorobenzene	108-90-7	<1.0	1,1,2-Trichloroethane	79-00-5	<1.0
Chloroethane	75-00-3	<5.0	Trichloroethene	79-01-6	<1.0
Chloroform	67-66-3	<1.0	Trichlorofluoromethane	75-69-4	<2.0
Chloromethane	74-87-3	<5.0	1,2,3-Trichloropropane	96-18-4	<1.0
2-Chlorotoluene	95-49-8	<1.0	1,2,4-Trimethylbenzene	95-63-6	<1.0
4-Chlorotoluene	106-43-4	<1.0	1,3,5-Trimethylbenzene	108-67-8	<1.0
Dibromochloromethane	124-48-1	<1.0	Vinyl Chloride	75-01-4	<2.0
1,2-Dibromoethane	106-93-4	<1.0	Xylenes, Total	1330-20-7	<2.0
1,2-Dichlorobenzene	95-50-1	<1.0			
1,3-Dichlorobenzene	541-73-1	<1.0			
1,4-Dichlorobenzene	106-46-7	<1.0			
1,1-Dichloroethane	75-34-3	<1.0			
Dichlorodifluoromethane	75-71-8	<2.0			
1,2-Dichloroethane	107-06-2	<1.0			
1,1-Dichloroethene	75-35-4	<0.50			
cis-1,2-Dichloroethene	156-59-2	<0.50			
trans-1,2-Dichloroethene	156-60-5	<0.50			
1,2-Dichloropropane	78-87-5	<1.0			
1,3-Dichloropropane	142-28-9	<1.0			
2,2-Dichloropropane	594-20-7	<1.0			
1,1-Dichloropropene	563-58-6	<1.0			
cis-1,3-Dichloropropene	10061-01-5	<1.0			
trans-1,3-Dichloropropene	10061-02-6	<1.0			
Ethylbenzene	100-41-4	<1.0			
Isopropylbenzene	98-82-8	<1.0			
4-Isopropyltoluene	99-87-6	<1.0			

Surrogate:	% RC	Acceptable % RC
Dibromofluoromethane:	91	50-130 %
Toluene-d8:	67	55-130 %
4-Bromofluorobenzene:	71	51-130 %

Dilution Factor: 1

Data Qualifiers: None

Mr. Chris Jacquemin
Tetra Tech, Inc.
3822 E. University Dr
Phoenix, AZ, 85034

Lab Reference #: TTI AZ10701A
Project Name: Hwy 260 + Johnson
Project #: 117-1303066

Volatile Organics by GC/MS (EPA 8260B)

Client Sample ID	Lab Sample Number	Date Received	Date Sampled	Date Extracted	Date Analyzed	Matrix
Lake 5	AZ10701-021	4/14/2017	4/14/2017	4/22/2017	4/22/2017	Water

ANALYTE	CAS #	µg/L	ANALYTE	CAS #	µg/L
Benzene	71-43-2	<0.50	Methyl t-butyl ether (MTBE)	1634-04-4	<1.0
Bromobenzene	108-86-1	<1.0	Methylene chloride	75-09-2	<5.0
Bromochloromethane	74-97-5	<1.0	Naphthalene	91-20-3	<3.0
Bromodichloromethane	75-27-4	<1.0	n-Propylbenzene	103-65-1	<1.0
Bromoform	75-25-2	<1.0	Styrene	100-42-5	<1.0
Bromomethane	74-83-9	<5.0	1,1,2,2-Tetrachloroethane	79-34-5	<1.0
n-Butylbenzene	104-51-8	<1.0	Tetrachloroethene	127-18-4	<1.0
sec-Butylbenzene	135-98-8	<1.0	Toluene	108-88-3	<1.0
tert-Butylbenzene	98-06-6	<1.0	1,2,3-Trichlorobenzene	87-61-6	<1.0
Carbon tetrachloride	56-23-5	<1.0	1,1,1-Trichloroethane	71-55-6	<1.0
Chlorobenzene	108-90-7	<1.0	1,1,2-Trichloroethane	79-00-5	<1.0
Chloroethane	75-00-3	<5.0	Trichloroethene	79-01-6	<1.0
Chloroform	67-66-3	<1.0	Trichlorofluoromethane	75-69-4	<2.0
Chloromethane	74-87-3	<5.0	1,2,3-Trichloropropane	96-18-4	<1.0
2-Chlorotoluene	95-49-8	<1.0	1,2,4-Trimethylbenzene	95-63-6	<1.0
4-Chlorotoluene	106-43-4	<1.0	1,3,5-Trimethylbenzene	108-67-8	<1.0
Dibromochloromethane	124-48-1	<1.0	Vinyl Chloride	75-01-4	<2.0
1,2-Dibromoethane	106-93-4	<1.0	Xylenes, Total	1330-20-7	<2.0
1,2-Dichlorobenzene	95-50-1	<1.0			
1,3-Dichlorobenzene	541-73-1	<1.0			
1,4-Dichlorobenzene	106-46-7	<1.0			
1,1-Dichloroethane	75-34-3	<1.0			
Dichlorodifluoromethane	75-71-8	<2.0			
1,2-Dichloroethane	107-06-2	<1.0			
1,1-Dichloroethene	75-35-4	<0.50			
cis-1,2-Dichloroethene	156-59-2	<0.50			
trans-1,2-Dichloroethene	156-60-5	<0.50			
1,2-Dichloropropane	78-87-5	<1.0			
1,3-Dichloropropane	142-28-9	<1.0			
2,2-Dichloropropane	594-20-7	<1.0			
1,1-Dichloropropene	563-58-6	<1.0			
cis-1,3-Dichloropropene	10061-01-5	<1.0			
trans-1,3-Dichloropropene	10061-02-6	<1.0			
Ethylbenzene	100-41-4	<1.0			
Isopropylbenzene	98-82-8	<1.0			
4-Isopropyltoluene	99-87-6	<1.0			

Surrogate:	% RC	Acceptable % RC
Dibromofluoromethane:	92	50-130 %
Toluene-d8:	67	55-130 %
4-Bromofluorobenzene:	71	51-130 %

Dilution Factor: 1

Data Qualifiers: None

Mr. Chris Jacquemin
Tetra Tech, Inc.
3822 E. University Dr
Phoenix, AZ, 85034

Lab Reference #: TTI AZ10701A
Project Name: Hwy 260 + Johnson
Project #: 117-1303066

Volatile Organics by GC/MS (EPA 8260B)

Client Sample ID	Lab Sample Number	Date Received	Date Sampled	Date Extracted	Date Analyzed	Matrix
Trip Blank	AZ10701-022	4/14/2017	4/10/2017	4/22/2017	4/22/2017	Water

ANALYTE	CAS #	µg/L	ANALYTE	CAS #	µg/L
Benzene	71-43-2	<0.50	Methyl t-butyl ether (MTBE)	1634-04-4	<1.0
Bromobenzene	108-86-1	<1.0	Methylene chloride	75-09-2	<5.0
Bromochloromethane	74-97-5	<1.0	Naphthalene	91-20-3	<3.0
Bromodichloromethane	75-27-4	<1.0	n-Propylbenzene	103-65-1	<1.0
Bromoform	75-25-2	<1.0	Styrene	100-42-5	<1.0
Bromomethane	74-83-9	<5.0	1,1,2,2-Tetrachloroethane	79-34-5	<1.0
n-Butylbenzene	104-51-8	<1.0	Tetrachloroethene	127-18-4	<1.0
sec-Butylbenzene	135-98-8	<1.0	Toluene	108-88-3	<1.0
tert-Butylbenzene	98-06-6	<1.0	1,2,3-Trichlorobenzene	87-61-6	<1.0
Carbon tetrachloride	56-23-5	<1.0	1,1,1-Trichloroethane	71-55-6	<1.0
Chlorobenzene	108-90-7	<1.0	1,1,2-Trichloroethane	79-00-5	<1.0
Chloroethane	75-00-3	<5.0	Trichloroethene	79-01-6	<1.0
Chloroform	67-66-3	<1.0	Trichlorofluoromethane	75-69-4	<2.0
Chloromethane	74-87-3	<5.0	1,2,3-Trichloropropane	96-18-4	<1.0
2-Chlorotoluene	95-49-8	<1.0	1,2,4-Trimethylbenzene	95-63-6	<1.0
4-Chlorotoluene	106-43-4	<1.0	1,3,5-Trimethylbenzene	108-67-8	<1.0
Dibromochloromethane	124-48-1	<1.0	Vinyl Chloride	75-01-4	<2.0
1,2-Dibromoethane	106-93-4	<1.0	Xylenes, Total	1330-20-7	<2.0
1,2-Dichlorobenzene	95-50-1	<1.0			
1,3-Dichlorobenzene	541-73-1	<1.0			
1,4-Dichlorobenzene	106-46-7	<1.0			
1,1-Dichloroethane	75-34-3	<1.0			
Dichlorodifluoromethane	75-71-8	<2.0			
1,2-Dichloroethane	107-06-2	<1.0			
1,1-Dichloroethene	75-35-4	<0.50			
cis-1,2-Dichloroethene	156-59-2	<0.50			
trans-1,2-Dichloroethene	156-60-5	<0.50			
1,2-Dichloropropane	78-87-5	<1.0			
1,3-Dichloropropane	142-28-9	<1.0			
2,2-Dichloropropane	594-20-7	<1.0			
1,1-Dichloropropene	563-58-6	<1.0			
cis-1,3-Dichloropropene	10061-01-5	<1.0			
trans-1,3-Dichloropropene	10061-02-6	<1.0			
Ethylbenzene	100-41-4	<1.0			
Isopropylbenzene	98-82-8	<1.0			
4-Isopropyltoluene	99-87-6	<1.0			

Surrogate:	% RC	Acceptable % RC
Dibromofluoromethane:	89	50-130 %
Toluene-d8:	68	55-130 %
4-Bromofluorobenzene:	72	51-130 %

Dilution Factor: 1

Data Qualifiers: None

Mr. Chris Jacquemin
Tetra Tech, Inc.
3822 E. University Dr
Phoenix, AZ, 85034

Lab Reference #: TTI AZ10701A
Project Name: Hwy 260 + Johnson
Project #: 117-1303066

Volatile Organics by GC/MS (EPA 8260B)

Client Sample ID	Lab Sample Number	Date Received	Date Sampled	Date Extracted	Date Analyzed	Matrix
Method Blank	MBHT0421171			4/21/2017	4/21/2017	Water

ANALYTE	CAS #	µg/L	ANALYTE	CAS #	µg/L
Benzene	71-43-2	<0.50	Methyl t-butyl ether (MTBE)	1634-04-4	<1.0
Bromobenzene	108-86-1	<1.0	Methylene chloride	75-09-2	<5.0
Bromochloromethane	74-97-5	<1.0	Naphthalene	91-20-3	<3.0
Bromodichloromethane	75-27-4	<1.0	n-Propylbenzene	103-65-1	<1.0
Bromoform	75-25-2	<1.0	Styrene	100-42-5	<1.0
Bromomethane	74-83-9	<5.0	1,1,2,2-Tetrachloroethane	79-34-5	<1.0
n-Butylbenzene	104-51-8	<1.0	Tetrachloroethene	127-18-4	<1.0
sec-Butylbenzene	135-98-8	<1.0	Toluene	108-88-3	<1.0
tert-Butylbenzene	98-06-6	<1.0	1,2,3-Trichlorobenzene	87-61-6	<1.0
Carbon tetrachloride	56-23-5	<1.0	1,1,1-Trichloroethane	71-55-6	<1.0
Chlorobenzene	108-90-7	<1.0	1,1,2-Trichloroethane	79-00-5	<1.0
Chloroethane	75-00-3	<5.0	Trichloroethene	79-01-6	<1.0
Chloroform	67-66-3	<1.0	Trichlorofluoromethane	75-69-4	<2.0
Chloromethane	74-87-3	<5.0	1,2,3-Trichloropropane	96-18-4	<1.0
2-Chlorotoluene	95-49-8	<1.0	1,2,4-Trimethylbenzene	95-63-6	<1.0
4-Chlorotoluene	106-43-4	<1.0	1,3,5-Trimethylbenzene	108-67-8	<1.0
Dibromochloromethane	124-48-1	<1.0	Vinyl chloride	75-01-4	<2.0
1,2-Dibromoethane	106-93-4	<1.0	Xylenes, Total	1330-20-7	<2.0
1,2-Dichlorobenzene	95-50-1	<1.0			
1,3-Dichlorobenzene	541-73-1	<1.0			
1,4-Dichlorobenzene	106-46-7	<1.0			
1,1-Dichloroethane	75-34-3	<1.0			
Dichlorodifluoromethane	75-71-8	<2.0			
1,2-Dichloroethane	107-06-2	<1.0			
1,1-Dichloroethene	75-35-4	<0.50			
cis-1,2-Dichloroethene	156-59-2	<0.50			
trans-1,2-Dichloroethene	156-60-5	<0.50			
1,2-Dichloropropane	78-87-5	<1.0			
1,3-Dichloropropane	142-28-9	<1.0			
2,2-Dichloropropane	594-20-7	<1.0			
1,1-Dichloropropene	563-58-6	<1.0			
cis-1,3-Dichloropropene	10061-01-5	<1.0			
trans-1,3-Dichloropropene	10061-02-6	<1.0			
Ethylbenzene	100-41-4	<1.0			
Isopropylbenzene	98-82-8	<1.0			
4-Isopropyltoluene	99-87-6	<1.0			

Surrogate:	% RC	Acceptable % RC
Dibromofluoromethane:	91	50-130 %
Toluene-d8:	70	55-130 %
4-Bromofluorobenzene:	74	51-130 %

Dilution Factor: 1

Data Qualifiers: None

Mr. Chris Jacquemin
Tetra Tech, Inc.
3822 E. University Dr
Phoenix, AZ, 85034

Lab Reference #: TTI AZ10701A
Project Name: Hwy 260 + Johnson
Project #: 117-1303066

Volatile Organics by GC/MS (EPA 8260B)

Client Sample ID	Lab Sample Number	Date Received	Date Sampled	Date Extracted	Date Analyzed	Matrix
Method Blank	MBMN0422171			4/22/2017	4/22/2017	Water

ANALYTE	CAS #	µg/L	ANALYTE	CAS #	µg/L
Benzene	71-43-2	<0.50	Methyl t-butyl ether (MTBE)	1634-04-4	<1.0
Bromobenzene	108-86-1	<1.0	Methylene chloride	75-09-2	<5.0
Bromochloromethane	74-97-5	<1.0	Naphthalene	91-20-3	<3.0
Bromodichloromethane	75-27-4	<1.0	n-Propylbenzene	103-65-1	<1.0
Bromoform	75-25-2	<1.0	Styrene	100-42-5	<1.0
Bromomethane	74-83-9	<5.0	1,1,2,2-Tetrachloroethane	79-34-5	<1.0
n-Butylbenzene	104-51-8	<1.0	Tetrachloroethene	127-18-4	<1.0
sec-Butylbenzene	135-98-8	<1.0	Toluene	108-88-3	<1.0
tert-Butylbenzene	98-06-6	<1.0	1,2,3-Trichlorobenzene	87-61-6	<1.0
Carbon tetrachloride	56-23-5	<1.0	1,1,1-Trichloroethane	71-55-6	<1.0
Chlorobenzene	108-90-7	<1.0	1,1,2-Trichloroethane	79-00-5	<1.0
Chloroethane	75-00-3	<5.0	Trichloroethene	79-01-6	<1.0
Chloroform	67-66-3	<1.0	Trichlorofluoromethane	75-69-4	<2.0
Chloromethane	74-87-3	<5.0	1,2,3-Trichloropropane	96-18-4	<1.0
2-Chlorotoluene	95-49-8	<1.0	1,2,4-Trimethylbenzene	95-63-6	<1.0
4-Chlorotoluene	106-43-4	<1.0	1,3,5-Trimethylbenzene	108-67-8	<1.0
Dibromochloromethane	124-48-1	<1.0	Vinyl chloride	75-01-4	<2.0
1,2-Dibromoethane	106-93-4	<1.0	Xylenes, Total	1330-20-7	<2.0
1,2-Dichlorobenzene	95-50-1	<1.0			
1,3-Dichlorobenzene	541-73-1	<1.0			
1,4-Dichlorobenzene	106-46-7	<1.0			
1,1-Dichloroethane	75-34-3	<1.0			
Dichlorodifluoromethane	75-71-8	<2.0			
1,2-Dichloroethane	107-06-2	<1.0			
1,1-Dichloroethene	75-35-4	<0.50			
cis-1,2-Dichloroethene	156-59-2	<0.50			
trans-1,2-Dichloroethene	156-60-5	<0.50			
1,2-Dichloropropane	78-87-5	<1.0			
1,3-Dichloropropane	142-28-9	<1.0			
2,2-Dichloropropane	594-20-7	<1.0			
1,1-Dichloropropene	563-58-6	<1.0			
cis-1,3-Dichloropropene	10061-01-5	<1.0			
trans-1,3-Dichloropropene	10061-02-6	<1.0			
Ethylbenzene	100-41-4	<1.0			
Isopropylbenzene	98-82-8	<1.0			
4-Isopropyltoluene	99-87-6	<1.0			

Surrogate:	% RC	Acceptable % RC
Dibromofluoromethane:	84	50-130 %
Toluene-d8:	69	55-130 %
4-Bromofluorobenzene:	73	51-130 %

Dilution Factor: 1

Data Qualifiers: None

QA/QC Report
for
Volatile Organic Compounds (EPA 8260B)

Reporting units: ppb

Matrix Spike (MS) / Matrix Spike Duplicate (MSD)

Date of Extraction: 4/22/2017
Date of Analysis: 4/22/2017
Dup Date of Analysis: 4/22/2017
Laboratory Sample #: AZ10701-017
MS/MSD Qualifiers: None
Reference #: TTI AZ10701A

Analyte	R1	SPC CONC	MS	MSD	%MS	%MSD	RPD	ACP %MS	ACP RPD	Qual
1,1-Dichloroethene	0.00	10.0	9.27	8.48	93	85	9	57-130	20	☐
Benzene	0.00	10.0	10.7	10.1	107	101	6	70-130	20	☐
Trichloroethene	0.00	10.0	11.8	11.2	118	112	5	70-136	20	☐
Toluene	0.00	10.0	9.50	8.85	95	89	7	70-130	20	☐
Chlorobenzene	0.00	10.0	11.3	10.9	113	109	4	70-130	20	☐

Surrogate Recoveries for Spike Samples

Surrogate (%RC)	MS	MSD	Qual	LCS	LCSD	Qual	ACP % RC
Dibromofluoromethane	86	83	☐	86	84	☐	50-130
Toluene-d8	68	67	☐	68	68	☐	55-130
4-Bromofluorobenzene	74	72	☐	72	73	☐	51-130

Laboratory Control Sample

Date of Extraction: 4/22/2017
Date of Analysis: 4/22/2017
Dup Date of Analysis: 4/22/2017
Laboratory Sample #: MN0422171
LCS Qualifiers: None

Analyte	SPC CONC	LCS	LCSD	%LCS	%LCSD	RPD	ACP %LCS	ACP RPD	Qual
1,1-Dichloroethene	10.0	8.86	9.66	89	97	9	58-130	20	☐
Benzene	10.0	9.79	11.6	98	116	17	70-130	20	☐
Trichloroethene	10.0	11.2	12.7	112	127	13	70-130	20	☐
Toluene	10.0	8.73	10.3	87	103	17	70-130	20	☐
Chlorobenzene	10.0	10.6	12.5	106	125	16	70-130	20	☐

QA/QC Report
for
Volatile Organic Compounds (EPA 8260B)

Reporting units: ppb

Matrix Spike (MS) / Matrix Spike Duplicate (MSD)

Date of Extraction: 4/21/2017
Date of Analysis: 4/21/2017
Dup Date of Analysis: 4/21/2017
Laboratory Sample #: AZ10701-009
MS/MSD Qualifiers: None
Reference #: TTI AZ10701A

Analyte	R1	SPC CONC	MS	MSD	%MS	%MSD	RPD	ACP %MS	ACP RPD	Qual
1,1-Dichloroethene	0.00	10.0	8.21	8.14	82	81	1	57-130	20	☐
Benzene	0.00	10.0	9.87	9.64	99	96	2	70-130	20	☐
Trichloroethene	0.00	10.0	11.2	10.7	112	107	5	70-136	20	☐
Toluene	0.00	10.0	8.87	8.55	89	86	4	70-130	20	☐
Chlorobenzene	0.00	10.0	11.1	10.8	111	108	3	70-130	20	☐

Surrogate Recoveries for Spike Samples

Surrogate (%RC)	MS	MSD	Qual	LCS	LCSD	Qual	ACP % RC
Dibromofluoromethane	89	90	☐	88	89	☐	50-130
Toluene-d8	67	67	☐	69	69	☐	55-130
4-Bromofluorobenzene	74	72	☐	73	73	☐	51-130

Laboratory Control Sample

Date of Extraction: 4/21/2017
Date of Analysis: 4/21/2017
Dup Date of Analysis: 4/21/2017
Laboratory Sample #: HT0421171
LCS Qualifiers: None

Analyte	SPC CONC	LCS	LCSD	%LCS	%LCSD	RPD	ACP %LCS	ACP RPD	Qual
1,1-Dichloroethene	10.0	7.76	7.50	78	75	3	58-130	20	☐
Benzene	10.0	9.49	9.11	95	91	4	70-130	20	☐
Trichloroethene	10.0	10.4	9.91	104	99	5	70-130	20	☐
Toluene	10.0	8.57	8.42	86	84	2	70-130	20	☐
Chlorobenzene	10.0	10.8	10.8	108	108	0	70-130	20	☐

Definition of terms:

R1	Result of unspiked laboratory sample used for matrix spike determination.
SP CONC (or Spike Conc.)	Spike concentration added to sample or blank
MS	Matrix Spike sample result
MSD	Matrix Spike Duplicate sample result
%MS	Percent recovery of MS: {(MS-R1) / SP CONC} x100
%MSD	Percent recovery of MSD: {(MSD-R1) / SP CONC} x 100
RPD (for MS/MSD)	Relative Percent Difference: {(MS-MSD) / (MS+MSD)} x 100 x 2
LCS	Laboratory Control Sample result
LCSD	Laboratory Control Sample Duplicate result
%LCS	Percent recovery of LCS: {(LCS) / SP CONC} x100
%LCSD	Percent recovery of LCSD: {(LCSD) / SP CONC} x 100
RPD (for LCS/LCSD)	Relative Percent Difference: {(LCS-LCSD) / (LCS+LCSD)} x 100 x 2
ACP %LCS	Acceptable percent recovery range for Laboratory Control Samples.
ACP %MS	Acceptable percent recovery range for Matrix Spike samples
ACP RPD	Acceptable Relative Percent Difference
D	Detectable, result must be greater than zero
Qual	A checked box indicates a data qualifier was utilized and/or required for this analyte see attached explanation.
ND	Analyte Not Detected

Analysis Request and Chain of Custody Record

ORANGE COAST ANALYTICAL, INC. www.ocalab.com

3002 Dow, Suite 532
Tustin, CA 92780
(714) 832-0064 Fax (714) 832-0067

4620 E. Elwood, Suite 4
Phoenix, AZ 85040
(480) 736-0960 Fax (480) 736-0970

Lab Job No: AZ10701
Page 1 of 2

REQUIRED TURN AROUND TIME: Standard: X
72 Hours: ____ 48 Hours: ____ 24 Hours: ____

CUSTOMER INFORMATION	PROJECT INFORMATION
COMPANY: Tetra Tech	PROJECT NAME: Hwy 260 + Johnson
SEND REPORT TO:	NUMBER: 117-1303065
EMAIL: Chris.jacquemin@tetratech.com	ADDRESS:
ADDRESS:	
	P.O. #:
PHONE: FAX:	SAMPLED BY: M. Hearn

ANALYSIS REQUEST / PRESERVATIVE: 624.1 OB

SAMPLE ID	NO. OF CONTAINERS	SAMPLE DATE	SAMPLE TIME	SAMPLE MATRIX	CONTAINER TYPE	624.1 OB	REMARKS/PRECAUTIONS
Marinello	2	4/10/17	1000	GW	VOA	X	
Gardner			1230				
Mangum			1350				
Lee			1440				
Lee 13			1440				
LDS Church			1610				
Kengla 1		4/11/17	0945				
Kengla 3N		4/11/17	1000				
Kengla 2		4/11/17	1040				
Kengla 1R		4/11/17	1135				
Rainbow		4/12/17	1145				
School		4/12/17	1720				
Earl S		4/13/17	0915				
Williams		4/13/17	1000				

Total No. of Samples: 22 Method of Shipment: Hand

Preservative: 1 = Ice 2 = HCl 3 = HNO_3 4 = H_2SO_4 5 = NaOH 6 = Other

Relinquished By:	Date/Time:	Received By:	Date/Time:
M Hearn	4/14/17 1602	Tim Pell	4-14-17 1602
Relinquished By:	Date/Time:	Received By:	Date/Time:
Relinquished By:	Date/Time:	Received For Lab By:	Date/Time:

Sample Matrix:
DW - Drinking Water
GW - Groundwater
WW - Wastewater
SS - Soil/Solid
OT- Other

Sample Integrity:
Intact Y On Ice Y 1.0°C

By signing above, client acknowledges responsibility for payment of all services requested on this chain of custody form and any additional services provided in support of this project. Payment is due within 30 days of invoice date unless otherwise agreed upon, in writing, with Orange Coast Analytical, Inc. All samples remain the property of the client. A disposal fee may be imposed if client fails to pickup sampl

Analysis Request and Chain of Custody Record

ORANGE COAST ANALYTICAL, INC. www.ocalab.com

3002 Dow, Suite 532
Tustin, CA 92780
(714) 832-0064 Fax (714) 832-0067

4620 E. Elwood, Suite 4
Phoenix, AZ 85040
(480) 736-0960 Fax (480) 736-0970

Lab Job No: AZ10701
Page 2 of 2

REQUIRED TURN AROUND TIME: Standard: Y
72 Hours: 48 Hours: 24 Hours:

CUSTOMER INFORMATION	PROJECT INFORMATION
COMPANY: Tetra Tech	PROJECT NAME: Hwy 260 + Johnson
SEND REPORT TO:	NUMBER: 117-1303065
EMAIL: Chris.jacquemin@tetratech.com	ADDRESS:
ADDRESS:	
	P.O. #:
PHONE: FAX:	SAMPLED BY:

ANALYSIS REQUEST / PRESERVATIVE: 8260

SAMPLE ID	NO. OF CONTAINERS	SAMPLE DATE	SAMPLE TIME	SAMPLE MATRIX	CONTAINER TYPE	8260	REMARKS/PRECAUTIONS
Earl N	2	4/13/17	1205	GW	VOA	X	
Lake 1		4/14/17	1025				
Lake 6D			1030				
Lake 2			1040				
Lake 3			1045				
Lake 4			1055				
Lake 5			1110				
Trip Blank		4/10/17	0900	—			

Total No. of Samples: 22 Method of Shipment: Hand

Preservative: 1 = Ice 2 = HCl 3 = HNO_3 4 = H_2SO_4 5 = NaOH 6 = Other

Relinquished By:	Date/Time:	Received By:	Date/Time:
[signature]	4/14/17 1602	Tim [signature]	4-14-17 1602
Relinquished By:	Date/Time:	Received By:	Date/Time:
Relinquished By:	Date/Time:	Received For Lab By:	Date/Time:

Sample Matrix:
DW - Drinking Water
GW - Groundwater
WW - Wastewater
SS - Soil/Solid
OT- Other

Sample Integrity:
Intact Y On Ice Y 1.0c

By signing above, client acknowledges responsibility for payment of all services requested on this chain of custody form and any additional services provided in support of this project. Payment is due within 30 days of invoice date unless otherwise agreed upon, in writing, with Orange Coast Analytical, Inc. All samples remain the property of the client. A disposal fee may be imposed if client fails to pickup sampl

ANALYTICAL REPORT

December 18, 2017

Pinyon Environmental

Sample Delivery Group:	L956800
Samples Received:	12/12/2017
Project Number:	717100604
Description:	ADEQ-260 and Johnson Lane
Report To:	Steve Sutherland 1408 W. Mendoza Avenue Mesa, AZ 85202

Entire Report Reviewed By: Daphne R Richards

Daphne Richards
Technical Service Representative

Results relate only to the items tested or calibrated and are reported as rounded values. This test report shall not be reproduced, except in full, without written approval of the laboratory. Where applicable, sampling conducted by ESC is performed per guidance provided in laboratory standard operating procedures: 060302, 060303, and 060304.

TABLE OF CONTENTS

Cp: Cover Page 1

Tc: Table of Contents 2

Ss: Sample Summary 3

Cn: Case Narrative 6

Sr: Sample Results 7

TRIP BLANK L956800-01 7

LDS WELL L956800-02 9

PINETOP LAKESIDE SCHOOL L956800-03 11

KENGLA 1R L956800-04 13

KENGLA 3N L956800-05 15

KENGLA 1 L956800-06 17

KENGLA 2 L956800-07 19

GARDENER WELL L956800-08 21

MANGUM WELL L956800-09 23

RAINBOW CABINS L956800-10 25

MARINELLO L956800-11 27

EARL SOUTH L956800-12 29

EARL NORTH L956800-13 31

LEE WELL L956800-14 33

MW-1 L956800-15 35

MW-2 L956800-16 37

MW-3 L956800-17 39

Qc: Quality Control Summary 41

Volatile Organic Compounds (GC/MS) by Method 8260B 41

Is: Internal Standard Summary 45

Volatile Organic Compounds (GC/MS) by Method 8260B 45

Gl: Glossary of Terms 46

Al: Accreditations & Locations 47

Sc: Sample Chain of Custody 48

TRIP BLANK L956800-01 GW

Collected by: Steve Sutherland | Collected date/time: 12/06/17 00:00 | Received date/time: 12/12/17 08:45

Method	Batch	Dilution	Preparation date/time	Analysis date/time	Analyst
Volatile Organic Compounds (GC/MS) by Method 8260B	WG1052555	1	12/12/17 16:58	12/12/17 16:58	JHH

LDS WELL L956800-02 GW

Collected by: Steve Sutherland | Collected date/time: 12/06/17 10:40 | Received date/time: 12/12/17 08:45

Method	Batch	Dilution	Preparation date/time	Analysis date/time	Analyst
Volatile Organic Compounds (GC/MS) by Method 8260B	WG1052555	1	12/12/17 17:16	12/12/17 17:16	JHH

PINETOP LAKESIDE SCHOOL L956800-03 GW

Collected by: Steve Sutherland | Collected date/time: 12/06/17 20:31 | Received date/time: 12/12/17 08:45

Method	Batch	Dilution	Preparation date/time	Analysis date/time	Analyst
Volatile Organic Compounds (GC/MS) by Method 8260B	WG1052555	1	12/12/17 17:35	12/12/17 17:35	JHH

KENGLA 1R L956800-04 GW

Collected by: Steve Sutherland | Collected date/time: 12/07/17 16:44 | Received date/time: 12/12/17 08:45

Method	Batch	Dilution	Preparation date/time	Analysis date/time	Analyst
Volatile Organic Compounds (GC/MS) by Method 8260B	WG1052555	1	12/12/17 17:54	12/12/17 17:54	JHH

KENGLA 3N L956800-05 GW

Collected by: Steve Sutherland | Collected date/time: 12/07/17 16:00 | Received date/time: 12/12/17 08:45

Method	Batch	Dilution	Preparation date/time	Analysis date/time	Analyst
Volatile Organic Compounds (GC/MS) by Method 8260B	WG1052555	1	12/12/17 18:12	12/12/17 18:12	JHH

KENGLA 1 L956800-06 GW

Collected by: Steve Sutherland | Collected date/time: 12/07/17 17:15 | Received date/time: 12/12/17 08:45

Method	Batch	Dilution	Preparation date/time	Analysis date/time	Analyst
Volatile Organic Compounds (GC/MS) by Method 8260B	WG1052555	1	12/12/17 18:31	12/12/17 18:31	JHH

KENGLA 2 L956800-07 GW

Collected by: Steve Sutherland | Collected date/time: 12/07/17 16:20 | Received date/time: 12/12/17 08:45

Method	Batch	Dilution	Preparation date/time	Analysis date/time	Analyst
Volatile Organic Compounds (GC/MS) by Method 8260B	WG1052555	1	12/12/17 18:50	12/12/17 18:50	JHH

GARDENER WELL L956800-08 GW

Collected by: Steve Sutherland | Collected date/time: 12/04/17 10:57 | Received date/time: 12/12/17 08:45

Method	Batch	Dilution	Preparation date/time	Analysis date/time	Analyst
Volatile Organic Compounds (GC/MS) by Method 8260B	WG1052555	1	12/12/17 19:08	12/12/17 19:08	JHH

MANGUM WELL L956800-09 GW

Collected by	Collected date/time	Received date/time
Steve Sutherland	12/03/17 16:35	12/12/17 08:45

Method	Batch	Dilution	Preparation date/time	Analysis date/time	Analyst
Volatile Organic Compounds (GC/MS) by Method 8260B	WG1052555	1	12/12/17 19:27	12/12/17 19:27	JHH

RAINBOW CABINS L956800-10 GW

Collected by	Collected date/time	Received date/time
Steve Sutherland	12/04/17 14:38	12/12/17 08:45

Method	Batch	Dilution	Preparation date/time	Analysis date/time	Analyst
Volatile Organic Compounds (GC/MS) by Method 8260B	WG1052555	1	12/12/17 19:46	12/12/17 19:46	JHH

MARINELLO L956800-11 GW

Collected by	Collected date/time	Received date/time
Steve Sutherland	12/05/17 13:48	12/12/17 08:45

Method	Batch	Dilution	Preparation date/time	Analysis date/time	Analyst
Volatile Organic Compounds (GC/MS) by Method 8260B	WG1052555	1	12/12/17 20:05	12/12/17 20:05	JHH

EARL SOUTH L956800-12 GW

Collected by	Collected date/time	Received date/time
Steve Sutherland	12/07/17 11:45	12/12/17 08:45

Method	Batch	Dilution	Preparation date/time	Analysis date/time	Analyst
Volatile Organic Compounds (GC/MS) by Method 8260B	WG1052555	1	12/12/17 20:23	12/12/17 20:23	JHH

EARL NORTH L956800-13 GW

Collected by	Collected date/time	Received date/time
Steve Sutherland	12/07/17 12:05	12/12/17 08:45

Method	Batch	Dilution	Preparation date/time	Analysis date/time	Analyst
Volatile Organic Compounds (GC/MS) by Method 8260B	WG1052555	1	12/12/17 20:42	12/12/17 20:42	JHH

LEE WELL L956800-14 GW

Collected by	Collected date/time	Received date/time
Steve Sutherland	12/06/17 14:57	12/12/17 08:45

Method	Batch	Dilution	Preparation date/time	Analysis date/time	Analyst
Volatile Organic Compounds (GC/MS) by Method 8260B	WG1052555	1	12/12/17 21:01	12/12/17 21:01	JHH

MW-1 L956800-15 GW

Collected by	Collected date/time	Received date/time
Steve Sutherland	12/08/17 11:17	12/12/17 08:45

Method	Batch	Dilution	Preparation date/time	Analysis date/time	Analyst
Volatile Organic Compounds (GC/MS) by Method 8260B	WG1052555	1	12/12/17 21:20	12/12/17 21:20	JHH

MW-2 L956800-16 GW

Collected by	Collected date/time	Received date/time
Steve Sutherland	12/07/17 18:00	12/12/17 08:45

Method	Batch	Dilution	Preparation date/time	Analysis date/time	Analyst
Volatile Organic Compounds (GC/MS) by Method 8260B	WG1052555	1	12/12/17 21:38	12/12/17 21:38	JHH

MW-3 L956800-17 GW

Collected by	Collected date/time	Received date/time
Steve Sutherland	12/07/17 18:47	12/12/17 08:45

Method	Batch	Dilution	Preparation date/time	Analysis date/time	Analyst
Volatile Organic Compounds (GC/MS) by Method 8260B	WG1052555	1	12/12/17 21:57	12/12/17 21:57	JHH

1 Cp
2 Tc
3 Ss
4 Cn
5 Sr
6 Qc
7 Is
8 Gl
9 Al
10 Sc

All sample aliquots were received at the correct temperature, in the proper containers, with the appropriate preservatives, and within method specified holding times, unless qualified or notated within the report. All MDL (LOD) and RDL (LOQ) values reported for environmental samples have been corrected for the dilution factor used in the analysis. All radiochemical sample results for solids are reported on a dry weight basis with the exception of tritium, carbon-14 and radon, unless wet weight was requested by the client. All Method and Batch Quality Control are within established criteria except where addressed in this case narrative, a non-conformance form or properly qualified within the sample results. By my digital signature below, I affirm to the best of my knowledge, all problems/anomalies observed by the laboratory as having the potential to affect the quality of the data have been identified by the laboratory, and no information or data have been knowingly withheld that would affect the quality of the data.

Daphne R Richards

Daphne Richards
Technical Service Representative

Volatile Organic Compounds (GC/MS) by Method 8260B

Analyte	Result mg/l	Qualifier	MDL mg/l	RDL mg/l	Dilution	Analysis date / time	Batch
Acetone	U		0.0100	0.0500	1	12/12/2017 16:58	WG1052555
Acrolein	U	L1	0.00887	0.0500	1	12/12/2017 16:58	WG1052555
Acrylonitrile	U	L2	0.00187	0.0100	1	12/12/2017 16:58	WG1052555
Benzene	U		0.000331	0.00100	1	12/12/2017 16:58	WG1052555
Bromobenzene	U		0.000352	0.00100	1	12/12/2017 16:58	WG1052555
Bromodichloromethane	U		0.000380	0.00100	1	12/12/2017 16:58	WG1052555
Bromoform	U		0.000469	0.00100	1	12/12/2017 16:58	WG1052555
Bromomethane	U	R7	0.000866	0.00500	1	12/12/2017 16:58	WG1052555
1,3-Butadiene	U		0.000330	0.00200	1	12/12/2017 16:58	WG1052555
n-Butylbenzene	U		0.000361	0.00100	1	12/12/2017 16:58	WG1052555
sec-Butylbenzene	U		0.000365	0.00100	1	12/12/2017 16:58	WG1052555
tert-Butylbenzene	U		0.000399	0.00100	1	12/12/2017 16:58	WG1052555
Carbon tetrachloride	U		0.000379	0.00100	1	12/12/2017 16:58	WG1052555
Carbon disulfide	U		0.000275	0.00100	1	12/12/2017 16:58	WG1052555
Chlorobenzene	U		0.000348	0.00100	1	12/12/2017 16:58	WG1052555
Chlorodibromomethane	U		0.000327	0.00100	1	12/12/2017 16:58	WG1052555
Chloroethane	U		0.000453	0.00500	1	12/12/2017 16:58	WG1052555
Chloroform	U		0.000324	0.00500	1	12/12/2017 16:58	WG1052555
Chloromethane	U		0.000276	0.00250	1	12/12/2017 16:58	WG1052555
Cyclohexane	U		0.000390	0.00100	1	12/12/2017 16:58	WG1052555
2-Chlorotoluene	U		0.000375	0.00100	1	12/12/2017 16:58	WG1052555
4-Chlorotoluene	U		0.000351	0.00100	1	12/12/2017 16:58	WG1052555
1,2-Dibromo-3-Chloropropane	U	L2	0.00133	0.00500	1	12/12/2017 16:58	WG1052555
1,2-Dibromoethane	U		0.000381	0.00100	1	12/12/2017 16:58	WG1052555
Dibromomethane	U		0.000346	0.00100	1	12/12/2017 16:58	WG1052555
1,2-Dichlorobenzene	U		0.000349	0.00100	1	12/12/2017 16:58	WG1052555
1,3-Dichlorobenzene	U		0.000220	0.00100	1	12/12/2017 16:58	WG1052555
1,4-Dichlorobenzene	U		0.000274	0.00100	1	12/12/2017 16:58	WG1052555
Dichlorodifluoromethane	U		0.000551	0.00500	1	12/12/2017 16:58	WG1052555
1,1-Dichloroethane	U		0.000259	0.00100	1	12/12/2017 16:58	WG1052555
1,2-Dichloroethane	U		0.000361	0.00100	1	12/12/2017 16:58	WG1052555
1,1-Dichloroethene	U		0.000398	0.00100	1	12/12/2017 16:58	WG1052555
cis-1,2-Dichloroethene	U		0.000260	0.00100	1	12/12/2017 16:58	WG1052555
trans-1,2-Dichloroethene	U		0.000396	0.00100	1	12/12/2017 16:58	WG1052555
1,2-Dichloropropane	U		0.000306	0.00100	1	12/12/2017 16:58	WG1052555
1,1-Dichloropropene	U		0.000352	0.00100	1	12/12/2017 16:58	WG1052555
1,3-Dichloropropane	U		0.000366	0.00100	1	12/12/2017 16:58	WG1052555
cis-1,3-Dichloropropene	U		0.000418	0.00100	1	12/12/2017 16:58	WG1052555
trans-1,3-Dichloropropene	U		0.000419	0.00100	1	12/12/2017 16:58	WG1052555
2,2-Dichloropropane	U		0.000321	0.00100	1	12/12/2017 16:58	WG1052555
Dicyclopentadiene	U		0.000219	0.00100	1	12/12/2017 16:58	WG1052555
Di-isopropyl ether	U		0.000320	0.00100	1	12/12/2017 16:58	WG1052555
Ethylbenzene	U		0.000384	0.00100	1	12/12/2017 16:58	WG1052555
4-Ethyltoluene	U		0.000172	0.00100	1	12/12/2017 16:58	WG1052555
Hexachloro-1,3-butadiene	U		0.000256	0.00100	1	12/12/2017 16:58	WG1052555
n-Hexane	U		0.000736	0.0100	1	12/12/2017 16:58	WG1052555
Isopropylbenzene	U		0.000326	0.00100	1	12/12/2017 16:58	WG1052555
p-Isopropyltoluene	U		0.000350	0.00100	1	12/12/2017 16:58	WG1052555
2-Butanone (MEK)	U		0.00393	0.0100	1	12/12/2017 16:58	WG1052555
Methyl Cyclohexane	U		0.000380	0.00100	1	12/12/2017 16:58	WG1052555
Methylene Chloride	U		0.00100	0.00500	1	12/12/2017 16:58	WG1052555
4-Methyl-2-pentanone (MIBK)	U		0.00214	0.0100	1	12/12/2017 16:58	WG1052555
Methyl tert-butyl ether	U		0.000367	0.00100	1	12/12/2017 16:58	WG1052555
Naphthalene	U		0.00100	0.00500	1	12/12/2017 16:58	WG1052555
Propene	U		0.000975	0.00250	1	12/12/2017 16:58	WG1052555
n-Propylbenzene	U		0.000349	0.00100	1	12/12/2017 16:58	WG1052555

Volatile Organic Compounds (GC/MS) by Method 8260B

Analyte	Result mg/l	Qualifier	MDL mg/l	RDL mg/l	Dilution	Analysis date / time	Batch
Styrene	U		0.000307	0.00100	1	12/12/2017 16:58	WG1052555
1,1,1,2-Tetrachloroethane	U		0.000385	0.00100	1	12/12/2017 16:58	WG1052555
1,1,2,2-Tetrachloroethane	U	L2	0.000130	0.00100	1	12/12/2017 16:58	WG1052555
1,1,2-Trichlorotrifluoroethane	U		0.000303	0.00100	1	12/12/2017 16:58	WG1052555
Tetrachloroethene	U		0.000372	0.00100	1	12/12/2017 16:58	WG1052555
Toluene	U		0.000412	0.00100	1	12/12/2017 16:58	WG1052555
1,2,3-Trichlorobenzene	U		0.000230	0.00100	1	12/12/2017 16:58	WG1052555
1,2,4-Trichlorobenzene	U		0.000355	0.00100	1	12/12/2017 16:58	WG1052555
1,1,1-Trichloroethane	U		0.000319	0.00100	1	12/12/2017 16:58	WG1052555
1,1,2-Trichloroethane	U		0.000383	0.00100	1	12/12/2017 16:58	WG1052555
Trichloroethene	U		0.000398	0.00100	1	12/12/2017 16:58	WG1052555
Trichlorofluoromethane	U		0.00120	0.00500	1	12/12/2017 16:58	WG1052555
1,2,3-Trichloropropane	U		0.000807	0.00250	1	12/12/2017 16:58	WG1052555
1,2,4-Trimethylbenzene	U		0.000373	0.00100	1	12/12/2017 16:58	WG1052555
1,2,3-Trimethylbenzene	U		0.000321	0.00100	1	12/12/2017 16:58	WG1052555
1,3,5-Trimethylbenzene	U		0.000387	0.00100	1	12/12/2017 16:58	WG1052555
Vinyl chloride	U		0.000259	0.00100	1	12/12/2017 16:58	WG1052555
Xylenes, Total	U		0.00106	0.00300	1	12/12/2017 16:58	WG1052555
(S) Toluene-d8	*102*			*80.0-120*		*12/12/2017 16:58*	WG1052555
(S) Dibromofluoromethane	*92.8*			*76.0-123*		*12/12/2017 16:58*	WG1052555
(S) 4-Bromofluorobenzene	*97.6*			*80.0-120*		*12/12/2017 16:58*	WG1052555

Volatile Organic Compounds (GC/MS) by Method 8260B

Analyte	Result mg/l	Qualifier	MDL mg/l	RDL mg/l	Dilution	Analysis date / time	Batch
Acetone	U		0.0100	0.0500	1	12/12/2017 17:16	WG1052555
Acrolein	U	L1	0.00887	0.0500	1	12/12/2017 17:16	WG1052555
Acrylonitrile	U	L2	0.00187	0.0100	1	12/12/2017 17:16	WG1052555
Benzene	U		0.000331	0.00100	1	12/12/2017 17:16	WG1052555
Bromobenzene	U		0.000352	0.00100	1	12/12/2017 17:16	WG1052555
Bromodichloromethane	U		0.000380	0.00100	1	12/12/2017 17:16	WG1052555
Bromoform	U		0.000469	0.00100	1	12/12/2017 17:16	WG1052555
Bromomethane	U	R7	0.000866	0.00500	1	12/12/2017 17:16	WG1052555
1,3-Butadiene	U		0.000330	0.00200	1	12/12/2017 17:16	WG1052555
n-Butylbenzene	U		0.000361	0.00100	1	12/12/2017 17:16	WG1052555
sec-Butylbenzene	U		0.000365	0.00100	1	12/12/2017 17:16	WG1052555
tert-Butylbenzene	U		0.000399	0.00100	1	12/12/2017 17:16	WG1052555
Carbon tetrachloride	U		0.000379	0.00100	1	12/12/2017 17:16	WG1052555
Carbon disulfide	U		0.000275	0.00100	1	12/12/2017 17:16	WG1052555
Chlorobenzene	U		0.000348	0.00100	1	12/12/2017 17:16	WG1052555
Chlorodibromomethane	U		0.000327	0.00100	1	12/12/2017 17:16	WG1052555
Chloroethane	U		0.000453	0.00500	1	12/12/2017 17:16	WG1052555
Chloroform	U		0.000324	0.00500	1	12/12/2017 17:16	WG1052555
Chloromethane	U		0.000276	0.00250	1	12/12/2017 17:16	WG1052555
Cyclohexane	U		0.000390	0.00100	1	12/12/2017 17:16	WG1052555
2-Chlorotoluene	U		0.000375	0.00100	1	12/12/2017 17:16	WG1052555
4-Chlorotoluene	U		0.000351	0.00100	1	12/12/2017 17:16	WG1052555
1,2-Dibromo-3-Chloropropane	U	L2	0.00133	0.00500	1	12/12/2017 17:16	WG1052555
1,2-Dibromoethane	U		0.000381	0.00100	1	12/12/2017 17:16	WG1052555
Dibromomethane	U		0.000346	0.00100	1	12/12/2017 17:16	WG1052555
1,2-Dichlorobenzene	U		0.000349	0.00100	1	12/12/2017 17:16	WG1052555
1,3-Dichlorobenzene	U		0.000220	0.00100	1	12/12/2017 17:16	WG1052555
1,4-Dichlorobenzene	U		0.000274	0.00100	1	12/12/2017 17:16	WG1052555
Dichlorodifluoromethane	U		0.000551	0.00500	1	12/12/2017 17:16	WG1052555
1,1-Dichloroethane	U		0.000259	0.00100	1	12/12/2017 17:16	WG1052555
1,2-Dichloroethane	U		0.000361	0.00100	1	12/12/2017 17:16	WG1052555
1,1-Dichloroethene	U		0.000398	0.00100	1	12/12/2017 17:16	WG1052555
cis-1,2-Dichloroethene	U		0.000260	0.00100	1	12/12/2017 17:16	WG1052555
trans-1,2-Dichloroethene	U		0.000396	0.00100	1	12/12/2017 17:16	WG1052555
1,2-Dichloropropane	U		0.000306	0.00100	1	12/12/2017 17:16	WG1052555
1,1-Dichloropropene	U		0.000352	0.00100	1	12/12/2017 17:16	WG1052555
1,3-Dichloropropane	U		0.000366	0.00100	1	12/12/2017 17:16	WG1052555
cis-1,3-Dichloropropene	U		0.000418	0.00100	1	12/12/2017 17:16	WG1052555
trans-1,3-Dichloropropene	U		0.000419	0.00100	1	12/12/2017 17:16	WG1052555
2,2-Dichloropropane	U		0.000321	0.00100	1	12/12/2017 17:16	WG1052555
Dicyclopentadiene	U		0.000219	0.00100	1	12/12/2017 17:16	WG1052555
Di-isopropyl ether	U		0.000320	0.00100	1	12/12/2017 17:16	WG1052555
Ethylbenzene	U		0.000384	0.00100	1	12/12/2017 17:16	WG1052555
4-Ethyltoluene	U		0.000172	0.00100	1	12/12/2017 17:16	WG1052555
Hexachloro-1,3-butadiene	U		0.000256	0.00100	1	12/12/2017 17:16	WG1052555
n-Hexane	U		0.000736	0.0100	1	12/12/2017 17:16	WG1052555
Isopropylbenzene	U		0.000326	0.00100	1	12/12/2017 17:16	WG1052555
p-Isopropyltoluene	U		0.000350	0.00100	1	12/12/2017 17:16	WG1052555
2-Butanone (MEK)	U		0.00393	0.0100	1	12/12/2017 17:16	WG1052555
Methyl Cyclohexane	U		0.000380	0.00100	1	12/12/2017 17:16	WG1052555
Methylene Chloride	U		0.00100	0.00500	1	12/12/2017 17:16	WG1052555
4-Methyl-2-pentanone (MIBK)	U		0.00214	0.0100	1	12/12/2017 17:16	WG1052555
Methyl tert-butyl ether	U		0.000367	0.00100	1	12/12/2017 17:16	WG1052555
Naphthalene	U		0.00100	0.00500	1	12/12/2017 17:16	WG1052555
Propene	U		0.000975	0.00250	1	12/12/2017 17:16	WG1052555
n-Propylbenzene	U		0.000349	0.00100	1	12/12/2017 17:16	WG1052555

Volatile Organic Compounds (GC/MS) by Method 8260B

Analyte	Result mg/l	Qualifier	MDL mg/l	RDL mg/l	Dilution	Analysis date / time	Batch
Styrene	U		0.000307	0.00100	1	12/12/2017 17:16	WG1052555
1,1,1,2-Tetrachloroethane	U		0.000385	0.00100	1	12/12/2017 17:16	WG1052555
1,1,2,2-Tetrachloroethane	U	L2	0.000130	0.00100	1	12/12/2017 17:16	WG1052555
1,1,2-Trichlorotrifluoroethane	U		0.000303	0.00100	1	12/12/2017 17:16	WG1052555
Tetrachloroethene	U		0.000372	0.00100	1	12/12/2017 17:16	WG1052555
Toluene	U		0.000412	0.00100	1	12/12/2017 17:16	WG1052555
1,2,3-Trichlorobenzene	U		0.000230	0.00100	1	12/12/2017 17:16	WG1052555
1,2,4-Trichlorobenzene	U		0.000355	0.00100	1	12/12/2017 17:16	WG1052555
1,1,1-Trichloroethane	U		0.000319	0.00100	1	12/12/2017 17:16	WG1052555
1,1,2-Trichloroethane	U		0.000383	0.00100	1	12/12/2017 17:16	WG1052555
Trichloroethene	U		0.000398	0.00100	1	12/12/2017 17:16	WG1052555
Trichlorofluoromethane	U		0.00120	0.00500	1	12/12/2017 17:16	WG1052555
1,2,3-Trichloropropane	U		0.000807	0.00250	1	12/12/2017 17:16	WG1052555
1,2,4-Trimethylbenzene	U		0.000373	0.00100	1	12/12/2017 17:16	WG1052555
1,2,3-Trimethylbenzene	U		0.000321	0.00100	1	12/12/2017 17:16	WG1052555
1,3,5-Trimethylbenzene	U		0.000387	0.00100	1	12/12/2017 17:16	WG1052555
Vinyl chloride	U		0.000259	0.00100	1	12/12/2017 17:16	WG1052555
Xylenes, Total	U		0.00106	0.00300	1	12/12/2017 17:16	WG1052555
(S) Toluene-d8	*100*			*80.0-120*		*12/12/2017 17:16*	WG1052555
(S) Dibromofluoromethane	*94.1*			*76.0-123*		*12/12/2017 17:16*	WG1052555
(S) 4-Bromofluorobenzene	*98.6*			*80.0-120*		*12/12/2017 17:16*	WG1052555

Volatile Organic Compounds (GC/MS) by Method 8260B

Analyte	Result mg/l	Qualifier	MDL mg/l	RDL mg/l	Dilution	Analysis date / time	Batch
Acetone	U		0.0100	0.0500	1	12/12/2017 17:35	WG1052555
Acrolein	U	L1	0.00887	0.0500	1	12/12/2017 17:35	WG1052555
Acrylonitrile	U	L2	0.00187	0.0100	1	12/12/2017 17:35	WG1052555
Benzene	U		0.000331	0.00100	1	12/12/2017 17:35	WG1052555
Bromobenzene	U		0.000352	0.00100	1	12/12/2017 17:35	WG1052555
Bromodichloromethane	U		0.000380	0.00100	1	12/12/2017 17:35	WG1052555
Bromoform	U		0.000469	0.00100	1	12/12/2017 17:35	WG1052555
Bromomethane	U	R7	0.000866	0.00500	1	12/12/2017 17:35	WG1052555
1,3-Butadiene	U		0.000330	0.00200	1	12/12/2017 17:35	WG1052555
n-Butylbenzene	U		0.000361	0.00100	1	12/12/2017 17:35	WG1052555
sec-Butylbenzene	U		0.000365	0.00100	1	12/12/2017 17:35	WG1052555
tert-Butylbenzene	U		0.000399	0.00100	1	12/12/2017 17:35	WG1052555
Carbon tetrachloride	U		0.000379	0.00100	1	12/12/2017 17:35	WG1052555
Carbon disulfide	U		0.000275	0.00100	1	12/12/2017 17:35	WG1052555
Chlorobenzene	U		0.000348	0.00100	1	12/12/2017 17:35	WG1052555
Chlorodibromomethane	U		0.000327	0.00100	1	12/12/2017 17:35	WG1052555
Chloroethane	U		0.000453	0.00500	1	12/12/2017 17:35	WG1052555
Chloroform	U		0.000324	0.00500	1	12/12/2017 17:35	WG1052555
Chloromethane	U		0.000276	0.00250	1	12/12/2017 17:35	WG1052555
Cyclohexane	U		0.000390	0.00100	1	12/12/2017 17:35	WG1052555
2-Chlorotoluene	U		0.000375	0.00100	1	12/12/2017 17:35	WG1052555
4-Chlorotoluene	U		0.000351	0.00100	1	12/12/2017 17:35	WG1052555
1,2-Dibromo-3-Chloropropane	U	L2	0.00133	0.00500	1	12/12/2017 17:35	WG1052555
1,2-Dibromoethane	U		0.000381	0.00100	1	12/12/2017 17:35	WG1052555
Dibromomethane	U		0.000346	0.00100	1	12/12/2017 17:35	WG1052555
1,2-Dichlorobenzene	U		0.000349	0.00100	1	12/12/2017 17:35	WG1052555
1,3-Dichlorobenzene	U		0.000220	0.00100	1	12/12/2017 17:35	WG1052555
1,4-Dichlorobenzene	U		0.000274	0.00100	1	12/12/2017 17:35	WG1052555
Dichlorodifluoromethane	U		0.000551	0.00500	1	12/12/2017 17:35	WG1052555
1,1-Dichloroethane	U		0.000259	0.00100	1	12/12/2017 17:35	WG1052555
1,2-Dichloroethane	U		0.000361	0.00100	1	12/12/2017 17:35	WG1052555
1,1-Dichloroethene	U		0.000398	0.00100	1	12/12/2017 17:35	WG1052555
cis-1,2-Dichloroethene	U		0.000260	0.00100	1	12/12/2017 17:35	WG1052555
trans-1,2-Dichloroethene	U		0.000396	0.00100	1	12/12/2017 17:35	WG1052555
1,2-Dichloropropane	U		0.000306	0.00100	1	12/12/2017 17:35	WG1052555
1,1-Dichloropropene	U		0.000352	0.00100	1	12/12/2017 17:35	WG1052555
1,3-Dichloropropane	U		0.000366	0.00100	1	12/12/2017 17:35	WG1052555
cis-1,3-Dichloropropene	U		0.000418	0.00100	1	12/12/2017 17:35	WG1052555
trans-1,3-Dichloropropene	U		0.000419	0.00100	1	12/12/2017 17:35	WG1052555
2,2-Dichloropropane	U		0.000321	0.00100	1	12/12/2017 17:35	WG1052555
Dicyclopentadiene	U		0.000219	0.00100	1	12/12/2017 17:35	WG1052555
Di-isopropyl ether	U		0.000320	0.00100	1	12/12/2017 17:35	WG1052555
Ethylbenzene	U		0.000384	0.00100	1	12/12/2017 17:35	WG1052555
4-Ethyltoluene	U		0.000172	0.00100	1	12/12/2017 17:35	WG1052555
Hexachloro-1,3-butadiene	U		0.000256	0.00100	1	12/12/2017 17:35	WG1052555
n-Hexane	U		0.000736	0.0100	1	12/12/2017 17:35	WG1052555
Isopropylbenzene	U		0.000326	0.00100	1	12/12/2017 17:35	WG1052555
p-Isopropyltoluene	U		0.000350	0.00100	1	12/12/2017 17:35	WG1052555
2-Butanone (MEK)	U		0.00393	0.0100	1	12/12/2017 17:35	WG1052555
Methyl Cyclohexane	U		0.000380	0.00100	1	12/12/2017 17:35	WG1052555
Methylene Chloride	U		0.00100	0.00500	1	12/12/2017 17:35	WG1052555
4-Methyl-2-pentanone (MIBK)	U		0.00214	0.0100	1	12/12/2017 17:35	WG1052555
Methyl tert-butyl ether	U		0.000367	0.00100	1	12/12/2017 17:35	WG1052555
Naphthalene	U		0.00100	0.00500	1	12/12/2017 17:35	WG1052555
Propene	U		0.000975	0.00250	1	12/12/2017 17:35	WG1052555
n-Propylbenzene	U		0.000349	0.00100	1	12/12/2017 17:35	WG1052555

Volatile Organic Compounds (GC/MS) by Method 8260B

Analyte	Result mg/l	Qualifier	MDL mg/l	RDL mg/l	Dilution	Analysis date / time	Batch
Styrene	U		0.000307	0.00100	1	12/12/2017 17:35	WG1052555
1,1,1,2-Tetrachloroethane	U		0.000385	0.00100	1	12/12/2017 17:35	WG1052555
1,1,2,2-Tetrachloroethane	U	L2	0.000130	0.00100	1	12/12/2017 17:35	WG1052555
1,1,2-Trichlorotrifluoroethane	U		0.000303	0.00100	1	12/12/2017 17:35	WG1052555
Tetrachloroethene	0.00343		0.000372	0.00100	1	12/12/2017 17:35	WG1052555
Toluene	U		0.000412	0.00100	1	12/12/2017 17:35	WG1052555
1,2,3-Trichlorobenzene	U		0.000230	0.00100	1	12/12/2017 17:35	WG1052555
1,2,4-Trichlorobenzene	U		0.000355	0.00100	1	12/12/2017 17:35	WG1052555
1,1,1-Trichloroethane	U		0.000319	0.00100	1	12/12/2017 17:35	WG1052555
1,1,2-Trichloroethane	U		0.000383	0.00100	1	12/12/2017 17:35	WG1052555
Trichloroethene	U		0.000398	0.00100	1	12/12/2017 17:35	WG1052555
Trichlorofluoromethane	U		0.00120	0.00500	1	12/12/2017 17:35	WG1052555
1,2,3-Trichloropropane	U		0.000807	0.00250	1	12/12/2017 17:35	WG1052555
1,2,4-Trimethylbenzene	U		0.000373	0.00100	1	12/12/2017 17:35	WG1052555
1,2,3-Trimethylbenzene	U		0.000321	0.00100	1	12/12/2017 17:35	WG1052555
1,3,5-Trimethylbenzene	U		0.000387	0.00100	1	12/12/2017 17:35	WG1052555
Vinyl chloride	U		0.000259	0.00100	1	12/12/2017 17:35	WG1052555
Xylenes, Total	U		0.00106	0.00300	1	12/12/2017 17:35	WG1052555
(S) Toluene-d8	*103*			*80.0-120*		*12/12/2017 17:35*	WG1052555
(S) Dibromofluoromethane	*96.5*			*76.0-123*		*12/12/2017 17:35*	WG1052555
(S) 4-Bromofluorobenzene	*97.5*			*80.0-120*		*12/12/2017 17:35*	WG1052555

Volatile Organic Compounds (GC/MS) by Method 8260B

Analyte	Result mg/l	Qualifier	MDL mg/l	RDL mg/l	Dilution	Analysis date / time	Batch
Acetone	U		0.0100	0.0500	1	12/12/2017 17:54	WG1052555
Acrolein	U	L1	0.00887	0.0500	1	12/12/2017 17:54	WG1052555
Acrylonitrile	U	L2	0.00187	0.0100	1	12/12/2017 17:54	WG1052555
Benzene	U		0.000331	0.00100	1	12/12/2017 17:54	WG1052555
Bromobenzene	U		0.000352	0.00100	1	12/12/2017 17:54	WG1052555
Bromodichloromethane	U		0.000380	0.00100	1	12/12/2017 17:54	WG1052555
Bromoform	U		0.000469	0.00100	1	12/12/2017 17:54	WG1052555
Bromomethane	U	R7	0.000866	0.00500	1	12/12/2017 17:54	WG1052555
1,3-Butadiene	U		0.000330	0.00200	1	12/12/2017 17:54	WG1052555
n-Butylbenzene	U		0.000361	0.00100	1	12/12/2017 17:54	WG1052555
sec-Butylbenzene	U		0.000365	0.00100	1	12/12/2017 17:54	WG1052555
tert-Butylbenzene	U		0.000399	0.00100	1	12/12/2017 17:54	WG1052555
Carbon tetrachloride	U		0.000379	0.00100	1	12/12/2017 17:54	WG1052555
Carbon disulfide	U		0.000275	0.00100	1	12/12/2017 17:54	WG1052555
Chlorobenzene	U		0.000348	0.00100	1	12/12/2017 17:54	WG1052555
Chlorodibromomethane	U		0.000327	0.00100	1	12/12/2017 17:54	WG1052555
Chloroethane	U		0.000453	0.00500	1	12/12/2017 17:54	WG1052555
Chloroform	U		0.000324	0.00500	1	12/12/2017 17:54	WG1052555
Chloromethane	U		0.000276	0.00250	1	12/12/2017 17:54	WG1052555
Cyclohexane	U		0.000390	0.00100	1	12/12/2017 17:54	WG1052555
2-Chlorotoluene	U		0.000375	0.00100	1	12/12/2017 17:54	WG1052555
4-Chlorotoluene	U		0.000351	0.00100	1	12/12/2017 17:54	WG1052555
1,2-Dibromo-3-Chloropropane	U	L2	0.00133	0.00500	1	12/12/2017 17:54	WG1052555
1,2-Dibromoethane	U		0.000381	0.00100	1	12/12/2017 17:54	WG1052555
Dibromomethane	U		0.000346	0.00100	1	12/12/2017 17:54	WG1052555
1,2-Dichlorobenzene	U		0.000349	0.00100	1	12/12/2017 17:54	WG1052555
1,3-Dichlorobenzene	U		0.000220	0.00100	1	12/12/2017 17:54	WG1052555
1,4-Dichlorobenzene	U		0.000274	0.00100	1	12/12/2017 17:54	WG1052555
Dichlorodifluoromethane	U		0.000551	0.00500	1	12/12/2017 17:54	WG1052555
1,1-Dichloroethane	U		0.000259	0.00100	1	12/12/2017 17:54	WG1052555
1,2-Dichloroethane	U		0.000361	0.00100	1	12/12/2017 17:54	WG1052555
1,1-Dichloroethene	U		0.000398	0.00100	1	12/12/2017 17:54	WG1052555
cis-1,2-Dichloroethene	U		0.000260	0.00100	1	12/12/2017 17:54	WG1052555
trans-1,2-Dichloroethene	U		0.000396	0.00100	1	12/12/2017 17:54	WG1052555
1,2-Dichloropropane	U		0.000306	0.00100	1	12/12/2017 17:54	WG1052555
1,1-Dichloropropene	U		0.000352	0.00100	1	12/12/2017 17:54	WG1052555
1,3-Dichloropropane	U		0.000366	0.00100	1	12/12/2017 17:54	WG1052555
cis-1,3-Dichloropropene	U		0.000418	0.00100	1	12/12/2017 17:54	WG1052555
trans-1,3-Dichloropropene	U		0.000419	0.00100	1	12/12/2017 17:54	WG1052555
2,2-Dichloropropane	U		0.000321	0.00100	1	12/12/2017 17:54	WG1052555
Dicyclopentadiene	U		0.000219	0.00100	1	12/12/2017 17:54	WG1052555
Di-isopropyl ether	U		0.000320	0.00100	1	12/12/2017 17:54	WG1052555
Ethylbenzene	U		0.000384	0.00100	1	12/12/2017 17:54	WG1052555
4-Ethyltoluene	U		0.000172	0.00100	1	12/12/2017 17:54	WG1052555
Hexachloro-1,3-butadiene	U		0.000256	0.00100	1	12/12/2017 17:54	WG1052555
n-Hexane	U		0.000736	0.0100	1	12/12/2017 17:54	WG1052555
Isopropylbenzene	U		0.000326	0.00100	1	12/12/2017 17:54	WG1052555
p-Isopropyltoluene	U		0.000350	0.00100	1	12/12/2017 17:54	WG1052555
2-Butanone (MEK)	U		0.00393	0.0100	1	12/12/2017 17:54	WG1052555
Methyl Cyclohexane	U		0.000380	0.00100	1	12/12/2017 17:54	WG1052555
Methylene Chloride	U		0.00100	0.00500	1	12/12/2017 17:54	WG1052555
4-Methyl-2-pentanone (MIBK)	U		0.00214	0.0100	1	12/12/2017 17:54	WG1052555
Methyl tert-butyl ether	U		0.000367	0.00100	1	12/12/2017 17:54	WG1052555
Naphthalene	U		0.00100	0.00500	1	12/12/2017 17:54	WG1052555
Propene	U		0.000975	0.00250	1	12/12/2017 17:54	WG1052555
n-Propylbenzene	U		0.000349	0.00100	1	12/12/2017 17:54	WG1052555

Volatile Organic Compounds (GC/MS) by Method 8260B

Analyte	Result mg/l	Qualifier	MDL mg/l	RDL mg/l	Dilution	Analysis date / time	Batch
Styrene	U		0.000307	0.00100	1	12/12/2017 17:54	WG1052555
1,1,1,2-Tetrachloroethane	U		0.000385	0.00100	1	12/12/2017 17:54	WG1052555
1,1,2,2-Tetrachloroethane	U	L2	0.000130	0.00100	1	12/12/2017 17:54	WG1052555
1,1,2-Trichlorotrifluoroethane	U		0.000303	0.00100	1	12/12/2017 17:54	WG1052555
Tetrachloroethene	0.0192		0.000372	0.00100	1	12/12/2017 17:54	WG1052555
Toluene	U		0.000412	0.00100	1	12/12/2017 17:54	WG1052555
1,2,3-Trichlorobenzene	U		0.000230	0.00100	1	12/12/2017 17:54	WG1052555
1,2,4-Trichlorobenzene	U		0.000355	0.00100	1	12/12/2017 17:54	WG1052555
1,1,1-Trichloroethane	U		0.000319	0.00100	1	12/12/2017 17:54	WG1052555
1,1,2-Trichloroethane	U		0.000383	0.00100	1	12/12/2017 17:54	WG1052555
Trichloroethene	0.000458	E4	0.000398	0.00100	1	12/12/2017 17:54	WG1052555
Trichlorofluoromethane	U		0.00120	0.00500	1	12/12/2017 17:54	WG1052555
1,2,3-Trichloropropane	U		0.000807	0.00250	1	12/12/2017 17:54	WG1052555
1,2,4-Trimethylbenzene	U		0.000373	0.00100	1	12/12/2017 17:54	WG1052555
1,2,3-Trimethylbenzene	U		0.000321	0.00100	1	12/12/2017 17:54	WG1052555
1,3,5-Trimethylbenzene	U		0.000387	0.00100	1	12/12/2017 17:54	WG1052555
Vinyl chloride	U		0.000259	0.00100	1	12/12/2017 17:54	WG1052555
Xylenes, Total	U		0.00106	0.00300	1	12/12/2017 17:54	WG1052555
(S) Toluene-d8	*100*			*80.0-120*		*12/12/2017 17:54*	WG1052555
(S) Dibromofluoromethane	*91.8*			*76.0-123*		*12/12/2017 17:54*	WG1052555
(S) 4-Bromofluorobenzene	*101*			*80.0-120*		*12/12/2017 17:54*	WG1052555

Volatile Organic Compounds (GC/MS) by Method 8260B

Analyte	Result mg/l	Qualifier	MDL mg/l	RDL mg/l	Dilution	Analysis date / time	Batch
Acetone	U		0.0100	0.0500	1	12/12/2017 18:12	WG1052555
Acrolein	U	L1	0.00887	0.0500	1	12/12/2017 18:12	WG1052555
Acrylonitrile	U	L2	0.00187	0.0100	1	12/12/2017 18:12	WG1052555
Benzene	U		0.000331	0.00100	1	12/12/2017 18:12	WG1052555
Bromobenzene	U		0.000352	0.00100	1	12/12/2017 18:12	WG1052555
Bromodichloromethane	U		0.000380	0.00100	1	12/12/2017 18:12	WG1052555
Bromoform	U		0.000469	0.00100	1	12/12/2017 18:12	WG1052555
Bromomethane	U	R7	0.000866	0.00500	1	12/12/2017 18:12	WG1052555
1,3-Butadiene	U		0.000330	0.00200	1	12/12/2017 18:12	WG1052555
n-Butylbenzene	U		0.000361	0.00100	1	12/12/2017 18:12	WG1052555
sec-Butylbenzene	U		0.000365	0.00100	1	12/12/2017 18:12	WG1052555
tert-Butylbenzene	U		0.000399	0.00100	1	12/12/2017 18:12	WG1052555
Carbon tetrachloride	U		0.000379	0.00100	1	12/12/2017 18:12	WG1052555
Carbon disulfide	U		0.000275	0.00100	1	12/12/2017 18:12	WG1052555
Chlorobenzene	U		0.000348	0.00100	1	12/12/2017 18:12	WG1052555
Chlorodibromomethane	U		0.000327	0.00100	1	12/12/2017 18:12	WG1052555
Chloroethane	U		0.000453	0.00500	1	12/12/2017 18:12	WG1052555
Chloroform	U		0.000324	0.00500	1	12/12/2017 18:12	WG1052555
Chloromethane	U		0.000276	0.00250	1	12/12/2017 18:12	WG1052555
Cyclohexane	U		0.000390	0.00100	1	12/12/2017 18:12	WG1052555
2-Chlorotoluene	U		0.000375	0.00100	1	12/12/2017 18:12	WG1052555
4-Chlorotoluene	U		0.000351	0.00100	1	12/12/2017 18:12	WG1052555
1,2-Dibromo-3-Chloropropane	U	L2	0.00133	0.00500	1	12/12/2017 18:12	WG1052555
1,2-Dibromoethane	U		0.000381	0.00100	1	12/12/2017 18:12	WG1052555
Dibromomethane	U		0.000346	0.00100	1	12/12/2017 18:12	WG1052555
1,2-Dichlorobenzene	U		0.000349	0.00100	1	12/12/2017 18:12	WG1052555
1,3-Dichlorobenzene	U		0.000220	0.00100	1	12/12/2017 18:12	WG1052555
1,4-Dichlorobenzene	U		0.000274	0.00100	1	12/12/2017 18:12	WG1052555
Dichlorodifluoromethane	U		0.000551	0.00500	1	12/12/2017 18:12	WG1052555
1,1-Dichloroethane	U		0.000259	0.00100	1	12/12/2017 18:12	WG1052555
1,2-Dichloroethane	U		0.000361	0.00100	1	12/12/2017 18:12	WG1052555
1,1-Dichloroethene	U		0.000398	0.00100	1	12/12/2017 18:12	WG1052555
cis-1,2-Dichloroethene	U		0.000260	0.00100	1	12/12/2017 18:12	WG1052555
trans-1,2-Dichloroethene	U		0.000396	0.00100	1	12/12/2017 18:12	WG1052555
1,2-Dichloropropane	U		0.000306	0.00100	1	12/12/2017 18:12	WG1052555
1,1-Dichloropropene	U		0.000352	0.00100	1	12/12/2017 18:12	WG1052555
1,3-Dichloropropane	U		0.000366	0.00100	1	12/12/2017 18:12	WG1052555
cis-1,3-Dichloropropene	U		0.000418	0.00100	1	12/12/2017 18:12	WG1052555
trans-1,3-Dichloropropene	U		0.000419	0.00100	1	12/12/2017 18:12	WG1052555
2,2-Dichloropropane	U		0.000321	0.00100	1	12/12/2017 18:12	WG1052555
Dicyclopentadiene	U		0.000219	0.00100	1	12/12/2017 18:12	WG1052555
Di-isopropyl ether	U		0.000320	0.00100	1	12/12/2017 18:12	WG1052555
Ethylbenzene	U		0.000384	0.00100	1	12/12/2017 18:12	WG1052555
4-Ethyltoluene	U		0.000172	0.00100	1	12/12/2017 18:12	WG1052555
Hexachloro-1,3-butadiene	U		0.000256	0.00100	1	12/12/2017 18:12	WG1052555
n-Hexane	U		0.000736	0.0100	1	12/12/2017 18:12	WG1052555
Isopropylbenzene	U		0.000326	0.00100	1	12/12/2017 18:12	WG1052555
p-Isopropyltoluene	U		0.000350	0.00100	1	12/12/2017 18:12	WG1052555
2-Butanone (MEK)	U		0.00393	0.0100	1	12/12/2017 18:12	WG1052555
Methyl Cyclohexane	U		0.000380	0.00100	1	12/12/2017 18:12	WG1052555
Methylene Chloride	U		0.00100	0.00500	1	12/12/2017 18:12	WG1052555
4-Methyl-2-pentanone (MIBK)	U		0.00214	0.0100	1	12/12/2017 18:12	WG1052555
Methyl tert-butyl ether	U		0.000367	0.00100	1	12/12/2017 18:12	WG1052555
Naphthalene	U		0.00100	0.00500	1	12/12/2017 18:12	WG1052555
Propene	U		0.000975	0.00250	1	12/12/2017 18:12	WG1052555
n-Propylbenzene	U		0.000349	0.00100	1	12/12/2017 18:12	WG1052555

Volatile Organic Compounds (GC/MS) by Method 8260B

Analyte	Result mg/l	Qualifier	MDL mg/l	RDL mg/l	Dilution	Analysis date / time	Batch
Styrene	U		0.000307	0.00100	1	12/12/2017 18:12	WG1052555
1,1,1,2-Tetrachloroethane	U		0.000385	0.00100	1	12/12/2017 18:12	WG1052555
1,1,2,2-Tetrachloroethane	U	L2	0.000130	0.00100	1	12/12/2017 18:12	WG1052555
1,1,2-Trichlorotrifluoroethane	U		0.000303	0.00100	1	12/12/2017 18:12	WG1052555
Tetrachloroethene	0.00714		0.000372	0.00100	1	12/12/2017 18:12	WG1052555
Toluene	U		0.000412	0.00100	1	12/12/2017 18:12	WG1052555
1,2,3-Trichlorobenzene	U		0.000230	0.00100	1	12/12/2017 18:12	WG1052555
1,2,4-Trichlorobenzene	U		0.000355	0.00100	1	12/12/2017 18:12	WG1052555
1,1,1-Trichloroethane	U		0.000319	0.00100	1	12/12/2017 18:12	WG1052555
1,1,2-Trichloroethane	U		0.000383	0.00100	1	12/12/2017 18:12	WG1052555
Trichloroethene	U		0.000398	0.00100	1	12/12/2017 18:12	WG1052555
Trichlorofluoromethane	U		0.00120	0.00500	1	12/12/2017 18:12	WG1052555
1,2,3-Trichloropropane	U		0.000807	0.00250	1	12/12/2017 18:12	WG1052555
1,2,4-Trimethylbenzene	U		0.000373	0.00100	1	12/12/2017 18:12	WG1052555
1,2,3-Trimethylbenzene	U		0.000321	0.00100	1	12/12/2017 18:12	WG1052555
1,3,5-Trimethylbenzene	U		0.000387	0.00100	1	12/12/2017 18:12	WG1052555
Vinyl chloride	U		0.000259	0.00100	1	12/12/2017 18:12	WG1052555
Xylenes, Total	U		0.00106	0.00300	1	12/12/2017 18:12	WG1052555
(S) Toluene-d8	*102*			*80.0-120*		*12/12/2017 18:12*	WG1052555
(S) Dibromofluoromethane	*95.2*			*76.0-123*		*12/12/2017 18:12*	WG1052555
(S) 4-Bromofluorobenzene	*101*			*80.0-120*		*12/12/2017 18:12*	WG1052555

Volatile Organic Compounds (GC/MS) by Method 8260B

Analyte	Result mg/l	Qualifier	MDL mg/l	RDL mg/l	Dilution	Analysis date / time	Batch
Acetone	U		0.0100	0.0500	1	12/12/2017 18:31	WG1052555
Acrolein	U	L1	0.00887	0.0500	1	12/12/2017 18:31	WG1052555
Acrylonitrile	U	L2	0.00187	0.0100	1	12/12/2017 18:31	WG1052555
Benzene	U		0.000331	0.00100	1	12/12/2017 18:31	WG1052555
Bromobenzene	U		0.000352	0.00100	1	12/12/2017 18:31	WG1052555
Bromodichloromethane	U		0.000380	0.00100	1	12/12/2017 18:31	WG1052555
Bromoform	U		0.000469	0.00100	1	12/12/2017 18:31	WG1052555
Bromomethane	U	R7	0.000866	0.00500	1	12/12/2017 18:31	WG1052555
1,3-Butadiene	U		0.000330	0.00200	1	12/12/2017 18:31	WG1052555
n-Butylbenzene	U		0.000361	0.00100	1	12/12/2017 18:31	WG1052555
sec-Butylbenzene	U		0.000365	0.00100	1	12/12/2017 18:31	WG1052555
tert-Butylbenzene	U		0.000399	0.00100	1	12/12/2017 18:31	WG1052555
Carbon tetrachloride	U		0.000379	0.00100	1	12/12/2017 18:31	WG1052555
Carbon disulfide	U		0.000275	0.00100	1	12/12/2017 18:31	WG1052555
Chlorobenzene	U		0.000348	0.00100	1	12/12/2017 18:31	WG1052555
Chlorodibromomethane	U		0.000327	0.00100	1	12/12/2017 18:31	WG1052555
Chloroethane	U		0.000453	0.00500	1	12/12/2017 18:31	WG1052555
Chloroform	U		0.000324	0.00500	1	12/12/2017 18:31	WG1052555
Chloromethane	U		0.000276	0.00250	1	12/12/2017 18:31	WG1052555
Cyclohexane	U		0.000390	0.00100	1	12/12/2017 18:31	WG1052555
2-Chlorotoluene	U		0.000375	0.00100	1	12/12/2017 18:31	WG1052555
4-Chlorotoluene	U		0.000351	0.00100	1	12/12/2017 18:31	WG1052555
1,2-Dibromo-3-Chloropropane	U	L2	0.00133	0.00500	1	12/12/2017 18:31	WG1052555
1,2-Dibromoethane	U		0.000381	0.00100	1	12/12/2017 18:31	WG1052555
Dibromomethane	U		0.000346	0.00100	1	12/12/2017 18:31	WG1052555
1,2-Dichlorobenzene	U		0.000349	0.00100	1	12/12/2017 18:31	WG1052555
1,3-Dichlorobenzene	U		0.000220	0.00100	1	12/12/2017 18:31	WG1052555
1,4-Dichlorobenzene	U		0.000274	0.00100	1	12/12/2017 18:31	WG1052555
Dichlorodifluoromethane	U		0.000551	0.00500	1	12/12/2017 18:31	WG1052555
1,1-Dichloroethane	U		0.000259	0.00100	1	12/12/2017 18:31	WG1052555
1,2-Dichloroethane	U		0.000361	0.00100	1	12/12/2017 18:31	WG1052555
1,1-Dichloroethene	U		0.000398	0.00100	1	12/12/2017 18:31	WG1052555
cis-1,2-Dichloroethene	U		0.000260	0.00100	1	12/12/2017 18:31	WG1052555
trans-1,2-Dichloroethene	U		0.000396	0.00100	1	12/12/2017 18:31	WG1052555
1,2-Dichloropropane	U		0.000306	0.00100	1	12/12/2017 18:31	WG1052555
1,1-Dichloropropene	U		0.000352	0.00100	1	12/12/2017 18:31	WG1052555
1,3-Dichloropropane	U		0.000366	0.00100	1	12/12/2017 18:31	WG1052555
cis-1,3-Dichloropropene	U		0.000418	0.00100	1	12/12/2017 18:31	WG1052555
trans-1,3-Dichloropropene	U		0.000419	0.00100	1	12/12/2017 18:31	WG1052555
2,2-Dichloropropane	U		0.000321	0.00100	1	12/12/2017 18:31	WG1052555
Dicyclopentadiene	U		0.000219	0.00100	1	12/12/2017 18:31	WG1052555
Di-isopropyl ether	U		0.000320	0.00100	1	12/12/2017 18:31	WG1052555
Ethylbenzene	U		0.000384	0.00100	1	12/12/2017 18:31	WG1052555
4-Ethyltoluene	U		0.000172	0.00100	1	12/12/2017 18:31	WG1052555
Hexachloro-1,3-butadiene	U		0.000256	0.00100	1	12/12/2017 18:31	WG1052555
n-Hexane	U		0.000736	0.0100	1	12/12/2017 18:31	WG1052555
Isopropylbenzene	U		0.000326	0.00100	1	12/12/2017 18:31	WG1052555
p-Isopropyltoluene	U		0.000350	0.00100	1	12/12/2017 18:31	WG1052555
2-Butanone (MEK)	U		0.00393	0.0100	1	12/12/2017 18:31	WG1052555
Methyl Cyclohexane	U		0.000380	0.00100	1	12/12/2017 18:31	WG1052555
Methylene Chloride	U		0.00100	0.00500	1	12/12/2017 18:31	WG1052555
4-Methyl-2-pentanone (MIBK)	U		0.00214	0.0100	1	12/12/2017 18:31	WG1052555
Methyl tert-butyl ether	U		0.000367	0.00100	1	12/12/2017 18:31	WG1052555
Naphthalene	U		0.00100	0.00500	1	12/12/2017 18:31	WG1052555
Propene	U		0.000975	0.00250	1	12/12/2017 18:31	WG1052555
n-Propylbenzene	U		0.000349	0.00100	1	12/12/2017 18:31	WG1052555

Volatile Organic Compounds (GC/MS) by Method 8260B

Analyte	Result mg/l	Qualifier	MDL mg/l	RDL mg/l	Dilution	Analysis date / time	Batch
Styrene	U		0.000307	0.00100	1	12/12/2017 18:31	WG1052555
1,1,1,2-Tetrachloroethane	U		0.000385	0.00100	1	12/12/2017 18:31	WG1052555
1,1,2,2-Tetrachloroethane	U	L2	0.000130	0.00100	1	12/12/2017 18:31	WG1052555
1,1,2-Trichlorotrifluoroethane	U		0.000303	0.00100	1	12/12/2017 18:31	WG1052555
Tetrachloroethene	0.0254		0.000372	0.00100	1	12/12/2017 18:31	WG1052555
Toluene	U		0.000412	0.00100	1	12/12/2017 18:31	WG1052555
1,2,3-Trichlorobenzene	U		0.000230	0.00100	1	12/12/2017 18:31	WG1052555
1,2,4-Trichlorobenzene	U		0.000355	0.00100	1	12/12/2017 18:31	WG1052555
1,1,1-Trichloroethane	U		0.000319	0.00100	1	12/12/2017 18:31	WG1052555
1,1,2-Trichloroethane	U		0.000383	0.00100	1	12/12/2017 18:31	WG1052555
Trichloroethene	0.000971	E4	0.000398	0.00100	1	12/12/2017 18:31	WG1052555
Trichlorofluoromethane	U		0.00120	0.00500	1	12/12/2017 18:31	WG1052555
1,2,3-Trichloropropane	U		0.000807	0.00250	1	12/12/2017 18:31	WG1052555
1,2,4-Trimethylbenzene	U		0.000373	0.00100	1	12/12/2017 18:31	WG1052555
1,2,3-Trimethylbenzene	U		0.000321	0.00100	1	12/12/2017 18:31	WG1052555
1,3,5-Trimethylbenzene	U		0.000387	0.00100	1	12/12/2017 18:31	WG1052555
Vinyl chloride	U		0.000259	0.00100	1	12/12/2017 18:31	WG1052555
Xylenes, Total	U		0.00106	0.00300	1	12/12/2017 18:31	WG1052555
(S) Toluene-d8	*101*			*80.0-120*		*12/12/2017 18:31*	WG1052555
(S) Dibromofluoromethane	*95.3*			*76.0-123*		*12/12/2017 18:31*	WG1052555
(S) 4-Bromofluorobenzene	*98.6*			*80.0-120*		*12/12/2017 18:31*	WG1052555

Volatile Organic Compounds (GC/MS) by Method 8260B

Analyte	Result mg/l	Qualifier	MDL mg/l	RDL mg/l	Dilution	Analysis date / time	Batch
Acetone	U		0.0100	0.0500	1	12/12/2017 18:50	WG1052555
Acrolein	U	L1	0.00887	0.0500	1	12/12/2017 18:50	WG1052555
Acrylonitrile	U	L2	0.00187	0.0100	1	12/12/2017 18:50	WG1052555
Benzene	U		0.000331	0.00100	1	12/12/2017 18:50	WG1052555
Bromobenzene	U		0.000352	0.00100	1	12/12/2017 18:50	WG1052555
Bromodichloromethane	U		0.000380	0.00100	1	12/12/2017 18:50	WG1052555
Bromoform	U		0.000469	0.00100	1	12/12/2017 18:50	WG1052555
Bromomethane	U	R7	0.000866	0.00500	1	12/12/2017 18:50	WG1052555
1,3-Butadiene	U		0.000330	0.00200	1	12/12/2017 18:50	WG1052555
n-Butylbenzene	U		0.000361	0.00100	1	12/12/2017 18:50	WG1052555
sec-Butylbenzene	U		0.000365	0.00100	1	12/12/2017 18:50	WG1052555
tert-Butylbenzene	U		0.000399	0.00100	1	12/12/2017 18:50	WG1052555
Carbon tetrachloride	U		0.000379	0.00100	1	12/12/2017 18:50	WG1052555
Carbon disulfide	U		0.000275	0.00100	1	12/12/2017 18:50	WG1052555
Chlorobenzene	U		0.000348	0.00100	1	12/12/2017 18:50	WG1052555
Chlorodibromomethane	U		0.000327	0.00100	1	12/12/2017 18:50	WG1052555
Chloroethane	U		0.000453	0.00500	1	12/12/2017 18:50	WG1052555
Chloroform	U		0.000324	0.00500	1	12/12/2017 18:50	WG1052555
Chloromethane	U		0.000276	0.00250	1	12/12/2017 18:50	WG1052555
Cyclohexane	U		0.000390	0.00100	1	12/12/2017 18:50	WG1052555
2-Chlorotoluene	U		0.000375	0.00100	1	12/12/2017 18:50	WG1052555
4-Chlorotoluene	U		0.000351	0.00100	1	12/12/2017 18:50	WG1052555
1,2-Dibromo-3-Chloropropane	U	L2	0.00133	0.00500	1	12/12/2017 18:50	WG1052555
1,2-Dibromoethane	U		0.000381	0.00100	1	12/12/2017 18:50	WG1052555
Dibromomethane	U		0.000346	0.00100	1	12/12/2017 18:50	WG1052555
1,2-Dichlorobenzene	U		0.000349	0.00100	1	12/12/2017 18:50	WG1052555
1,3-Dichlorobenzene	U		0.000220	0.00100	1	12/12/2017 18:50	WG1052555
1,4-Dichlorobenzene	U		0.000274	0.00100	1	12/12/2017 18:50	WG1052555
Dichlorodifluoromethane	U		0.000551	0.00500	1	12/12/2017 18:50	WG1052555
1,1-Dichloroethane	U		0.000259	0.00100	1	12/12/2017 18:50	WG1052555
1,2-Dichloroethane	U		0.000361	0.00100	1	12/12/2017 18:50	WG1052555
1,1-Dichloroethene	U		0.000398	0.00100	1	12/12/2017 18:50	WG1052555
cis-1,2-Dichloroethene	U		0.000260	0.00100	1	12/12/2017 18:50	WG1052555
trans-1,2-Dichloroethene	U		0.000396	0.00100	1	12/12/2017 18:50	WG1052555
1,2-Dichloropropane	U		0.000306	0.00100	1	12/12/2017 18:50	WG1052555
1,1-Dichloropropene	U		0.000352	0.00100	1	12/12/2017 18:50	WG1052555
1,3-Dichloropropane	U		0.000366	0.00100	1	12/12/2017 18:50	WG1052555
cis-1,3-Dichloropropene	U		0.000418	0.00100	1	12/12/2017 18:50	WG1052555
trans-1,3-Dichloropropene	U		0.000419	0.00100	1	12/12/2017 18:50	WG1052555
2,2-Dichloropropane	U		0.000321	0.00100	1	12/12/2017 18:50	WG1052555
Dicyclopentadiene	U		0.000219	0.00100	1	12/12/2017 18:50	WG1052555
Di-isopropyl ether	U		0.000320	0.00100	1	12/12/2017 18:50	WG1052555
Ethylbenzene	U		0.000384	0.00100	1	12/12/2017 18:50	WG1052555
4-Ethyltoluene	U		0.000172	0.00100	1	12/12/2017 18:50	WG1052555
Hexachloro-1,3-butadiene	U		0.000256	0.00100	1	12/12/2017 18:50	WG1052555
n-Hexane	U		0.000736	0.0100	1	12/12/2017 18:50	WG1052555
Isopropylbenzene	U		0.000326	0.00100	1	12/12/2017 18:50	WG1052555
p-Isopropyltoluene	U		0.000350	0.00100	1	12/12/2017 18:50	WG1052555
2-Butanone (MEK)	U		0.00393	0.0100	1	12/12/2017 18:50	WG1052555
Methyl Cyclohexane	U		0.000380	0.00100	1	12/12/2017 18:50	WG1052555
Methylene Chloride	U		0.00100	0.00500	1	12/12/2017 18:50	WG1052555
4-Methyl-2-pentanone (MIBK)	U		0.00214	0.0100	1	12/12/2017 18:50	WG1052555
Methyl tert-butyl ether	U		0.000367	0.00100	1	12/12/2017 18:50	WG1052555
Naphthalene	U		0.00100	0.00500	1	12/12/2017 18:50	WG1052555
Propene	U		0.000975	0.00250	1	12/12/2017 18:50	WG1052555
n-Propylbenzene	U		0.000349	0.00100	1	12/12/2017 18:50	WG1052555

Volatile Organic Compounds (GC/MS) by Method 8260B

Analyte	Result mg/l	Qualifier	MDL mg/l	RDL mg/l	Dilution	Analysis date / time	Batch
Styrene	U		0.000307	0.00100	1	12/12/2017 18:50	WG1052555
1,1,1,2-Tetrachloroethane	U		0.000385	0.00100	1	12/12/2017 18:50	WG1052555
1,1,2,2-Tetrachloroethane	U	L2	0.000130	0.00100	1	12/12/2017 18:50	WG1052555
1,1,2-Trichlorotrifluoroethane	U		0.000303	0.00100	1	12/12/2017 18:50	WG1052555
Tetrachloroethene	0.0166		0.000372	0.00100	1	12/12/2017 18:50	WG1052555
Toluene	U		0.000412	0.00100	1	12/12/2017 18:50	WG1052555
1,2,3-Trichlorobenzene	U		0.000230	0.00100	1	12/12/2017 18:50	WG1052555
1,2,4-Trichlorobenzene	U		0.000355	0.00100	1	12/12/2017 18:50	WG1052555
1,1,1-Trichloroethane	U		0.000319	0.00100	1	12/12/2017 18:50	WG1052555
1,1,2-Trichloroethane	U		0.000383	0.00100	1	12/12/2017 18:50	WG1052555
Trichloroethene	U		0.000398	0.00100	1	12/12/2017 18:50	WG1052555
Trichlorofluoromethane	U		0.00120	0.00500	1	12/12/2017 18:50	WG1052555
1,2,3-Trichloropropane	U		0.000807	0.00250	1	12/12/2017 18:50	WG1052555
1,2,4-Trimethylbenzene	U		0.000373	0.00100	1	12/12/2017 18:50	WG1052555
1,2,3-Trimethylbenzene	U		0.000321	0.00100	1	12/12/2017 18:50	WG1052555
1,3,5-Trimethylbenzene	U		0.000387	0.00100	1	12/12/2017 18:50	WG1052555
Vinyl chloride	U		0.000259	0.00100	1	12/12/2017 18:50	WG1052555
Xylenes, Total	U		0.00106	0.00300	1	12/12/2017 18:50	WG1052555
(S) Toluene-d8	*99.6*			*80.0-120*		*12/12/2017 18:50*	WG1052555
(S) Dibromofluoromethane	*95.1*			*76.0-123*		*12/12/2017 18:50*	WG1052555
(S) 4-Bromofluorobenzene	*101*			*80.0-120*		*12/12/2017 18:50*	WG1052555

Volatile Organic Compounds (GC/MS) by Method 8260B

Analyte	Result mg/l	Qualifier	MDL mg/l	RDL mg/l	Dilution	Analysis date / time	Batch
Acetone	U		0.0100	0.0500	1	12/12/2017 19:08	WG1052555
Acrolein	U	L1	0.00887	0.0500	1	12/12/2017 19:08	WG1052555
Acrylonitrile	U	L2	0.00187	0.0100	1	12/12/2017 19:08	WG1052555
Benzene	U		0.000331	0.00100	1	12/12/2017 19:08	WG1052555
Bromobenzene	U		0.000352	0.00100	1	12/12/2017 19:08	WG1052555
Bromodichloromethane	U		0.000380	0.00100	1	12/12/2017 19:08	WG1052555
Bromoform	U		0.000469	0.00100	1	12/12/2017 19:08	WG1052555
Bromomethane	U	R7	0.000866	0.00500	1	12/12/2017 19:08	WG1052555
1,3-Butadiene	U		0.000330	0.00200	1	12/12/2017 19:08	WG1052555
n-Butylbenzene	U		0.000361	0.00100	1	12/12/2017 19:08	WG1052555
sec-Butylbenzene	U		0.000365	0.00100	1	12/12/2017 19:08	WG1052555
tert-Butylbenzene	U		0.000399	0.00100	1	12/12/2017 19:08	WG1052555
Carbon tetrachloride	U		0.000379	0.00100	1	12/12/2017 19:08	WG1052555
Carbon disulfide	U		0.000275	0.00100	1	12/12/2017 19:08	WG1052555
Chlorobenzene	U		0.000348	0.00100	1	12/12/2017 19:08	WG1052555
Chlorodibromomethane	U		0.000327	0.00100	1	12/12/2017 19:08	WG1052555
Chloroethane	U		0.000453	0.00500	1	12/12/2017 19:08	WG1052555
Chloroform	U		0.000324	0.00500	1	12/12/2017 19:08	WG1052555
Chloromethane	U		0.000276	0.00250	1	12/12/2017 19:08	WG1052555
Cyclohexane	U		0.000390	0.00100	1	12/12/2017 19:08	WG1052555
2-Chlorotoluene	U		0.000375	0.00100	1	12/12/2017 19:08	WG1052555
4-Chlorotoluene	U		0.000351	0.00100	1	12/12/2017 19:08	WG1052555
1,2-Dibromo-3-Chloropropane	U	L2	0.00133	0.00500	1	12/12/2017 19:08	WG1052555
1,2-Dibromoethane	U		0.000381	0.00100	1	12/12/2017 19:08	WG1052555
Dibromomethane	U		0.000346	0.00100	1	12/12/2017 19:08	WG1052555
1,2-Dichlorobenzene	U		0.000349	0.00100	1	12/12/2017 19:08	WG1052555
1,3-Dichlorobenzene	U		0.000220	0.00100	1	12/12/2017 19:08	WG1052555
1,4-Dichlorobenzene	U		0.000274	0.00100	1	12/12/2017 19:08	WG1052555
Dichlorodifluoromethane	U		0.000551	0.00500	1	12/12/2017 19:08	WG1052555
1,1-Dichloroethane	U		0.000259	0.00100	1	12/12/2017 19:08	WG1052555
1,2-Dichloroethane	U		0.000361	0.00100	1	12/12/2017 19:08	WG1052555
1,1-Dichloroethene	U		0.000398	0.00100	1	12/12/2017 19:08	WG1052555
cis-1,2-Dichloroethene	U		0.000260	0.00100	1	12/12/2017 19:08	WG1052555
trans-1,2-Dichloroethene	U		0.000396	0.00100	1	12/12/2017 19:08	WG1052555
1,2-Dichloropropane	U		0.000306	0.00100	1	12/12/2017 19:08	WG1052555
1,1-Dichloropropene	U		0.000352	0.00100	1	12/12/2017 19:08	WG1052555
1,3-Dichloropropane	U		0.000366	0.00100	1	12/12/2017 19:08	WG1052555
cis-1,3-Dichloropropene	U		0.000418	0.00100	1	12/12/2017 19:08	WG1052555
trans-1,3-Dichloropropene	U		0.000419	0.00100	1	12/12/2017 19:08	WG1052555
2,2-Dichloropropane	U		0.000321	0.00100	1	12/12/2017 19:08	WG1052555
Dicyclopentadiene	U		0.000219	0.00100	1	12/12/2017 19:08	WG1052555
Di-isopropyl ether	U		0.000320	0.00100	1	12/12/2017 19:08	WG1052555
Ethylbenzene	U		0.000384	0.00100	1	12/12/2017 19:08	WG1052555
4-Ethyltoluene	U		0.000172	0.00100	1	12/12/2017 19:08	WG1052555
Hexachloro-1,3-butadiene	U		0.000256	0.00100	1	12/12/2017 19:08	WG1052555
n-Hexane	U		0.000736	0.0100	1	12/12/2017 19:08	WG1052555
Isopropylbenzene	U		0.000326	0.00100	1	12/12/2017 19:08	WG1052555
p-Isopropyltoluene	U		0.000350	0.00100	1	12/12/2017 19:08	WG1052555
2-Butanone (MEK)	U		0.00393	0.0100	1	12/12/2017 19:08	WG1052555
Methyl Cyclohexane	U		0.000380	0.00100	1	12/12/2017 19:08	WG1052555
Methylene Chloride	U		0.00100	0.00500	1	12/12/2017 19:08	WG1052555
4-Methyl-2-pentanone (MIBK)	U		0.00214	0.0100	1	12/12/2017 19:08	WG1052555
Methyl tert-butyl ether	U		0.000367	0.00100	1	12/12/2017 19:08	WG1052555
Naphthalene	U		0.00100	0.00500	1	12/12/2017 19:08	WG1052555
Propene	U		0.000975	0.00250	1	12/12/2017 19:08	WG1052555
n-Propylbenzene	U		0.000349	0.00100	1	12/12/2017 19:08	WG1052555

Volatile Organic Compounds (GC/MS) by Method 8260B

Analyte	Result mg/l	Qualifier	MDL mg/l	RDL mg/l	Dilution	Analysis date / time	Batch
Styrene	U		0.000307	0.00100	1	12/12/2017 19:08	WG1052555
1,1,1,2-Tetrachloroethane	U		0.000385	0.00100	1	12/12/2017 19:08	WG1052555
1,1,2,2-Tetrachloroethane	U	L2	0.000130	0.00100	1	12/12/2017 19:08	WG1052555
1,1,2-Trichlorotrifluoroethane	U		0.000303	0.00100	1	12/12/2017 19:08	WG1052555
Tetrachloroethene	0.00148		0.000372	0.00100	1	12/12/2017 19:08	WG1052555
Toluene	U		0.000412	0.00100	1	12/12/2017 19:08	WG1052555
1,2,3-Trichlorobenzene	U		0.000230	0.00100	1	12/12/2017 19:08	WG1052555
1,2,4-Trichlorobenzene	U		0.000355	0.00100	1	12/12/2017 19:08	WG1052555
1,1,1-Trichloroethane	U		0.000319	0.00100	1	12/12/2017 19:08	WG1052555
1,1,2-Trichloroethane	U		0.000383	0.00100	1	12/12/2017 19:08	WG1052555
Trichloroethene	U		0.000398	0.00100	1	12/12/2017 19:08	WG1052555
Trichlorofluoromethane	U		0.00120	0.00500	1	12/12/2017 19:08	WG1052555
1,2,3-Trichloropropane	U		0.000807	0.00250	1	12/12/2017 19:08	WG1052555
1,2,4-Trimethylbenzene	U		0.000373	0.00100	1	12/12/2017 19:08	WG1052555
1,2,3-Trimethylbenzene	U		0.000321	0.00100	1	12/12/2017 19:08	WG1052555
1,3,5-Trimethylbenzene	U		0.000387	0.00100	1	12/12/2017 19:08	WG1052555
Vinyl chloride	U		0.000259	0.00100	1	12/12/2017 19:08	WG1052555
Xylenes, Total	U		0.00106	0.00300	1	12/12/2017 19:08	WG1052555
(S) Toluene-d8	*101*			*80.0-120*		*12/12/2017 19:08*	WG1052555
(S) Dibromofluoromethane	*96.2*			*76.0-123*		*12/12/2017 19:08*	WG1052555
(S) 4-Bromofluorobenzene	*97.4*			*80.0-120*		*12/12/2017 19:08*	WG1052555

Volatile Organic Compounds (GC/MS) by Method 8260B

Analyte	Result mg/l	Qualifier	MDL mg/l	RDL mg/l	Dilution	Analysis date / time	Batch
Acetone	U		0.0100	0.0500	1	12/12/2017 19:27	WG1052555
Acrolein	U	L1	0.00887	0.0500	1	12/12/2017 19:27	WG1052555
Acrylonitrile	U	L2	0.00187	0.0100	1	12/12/2017 19:27	WG1052555
Benzene	U		0.000331	0.00100	1	12/12/2017 19:27	WG1052555
Bromobenzene	U		0.000352	0.00100	1	12/12/2017 19:27	WG1052555
Bromodichloromethane	U		0.000380	0.00100	1	12/12/2017 19:27	WG1052555
Bromoform	U		0.000469	0.00100	1	12/12/2017 19:27	WG1052555
Bromomethane	U	R7	0.000866	0.00500	1	12/12/2017 19:27	WG1052555
1,3-Butadiene	U		0.000330	0.00200	1	12/12/2017 19:27	WG1052555
n-Butylbenzene	U		0.000361	0.00100	1	12/12/2017 19:27	WG1052555
sec-Butylbenzene	U		0.000365	0.00100	1	12/12/2017 19:27	WG1052555
tert-Butylbenzene	U		0.000399	0.00100	1	12/12/2017 19:27	WG1052555
Carbon tetrachloride	U		0.000379	0.00100	1	12/12/2017 19:27	WG1052555
Carbon disulfide	U		0.000275	0.00100	1	12/12/2017 19:27	WG1052555
Chlorobenzene	U		0.000348	0.00100	1	12/12/2017 19:27	WG1052555
Chlorodibromomethane	U		0.000327	0.00100	1	12/12/2017 19:27	WG1052555
Chloroethane	U		0.000453	0.00500	1	12/12/2017 19:27	WG1052555
Chloroform	U		0.000324	0.00500	1	12/12/2017 19:27	WG1052555
Chloromethane	U		0.000276	0.00250	1	12/12/2017 19:27	WG1052555
Cyclohexane	U		0.000390	0.00100	1	12/12/2017 19:27	WG1052555
2-Chlorotoluene	U		0.000375	0.00100	1	12/12/2017 19:27	WG1052555
4-Chlorotoluene	U		0.000351	0.00100	1	12/12/2017 19:27	WG1052555
1,2-Dibromo-3-Chloropropane	U	L2	0.00133	0.00500	1	12/12/2017 19:27	WG1052555
1,2-Dibromoethane	U		0.000381	0.00100	1	12/12/2017 19:27	WG1052555
Dibromomethane	U		0.000346	0.00100	1	12/12/2017 19:27	WG1052555
1,2-Dichlorobenzene	U		0.000349	0.00100	1	12/12/2017 19:27	WG1052555
1,3-Dichlorobenzene	U		0.000220	0.00100	1	12/12/2017 19:27	WG1052555
1,4-Dichlorobenzene	U		0.000274	0.00100	1	12/12/2017 19:27	WG1052555
Dichlorodifluoromethane	U		0.000551	0.00500	1	12/12/2017 19:27	WG1052555
1,1-Dichloroethane	U		0.000259	0.00100	1	12/12/2017 19:27	WG1052555
1,2-Dichloroethane	U		0.000361	0.00100	1	12/12/2017 19:27	WG1052555
1,1-Dichloroethene	U		0.000398	0.00100	1	12/12/2017 19:27	WG1052555
cis-1,2-Dichloroethene	U		0.000260	0.00100	1	12/12/2017 19:27	WG1052555
trans-1,2-Dichloroethene	U		0.000396	0.00100	1	12/12/2017 19:27	WG1052555
1,2-Dichloropropane	U		0.000306	0.00100	1	12/12/2017 19:27	WG1052555
1,1-Dichloropropene	U		0.000352	0.00100	1	12/12/2017 19:27	WG1052555
1,3-Dichloropropane	U		0.000366	0.00100	1	12/12/2017 19:27	WG1052555
cis-1,3-Dichloropropene	U		0.000418	0.00100	1	12/12/2017 19:27	WG1052555
trans-1,3-Dichloropropene	U		0.000419	0.00100	1	12/12/2017 19:27	WG1052555
2,2-Dichloropropane	U		0.000321	0.00100	1	12/12/2017 19:27	WG1052555
Dicyclopentadiene	U		0.000219	0.00100	1	12/12/2017 19:27	WG1052555
Di-isopropyl ether	U		0.000320	0.00100	1	12/12/2017 19:27	WG1052555
Ethylbenzene	U		0.000384	0.00100	1	12/12/2017 19:27	WG1052555
4-Ethyltoluene	U		0.000172	0.00100	1	12/12/2017 19:27	WG1052555
Hexachloro-1,3-butadiene	U		0.000256	0.00100	1	12/12/2017 19:27	WG1052555
n-Hexane	U		0.000736	0.0100	1	12/12/2017 19:27	WG1052555
Isopropylbenzene	U		0.000326	0.00100	1	12/12/2017 19:27	WG1052555
p-Isopropyltoluene	U		0.000350	0.00100	1	12/12/2017 19:27	WG1052555
2-Butanone (MEK)	U		0.00393	0.0100	1	12/12/2017 19:27	WG1052555
Methyl Cyclohexane	U		0.000380	0.00100	1	12/12/2017 19:27	WG1052555
Methylene Chloride	U		0.00100	0.00500	1	12/12/2017 19:27	WG1052555
4-Methyl-2-pentanone (MIBK)	U		0.00214	0.0100	1	12/12/2017 19:27	WG1052555
Methyl tert-butyl ether	U		0.000367	0.00100	1	12/12/2017 19:27	WG1052555
Naphthalene	U		0.00100	0.00500	1	12/12/2017 19:27	WG1052555
Propene	U		0.000975	0.00250	1	12/12/2017 19:27	WG1052555
n-Propylbenzene	U		0.000349	0.00100	1	12/12/2017 19:27	WG1052555

Volatile Organic Compounds (GC/MS) by Method 8260B

Analyte	Result mg/l	Qualifier	MDL mg/l	RDL mg/l	Dilution	Analysis date / time	Batch
Styrene	U		0.000307	0.00100	1	12/12/2017 19:27	WG1052555
1,1,1,2-Tetrachloroethane	U		0.000385	0.00100	1	12/12/2017 19:27	WG1052555
1,1,2,2-Tetrachloroethane	U	L2	0.000130	0.00100	1	12/12/2017 19:27	WG1052555
1,1,2-Trichlorotrifluoroethane	U		0.000303	0.00100	1	12/12/2017 19:27	WG1052555
Tetrachloroethene	0.00231		0.000372	0.00100	1	12/12/2017 19:27	WG1052555
Toluene	U		0.000412	0.00100	1	12/12/2017 19:27	WG1052555
1,2,3-Trichlorobenzene	U		0.000230	0.00100	1	12/12/2017 19:27	WG1052555
1,2,4-Trichlorobenzene	U		0.000355	0.00100	1	12/12/2017 19:27	WG1052555
1,1,1-Trichloroethane	U		0.000319	0.00100	1	12/12/2017 19:27	WG1052555
1,1,2-Trichloroethane	U		0.000383	0.00100	1	12/12/2017 19:27	WG1052555
Trichloroethene	U		0.000398	0.00100	1	12/12/2017 19:27	WG1052555
Trichlorofluoromethane	U		0.00120	0.00500	1	12/12/2017 19:27	WG1052555
1,2,3-Trichloropropane	U		0.000807	0.00250	1	12/12/2017 19:27	WG1052555
1,2,4-Trimethylbenzene	U		0.000373	0.00100	1	12/12/2017 19:27	WG1052555
1,2,3-Trimethylbenzene	U		0.000321	0.00100	1	12/12/2017 19:27	WG1052555
1,3,5-Trimethylbenzene	U		0.000387	0.00100	1	12/12/2017 19:27	WG1052555
Vinyl chloride	U		0.000259	0.00100	1	12/12/2017 19:27	WG1052555
Xylenes, Total	U		0.00106	0.00300	1	12/12/2017 19:27	WG1052555
(S) Toluene-d8	*100*			*80.0-120*		*12/12/2017 19:27*	WG1052555
(S) Dibromofluoromethane	*97.7*			*76.0-123*		*12/12/2017 19:27*	WG1052555
(S) 4-Bromofluorobenzene	*102*			*80.0-120*		*12/12/2017 19:27*	WG1052555

Volatile Organic Compounds (GC/MS) by Method 8260B

Analyte	Result mg/l	Qualifier	MDL mg/l	RDL mg/l	Dilution	Analysis date / time	Batch
Acetone	U		0.0100	0.0500	1	12/12/2017 19:46	WG1052555
Acrolein	U	L1	0.00887	0.0500	1	12/12/2017 19:46	WG1052555
Acrylonitrile	U	L2	0.00187	0.0100	1	12/12/2017 19:46	WG1052555
Benzene	U		0.000331	0.00100	1	12/12/2017 19:46	WG1052555
Bromobenzene	U		0.000352	0.00100	1	12/12/2017 19:46	WG1052555
Bromodichloromethane	U		0.000380	0.00100	1	12/12/2017 19:46	WG1052555
Bromoform	U		0.000469	0.00100	1	12/12/2017 19:46	WG1052555
Bromomethane	U	R7	0.000866	0.00500	1	12/12/2017 19:46	WG1052555
1,3-Butadiene	U		0.000330	0.00200	1	12/12/2017 19:46	WG1052555
n-Butylbenzene	U		0.000361	0.00100	1	12/12/2017 19:46	WG1052555
sec-Butylbenzene	U		0.000365	0.00100	1	12/12/2017 19:46	WG1052555
tert-Butylbenzene	U		0.000399	0.00100	1	12/12/2017 19:46	WG1052555
Carbon tetrachloride	U		0.000379	0.00100	1	12/12/2017 19:46	WG1052555
Carbon disulfide	U		0.000275	0.00100	1	12/12/2017 19:46	WG1052555
Chlorobenzene	U		0.000348	0.00100	1	12/12/2017 19:46	WG1052555
Chlorodibromomethane	U		0.000327	0.00100	1	12/12/2017 19:46	WG1052555
Chloroethane	U		0.000453	0.00500	1	12/12/2017 19:46	WG1052555
Chloroform	U		0.000324	0.00500	1	12/12/2017 19:46	WG1052555
Chloromethane	U		0.000276	0.00250	1	12/12/2017 19:46	WG1052555
Cyclohexane	U		0.000390	0.00100	1	12/12/2017 19:46	WG1052555
2-Chlorotoluene	U		0.000375	0.00100	1	12/12/2017 19:46	WG1052555
4-Chlorotoluene	U		0.000351	0.00100	1	12/12/2017 19:46	WG1052555
1,2-Dibromo-3-Chloropropane	U	L2	0.00133	0.00500	1	12/12/2017 19:46	WG1052555
1,2-Dibromoethane	U		0.000381	0.00100	1	12/12/2017 19:46	WG1052555
Dibromomethane	U		0.000346	0.00100	1	12/12/2017 19:46	WG1052555
1,2-Dichlorobenzene	U		0.000349	0.00100	1	12/12/2017 19:46	WG1052555
1,3-Dichlorobenzene	U		0.000220	0.00100	1	12/12/2017 19:46	WG1052555
1,4-Dichlorobenzene	U		0.000274	0.00100	1	12/12/2017 19:46	WG1052555
Dichlorodifluoromethane	U		0.000551	0.00500	1	12/12/2017 19:46	WG1052555
1,1-Dichloroethane	U		0.000259	0.00100	1	12/12/2017 19:46	WG1052555
1,2-Dichloroethane	U		0.000361	0.00100	1	12/12/2017 19:46	WG1052555
1,1-Dichloroethene	U		0.000398	0.00100	1	12/12/2017 19:46	WG1052555
cis-1,2-Dichloroethene	U		0.000260	0.00100	1	12/12/2017 19:46	WG1052555
trans-1,2-Dichloroethene	U		0.000396	0.00100	1	12/12/2017 19:46	WG1052555
1,2-Dichloropropane	U		0.000306	0.00100	1	12/12/2017 19:46	WG1052555
1,1-Dichloropropene	U		0.000352	0.00100	1	12/12/2017 19:46	WG1052555
1,3-Dichloropropane	U		0.000366	0.00100	1	12/12/2017 19:46	WG1052555
cis-1,3-Dichloropropene	U		0.000418	0.00100	1	12/12/2017 19:46	WG1052555
trans-1,3-Dichloropropene	U		0.000419	0.00100	1	12/12/2017 19:46	WG1052555
2,2-Dichloropropane	U		0.000321	0.00100	1	12/12/2017 19:46	WG1052555
Dicyclopentadiene	U		0.000219	0.00100	1	12/12/2017 19:46	WG1052555
Di-isopropyl ether	U		0.000320	0.00100	1	12/12/2017 19:46	WG1052555
Ethylbenzene	U		0.000384	0.00100	1	12/12/2017 19:46	WG1052555
4-Ethyltoluene	U		0.000172	0.00100	1	12/12/2017 19:46	WG1052555
Hexachloro-1,3-butadiene	U		0.000256	0.00100	1	12/12/2017 19:46	WG1052555
n-Hexane	U		0.000736	0.0100	1	12/12/2017 19:46	WG1052555
Isopropylbenzene	U		0.000326	0.00100	1	12/12/2017 19:46	WG1052555
p-Isopropyltoluene	U		0.000350	0.00100	1	12/12/2017 19:46	WG1052555
2-Butanone (MEK)	U		0.00393	0.0100	1	12/12/2017 19:46	WG1052555
Methyl Cyclohexane	U		0.000380	0.00100	1	12/12/2017 19:46	WG1052555
Methylene Chloride	U		0.00100	0.00500	1	12/12/2017 19:46	WG1052555
4-Methyl-2-pentanone (MIBK)	U		0.00214	0.0100	1	12/12/2017 19:46	WG1052555
Methyl tert-butyl ether	U		0.000367	0.00100	1	12/12/2017 19:46	WG1052555
Naphthalene	U		0.00100	0.00500	1	12/12/2017 19:46	WG1052555
Propene	U		0.000975	0.00250	1	12/12/2017 19:46	WG1052555
n-Propylbenzene	U		0.000349	0.00100	1	12/12/2017 19:46	WG1052555

Volatile Organic Compounds (GC/MS) by Method 8260B

Analyte	Result mg/l	Qualifier	MDL mg/l	RDL mg/l	Dilution	Analysis date / time	Batch
Styrene	U		0.000307	0.00100	1	12/12/2017 19:46	WG1052555
1,1,1,2-Tetrachloroethane	U		0.000385	0.00100	1	12/12/2017 19:46	WG1052555
1,1,2,2-Tetrachloroethane	U	L2	0.000130	0.00100	1	12/12/2017 19:46	WG1052555
1,1,2-Trichlorotrifluoroethane	U		0.000303	0.00100	1	12/12/2017 19:46	WG1052555
Tetrachloroethene	0.00343		0.000372	0.00100	1	12/12/2017 19:46	WG1052555
Toluene	U		0.000412	0.00100	1	12/12/2017 19:46	WG1052555
1,2,3-Trichlorobenzene	U		0.000230	0.00100	1	12/12/2017 19:46	WG1052555
1,2,4-Trichlorobenzene	U		0.000355	0.00100	1	12/12/2017 19:46	WG1052555
1,1,1-Trichloroethane	U		0.000319	0.00100	1	12/12/2017 19:46	WG1052555
1,1,2-Trichloroethane	U		0.000383	0.00100	1	12/12/2017 19:46	WG1052555
Trichloroethene	0.000415	E4	0.000398	0.00100	1	12/12/2017 19:46	WG1052555
Trichlorofluoromethane	U		0.00120	0.00500	1	12/12/2017 19:46	WG1052555
1,2,3-Trichloropropane	U		0.000807	0.00250	1	12/12/2017 19:46	WG1052555
1,2,4-Trimethylbenzene	U		0.000373	0.00100	1	12/12/2017 19:46	WG1052555
1,2,3-Trimethylbenzene	U		0.000321	0.00100	1	12/12/2017 19:46	WG1052555
1,3,5-Trimethylbenzene	U		0.000387	0.00100	1	12/12/2017 19:46	WG1052555
Vinyl chloride	U		0.000259	0.00100	1	12/12/2017 19:46	WG1052555
Xylenes, Total	U		0.00106	0.00300	1	12/12/2017 19:46	WG1052555
(S) Toluene-d8	*99.7*			*80.0-120*		*12/12/2017 19:46*	WG1052555
(S) Dibromofluoromethane	*94.3*			*76.0-123*		*12/12/2017 19:46*	WG1052555
(S) 4-Bromofluorobenzene	*100*			*80.0-120*		*12/12/2017 19:46*	WG1052555

Volatile Organic Compounds (GC/MS) by Method 8260B

Analyte	Result mg/l	Qualifier	MDL mg/l	RDL mg/l	Dilution	Analysis date / time	Batch
Acetone	U		0.0100	0.0500	1	12/12/2017 20:05	WG1052555
Acrolein	U	L1	0.00887	0.0500	1	12/12/2017 20:05	WG1052555
Acrylonitrile	U	L2	0.00187	0.0100	1	12/12/2017 20:05	WG1052555
Benzene	U		0.000331	0.00100	1	12/12/2017 20:05	WG1052555
Bromobenzene	U		0.000352	0.00100	1	12/12/2017 20:05	WG1052555
Bromodichloromethane	U		0.000380	0.00100	1	12/12/2017 20:05	WG1052555
Bromoform	U		0.000469	0.00100	1	12/12/2017 20:05	WG1052555
Bromomethane	U	R7	0.000866	0.00500	1	12/12/2017 20:05	WG1052555
1,3-Butadiene	U		0.000330	0.00200	1	12/12/2017 20:05	WG1052555
n-Butylbenzene	U		0.000361	0.00100	1	12/12/2017 20:05	WG1052555
sec-Butylbenzene	U		0.000365	0.00100	1	12/12/2017 20:05	WG1052555
tert-Butylbenzene	U		0.000399	0.00100	1	12/12/2017 20:05	WG1052555
Carbon tetrachloride	U		0.000379	0.00100	1	12/12/2017 20:05	WG1052555
Carbon disulfide	U		0.000275	0.00100	1	12/12/2017 20:05	WG1052555
Chlorobenzene	U		0.000348	0.00100	1	12/12/2017 20:05	WG1052555
Chlorodibromomethane	U		0.000327	0.00100	1	12/12/2017 20:05	WG1052555
Chloroethane	U		0.000453	0.00500	1	12/12/2017 20:05	WG1052555
Chloroform	U		0.000324	0.00500	1	12/12/2017 20:05	WG1052555
Chloromethane	U		0.000276	0.00250	1	12/12/2017 20:05	WG1052555
Cyclohexane	U		0.000390	0.00100	1	12/12/2017 20:05	WG1052555
2-Chlorotoluene	U		0.000375	0.00100	1	12/12/2017 20:05	WG1052555
4-Chlorotoluene	U		0.000351	0.00100	1	12/12/2017 20:05	WG1052555
1,2-Dibromo-3-Chloropropane	U	L2	0.00133	0.00500	1	12/12/2017 20:05	WG1052555
1,2-Dibromoethane	U		0.000381	0.00100	1	12/12/2017 20:05	WG1052555
Dibromomethane	U		0.000346	0.00100	1	12/12/2017 20:05	WG1052555
1,2-Dichlorobenzene	U		0.000349	0.00100	1	12/12/2017 20:05	WG1052555
1,3-Dichlorobenzene	U		0.000220	0.00100	1	12/12/2017 20:05	WG1052555
1,4-Dichlorobenzene	U		0.000274	0.00100	1	12/12/2017 20:05	WG1052555
Dichlorodifluoromethane	U		0.000551	0.00500	1	12/12/2017 20:05	WG1052555
1,1-Dichloroethane	U		0.000259	0.00100	1	12/12/2017 20:05	WG1052555
1,2-Dichloroethane	U		0.000361	0.00100	1	12/12/2017 20:05	WG1052555
1,1-Dichloroethene	U		0.000398	0.00100	1	12/12/2017 20:05	WG1052555
cis-1,2-Dichloroethene	U		0.000260	0.00100	1	12/12/2017 20:05	WG1052555
trans-1,2-Dichloroethene	U		0.000396	0.00100	1	12/12/2017 20:05	WG1052555
1,2-Dichloropropane	U		0.000306	0.00100	1	12/12/2017 20:05	WG1052555
1,1-Dichloropropene	U		0.000352	0.00100	1	12/12/2017 20:05	WG1052555
1,3-Dichloropropane	U		0.000366	0.00100	1	12/12/2017 20:05	WG1052555
cis-1,3-Dichloropropene	U		0.000418	0.00100	1	12/12/2017 20:05	WG1052555
trans-1,3-Dichloropropene	U		0.000419	0.00100	1	12/12/2017 20:05	WG1052555
2,2-Dichloropropane	U		0.000321	0.00100	1	12/12/2017 20:05	WG1052555
Dicyclopentadiene	U		0.000219	0.00100	1	12/12/2017 20:05	WG1052555
Di-isopropyl ether	U		0.000320	0.00100	1	12/12/2017 20:05	WG1052555
Ethylbenzene	U		0.000384	0.00100	1	12/12/2017 20:05	WG1052555
4-Ethyltoluene	U		0.000172	0.00100	1	12/12/2017 20:05	WG1052555
Hexachloro-1,3-butadiene	U		0.000256	0.00100	1	12/12/2017 20:05	WG1052555
n-Hexane	U		0.000736	0.0100	1	12/12/2017 20:05	WG1052555
Isopropylbenzene	U		0.000326	0.00100	1	12/12/2017 20:05	WG1052555
p-Isopropyltoluene	U		0.000350	0.00100	1	12/12/2017 20:05	WG1052555
2-Butanone (MEK)	U		0.00393	0.0100	1	12/12/2017 20:05	WG1052555
Methyl Cyclohexane	U		0.000380	0.00100	1	12/12/2017 20:05	WG1052555
Methylene Chloride	U		0.00100	0.00500	1	12/12/2017 20:05	WG1052555
4-Methyl-2-pentanone (MIBK)	U		0.00214	0.0100	1	12/12/2017 20:05	WG1052555
Methyl tert-butyl ether	U		0.000367	0.00100	1	12/12/2017 20:05	WG1052555
Naphthalene	U		0.00100	0.00500	1	12/12/2017 20:05	WG1052555
Propene	U		0.000975	0.00250	1	12/12/2017 20:05	WG1052555
n-Propylbenzene	U		0.000349	0.00100	1	12/12/2017 20:05	WG1052555

Volatile Organic Compounds (GC/MS) by Method 8260B

Analyte	Result mg/l	Qualifier	MDL mg/l	RDL mg/l	Dilution	Analysis date / time	Batch
Styrene	U		0.000307	0.00100	1	12/12/2017 20:05	WG1052555
1,1,1,2-Tetrachloroethane	U		0.000385	0.00100	1	12/12/2017 20:05	WG1052555
1,1,2,2-Tetrachloroethane	U	L2	0.000130	0.00100	1	12/12/2017 20:05	WG1052555
1,1,2-Trichlorotrifluoroethane	U		0.000303	0.00100	1	12/12/2017 20:05	WG1052555
Tetrachloroethene	0.00436		0.000372	0.00100	1	12/12/2017 20:05	WG1052555
Toluene	U		0.000412	0.00100	1	12/12/2017 20:05	WG1052555
1,2,3-Trichlorobenzene	U		0.000230	0.00100	1	12/12/2017 20:05	WG1052555
1,2,4-Trichlorobenzene	U		0.000355	0.00100	1	12/12/2017 20:05	WG1052555
1,1,1-Trichloroethane	U		0.000319	0.00100	1	12/12/2017 20:05	WG1052555
1,1,2-Trichloroethane	U		0.000383	0.00100	1	12/12/2017 20:05	WG1052555
Trichloroethene	U		0.000398	0.00100	1	12/12/2017 20:05	WG1052555
Trichlorofluoromethane	U		0.00120	0.00500	1	12/12/2017 20:05	WG1052555
1,2,3-Trichloropropane	U		0.000807	0.00250	1	12/12/2017 20:05	WG1052555
1,2,4-Trimethylbenzene	U		0.000373	0.00100	1	12/12/2017 20:05	WG1052555
1,2,3-Trimethylbenzene	U		0.000321	0.00100	1	12/12/2017 20:05	WG1052555
1,3,5-Trimethylbenzene	U		0.000387	0.00100	1	12/12/2017 20:05	WG1052555
Vinyl chloride	U		0.000259	0.00100	1	12/12/2017 20:05	WG1052555
Xylenes, Total	U		0.00106	0.00300	1	12/12/2017 20:05	WG1052555
(S) Toluene-d8	*101*			*80.0-120*		*12/12/2017 20:05*	WG1052555
(S) Dibromofluoromethane	*96.6*			*76.0-123*		*12/12/2017 20:05*	WG1052555
(S) 4-Bromofluorobenzene	*97.7*			*80.0-120*		*12/12/2017 20:05*	WG1052555

Volatile Organic Compounds (GC/MS) by Method 8260B

Analyte	Result mg/l	Qualifier	MDL mg/l	RDL mg/l	Dilution	Analysis date / time	Batch
Acetone	U		0.0100	0.0500	1	12/12/2017 20:23	WG1052555
Acrolein	U	L1	0.00887	0.0500	1	12/12/2017 20:23	WG1052555
Acrylonitrile	U	L2	0.00187	0.0100	1	12/12/2017 20:23	WG1052555
Benzene	U		0.000331	0.00100	1	12/12/2017 20:23	WG1052555
Bromobenzene	U		0.000352	0.00100	1	12/12/2017 20:23	WG1052555
Bromodichloromethane	U		0.000380	0.00100	1	12/12/2017 20:23	WG1052555
Bromoform	U		0.000469	0.00100	1	12/12/2017 20:23	WG1052555
Bromomethane	U	R7	0.000866	0.00500	1	12/12/2017 20:23	WG1052555
1,3-Butadiene	U		0.000330	0.00200	1	12/12/2017 20:23	WG1052555
n-Butylbenzene	U		0.000361	0.00100	1	12/12/2017 20:23	WG1052555
sec-Butylbenzene	U		0.000365	0.00100	1	12/12/2017 20:23	WG1052555
tert-Butylbenzene	U		0.000399	0.00100	1	12/12/2017 20:23	WG1052555
Carbon tetrachloride	U		0.000379	0.00100	1	12/12/2017 20:23	WG1052555
Carbon disulfide	U		0.000275	0.00100	1	12/12/2017 20:23	WG1052555
Chlorobenzene	U		0.000348	0.00100	1	12/12/2017 20:23	WG1052555
Chlorodibromomethane	U		0.000327	0.00100	1	12/12/2017 20:23	WG1052555
Chloroethane	U		0.000453	0.00500	1	12/12/2017 20:23	WG1052555
Chloroform	U		0.000324	0.00500	1	12/12/2017 20:23	WG1052555
Chloromethane	U		0.000276	0.00250	1	12/12/2017 20:23	WG1052555
Cyclohexane	U		0.000390	0.00100	1	12/12/2017 20:23	WG1052555
2-Chlorotoluene	U		0.000375	0.00100	1	12/12/2017 20:23	WG1052555
4-Chlorotoluene	U		0.000351	0.00100	1	12/12/2017 20:23	WG1052555
1,2-Dibromo-3-Chloropropane	U	L2	0.00133	0.00500	1	12/12/2017 20:23	WG1052555
1,2-Dibromoethane	U		0.000381	0.00100	1	12/12/2017 20:23	WG1052555
Dibromomethane	U		0.000346	0.00100	1	12/12/2017 20:23	WG1052555
1,2-Dichlorobenzene	U		0.000349	0.00100	1	12/12/2017 20:23	WG1052555
1,3-Dichlorobenzene	U		0.000220	0.00100	1	12/12/2017 20:23	WG1052555
1,4-Dichlorobenzene	U		0.000274	0.00100	1	12/12/2017 20:23	WG1052555
Dichlorodifluoromethane	U		0.000551	0.00500	1	12/12/2017 20:23	WG1052555
1,1-Dichloroethane	U		0.000259	0.00100	1	12/12/2017 20:23	WG1052555
1,2-Dichloroethane	U		0.000361	0.00100	1	12/12/2017 20:23	WG1052555
1,1-Dichloroethene	U		0.000398	0.00100	1	12/12/2017 20:23	WG1052555
cis-1,2-Dichloroethene	U		0.000260	0.00100	1	12/12/2017 20:23	WG1052555
trans-1,2-Dichloroethene	U		0.000396	0.00100	1	12/12/2017 20:23	WG1052555
1,2-Dichloropropane	U		0.000306	0.00100	1	12/12/2017 20:23	WG1052555
1,1-Dichloropropene	U		0.000352	0.00100	1	12/12/2017 20:23	WG1052555
1,3-Dichloropropane	U		0.000366	0.00100	1	12/12/2017 20:23	WG1052555
cis-1,3-Dichloropropene	U		0.000418	0.00100	1	12/12/2017 20:23	WG1052555
trans-1,3-Dichloropropene	U		0.000419	0.00100	1	12/12/2017 20:23	WG1052555
2,2-Dichloropropane	U		0.000321	0.00100	1	12/12/2017 20:23	WG1052555
Dicyclopentadiene	U		0.000219	0.00100	1	12/12/2017 20:23	WG1052555
Di-isopropyl ether	U		0.000320	0.00100	1	12/12/2017 20:23	WG1052555
Ethylbenzene	U		0.000384	0.00100	1	12/12/2017 20:23	WG1052555
4-Ethyltoluene	U		0.000172	0.00100	1	12/12/2017 20:23	WG1052555
Hexachloro-1,3-butadiene	U		0.000256	0.00100	1	12/12/2017 20:23	WG1052555
n-Hexane	U		0.000736	0.0100	1	12/12/2017 20:23	WG1052555
Isopropylbenzene	U		0.000326	0.00100	1	12/12/2017 20:23	WG1052555
p-Isopropyltoluene	U		0.000350	0.00100	1	12/12/2017 20:23	WG1052555
2-Butanone (MEK)	U		0.00393	0.0100	1	12/12/2017 20:23	WG1052555
Methyl Cyclohexane	U		0.000380	0.00100	1	12/12/2017 20:23	WG1052555
Methylene Chloride	U		0.00100	0.00500	1	12/12/2017 20:23	WG1052555
4-Methyl-2-pentanone (MIBK)	U		0.00214	0.0100	1	12/12/2017 20:23	WG1052555
Methyl tert-butyl ether	U		0.000367	0.00100	1	12/12/2017 20:23	WG1052555
Naphthalene	U		0.00100	0.00500	1	12/12/2017 20:23	WG1052555
Propene	U		0.000975	0.00250	1	12/12/2017 20:23	WG1052555
n-Propylbenzene	U		0.000349	0.00100	1	12/12/2017 20:23	WG1052555

Volatile Organic Compounds (GC/MS) by Method 8260B

Analyte	Result mg/l	Qualifier	MDL mg/l	RDL mg/l	Dilution	Analysis date / time	Batch
Styrene	U		0.000307	0.00100	1	12/12/2017 20:23	WG1052555
1,1,1,2-Tetrachloroethane	U		0.000385	0.00100	1	12/12/2017 20:23	WG1052555
1,1,2,2-Tetrachloroethane	U	L2	0.000130	0.00100	1	12/12/2017 20:23	WG1052555
1,1,2-Trichlorotrifluoroethane	U		0.000303	0.00100	1	12/12/2017 20:23	WG1052555
Tetrachloroethene	0.00135		0.000372	0.00100	1	12/12/2017 20:23	WG1052555
Toluene	U		0.000412	0.00100	1	12/12/2017 20:23	WG1052555
1,2,3-Trichlorobenzene	U		0.000230	0.00100	1	12/12/2017 20:23	WG1052555
1,2,4-Trichlorobenzene	U		0.000355	0.00100	1	12/12/2017 20:23	WG1052555
1,1,1-Trichloroethane	U		0.000319	0.00100	1	12/12/2017 20:23	WG1052555
1,1,2-Trichloroethane	U		0.000383	0.00100	1	12/12/2017 20:23	WG1052555
Trichloroethene	U		0.000398	0.00100	1	12/12/2017 20:23	WG1052555
Trichlorofluoromethane	U		0.00120	0.00500	1	12/12/2017 20:23	WG1052555
1,2,3-Trichloropropane	U		0.000807	0.00250	1	12/12/2017 20:23	WG1052555
1,2,4-Trimethylbenzene	U		0.000373	0.00100	1	12/12/2017 20:23	WG1052555
1,2,3-Trimethylbenzene	U		0.000321	0.00100	1	12/12/2017 20:23	WG1052555
1,3,5-Trimethylbenzene	U		0.000387	0.00100	1	12/12/2017 20:23	WG1052555
Vinyl chloride	U		0.000259	0.00100	1	12/12/2017 20:23	WG1052555
Xylenes, Total	U		0.00106	0.00300	1	12/12/2017 20:23	WG1052555
(S) Toluene-d8	*99.1*			*80.0-120*		*12/12/2017 20:23*	WG1052555
(S) Dibromofluoromethane	*94.9*			*76.0-123*		*12/12/2017 20:23*	WG1052555
(S) 4-Bromofluorobenzene	*100*			*80.0-120*		*12/12/2017 20:23*	WG1052555

Volatile Organic Compounds (GC/MS) by Method 8260B

Analyte	Result mg/l	Qualifier	MDL mg/l	RDL mg/l	Dilution	Analysis date / time	Batch
Acetone	U		0.0100	0.0500	1	12/12/2017 20:42	WG1052555
Acrolein	U	L1	0.00887	0.0500	1	12/12/2017 20:42	WG1052555
Acrylonitrile	U	L2	0.00187	0.0100	1	12/12/2017 20:42	WG1052555
Benzene	U		0.000331	0.00100	1	12/12/2017 20:42	WG1052555
Bromobenzene	U		0.000352	0.00100	1	12/12/2017 20:42	WG1052555
Bromodichloromethane	U		0.000380	0.00100	1	12/12/2017 20:42	WG1052555
Bromoform	U		0.000469	0.00100	1	12/12/2017 20:42	WG1052555
Bromomethane	U	R7	0.000866	0.00500	1	12/12/2017 20:42	WG1052555
1,3-Butadiene	U		0.000330	0.00200	1	12/12/2017 20:42	WG1052555
n-Butylbenzene	U		0.000361	0.00100	1	12/12/2017 20:42	WG1052555
sec-Butylbenzene	U		0.000365	0.00100	1	12/12/2017 20:42	WG1052555
tert-Butylbenzene	U		0.000399	0.00100	1	12/12/2017 20:42	WG1052555
Carbon tetrachloride	U		0.000379	0.00100	1	12/12/2017 20:42	WG1052555
Carbon disulfide	U		0.000275	0.00100	1	12/12/2017 20:42	WG1052555
Chlorobenzene	U		0.000348	0.00100	1	12/12/2017 20:42	WG1052555
Chlorodibromomethane	U		0.000327	0.00100	1	12/12/2017 20:42	WG1052555
Chloroethane	U		0.000453	0.00500	1	12/12/2017 20:42	WG1052555
Chloroform	U		0.000324	0.00500	1	12/12/2017 20:42	WG1052555
Chloromethane	U		0.000276	0.00250	1	12/12/2017 20:42	WG1052555
Cyclohexane	U		0.000390	0.00100	1	12/12/2017 20:42	WG1052555
2-Chlorotoluene	U		0.000375	0.00100	1	12/12/2017 20:42	WG1052555
4-Chlorotoluene	U		0.000351	0.00100	1	12/12/2017 20:42	WG1052555
1,2-Dibromo-3-Chloropropane	U	L2	0.00133	0.00500	1	12/12/2017 20:42	WG1052555
1,2-Dibromoethane	U		0.000381	0.00100	1	12/12/2017 20:42	WG1052555
Dibromomethane	U		0.000346	0.00100	1	12/12/2017 20:42	WG1052555
1,2-Dichlorobenzene	U		0.000349	0.00100	1	12/12/2017 20:42	WG1052555
1,3-Dichlorobenzene	U		0.000220	0.00100	1	12/12/2017 20:42	WG1052555
1,4-Dichlorobenzene	U		0.000274	0.00100	1	12/12/2017 20:42	WG1052555
Dichlorodifluoromethane	U		0.000551	0.00500	1	12/12/2017 20:42	WG1052555
1,1-Dichloroethane	U		0.000259	0.00100	1	12/12/2017 20:42	WG1052555
1,2-Dichloroethane	U		0.000361	0.00100	1	12/12/2017 20:42	WG1052555
1,1-Dichloroethene	U		0.000398	0.00100	1	12/12/2017 20:42	WG1052555
cis-1,2-Dichloroethene	U		0.000260	0.00100	1	12/12/2017 20:42	WG1052555
trans-1,2-Dichloroethene	U		0.000396	0.00100	1	12/12/2017 20:42	WG1052555
1,2-Dichloropropane	U		0.000306	0.00100	1	12/12/2017 20:42	WG1052555
1,1-Dichloropropene	U		0.000352	0.00100	1	12/12/2017 20:42	WG1052555
1,3-Dichloropropane	U		0.000366	0.00100	1	12/12/2017 20:42	WG1052555
cis-1,3-Dichloropropene	U		0.000418	0.00100	1	12/12/2017 20:42	WG1052555
trans-1,3-Dichloropropene	U		0.000419	0.00100	1	12/12/2017 20:42	WG1052555
2,2-Dichloropropane	U		0.000321	0.00100	1	12/12/2017 20:42	WG1052555
Dicyclopentadiene	U		0.000219	0.00100	1	12/12/2017 20:42	WG1052555
Di-isopropyl ether	U		0.000320	0.00100	1	12/12/2017 20:42	WG1052555
Ethylbenzene	U		0.000384	0.00100	1	12/12/2017 20:42	WG1052555
4-Ethyltoluene	U		0.000172	0.00100	1	12/12/2017 20:42	WG1052555
Hexachloro-1,3-butadiene	U		0.000256	0.00100	1	12/12/2017 20:42	WG1052555
n-Hexane	U		0.000736	0.0100	1	12/12/2017 20:42	WG1052555
Isopropylbenzene	U		0.000326	0.00100	1	12/12/2017 20:42	WG1052555
p-Isopropyltoluene	U		0.000350	0.00100	1	12/12/2017 20:42	WG1052555
2-Butanone (MEK)	U		0.00393	0.0100	1	12/12/2017 20:42	WG1052555
Methyl Cyclohexane	U		0.000380	0.00100	1	12/12/2017 20:42	WG1052555
Methylene Chloride	U		0.00100	0.00500	1	12/12/2017 20:42	WG1052555
4-Methyl-2-pentanone (MIBK)	U		0.00214	0.0100	1	12/12/2017 20:42	WG1052555
Methyl tert-butyl ether	U		0.000367	0.00100	1	12/12/2017 20:42	WG1052555
Naphthalene	U		0.00100	0.00500	1	12/12/2017 20:42	WG1052555
Propene	U		0.000975	0.00250	1	12/12/2017 20:42	WG1052555
n-Propylbenzene	U		0.000349	0.00100	1	12/12/2017 20:42	WG1052555

Volatile Organic Compounds (GC/MS) by Method 8260B

Analyte	Result mg/l	Qualifier	MDL mg/l	RDL mg/l	Dilution	Analysis date / time	Batch
Styrene	U		0.000307	0.00100	1	12/12/2017 20:42	WG1052555
1,1,1,2-Tetrachloroethane	U		0.000385	0.00100	1	12/12/2017 20:42	WG1052555
1,1,2,2-Tetrachloroethane	U	L2	0.000130	0.00100	1	12/12/2017 20:42	WG1052555
1,1,2-Trichlorotrifluoroethane	U		0.000303	0.00100	1	12/12/2017 20:42	WG1052555
Tetrachloroethene	U		0.000372	0.00100	1	12/12/2017 20:42	WG1052555
Toluene	U		0.000412	0.00100	1	12/12/2017 20:42	WG1052555
1,2,3-Trichlorobenzene	U		0.000230	0.00100	1	12/12/2017 20:42	WG1052555
1,2,4-Trichlorobenzene	U		0.000355	0.00100	1	12/12/2017 20:42	WG1052555
1,1,1-Trichloroethane	U		0.000319	0.00100	1	12/12/2017 20:42	WG1052555
1,1,2-Trichloroethane	U		0.000383	0.00100	1	12/12/2017 20:42	WG1052555
Trichloroethene	U		0.000398	0.00100	1	12/12/2017 20:42	WG1052555
Trichlorofluoromethane	U		0.00120	0.00500	1	12/12/2017 20:42	WG1052555
1,2,3-Trichloropropane	U		0.000807	0.00250	1	12/12/2017 20:42	WG1052555
1,2,4-Trimethylbenzene	U		0.000373	0.00100	1	12/12/2017 20:42	WG1052555
1,2,3-Trimethylbenzene	U		0.000321	0.00100	1	12/12/2017 20:42	WG1052555
1,3,5-Trimethylbenzene	U		0.000387	0.00100	1	12/12/2017 20:42	WG1052555
Vinyl chloride	U		0.000259	0.00100	1	12/12/2017 20:42	WG1052555
Xylenes, Total	U		0.00106	0.00300	1	12/12/2017 20:42	WG1052555
(S) Toluene-d8	*98.9*			*80.0-120*		*12/12/2017 20:42*	WG1052555
(S) Dibromofluoromethane	*97.0*			*76.0-123*		*12/12/2017 20:42*	WG1052555
(S) 4-Bromofluorobenzene	*99.5*			*80.0-120*		*12/12/2017 20:42*	WG1052555

Volatile Organic Compounds (GC/MS) by Method 8260B

Analyte	Result mg/l	Qualifier	MDL mg/l	RDL mg/l	Dilution	Analysis date / time	Batch
Acetone	U		0.0100	0.0500	1	12/12/2017 21:01	WG1052555
Acrolein	U	L1	0.00887	0.0500	1	12/12/2017 21:01	WG1052555
Acrylonitrile	U	L2	0.00187	0.0100	1	12/12/2017 21:01	WG1052555
Benzene	U		0.000331	0.00100	1	12/12/2017 21:01	WG1052555
Bromobenzene	U		0.000352	0.00100	1	12/12/2017 21:01	WG1052555
Bromodichloromethane	U		0.000380	0.00100	1	12/12/2017 21:01	WG1052555
Bromoform	U		0.000469	0.00100	1	12/12/2017 21:01	WG1052555
Bromomethane	U	R7	0.000866	0.00500	1	12/12/2017 21:01	WG1052555
1,3-Butadiene	U		0.000330	0.00200	1	12/12/2017 21:01	WG1052555
n-Butylbenzene	U		0.000361	0.00100	1	12/12/2017 21:01	WG1052555
sec-Butylbenzene	U		0.000365	0.00100	1	12/12/2017 21:01	WG1052555
tert-Butylbenzene	U		0.000399	0.00100	1	12/12/2017 21:01	WG1052555
Carbon tetrachloride	U		0.000379	0.00100	1	12/12/2017 21:01	WG1052555
Carbon disulfide	U		0.000275	0.00100	1	12/12/2017 21:01	WG1052555
Chlorobenzene	U		0.000348	0.00100	1	12/12/2017 21:01	WG1052555
Chlorodibromomethane	U		0.000327	0.00100	1	12/12/2017 21:01	WG1052555
Chloroethane	U		0.000453	0.00500	1	12/12/2017 21:01	WG1052555
Chloroform	U		0.000324	0.00500	1	12/12/2017 21:01	WG1052555
Chloromethane	U		0.000276	0.00250	1	12/12/2017 21:01	WG1052555
Cyclohexane	U		0.000390	0.00100	1	12/12/2017 21:01	WG1052555
2-Chlorotoluene	U		0.000375	0.00100	1	12/12/2017 21:01	WG1052555
4-Chlorotoluene	U		0.000351	0.00100	1	12/12/2017 21:01	WG1052555
1,2-Dibromo-3-Chloropropane	U	L2	0.00133	0.00500	1	12/12/2017 21:01	WG1052555
1,2-Dibromoethane	U		0.000381	0.00100	1	12/12/2017 21:01	WG1052555
Dibromomethane	U		0.000346	0.00100	1	12/12/2017 21:01	WG1052555
1,2-Dichlorobenzene	U		0.000349	0.00100	1	12/12/2017 21:01	WG1052555
1,3-Dichlorobenzene	U		0.000220	0.00100	1	12/12/2017 21:01	WG1052555
1,4-Dichlorobenzene	U		0.000274	0.00100	1	12/12/2017 21:01	WG1052555
Dichlorodifluoromethane	U		0.000551	0.00500	1	12/12/2017 21:01	WG1052555
1,1-Dichloroethane	U		0.000259	0.00100	1	12/12/2017 21:01	WG1052555
1,2-Dichloroethane	U		0.000361	0.00100	1	12/12/2017 21:01	WG1052555
1,1-Dichloroethene	U		0.000398	0.00100	1	12/12/2017 21:01	WG1052555
cis-1,2-Dichloroethene	U		0.000260	0.00100	1	12/12/2017 21:01	WG1052555
trans-1,2-Dichloroethene	U		0.000396	0.00100	1	12/12/2017 21:01	WG1052555
1,2-Dichloropropane	U		0.000306	0.00100	1	12/12/2017 21:01	WG1052555
1,1-Dichloropropene	U		0.000352	0.00100	1	12/12/2017 21:01	WG1052555
1,3-Dichloropropane	U		0.000366	0.00100	1	12/12/2017 21:01	WG1052555
cis-1,3-Dichloropropene	U		0.000418	0.00100	1	12/12/2017 21:01	WG1052555
trans-1,3-Dichloropropene	U		0.000419	0.00100	1	12/12/2017 21:01	WG1052555
2,2-Dichloropropane	U		0.000321	0.00100	1	12/12/2017 21:01	WG1052555
Dicyclopentadiene	U		0.000219	0.00100	1	12/12/2017 21:01	WG1052555
Di-isopropyl ether	U		0.000320	0.00100	1	12/12/2017 21:01	WG1052555
Ethylbenzene	U		0.000384	0.00100	1	12/12/2017 21:01	WG1052555
4-Ethyltoluene	U		0.000172	0.00100	1	12/12/2017 21:01	WG1052555
Hexachloro-1,3-butadiene	U		0.000256	0.00100	1	12/12/2017 21:01	WG1052555
n-Hexane	U		0.000736	0.0100	1	12/12/2017 21:01	WG1052555
Isopropylbenzene	U		0.000326	0.00100	1	12/12/2017 21:01	WG1052555
p-Isopropyltoluene	U		0.000350	0.00100	1	12/12/2017 21:01	WG1052555
2-Butanone (MEK)	U		0.00393	0.0100	1	12/12/2017 21:01	WG1052555
Methyl Cyclohexane	U		0.000380	0.00100	1	12/12/2017 21:01	WG1052555
Methylene Chloride	U		0.00100	0.00500	1	12/12/2017 21:01	WG1052555
4-Methyl-2-pentanone (MIBK)	U		0.00214	0.0100	1	12/12/2017 21:01	WG1052555
Methyl tert-butyl ether	U		0.000367	0.00100	1	12/12/2017 21:01	WG1052555
Naphthalene	U		0.00100	0.00500	1	12/12/2017 21:01	WG1052555
Propene	U		0.000975	0.00250	1	12/12/2017 21:01	WG1052555
n-Propylbenzene	U		0.000349	0.00100	1	12/12/2017 21:01	WG1052555

Volatile Organic Compounds (GC/MS) by Method 8260B

Analyte	Result mg/l	Qualifier	MDL mg/l	RDL mg/l	Dilution	Analysis date / time	Batch
Styrene	U		0.000307	0.00100	1	12/12/2017 21:01	WG1052555
1,1,1,2-Tetrachloroethane	U		0.000385	0.00100	1	12/12/2017 21:01	WG1052555
1,1,2,2-Tetrachloroethane	U	L2	0.000130	0.00100	1	12/12/2017 21:01	WG1052555
1,1,2-Trichlorotrifluoroethane	U		0.000303	0.00100	1	12/12/2017 21:01	WG1052555
Tetrachloroethene	0.0171		0.000372	0.00100	1	12/12/2017 21:01	WG1052555
Toluene	U		0.000412	0.00100	1	12/12/2017 21:01	WG1052555
1,2,3-Trichlorobenzene	U		0.000230	0.00100	1	12/12/2017 21:01	WG1052555
1,2,4-Trichlorobenzene	U		0.000355	0.00100	1	12/12/2017 21:01	WG1052555
1,1,1-Trichloroethane	U		0.000319	0.00100	1	12/12/2017 21:01	WG1052555
1,1,2-Trichloroethane	U		0.000383	0.00100	1	12/12/2017 21:01	WG1052555
Trichloroethene	U		0.000398	0.00100	1	12/12/2017 21:01	WG1052555
Trichlorofluoromethane	U		0.00120	0.00500	1	12/12/2017 21:01	WG1052555
1,2,3-Trichloropropane	U		0.000807	0.00250	1	12/12/2017 21:01	WG1052555
1,2,4-Trimethylbenzene	U		0.000373	0.00100	1	12/12/2017 21:01	WG1052555
1,2,3-Trimethylbenzene	U		0.000321	0.00100	1	12/12/2017 21:01	WG1052555
1,3,5-Trimethylbenzene	U		0.000387	0.00100	1	12/12/2017 21:01	WG1052555
Vinyl chloride	U		0.000259	0.00100	1	12/12/2017 21:01	WG1052555
Xylenes, Total	U		0.00106	0.00300	1	12/12/2017 21:01	WG1052555
(S) Toluene-d8	*101*			*80.0-120*		*12/12/2017 21:01*	WG1052555
(S) Dibromofluoromethane	*97.6*			*76.0-123*		*12/12/2017 21:01*	WG1052555
(S) 4-Bromofluorobenzene	*103*			*80.0-120*		*12/12/2017 21:01*	WG1052555

Volatile Organic Compounds (GC/MS) by Method 8260B

Analyte	Result mg/l	Qualifier	MDL mg/l	RDL mg/l	Dilution	Analysis date / time	Batch
Acetone	U		0.0100	0.0500	1	12/12/2017 21:20	WG1052555
Acrolein	U	L1	0.00887	0.0500	1	12/12/2017 21:20	WG1052555
Acrylonitrile	U	L2	0.00187	0.0100	1	12/12/2017 21:20	WG1052555
Benzene	U		0.000331	0.00100	1	12/12/2017 21:20	WG1052555
Bromobenzene	U		0.000352	0.00100	1	12/12/2017 21:20	WG1052555
Bromodichloromethane	U		0.000380	0.00100	1	12/12/2017 21:20	WG1052555
Bromoform	U		0.000469	0.00100	1	12/12/2017 21:20	WG1052555
Bromomethane	U	R7	0.000866	0.00500	1	12/12/2017 21:20	WG1052555
1,3-Butadiene	U		0.000330	0.00200	1	12/12/2017 21:20	WG1052555
n-Butylbenzene	U		0.000361	0.00100	1	12/12/2017 21:20	WG1052555
sec-Butylbenzene	U		0.000365	0.00100	1	12/12/2017 21:20	WG1052555
tert-Butylbenzene	U		0.000399	0.00100	1	12/12/2017 21:20	WG1052555
Carbon tetrachloride	U		0.000379	0.00100	1	12/12/2017 21:20	WG1052555
Carbon disulfide	U		0.000275	0.00100	1	12/12/2017 21:20	WG1052555
Chlorobenzene	U		0.000348	0.00100	1	12/12/2017 21:20	WG1052555
Chlorodibromomethane	U		0.000327	0.00100	1	12/12/2017 21:20	WG1052555
Chloroethane	U		0.000453	0.00500	1	12/12/2017 21:20	WG1052555
Chloroform	U		0.000324	0.00500	1	12/12/2017 21:20	WG1052555
Chloromethane	U		0.000276	0.00250	1	12/12/2017 21:20	WG1052555
Cyclohexane	U		0.000390	0.00100	1	12/12/2017 21:20	WG1052555
2-Chlorotoluene	U		0.000375	0.00100	1	12/12/2017 21:20	WG1052555
4-Chlorotoluene	U		0.000351	0.00100	1	12/12/2017 21:20	WG1052555
1,2-Dibromo-3-Chloropropane	U	L2	0.00133	0.00500	1	12/12/2017 21:20	WG1052555
1,2-Dibromoethane	U		0.000381	0.00100	1	12/12/2017 21:20	WG1052555
Dibromomethane	U		0.000346	0.00100	1	12/12/2017 21:20	WG1052555
1,2-Dichlorobenzene	U		0.000349	0.00100	1	12/12/2017 21:20	WG1052555
1,3-Dichlorobenzene	U		0.000220	0.00100	1	12/12/2017 21:20	WG1052555
1,4-Dichlorobenzene	U		0.000274	0.00100	1	12/12/2017 21:20	WG1052555
Dichlorodifluoromethane	U		0.000551	0.00500	1	12/12/2017 21:20	WG1052555
1,1-Dichloroethane	U		0.000259	0.00100	1	12/12/2017 21:20	WG1052555
1,2-Dichloroethane	U		0.000361	0.00100	1	12/12/2017 21:20	WG1052555
1,1-Dichloroethene	U		0.000398	0.00100	1	12/12/2017 21:20	WG1052555
cis-1,2-Dichloroethene	U		0.000260	0.00100	1	12/12/2017 21:20	WG1052555
trans-1,2-Dichloroethene	U		0.000396	0.00100	1	12/12/2017 21:20	WG1052555
1,2-Dichloropropane	U		0.000306	0.00100	1	12/12/2017 21:20	WG1052555
1,1-Dichloropropene	U		0.000352	0.00100	1	12/12/2017 21:20	WG1052555
1,3-Dichloropropane	U		0.000366	0.00100	1	12/12/2017 21:20	WG1052555
cis-1,3-Dichloropropene	U		0.000418	0.00100	1	12/12/2017 21:20	WG1052555
trans-1,3-Dichloropropene	U		0.000419	0.00100	1	12/12/2017 21:20	WG1052555
2,2-Dichloropropane	U		0.000321	0.00100	1	12/12/2017 21:20	WG1052555
Dicyclopentadiene	U		0.000219	0.00100	1	12/12/2017 21:20	WG1052555
Di-isopropyl ether	U		0.000320	0.00100	1	12/12/2017 21:20	WG1052555
Ethylbenzene	U		0.000384	0.00100	1	12/12/2017 21:20	WG1052555
4-Ethyltoluene	U		0.000172	0.00100	1	12/12/2017 21:20	WG1052555
Hexachloro-1,3-butadiene	U		0.000256	0.00100	1	12/12/2017 21:20	WG1052555
n-Hexane	U		0.000736	0.0100	1	12/12/2017 21:20	WG1052555
Isopropylbenzene	U		0.000326	0.00100	1	12/12/2017 21:20	WG1052555
p-Isopropyltoluene	U		0.000350	0.00100	1	12/12/2017 21:20	WG1052555
2-Butanone (MEK)	U		0.00393	0.0100	1	12/12/2017 21:20	WG1052555
Methyl Cyclohexane	U		0.000380	0.00100	1	12/12/2017 21:20	WG1052555
Methylene Chloride	U		0.00100	0.00500	1	12/12/2017 21:20	WG1052555
4-Methyl-2-pentanone (MIBK)	U		0.00214	0.0100	1	12/12/2017 21:20	WG1052555
Methyl tert-butyl ether	U		0.000367	0.00100	1	12/12/2017 21:20	WG1052555
Naphthalene	U		0.00100	0.00500	1	12/12/2017 21:20	WG1052555
Propene	0.00216	E4	0.000975	0.00250	1	12/12/2017 21:20	WG1052555
n-Propylbenzene	U		0.000349	0.00100	1	12/12/2017 21:20	WG1052555

Volatile Organic Compounds (GC/MS) by Method 8260B

Analyte	Result mg/l	Qualifier	MDL mg/l	RDL mg/l	Dilution	Analysis date / time	Batch
Styrene	U		0.000307	0.00100	1	12/12/2017 21:20	WG1052555
1,1,1,2-Tetrachloroethane	U		0.000385	0.00100	1	12/12/2017 21:20	WG1052555
1,1,2,2-Tetrachloroethane	U	L2	0.000130	0.00100	1	12/12/2017 21:20	WG1052555
1,1,2-Trichlorotrifluoroethane	U		0.000303	0.00100	1	12/12/2017 21:20	WG1052555
Tetrachloroethene	0.00319		0.000372	0.00100	1	12/12/2017 21:20	WG1052555
Toluene	U		0.000412	0.00100	1	12/12/2017 21:20	WG1052555
1,2,3-Trichlorobenzene	U		0.000230	0.00100	1	12/12/2017 21:20	WG1052555
1,2,4-Trichlorobenzene	U		0.000355	0.00100	1	12/12/2017 21:20	WG1052555
1,1,1-Trichloroethane	U		0.000319	0.00100	1	12/12/2017 21:20	WG1052555
1,1,2-Trichloroethane	U		0.000383	0.00100	1	12/12/2017 21:20	WG1052555
Trichloroethene	U		0.000398	0.00100	1	12/12/2017 21:20	WG1052555
Trichlorofluoromethane	U		0.00120	0.00500	1	12/12/2017 21:20	WG1052555
1,2,3-Trichloropropane	U		0.000807	0.00250	1	12/12/2017 21:20	WG1052555
1,2,4-Trimethylbenzene	U		0.000373	0.00100	1	12/12/2017 21:20	WG1052555
1,2,3-Trimethylbenzene	U		0.000321	0.00100	1	12/12/2017 21:20	WG1052555
1,3,5-Trimethylbenzene	U		0.000387	0.00100	1	12/12/2017 21:20	WG1052555
Vinyl chloride	U		0.000259	0.00100	1	12/12/2017 21:20	WG1052555
Xylenes, Total	U		0.00106	0.00300	1	12/12/2017 21:20	WG1052555
(S) Toluene-d8	*99.6*			*80.0-120*		*12/12/2017 21:20*	WG1052555
(S) Dibromofluoromethane	*95.9*			*76.0-123*		*12/12/2017 21:20*	WG1052555
(S) 4-Bromofluorobenzene	*100*			*80.0-120*		*12/12/2017 21:20*	WG1052555

Volatile Organic Compounds (GC/MS) by Method 8260B

Analyte	Result mg/l	Qualifier	MDL mg/l	RDL mg/l	Dilution	Analysis date / time	Batch
Acetone	U		0.0100	0.0500	1	12/12/2017 21:38	WG1052555
Acrolein	U	L1	0.00887	0.0500	1	12/12/2017 21:38	WG1052555
Acrylonitrile	U	L2	0.00187	0.0100	1	12/12/2017 21:38	WG1052555
Benzene	U		0.000331	0.00100	1	12/12/2017 21:38	WG1052555
Bromobenzene	U		0.000352	0.00100	1	12/12/2017 21:38	WG1052555
Bromodichloromethane	U		0.000380	0.00100	1	12/12/2017 21:38	WG1052555
Bromoform	U		0.000469	0.00100	1	12/12/2017 21:38	WG1052555
Bromomethane	U	R7	0.000866	0.00500	1	12/12/2017 21:38	WG1052555
1,3-Butadiene	U		0.000330	0.00200	1	12/12/2017 21:38	WG1052555
n-Butylbenzene	U		0.000361	0.00100	1	12/12/2017 21:38	WG1052555
sec-Butylbenzene	U		0.000365	0.00100	1	12/12/2017 21:38	WG1052555
tert-Butylbenzene	U		0.000399	0.00100	1	12/12/2017 21:38	WG1052555
Carbon tetrachloride	U		0.000379	0.00100	1	12/12/2017 21:38	WG1052555
Carbon disulfide	U		0.000275	0.00100	1	12/12/2017 21:38	WG1052555
Chlorobenzene	U		0.000348	0.00100	1	12/12/2017 21:38	WG1052555
Chlorodibromomethane	U		0.000327	0.00100	1	12/12/2017 21:38	WG1052555
Chloroethane	U		0.000453	0.00500	1	12/12/2017 21:38	WG1052555
Chloroform	U		0.000324	0.00500	1	12/12/2017 21:38	WG1052555
Chloromethane	U		0.000276	0.00250	1	12/12/2017 21:38	WG1052555
Cyclohexane	U		0.000390	0.00100	1	12/12/2017 21:38	WG1052555
2-Chlorotoluene	U		0.000375	0.00100	1	12/12/2017 21:38	WG1052555
4-Chlorotoluene	U		0.000351	0.00100	1	12/12/2017 21:38	WG1052555
1,2-Dibromo-3-Chloropropane	U	L2	0.00133	0.00500	1	12/12/2017 21:38	WG1052555
1,2-Dibromoethane	U		0.000381	0.00100	1	12/12/2017 21:38	WG1052555
Dibromomethane	U		0.000346	0.00100	1	12/12/2017 21:38	WG1052555
1,2-Dichlorobenzene	U		0.000349	0.00100	1	12/12/2017 21:38	WG1052555
1,3-Dichlorobenzene	U		0.000220	0.00100	1	12/12/2017 21:38	WG1052555
1,4-Dichlorobenzene	U		0.000274	0.00100	1	12/12/2017 21:38	WG1052555
Dichlorodifluoromethane	U		0.000551	0.00500	1	12/12/2017 21:38	WG1052555
1,1-Dichloroethane	0.000910	E4	0.000259	0.00100	1	12/12/2017 21:38	WG1052555
1,2-Dichloroethane	U		0.000361	0.00100	1	12/12/2017 21:38	WG1052555
1,1-Dichloroethene	U		0.000398	0.00100	1	12/12/2017 21:38	WG1052555
cis-1,2-Dichloroethene	0.00295		0.000260	0.00100	1	12/12/2017 21:38	WG1052555
trans-1,2-Dichloroethene	U		0.000396	0.00100	1	12/12/2017 21:38	WG1052555
1,2-Dichloropropane	U		0.000306	0.00100	1	12/12/2017 21:38	WG1052555
1,1-Dichloropropene	U		0.000352	0.00100	1	12/12/2017 21:38	WG1052555
1,3-Dichloropropane	U		0.000366	0.00100	1	12/12/2017 21:38	WG1052555
cis-1,3-Dichloropropene	U		0.000418	0.00100	1	12/12/2017 21:38	WG1052555
trans-1,3-Dichloropropene	U		0.000419	0.00100	1	12/12/2017 21:38	WG1052555
2,2-Dichloropropane	U		0.000321	0.00100	1	12/12/2017 21:38	WG1052555
Dicyclopentadiene	U		0.000219	0.00100	1	12/12/2017 21:38	WG1052555
Di-isopropyl ether	U		0.000320	0.00100	1	12/12/2017 21:38	WG1052555
Ethylbenzene	U		0.000384	0.00100	1	12/12/2017 21:38	WG1052555
4-Ethyltoluene	U		0.000172	0.00100	1	12/12/2017 21:38	WG1052555
Hexachloro-1,3-butadiene	U		0.000256	0.00100	1	12/12/2017 21:38	WG1052555
n-Hexane	U		0.000736	0.0100	1	12/12/2017 21:38	WG1052555
Isopropylbenzene	U		0.000326	0.00100	1	12/12/2017 21:38	WG1052555
p-Isopropyltoluene	U		0.000350	0.00100	1	12/12/2017 21:38	WG1052555
2-Butanone (MEK)	U		0.00393	0.0100	1	12/12/2017 21:38	WG1052555
Methyl Cyclohexane	U		0.000380	0.00100	1	12/12/2017 21:38	WG1052555
Methylene Chloride	U		0.00100	0.00500	1	12/12/2017 21:38	WG1052555
4-Methyl-2-pentanone (MIBK)	U		0.00214	0.0100	1	12/12/2017 21:38	WG1052555
Methyl tert-butyl ether	U		0.000367	0.00100	1	12/12/2017 21:38	WG1052555
Naphthalene	U		0.00100	0.00500	1	12/12/2017 21:38	WG1052555
Propene	U		0.000975	0.00250	1	12/12/2017 21:38	WG1052555
n-Propylbenzene	U		0.000349	0.00100	1	12/12/2017 21:38	WG1052555

Volatile Organic Compounds (GC/MS) by Method 8260B

Analyte	Result mg/l	Qualifier	MDL mg/l	RDL mg/l	Dilution	Analysis date / time	Batch
Styrene	U		0.000307	0.00100	1	12/12/2017 21:38	WG1052555
1,1,1,2-Tetrachloroethane	U		0.000385	0.00100	1	12/12/2017 21:38	WG1052555
1,1,2,2-Tetrachloroethane	U	L2	0.000130	0.00100	1	12/12/2017 21:38	WG1052555
1,1,2-Trichlorotrifluoroethane	U		0.000303	0.00100	1	12/12/2017 21:38	WG1052555
Tetrachloroethene	0.0315		0.000372	0.00100	1	12/12/2017 21:38	WG1052555
Toluene	U		0.000412	0.00100	1	12/12/2017 21:38	WG1052555
1,2,3-Trichlorobenzene	U		0.000230	0.00100	1	12/12/2017 21:38	WG1052555
1,2,4-Trichlorobenzene	U		0.000355	0.00100	1	12/12/2017 21:38	WG1052555
1,1,1-Trichloroethane	U		0.000319	0.00100	1	12/12/2017 21:38	WG1052555
1,1,2-Trichloroethane	U		0.000383	0.00100	1	12/12/2017 21:38	WG1052555
Trichloroethene	0.00106		0.000398	0.00100	1	12/12/2017 21:38	WG1052555
Trichlorofluoromethane	U		0.00120	0.00500	1	12/12/2017 21:38	WG1052555
1,2,3-Trichloropropane	U		0.000807	0.00250	1	12/12/2017 21:38	WG1052555
1,2,4-Trimethylbenzene	U		0.000373	0.00100	1	12/12/2017 21:38	WG1052555
1,2,3-Trimethylbenzene	U		0.000321	0.00100	1	12/12/2017 21:38	WG1052555
1,3,5-Trimethylbenzene	U		0.000387	0.00100	1	12/12/2017 21:38	WG1052555
Vinyl chloride	U		0.000259	0.00100	1	12/12/2017 21:38	WG1052555
Xylenes, Total	U		0.00106	0.00300	1	12/12/2017 21:38	WG1052555
(S) Toluene-d8	*99.8*			*80.0-120*		*12/12/2017 21:38*	WG1052555
(S) Dibromofluoromethane	*97.7*			*76.0-123*		*12/12/2017 21:38*	WG1052555
(S) 4-Bromofluorobenzene	*98.8*			*80.0-120*		*12/12/2017 21:38*	WG1052555

Volatile Organic Compounds (GC/MS) by Method 8260B

Analyte	Result mg/l	Qualifier	MDL mg/l	RDL mg/l	Dilution	Analysis date / time	Batch
Acetone	U		0.0100	0.0500	1	12/12/2017 21:57	WG1052555
Acrolein	U	L1	0.00887	0.0500	1	12/12/2017 21:57	WG1052555
Acrylonitrile	U	L2	0.00187	0.0100	1	12/12/2017 21:57	WG1052555
Benzene	U		0.000331	0.00100	1	12/12/2017 21:57	WG1052555
Bromobenzene	U		0.000352	0.00100	1	12/12/2017 21:57	WG1052555
Bromodichloromethane	U		0.000380	0.00100	1	12/12/2017 21:57	WG1052555
Bromoform	U		0.000469	0.00100	1	12/12/2017 21:57	WG1052555
Bromomethane	U	R7	0.000866	0.00500	1	12/12/2017 21:57	WG1052555
1,3-Butadiene	U		0.000330	0.00200	1	12/12/2017 21:57	WG1052555
n-Butylbenzene	U		0.000361	0.00100	1	12/12/2017 21:57	WG1052555
sec-Butylbenzene	U		0.000365	0.00100	1	12/12/2017 21:57	WG1052555
tert-Butylbenzene	U		0.000399	0.00100	1	12/12/2017 21:57	WG1052555
Carbon tetrachloride	U		0.000379	0.00100	1	12/12/2017 21:57	WG1052555
Carbon disulfide	U		0.000275	0.00100	1	12/12/2017 21:57	WG1052555
Chlorobenzene	U		0.000348	0.00100	1	12/12/2017 21:57	WG1052555
Chlorodibromomethane	U		0.000327	0.00100	1	12/12/2017 21:57	WG1052555
Chloroethane	U		0.000453	0.00500	1	12/12/2017 21:57	WG1052555
Chloroform	U		0.000324	0.00500	1	12/12/2017 21:57	WG1052555
Chloromethane	U		0.000276	0.00250	1	12/12/2017 21:57	WG1052555
Cyclohexane	U		0.000390	0.00100	1	12/12/2017 21:57	WG1052555
2-Chlorotoluene	U		0.000375	0.00100	1	12/12/2017 21:57	WG1052555
4-Chlorotoluene	U		0.000351	0.00100	1	12/12/2017 21:57	WG1052555
1,2-Dibromo-3-Chloropropane	U	L2	0.00133	0.00500	1	12/12/2017 21:57	WG1052555
1,2-Dibromoethane	U		0.000381	0.00100	1	12/12/2017 21:57	WG1052555
Dibromomethane	U		0.000346	0.00100	1	12/12/2017 21:57	WG1052555
1,2-Dichlorobenzene	U		0.000349	0.00100	1	12/12/2017 21:57	WG1052555
1,3-Dichlorobenzene	U		0.000220	0.00100	1	12/12/2017 21:57	WG1052555
1,4-Dichlorobenzene	U		0.000274	0.00100	1	12/12/2017 21:57	WG1052555
Dichlorodifluoromethane	U		0.000551	0.00500	1	12/12/2017 21:57	WG1052555
1,1-Dichloroethane	0.000910	E4	0.000259	0.00100	1	12/12/2017 21:57	WG1052555
1,2-Dichloroethane	U		0.000361	0.00100	1	12/12/2017 21:57	WG1052555
1,1-Dichloroethene	U		0.000398	0.00100	1	12/12/2017 21:57	WG1052555
cis-1,2-Dichloroethene	0.00290		0.000260	0.00100	1	12/12/2017 21:57	WG1052555
trans-1,2-Dichloroethene	U		0.000396	0.00100	1	12/12/2017 21:57	WG1052555
1,2-Dichloropropane	U		0.000306	0.00100	1	12/12/2017 21:57	WG1052555
1,1-Dichloropropene	U		0.000352	0.00100	1	12/12/2017 21:57	WG1052555
1,3-Dichloropropane	U		0.000366	0.00100	1	12/12/2017 21:57	WG1052555
cis-1,3-Dichloropropene	U		0.000418	0.00100	1	12/12/2017 21:57	WG1052555
trans-1,3-Dichloropropene	U		0.000419	0.00100	1	12/12/2017 21:57	WG1052555
2,2-Dichloropropane	U		0.000321	0.00100	1	12/12/2017 21:57	WG1052555
Dicyclopentadiene	U		0.000219	0.00100	1	12/12/2017 21:57	WG1052555
Di-isopropyl ether	U		0.000320	0.00100	1	12/12/2017 21:57	WG1052555
Ethylbenzene	U		0.000384	0.00100	1	12/12/2017 21:57	WG1052555
4-Ethyltoluene	U		0.000172	0.00100	1	12/12/2017 21:57	WG1052555
Hexachloro-1,3-butadiene	U		0.000256	0.00100	1	12/12/2017 21:57	WG1052555
n-Hexane	U		0.000736	0.0100	1	12/12/2017 21:57	WG1052555
Isopropylbenzene	U		0.000326	0.00100	1	12/12/2017 21:57	WG1052555
p-Isopropyltoluene	U		0.000350	0.00100	1	12/12/2017 21:57	WG1052555
2-Butanone (MEK)	U		0.00393	0.0100	1	12/12/2017 21:57	WG1052555
Methyl Cyclohexane	U		0.000380	0.00100	1	12/12/2017 21:57	WG1052555
Methylene Chloride	U		0.00100	0.00500	1	12/12/2017 21:57	WG1052555
4-Methyl-2-pentanone (MIBK)	U		0.00214	0.0100	1	12/12/2017 21:57	WG1052555
Methyl tert-butyl ether	U		0.000367	0.00100	1	12/12/2017 21:57	WG1052555
Naphthalene	U		0.00100	0.00500	1	12/12/2017 21:57	WG1052555
Propene	U		0.000975	0.00250	1	12/12/2017 21:57	WG1052555
n-Propylbenzene	U		0.000349	0.00100	1	12/12/2017 21:57	WG1052555

Volatile Organic Compounds (GC/MS) by Method 8260B

Analyte	Result mg/l	Qualifier	MDL mg/l	RDL mg/l	Dilution	Analysis date / time	Batch
Styrene	U		0.000307	0.00100	1	12/12/2017 21:57	WG1052555
1,1,1,2-Tetrachloroethane	U		0.000385	0.00100	1	12/12/2017 21:57	WG1052555
1,1,2,2-Tetrachloroethane	U	L2	0.000130	0.00100	1	12/12/2017 21:57	WG1052555
1,1,2-Trichlorotrifluoroethane	U		0.000303	0.00100	1	12/12/2017 21:57	WG1052555
Tetrachloroethene	0.0312		0.000372	0.00100	1	12/12/2017 21:57	WG1052555
Toluene	U		0.000412	0.00100	1	12/12/2017 21:57	WG1052555
1,2,3-Trichlorobenzene	U		0.000230	0.00100	1	12/12/2017 21:57	WG1052555
1,2,4-Trichlorobenzene	U		0.000355	0.00100	1	12/12/2017 21:57	WG1052555
1,1,1-Trichloroethane	U		0.000319	0.00100	1	12/12/2017 21:57	WG1052555
1,1,2-Trichloroethane	U		0.000383	0.00100	1	12/12/2017 21:57	WG1052555
Trichloroethene	0.00102		0.000398	0.00100	1	12/12/2017 21:57	WG1052555
Trichlorofluoromethane	U		0.00120	0.00500	1	12/12/2017 21:57	WG1052555
1,2,3-Trichloropropane	U		0.000807	0.00250	1	12/12/2017 21:57	WG1052555
1,2,4-Trimethylbenzene	U		0.000373	0.00100	1	12/12/2017 21:57	WG1052555
1,2,3-Trimethylbenzene	U		0.000321	0.00100	1	12/12/2017 21:57	WG1052555
1,3,5-Trimethylbenzene	U		0.000387	0.00100	1	12/12/2017 21:57	WG1052555
Vinyl chloride	U		0.000259	0.00100	1	12/12/2017 21:57	WG1052555
Xylenes, Total	U		0.00106	0.00300	1	12/12/2017 21:57	WG1052555
(S) Toluene-d8	*99.6*			*80.0-120*		*12/12/2017 21:57*	WG1052555
(S) Dibromofluoromethane	*95.9*			*76.0-123*		*12/12/2017 21:57*	WG1052555
(S) 4-Bromofluorobenzene	*98.0*			*80.0-120*		*12/12/2017 21:57*	WG1052555

Method Blank (MB)

(MB) R3273874-2 12/12/17 15:11

Analyte	MB Result mg/l	MB Qualifier	MB MDL mg/l	MB RDL mg/l
Acetone	U		0.0100	0.0500
Acrolein	U		0.00887	0.0500
Acrylonitrile	U		0.00187	0.0100
Benzene	U		0.000331	0.00100
Bromobenzene	U		0.000352	0.00100
Bromodichloromethane	U		0.000380	0.00100
Bromoform	U		0.000469	0.00100
Bromomethane	U		0.000866	0.00500
1,3-Butadiene	U		0.000330	0.00200
n-Butylbenzene	U		0.000361	0.00100
sec-Butylbenzene	U		0.000365	0.00100
tert-Butylbenzene	U		0.000399	0.00100
Carbon disulfide	U		0.000275	0.00100
Carbon tetrachloride	U		0.000379	0.00100
Chlorobenzene	U		0.000348	0.00100
Chlorodibromomethane	U		0.000327	0.00100
Chloroethane	U		0.000453	0.00500
Chloroform	U		0.000324	0.00500
Chloromethane	U		0.000276	0.00250
Cyclohexane	U		0.000390	0.00100
2-Chlorotoluene	U		0.000375	0.00100
4-Chlorotoluene	U		0.000351	0.00100
1,2-Dibromo-3-Chloropropane	U		0.00133	0.00500
1,2-Dibromoethane	U		0.000381	0.00100
Dibromomethane	U		0.000346	0.00100
1,2-Dichlorobenzene	U		0.000349	0.00100
1,3-Dichlorobenzene	U		0.000220	0.00100
1,4-Dichlorobenzene	U		0.000274	0.00100
Dichlorodifluoromethane	U		0.000551	0.00500
1,1-Dichloroethane	U		0.000259	0.00100
1,2-Dichloroethane	U		0.000361	0.00100
1,1-Dichloroethene	U		0.000398	0.00100
cis-1,2-Dichloroethene	U		0.000260	0.00100
trans-1,2-Dichloroethene	U		0.000396	0.00100
1,2-Dichloropropane	U		0.000306	0.00100
1,1-Dichloropropene	U		0.000352	0.00100
1,3-Dichloropropane	U		0.000366	0.00100
cis-1,3-Dichloropropene	U		0.000418	0.00100
trans-1,3-Dichloropropene	U		0.000419	0.00100
2,2-Dichloropropane	U		0.000321	0.00100

Method Blank (MB)

(MB) R3273874-2 12/12/17 15:11

Analyte	MB Result mg/l	MB Qualifier	MB MDL mg/l	MB RDL mg/l
Dicyclopentadiene	U		0.000219	0.00100
Di-isopropyl ether	U		0.000320	0.00100
Ethylbenzene	U		0.000384	0.00100
4-Ethyltoluene	U		0.000172	0.00100
Hexachloro-1,3-butadiene	U		0.000256	0.00100
n-Hexane	U		0.000736	0.0100
Isopropylbenzene	U		0.000326	0.00100
p-Isopropyltoluene	U		0.000350	0.00100
2-Butanone (MEK)	U		0.00393	0.0100
Methyl Cyclohexane	U		0.000380	0.00100
Methylene Chloride	U		0.00100	0.00500
4-Methyl-2-pentanone (MIBK)	U		0.00214	0.0100
Methyl tert-butyl ether	U		0.000367	0.00100
Naphthalene	U		0.00100	0.00500
Propene	U		0.000975	0.00250
n-Propylbenzene	U		0.000349	0.00100
Styrene	U		0.000307	0.00100
1,1,1,2-Tetrachloroethane	U		0.000385	0.00100
1,1,2,2-Tetrachloroethane	U		0.000130	0.00100
Tetrachloroethene	U		0.000372	0.00100
Toluene	U		0.000412	0.00100
1,1,2-Trichlorotrifluoroethane	U		0.000303	0.00100
1,2,3-Trichlorobenzene	U		0.000230	0.00100
1,2,4-Trichlorobenzene	U		0.000355	0.00100
1,1,1-Trichloroethane	U		0.000319	0.00100
1,1,2-Trichloroethane	U		0.000383	0.00100
Trichloroethene	U		0.000398	0.00100
Trichlorofluoromethane	U		0.00120	0.00500
1,2,3-Trichloropropane	U		0.000807	0.00250
1,2,3-Trimethylbenzene	U		0.000321	0.00100
1,2,4-Trimethylbenzene	U		0.000373	0.00100
1,3,5-Trimethylbenzene	U		0.000387	0.00100
Vinyl chloride	U		0.000259	0.00100
Xylenes, Total	U		0.00106	0.00300
(S) Toluene-d8	*102*			*80.0-120*
(S) Dibromofluoromethane	*92.4*			*76.0-123*
(S) 4-Bromofluorobenzene	*98.6*			*80.0-120*

Laboratory Control Sample (LCS) • Laboratory Control Sample Duplicate (LCSD)

(LCS) R3273874-1 12/12/17 14:06 • (LCSD) R3273874-3 12/12/17 15:59

Analyte	Spike Amount mg/l	LCS Result mg/l	LCSD Result mg/l	LCS Rec. %	LCSD Rec. %	Rec. Limits %	LCS Qualifier	LCSD Qualifier	RPD %	RPD Limits %
Acetone	0.125	0.0862	0.0941	69.0	75.3	10.0-160			8.73	23
Acrolein	0.125	0.348	0.364	278	291	10.0-160	L1	L1	4.61	20
Acrylonitrile	0.125	0.0726	0.0760	58.1	60.8	60.0-142	L2		4.65	20
Benzene	0.0250	0.0211	0.0232	84.6	92.9	69.0-123			9.35	20
Bromobenzene	0.0250	0.0207	0.0234	83.0	93.5	79.0-120			11.9	20
Bromodichloromethane	0.0250	0.0218	0.0237	87.2	94.9	76.0-120			8.42	20
Bromoform	0.0250	0.0193	0.0214	77.1	85.7	67.0-132			10.5	20
Bromomethane	0.0250	0.0200	0.0285	79.9	114	18.0-160		R7	35.3	20
1,3-Butadiene	0.0250	0.0238	0.0260	95.0	104	40.0-141			8.95	20
n-Butylbenzene	0.0250	0.0238	0.0265	95.3	106	72.0-126			10.7	20
sec-Butylbenzene	0.0250	0.0237	0.0262	94.7	105	74.0-121			10.3	20
tert-Butylbenzene	0.0250	0.0227	0.0257	90.7	103	75.0-122			12.3	20
Carbon disulfide	0.0250	0.0263	0.0288	105	115	55.0-127			9.12	20
Carbon tetrachloride	0.0250	0.0265	0.0291	106	117	63.0-122			9.52	20
Chlorobenzene	0.0250	0.0216	0.0229	86.6	91.7	79.0-121			5.74	20
Chlorodibromomethane	0.0250	0.0223	0.0234	89.0	93.7	75.0-125			5.12	20
Chloroethane	0.0250	0.0262	0.0289	105	116	47.0-152			9.97	20
Chloroform	0.0250	0.0212	0.0236	85.0	94.4	72.0-121			10.5	20
Chloromethane	0.0250	0.0164	0.0180	65.5	71.8	48.0-139			9.15	20
Cyclohexane	0.0250	0.0249	0.0264	99.5	105	70.0-130			5.78	20
2-Chlorotoluene	0.0250	0.0220	0.0252	87.8	101	74.0-122			13.8	20
4-Chlorotoluene	0.0250	0.0215	0.0240	86.1	95.8	79.0-120			10.6	20
1,2-Dibromo-3-Chloropropane	0.0250	0.0140	0.0158	56.0	63.1	64.0-127	L2	L2	11.9	20
1,2-Dibromoethane	0.0250	0.0201	0.0213	80.6	85.1	77.0-123			5.41	20
Dibromomethane	0.0250	0.0200	0.0225	80.0	90.2	78.0-120			12.0	20
1,2-Dichlorobenzene	0.0250	0.0230	0.0254	91.9	102	80.0-120			10.1	20
1,3-Dichlorobenzene	0.0250	0.0227	0.0252	90.9	101	72.0-123			10.2	20
1,4-Dichlorobenzene	0.0250	0.0226	0.0250	90.3	100	77.0-120			10.1	20
Dichlorodifluoromethane	0.0250	0.0256	0.0277	103	111	49.0-155			7.69	20
1,1-Dichloroethane	0.0250	0.0226	0.0245	90.3	98.1	70.0-126			8.28	20
1,2-Dichloroethane	0.0250	0.0212	0.0229	84.6	91.5	67.0-126			7.78	20
1,1-Dichloroethene	0.0250	0.0239	0.0271	95.7	108	64.0-129			12.4	20
cis-1,2-Dichloroethene	0.0250	0.0205	0.0226	81.9	90.3	73.0-120			9.79	20
trans-1,2-Dichloroethene	0.0250	0.0214	0.0241	85.4	96.5	71.0-121			12.2	20
1,2-Dichloropropane	0.0250	0.0206	0.0226	82.2	90.6	75.0-125			9.64	20
1,1-Dichloropropene	0.0250	0.0232	0.0258	92.9	103	71.0-129			10.5	20
1,3-Dichloropropane	0.0250	0.0209	0.0225	83.6	90.1	80.0-121			7.55	20
cis-1,3-Dichloropropene	0.0250	0.0221	0.0233	88.4	93.0	79.0-123			5.11	20
trans-1,3-Dichloropropene	0.0250	0.0224	0.0242	89.7	96.9	74.0-127			7.68	20
2,2-Dichloropropane	0.0250	0.0227	0.0244	90.9	97.6	60.0-125			7.15	20

Laboratory Control Sample (LCS) • Laboratory Control Sample Duplicate (LCSD)

(LCS) R3273874-1 12/12/17 14:06 • (LCSD) R3273874-3 12/12/17 15:59

Analyte	Spike Amount mg/l	LCS Result mg/l	LCSD Result mg/l	LCS Rec. %	LCSD Rec. %	Rec. Limits %	LCS Qualifier	LCSD Qualifier	RPD %	RPD Limits %
Dicyclopentadiene	0.0250	0.0227	0.0262	90.8	105	72.0-121			14.3	20
Di-isopropyl ether	0.0250	0.0196	0.0216	78.4	86.3	59.0-133			9.60	20
Ethylbenzene	0.0250	0.0238	0.0256	95.1	102	77.0-120			7.36	20
4-Ethyltoluene	0.0250	0.0230	0.0261	91.9	104	74.0-120			12.6	20
Hexachloro-1,3-butadiene	0.0250	0.0249	0.0279	99.8	111	64.0-131			11.0	20
n-Hexane	0.0250	0.0231	0.0253	92.3	101	56.0-124			9.24	20
Isopropylbenzene	0.0250	0.0227	0.0261	90.9	104	75.0-120			13.7	20
p-Isopropyltoluene	0.0250	0.0229	0.0256	91.6	102	74.0-126			11.1	20
2-Butanone (MEK)	0.125	0.0788	0.0845	63.0	67.6	37.0-158			7.01	20
Methyl Cyclohexane	0.0250	0.0245	0.0261	98.0	104	70.0-130			6.28	20
Methylene Chloride	0.0250	0.0189	0.0209	75.4	83.8	66.0-121			10.5	20
4-Methyl-2-pentanone (MIBK)	0.125	0.0834	0.0886	66.7	70.9	59.0-143			6.01	20
Methyl tert-butyl ether	0.0250	0.0194	0.0209	77.7	83.6	64.0-123			7.28	20
Naphthalene	0.0250	0.0169	0.0182	67.8	72.9	62.0-128			7.25	20
Propene	0.0250	0.0207	0.0217	82.8	86.9	10.0-160			4.86	21
n-Propylbenzene	0.0250	0.0228	0.0258	91.2	103	79.0-120			12.3	20
Styrene	0.0250	0.0213	0.0236	85.0	94.5	78.0-124			10.5	20
1,1,1,2-Tetrachloroethane	0.0250	0.0230	0.0245	91.9	97.8	75.0-122			6.20	20
1,1,2,2-Tetrachloroethane	0.0250	0.0173	0.0190	69.2	76.1	71.0-122	L2		9.61	20
Tetrachloroethene	0.0250	0.0256	0.0271	102	109	70.0-127			5.79	20
Toluene	0.0250	0.0217	0.0231	86.9	92.3	77.0-120			6.04	20
1,1,2-Trichlorotrifluoroethane	0.0250	0.0310	0.0334	124	133	61.0-136			7.31	20
1,2,3-Trichlorobenzene	0.0250	0.0231	0.0243	92.5	97.2	61.0-133			5.04	20
1,2,4-Trichlorobenzene	0.0250	0.0240	0.0256	95.8	103	69.0-129			6.80	20
1,1,1-Trichloroethane	0.0250	0.0237	0.0266	94.8	106	68.0-122			11.5	20
1,1,2-Trichloroethane	0.0250	0.0197	0.0206	78.8	82.3	78.0-120			4.36	20
Trichloroethene	0.0250	0.0231	0.0254	92.4	101	78.0-120			9.29	20
Trichlorofluoromethane	0.0250	0.0298	0.0326	119	131	56.0-137			9.16	20
1,2,3-Trichloropropane	0.0250	0.0186	0.0202	74.5	80.8	72.0-124			8.08	20
1,2,3-Trimethylbenzene	0.0250	0.0223	0.0248	89.1	99.1	75.0-120			10.7	20
1,2,4-Trimethylbenzene	0.0250	0.0225	0.0253	89.9	101	75.0-120			11.7	20
1,3,5-Trimethylbenzene	0.0250	0.0220	0.0252	88.2	101	75.0-120			13.2	20
Vinyl chloride	0.0250	0.0231	0.0250	92.5	100	64.0-133			7.74	20
Xylenes, Total	0.0750	0.0688	0.0742	91.7	98.9	77.0-120			7.55	20
(S) Toluene-d8				*99.2*	*96.8*	*80.0-120*				
(S) Dibromofluoromethane				*94.0*	*95.2*	*76.0-123*				
(S) 4-Bromofluorobenzene				*94.9*	*96.6*	*80.0-120*				

Instrument: VOCMS30 • File ID: 1212_07

12/12/17 12:17

Sample ID	File ID	8260-PENTAFLUOROBENZENE Response	8260-1,4-DIFLUOROBENZENE Response	8260-2-BROMO-1-CHLOROPROPANE Response	8260-1,4-DICHLOROBENZENE-D4 Response
Standard	1212_07	401591	625349	98200	268955
Upper Limit		803182	1250698	196400	537910
Lower Limit		200796	312675	49100	134478
LCS R3273874-1 WG1052555 1x	1212_08	426795	659769	102788	293781
BLANK R3273874-2 WG1052555 1x	1212_10	460455	698684	107082	299824
LCSD R3273874-3 WG1052555 1x	1212_11	424725	655194	105526	284885
L956800-01 WG1052555 1x	1212_13	466939	702576	107843	301298
L956800-02 WG1052555 1x	1212_14	463515	698477	109457	303108
L956800-03 WG1052555 1x	1212_15	449676	694200	106195	297206
L956800-04 WG1052555 1x	1212_16	449020	682628	106435	285334
L956800-05 WG1052555 1x	1212_17	440611	685020	105238	286968
L956800-06 WG1052555 1x	1212_18	451841	698622	108120	299528
L956800-07 WG1052555 1x	1212_19	433636	673030	107129	286424
L956800-08 WG1052555 1x	1212_20	442495	681574	105641	295157
L956800-09 WG1052555 1x	1212_21	447554	686221	108753	293209
L956800-10 WG1052555 1x	1212_22	443977	685648	107826	289127
L956800-11 WG1052555 1x	1212_23	432896	671789	105541	294976
L956800-12 WG1052555 1x	1212_24	432832	656495	105417	282220
L956800-13 WG1052555 1x	1212_25	433092	669776	106573	285795
L956800-14 WG1052555 1x	1212_26	436357	678830	106516	284976
L956800-15 WG1052555 1x	1212_27	440608	679275	106668	290829
L956800-16 WG1052555 1x	1212_28	436395	675935	107355	292528
L956800-17 WG1052555 1x	1212_29	427935	658163	103926	285825

1 Cp
2 Tc
3 Ss
4 Cn
5 Sr
6 Qc
7 Is
8 Gl
9 Al
10 Sc

Guide to Reading and Understanding Your Laboratory Report

The information below is designed to better explain the various terms used in your report of analytical results from the Laboratory. This is not intended as a comprehensive explanation, and if you have additional questions please contact your project representative.

Abbreviations and Definitions

MDL	Method Detection Limit.
RDL	Reported Detection Limit.
Rec.	Recovery.
RPD	Relative Percent Difference.
SDG	Sample Delivery Group.
(S)	Surrogate (Surrogate Standard) - Analytes added to every blank, sample, Laboratory Control Sample/Duplicate and Matrix Spike/Duplicate; used to evaluate analytical efficiency by measuring recovery. Surrogates are not expected to be detected in all environmental media.
U	Not detected at the Reporting Limit (or MDL where applicable).
Analyte	The name of the particular compound or analysis performed. Some Analyses and Methods will have multiple analytes reported.
Dilution	If the sample matrix contains an interfering material, or if concentrations of analytes in the sample are higher than the highest limit of concentration that the laboratory can accurately report, the sample may be diluted for analysis. If a value different than 1 is used in this field, the result reported has already been corrected for this factor.
Limits	These are the target % recovery ranges or % difference value that the laboratory has historically determined as normal for the method and analyte being reported. Successful QC Sample analysis will target all analytes recovered or duplicated within these ranges.
Qualifier	This column provides a letter and/or number designation that corresponds to additional information concerning the result reported. If a Qualifier is present, a definition per Qualifier is provided within the Glossary and Definitions page and potentially a discussion of possible implications of the Qualifier in the Case Narrative if applicable.
Result	The actual analytical final result (corrected for any sample specific characteristics) reported for your sample. If there was no measurable result returned for a specific analyte, the result in this column may state “ND” (Not Detected) or “BDL” (Below Detectable Levels). The information in the results column should always be accompanied by either an MDL (Method Detection Limit) or RDL (Reporting Detection Limit) that defines the lowest value that the laboratory could detect or report for this analyte.
Case Narrative (Cn)	A brief discussion about the included sample results, including a discussion of any non-conformances to protocol observed either at sample receipt by the laboratory from the field or during the analytical process. If present, there will be a section in the Case Narrative to discuss the meaning of any data qualifiers used in the report.
Quality Control Summary (Qc)	This section of the report includes the results of the laboratory quality control analyses required by procedure or analytical methods to assist in evaluating the validity of the results reported for your samples. These analyses are not being performed on your samples typically, but on laboratory generated material.
Sample Chain of Custody (Sc)	This is the document created in the field when your samples were initially collected. This is used to verify the time and date of collection, the person collecting the samples, and the analyses that the laboratory is requested to perform. This chain of custody also documents all persons (excluding commercial shippers) that have had control or possession of the samples from the time of collection until delivery to the laboratory for analysis.
Sample Results (Sr)	This section of your report will provide the results of all testing performed on your samples. These results are provided by sample ID and are separated by the analyses performed on each sample. The header line of each analysis section for each sample will provide the name and method number for the analysis reported.
Sample Summary (Ss)	This section of the Analytical Report defines the specific analyses performed for each sample ID, including the dates and times of preparation and/or analysis.

Qualifier	Description
E4	Concentration estimated. Analyte was detected below laboratory minimum reporting level (MRL) but above MDL.
L1	The associated blank spike recovery was above laboratory acceptance limits.
L2	The associated blank spike recovery was below laboratory acceptance limits.
R7	LFB/LFBD RPD exceeded the laboratory acceptance limit. Recovery met acceptance criteria.

ACCREDITATIONS & LOCATIONS

ESC Lab Sciences is the only environmental laboratory accredited/certified to support your work nationwide from one location. One phone call, one point of contact, one laboratory. No other lab is as accessible or prepared to handle your needs throughout the country. Our capacity and capability from our single location laboratory is comparable to the collective totals of the network laboratories in our industry. The most significant benefit to our "one location" design is the design of our laboratory campus. The model is conducive to accelerated productivity, decreasing turn-around time, and preventing cross contamination, thus protecting sample integrity. Our focus on premium quality and prompt service allows us to be **YOUR LAB OF CHOICE.**
***** Not all certifications held by the laboratory are applicable to the results reported in the attached report.

State Accreditations

Alabama	40660
Alaska	UST-080
Arizona	AZ0612
Arkansas	88-0469
California	01157CA
Colorado	TN00003
Conneticut	PH-0197
Florida	E87487
Georgia	NELAP
Georgia [1]	923
Idaho	TN00003
Illinois	200008
Indiana	C-TN-01
Iowa	364
Kansas	E-10277
Kentucky [1]	90010
Kentucky [2]	16
Louisiana	AI30792
Maine	TN0002
Maryland	324
Massachusetts	M-TN003
Michigan	9958
Minnesota	047-999-395
Mississippi	TN00003
Missouri	340
Montana	CERT0086
Nebraska	NE-OS-15-05
Nevada	TN-03-2002-34
New Hampshire	2975
New Jersey–NELAP	TN002
New Mexico	TN00003
New York	11742
North Carolina	Env375
North Carolina [1]	DW21704
North Carolina [2]	41
North Dakota	R-140
Ohio–VAP	CL0069
Oklahoma	9915
Oregon	TN200002
Pennsylvania	68-02979
Rhode Island	221
South Carolina	84004
South Dakota	n/a
Tennessee [1 4]	2006
Texas	T 104704245-07-TX
Texas [5]	LAB0152
Utah	6157585858
Vermont	VT2006
Virginia	109
Washington	C1915
West Virginia	233
Wisconsin	9980939910
Wyoming	A2LA

Third Party & Federal Accreditations

A2LA – ISO 17025	1461.01
A2LA – ISO 17025 [5]	1461.02
Canada	1461.01
EPA–Crypto	TN00003
AIHA-LAP,LLC	100789
DOD	1461.01
USDA	S-67674

[1.] Drinking Water [2.] Underground Storage Tanks [3.] Aquatic Toxicity [4.] Chemical/Microbiological [5.] Mold [n/a] Accreditation not applicable

Our Locations

ESC Lab Sciences has sixty-four client support centers that provide sample pickup and/or the delivery of sampling supplies. If you would like assistance from one of our support offices, please contact our main office. **ESC Lab Sciences performs all testing at our central laboratory.**

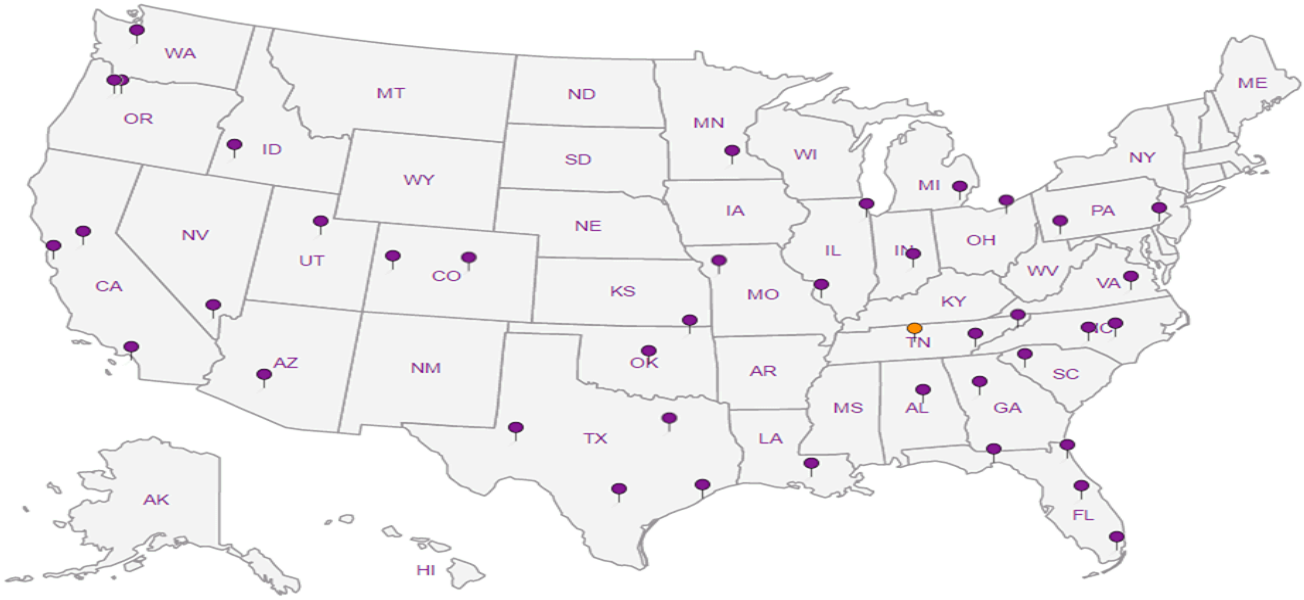

Pinyon Environmental
1408 W. Mendoza Avenue
Mesa, AZ 85202

Billing Information:

Pres Chk

Analysis / Container / Preservative

Chain of Custody Page 1 of 12 SPS

ESC LAB SCIENCES
YOUR LAB OF CHOICE
12065 Lebanon Rd
Mount Juliet, TN 37122
Phone: 615-758-5858
Phone: 800-767-5859
Fax: 615-758-5859

Report to: **Steve Sutherland**
Email To: **sutherland@pinyon-env.com**
Project Description: **ADEQ – 260 & Johnson Lane**
City/State Collected: **Lakeside, AZ**
Phone: **303.785.7697**
Fax:
Client Project # **717100604**
Lab Project #
L# 956860
Table F237
Collected by (print): **Steve Sutherland**
Site/Facility ID #
P.O. #
Acctnum: **PINYONMAZ**
Collected by (signature): SS
Immediately Packed on Ice N ___ Y ✓
Rush? (Lab MUST Be Notified)
___ Same Day ___ Five Day
___ Next Day ___ 5 Day (Rad Only)
___ Two Day ___ 10 Day (Rad Only)
___ Three Day
Quote #
Date Results Needed: Normal TAT
Template:
Prelogin:
TSR:
PB:
Shipped Via:

Sample ID	Comp/Grab	Matrix *	Depth	Date	Time	No. of Cntrs	VOCs 8260B / 40mL amber/ HCl	Remarks	Sample # (lab only)
Trip Blank	G	GW	—	—	—	1	X		01
LBS well			NA	12/6/17	1040	2			02
Pinetop-Lakeside School				12/6/17	2031				03
~~Marinello~~									
Kengla 1R				12/7/17	1644				04
Kengla 3N				12/7/17	1600				05
Kengla 1				12/7/17	1715				06
Kengla 2				12/7/17	1620				07
Gardner well				12/4/17	1057				08
Mangum well				12/3/17	1635				09

* Matrix:
SS - Soil AIR - Air F - Filter
GW - Groundwater B - Bioassay
WW - WasteWater
DW - Drinking Water
OT - Other_____

Remarks:

pH _____ Temp _____
Flow _____ Other _____

Samples returned via: __ UPS __ FedEx __ Courier __ _____
Tracking #

Sample Receipt Checklist
COC Seal Present/Intact: __NP ✓Y __N
COC Signed/Accurate: ✓Y __N
Bottles arrive intact: ✓Y __N
Correct bottles used: ✓Y __N
Sufficient volume sent: ✓Y __N
If Applicable
VOA Zero Headspace: ✓Y __N
Preservation Correct/Checked: __Y __N

Relinquished by : (Signature)	Date:	Time:	Received by: (Signature)	Trip Blank Received: Yes / No HCL / MeoH TBR	
SS	12/11/17	1130	Tanya Ney		
Relinquished by : (Signature)	Date:	Time:	Received by: (Signature)	Temp: 4.5°C	Bottles Received: 32+TB
Tanya Ney	12/11/17	1800	SWA		
Relinquished by : (Signature)	Date:	Time:	Received for lab by: (Signature)	Date:	Time:
			B. Shaw	12.12.17	845

If preservation required by Login: Date/Time

Hold:

Condition: NCF ✓OK

ESCAB

Pinyon Environmental
1408 W. Mendoza Avenue
Mesa, AZ 85202

Billing Information:

Pres Chk

Analysis / Container / Preservative

Chain of Custody Page 2 of 2

ESC LAB SCIENCES
YOUR LAB OF CHOICE
12065 Lebanon Rd
Mount Juliet, TN 37122
Phone: 615-758-5858
Phone: 800-767-5859
Fax: 615-758-5859

Report to: Steve Sutherland

Email To: sutherland@pinyon-env.com

Project Description: ADEQ – 260 & Johnson Lane

City/State Collected: Lakeside, AZ

Phone: 303.785.7697
Fax:

Client Project # 717100604

Lab Project #

L# 97680

Table #

Collected by (print): Steve Sutherland

Site/Facility ID #

P.O. #

Acctnum: PINYONMAZ
Template:
Prelogin:
TSR:
PB:

Collected by (signature):

Immediately Packed on Ice N ___ Y X

Rush? (Lab MUST Be Notified)
___ Same Day ___ Five Day
___ Next Day ___ 5 Day (Rad Only)
___ Two Day ___ 10 Day (Rad Only)
___ Three Day

Quote #

Date Results Needed: Normal TAT

Shipped Via:

Sample ID	Comp/Grab	Matrix *	Depth	Date	Time	No. of Cntrs	VOCs 8260B / 40mL amber/ HCl	Remarks	Sample # (lab only)
Rainbow Cabins	G	GW	NA	12/4/17	1438	2	X		10
Marinello				12/5/17	1348				11
Earl South				12/7/17	1145				12
Earl North				12/7/17	1205				13
Lee well				12/6/17	1457				14
MW-1				12/8/17	1117				15
MW-2				12/7/17	1800				16
MW-3				12/7/17	1847				17

* Matrix:
SS - Soil AIR - Air F - Filter
GW - Groundwater B - Bioassay
WW - WasteWater
DW - Drinking Water
OT - Other_____

Remarks:

pH _____ Temp _____
Flow _____ Other _____

Samples returned via:
__ UPS __ FedEx __ Courier __ _____

Tracking #

Sample Receipt Checklist
COC Seal Present/Intact: __NP __Y __N
COC Signed/Accurate: __Y __N
Bottles arrive intact: __Y __N
Correct bottles used: __Y __N
Sufficient volume sent: __Y __N
If Applicable
VOA Zero Headspace: __Y __N
Preservation Correct/Checked: __Y __N

Relinquished by : (Signature)	Date:	Time:	Received by: (Signature)	Trip Blank Received: Yes / No HCl / MeoH TBR	
	12/11/17	1130	Tonya Ney		
Relinquished by: (Signature) Tonya Ney	Date: 12/11/17	Time: 1800	Received by: (Signature) SWA	Temp: 4.5°C	Bottles Received: 32+TB	If preservation required by Login: Date/Time
Relinquished by: (Signature)	Date:	Time:	Received for lab by: (Signature) B. Shewe	Date: 12.12.17	Time: 845	Hold:	Condition: NCF / OK

ESCAZ

ANALYTICAL REPORT

April 06, 2018

Pinyon Environmental

Sample Delivery Group:	L982035
Samples Received:	03/31/2018
Project Number:	717100604
Description:	ADEQ-260 and Johnson Lane
Report To:	Steve Sutherland 1408 W. Mendoza Avenue Mesa, AZ 85202

Entire Report Reviewed By: Daphne R Richards

Daphne Richards
Technical Service Representative

Results relate only to the items tested or calibrated and are reported as rounded values. This test report shall not be reproduced, except in full, without written approval of the laboratory. Where applicable, sampling conducted by ESC is performed per guidance provided in laboratory standard operating procedures: 060302, 060303, and 060304.

TABLE OF CONTENTS

Cp: Cover Page	1
Tc: Table of Contents	2
Ss: Sample Summary	3
Cn: Case Narrative	5
Sr: Sample Results	6
EARL SOUTH L982035-01	6
EARL NORTH L982035-02	8
MARINELLO L982035-03	10
LEE L982035-04	13
MANGUM L982035-05	16
TRIP BLANK L982035-06	18
SCHOOL WELL L982035-07	20
Qc: Quality Control Summary	22
Wet Chemistry by Method 2320 B-2011	22
Wet Chemistry by Method 3500Fe B-2011	23
Wet Chemistry by Method 9056A	24
Wet Chemistry by Method 9060A	27
Volatile Organic Compounds (GC) by Method RSK175	28
Volatile Organic Compounds (GC/MS) by Method 8260B	30
Is: Internal Standard Summary	35
Volatile Organic Compounds (GC/MS) by Method 8260B	35
Gl: Glossary of Terms	36
Al: Accreditations & Locations	37
Sc: Sample Chain of Custody	38

EARL SOUTH L982035-01 GW

Collected by: Steve Sutherland | Collected date/time: 03/28/18 11:10 | Received date/time: 03/31/18 08:45

Method	Batch	Dilution	Preparation date/time	Analysis date/time	Analyst
Volatile Organic Compounds (GC/MS) by Method 8260B	WG1092150	1	04/01/18 11:59	04/01/18 11:59	JHH
Volatile Organic Compounds (GC/MS) by Method 8260B	WG1093696	1	04/04/18 19:06	04/04/18 19:06	JHH

EARL NORTH L982035-02 GW

Collected by: Steve Sutherland | Collected date/time: 03/28/18 12:10 | Received date/time: 03/31/18 08:45

Method	Batch	Dilution	Preparation date/time	Analysis date/time	Analyst
Volatile Organic Compounds (GC/MS) by Method 8260B	WG1092150	1	04/01/18 12:20	04/01/18 12:20	JHH
Volatile Organic Compounds (GC/MS) by Method 8260B	WG1093696	1	04/04/18 19:26	04/04/18 19:26	JHH

MARINELLO L982035-03 GW

Collected by: Steve Sutherland | Collected date/time: 03/28/18 15:25 | Received date/time: 03/31/18 08:45

Method	Batch	Dilution	Preparation date/time	Analysis date/time	Analyst
Wet Chemistry by Method 2320 B-2011	WG1093493	1	04/05/18 18:44	04/05/18 18:44	MCG
Wet Chemistry by Method 3500Fe B-2011	WG1092495	1	04/02/18 12:10	04/02/18 12:10	CSU
Wet Chemistry by Method 9056A	WG1092075	1	04/01/18 13:59	04/01/18 13:59	MAJ
Wet Chemistry by Method 9060A	WG1092382	1	04/02/18 21:31	04/02/18 21:31	SJM
Volatile Organic Compounds (GC) by Method RSK175	WG1092704	1	04/03/18 13:13	04/03/18 13:13	AMC
Volatile Organic Compounds (GC/MS) by Method 8260B	WG1092150	1	04/01/18 12:41	04/01/18 12:41	JHH
Volatile Organic Compounds (GC/MS) by Method 8260B	WG1093696	1	04/04/18 19:45	04/04/18 19:45	JHH

LEE L982035-04 GW

Collected by: Steve Sutherland | Collected date/time: 03/28/18 16:35 | Received date/time: 03/31/18 08:45

Method	Batch	Dilution	Preparation date/time	Analysis date/time	Analyst
Wet Chemistry by Method 2320 B-2011	WG1093493	1	04/05/18 18:51	04/05/18 18:51	MCG
Wet Chemistry by Method 3500Fe B-2011	WG1092495	1	04/02/18 12:11	04/02/18 12:11	CSU
Wet Chemistry by Method 9056A	WG1092075	1	04/01/18 14:11	04/01/18 14:11	MAJ
Wet Chemistry by Method 9056A	WG1092586	5	04/03/18 01:26	04/03/18 01:26	MAJ
Wet Chemistry by Method 9060A	WG1092382	1	04/02/18 22:38	04/02/18 22:38	SJM
Volatile Organic Compounds (GC) by Method RSK175	WG1093028	1	04/04/18 10:21	04/04/18 10:21	AMC
Volatile Organic Compounds (GC/MS) by Method 8260B	WG1092150	1	04/01/18 13:02	04/01/18 13:02	JHH

MANGUM L982035-05 GW

Collected by: Steve Sutherland | Collected date/time: 03/28/18 18:15 | Received date/time: 03/31/18 08:45

Method	Batch	Dilution	Preparation date/time	Analysis date/time	Analyst
Volatile Organic Compounds (GC/MS) by Method 8260B	WG1092150	1	04/01/18 13:24	04/01/18 13:24	JHH
Volatile Organic Compounds (GC/MS) by Method 8260B	WG1093696	1	04/04/18 20:05	04/04/18 20:05	JHH

TRIP BLANK L982035-06 GW

Collected by: Steve Sutherland | Collected date/time: 03/28/18 00:00 | Received date/time: 03/31/18 08:45

Method	Batch	Dilution	Preparation date/time	Analysis date/time	Analyst
Volatile Organic Compounds (GC/MS) by Method 8260B	WG1092150	1	04/01/18 07:23	04/01/18 07:23	JHH
Volatile Organic Compounds (GC/MS) by Method 8260B	WG1093696	1	04/04/18 17:29	04/04/18 17:29	JHH

SCHOOL WELL L982035-07 GW

Collected by	Collected date/time	Received date/time
Steve Sutherland	03/28/18 20:17	03/31/18 08:45

Method	Batch	Dilution	Preparation date/time	Analysis date/time	Analyst
Volatile Organic Compounds (GC/MS) by Method 8260B	WG1092150	1	04/01/18 13:45	04/01/18 13:45	JHH
Volatile Organic Compounds (GC/MS) by Method 8260B	WG1093696	1	04/04/18 20:25	04/04/18 20:25	JHH

1 Cp
2 Tc
3 Ss
4 Cn
5 Sr
6 Qc
7 Is
8 Gl
9 Al
10 Sc

All sample aliquots were received at the correct temperature, in the proper containers, with the appropriate preservatives, and within method specified holding times, unless qualified or notated within the report. Where applicable, all MDL (LOD) and RDL (LOQ) values reported for environmental samples have been corrected for the dilution factor used in the analysis. All radiochemical sample results for solids are reported on a dry weight basis with the exception of tritium, carbon-14 and radon, unless wet weight was requested by the client. All Method and Batch Quality Control are within established criteria except where addressed in this case narrative, a non-conformance form or properly qualified within the sample results. By my digital signature below, I affirm to the best of my knowledge, all problems/anomalies observed by the laboratory as having the potential to affect the quality of the data have been identified by the laboratory, and no information or data have been knowingly withheld that would affect the quality of the data.

Daphne R Richards

Daphne Richards
Technical Service Representative

Sample Handling and Receiving

The following samples were prepared and/or analyzed past recommended holding time. Concentrations should be considered minimum values.

ESC Sample ID	Project Sample ID	Method
L982035-03	MARINELLO	3500Fe B-2011, 9056A
L982035-04	LEE	3500Fe B-2011, 9056A

Volatile Organic Compounds (GC/MS) by Method 8260B

Analyte	Result mg/l	Qualifier	MDL mg/l	RDL mg/l	Dilution	Analysis date / time	Batch
Acetone	U		0.0100	0.0500	1	04/01/2018 11:59	WG1092150
Acrolein	U		0.00887	0.0500	1	04/01/2018 11:59	WG1092150
Acrylonitrile	U		0.00187	0.0100	1	04/01/2018 11:59	WG1092150
Benzene	U		0.000331	0.00100	1	04/01/2018 11:59	WG1092150
Bromobenzene	U	L2	0.000352	0.00100	1	04/01/2018 11:59	WG1092150
Bromodichloromethane	U		0.000380	0.00100	1	04/01/2018 11:59	WG1092150
Bromoform	U		0.000469	0.00100	1	04/01/2018 11:59	WG1092150
Bromomethane	U		0.000866	0.00500	1	04/01/2018 11:59	WG1092150
1,3-Butadiene	U		0.000330	0.00200	1	04/01/2018 11:59	WG1092150
n-Butylbenzene	U		0.000361	0.00100	1	04/01/2018 11:59	WG1092150
sec-Butylbenzene	U		0.000365	0.00100	1	04/01/2018 11:59	WG1092150
tert-Butylbenzene	U		0.000399	0.00100	1	04/01/2018 11:59	WG1092150
Carbon tetrachloride	U		0.000379	0.00100	1	04/01/2018 11:59	WG1092150
Carbon disulfide	U		0.000275	0.00100	1	04/01/2018 11:59	WG1092150
Chlorobenzene	U		0.000348	0.00100	1	04/01/2018 11:59	WG1092150
Chlorodibromomethane	U		0.000327	0.00100	1	04/01/2018 11:59	WG1092150
Chloroethane	U		0.000453	0.00500	1	04/01/2018 11:59	WG1092150
Chloroform	U		0.000324	0.00500	1	04/01/2018 11:59	WG1092150
Chloromethane	U		0.000276	0.00250	1	04/01/2018 11:59	WG1092150
Cyclohexane	U		0.000390	0.00100	1	04/01/2018 11:59	WG1092150
2-Chlorotoluene	U		0.000375	0.00100	1	04/01/2018 11:59	WG1092150
4-Chlorotoluene	U		0.000351	0.00100	1	04/01/2018 11:59	WG1092150
1,2-Dibromo-3-Chloropropane	U		0.00133	0.00500	1	04/01/2018 11:59	WG1092150
1,2-Dibromoethane	U		0.000381	0.00100	1	04/01/2018 11:59	WG1092150
Dibromomethane	U		0.000346	0.00100	1	04/01/2018 11:59	WG1092150
1,2-Dichlorobenzene	U		0.000349	0.00100	1	04/01/2018 11:59	WG1092150
1,3-Dichlorobenzene	U		0.000220	0.00100	1	04/01/2018 11:59	WG1092150
1,4-Dichlorobenzene	U		0.000274	0.00100	1	04/01/2018 11:59	WG1092150
Dichlorodifluoromethane	U		0.000551	0.00500	1	04/01/2018 11:59	WG1092150
1,1-Dichloroethane	U		0.000259	0.00100	1	04/01/2018 11:59	WG1092150
1,2-Dichloroethane	U		0.000361	0.00100	1	04/01/2018 11:59	WG1092150
1,1-Dichloroethene	U		0.000398	0.00100	1	04/01/2018 11:59	WG1092150
cis-1,2-Dichloroethene	U		0.000260	0.00100	1	04/01/2018 11:59	WG1092150
trans-1,2-Dichloroethene	U		0.000396	0.00100	1	04/01/2018 11:59	WG1092150
1,2-Dichloropropane	U		0.000306	0.00100	1	04/01/2018 11:59	WG1092150
1,1-Dichloropropene	U		0.000352	0.00100	1	04/01/2018 11:59	WG1092150
1,3-Dichloropropane	U		0.000366	0.00100	1	04/01/2018 11:59	WG1092150
cis-1,3-Dichloropropene	U		0.000418	0.00100	1	04/01/2018 11:59	WG1092150
trans-1,3-Dichloropropene	U		0.000419	0.00100	1	04/01/2018 11:59	WG1092150
2,2-Dichloropropane	U		0.000321	0.00100	1	04/01/2018 11:59	WG1092150
Dicyclopentadiene	0.000318	E4	0.000219	0.00100	1	04/01/2018 11:59	WG1092150
Di-isopropyl ether	U		0.000320	0.00100	1	04/01/2018 11:59	WG1092150
Ethylbenzene	U		0.000384	0.00100	1	04/01/2018 11:59	WG1092150
4-Ethyltoluene	U		0.000172	0.00100	1	04/01/2018 11:59	WG1092150
Hexachloro-1,3-butadiene	U		0.000256	0.00100	1	04/01/2018 11:59	WG1092150
n-Hexane	U		0.000736	0.0100	1	04/01/2018 11:59	WG1092150
Isopropylbenzene	U		0.000326	0.00100	1	04/01/2018 11:59	WG1092150
p-Isopropyltoluene	U		0.000350	0.00100	1	04/01/2018 11:59	WG1092150
2-Butanone (MEK)	U		0.00393	0.0100	1	04/01/2018 11:59	WG1092150
Methyl Cyclohexane	U		0.000380	0.00100	1	04/01/2018 11:59	WG1092150
Methylene Chloride	U		0.00100	0.00500	1	04/01/2018 11:59	WG1092150
4-Methyl-2-pentanone (MIBK)	U		0.00214	0.0100	1	04/01/2018 11:59	WG1092150
Methyl tert-butyl ether	U		0.000367	0.00100	1	04/01/2018 11:59	WG1092150
Naphthalene	U		0.00100	0.00500	1	04/01/2018 11:59	WG1092150
Propene	U		0.000975	0.00250	1	04/01/2018 11:59	WG1092150
n-Propylbenzene	U		0.000349	0.00100	1	04/01/2018 11:59	WG1092150

Volatile Organic Compounds (GC/MS) by Method 8260B

Analyte	Result mg/l	Qualifier	MDL mg/l	RDL mg/l	Dilution	Analysis date / time	Batch
Styrene	U		0.000307	0.00100	1	04/01/2018 11:59	WG1092150
1,1,1,2-Tetrachloroethane	U		0.000385	0.00100	1	04/01/2018 11:59	WG1092150
1,1,2,2-Tetrachloroethane	U		0.000130	0.00100	1	04/01/2018 11:59	WG1092150
1,1,2-Trichlorotrifluoroethane	U		0.000303	0.00100	1	04/01/2018 11:59	WG1092150
Tetrachloroethene	0.00111		0.000372	0.00100	1	04/04/2018 19:06	WG1093696
Toluene	U		0.000412	0.00100	1	04/01/2018 11:59	WG1092150
1,2,3-Trichlorobenzene	U		0.000230	0.00100	1	04/01/2018 11:59	WG1092150
1,2,4-Trichlorobenzene	U		0.000355	0.00100	1	04/01/2018 11:59	WG1092150
1,1,1-Trichloroethane	U		0.000319	0.00100	1	04/01/2018 11:59	WG1092150
1,1,2-Trichloroethane	U		0.000383	0.00100	1	04/01/2018 11:59	WG1092150
Trichloroethene	U		0.000398	0.00100	1	04/01/2018 11:59	WG1092150
Trichlorofluoromethane	U		0.00120	0.00500	1	04/01/2018 11:59	WG1092150
1,2,3-Trichloropropane	U		0.000807	0.00250	1	04/01/2018 11:59	WG1092150
1,2,4-Trimethylbenzene	U		0.000373	0.00100	1	04/01/2018 11:59	WG1092150
1,2,3-Trimethylbenzene	U		0.000321	0.00100	1	04/01/2018 11:59	WG1092150
1,3,5-Trimethylbenzene	U		0.000387	0.00100	1	04/01/2018 11:59	WG1092150
Vinyl chloride	U		0.000259	0.00100	1	04/01/2018 11:59	WG1092150
Xylenes, Total	U		0.00106	0.00300	1	04/01/2018 11:59	WG1092150
(S) Toluene-d8	*101*			*80.0-120*		*04/01/2018 11:59*	WG1092150
(S) Toluene-d8	*96.8*			*80.0-120*		*04/04/2018 19:06*	WG1093696
(S) Dibromofluoromethane	*102*			*76.0-123*		*04/01/2018 11:59*	WG1092150
(S) Dibromofluoromethane	*100*			*76.0-123*		*04/04/2018 19:06*	WG1093696
(S) 4-Bromofluorobenzene	*91.3*			*80.0-120*		*04/01/2018 11:59*	WG1092150
(S) 4-Bromofluorobenzene	*97.1*			*80.0-120*		*04/04/2018 19:06*	WG1093696

Volatile Organic Compounds (GC/MS) by Method 8260B

Analyte	Result mg/l	Qualifier	MDL mg/l	RDL mg/l	Dilution	Analysis date / time	Batch
Acetone	U		0.0100	0.0500	1	04/01/2018 12:20	WG1092150
Acrolein	U		0.00887	0.0500	1	04/01/2018 12:20	WG1092150
Acrylonitrile	U		0.00187	0.0100	1	04/01/2018 12:20	WG1092150
Benzene	U		0.000331	0.00100	1	04/01/2018 12:20	WG1092150
Bromobenzene	U	L2	0.000352	0.00100	1	04/01/2018 12:20	WG1092150
Bromodichloromethane	U		0.000380	0.00100	1	04/01/2018 12:20	WG1092150
Bromoform	U		0.000469	0.00100	1	04/01/2018 12:20	WG1092150
Bromomethane	U		0.000866	0.00500	1	04/01/2018 12:20	WG1092150
1,3-Butadiene	U		0.000330	0.00200	1	04/01/2018 12:20	WG1092150
n-Butylbenzene	U		0.000361	0.00100	1	04/01/2018 12:20	WG1092150
sec-Butylbenzene	U		0.000365	0.00100	1	04/01/2018 12:20	WG1092150
tert-Butylbenzene	U		0.000399	0.00100	1	04/01/2018 12:20	WG1092150
Carbon tetrachloride	U		0.000379	0.00100	1	04/01/2018 12:20	WG1092150
Carbon disulfide	U		0.000275	0.00100	1	04/01/2018 12:20	WG1092150
Chlorobenzene	U		0.000348	0.00100	1	04/01/2018 12:20	WG1092150
Chlorodibromomethane	U		0.000327	0.00100	1	04/01/2018 12:20	WG1092150
Chloroethane	U		0.000453	0.00500	1	04/01/2018 12:20	WG1092150
Chloroform	U		0.000324	0.00500	1	04/01/2018 12:20	WG1092150
Chloromethane	U		0.000276	0.00250	1	04/01/2018 12:20	WG1092150
Cyclohexane	U		0.000390	0.00100	1	04/01/2018 12:20	WG1092150
2-Chlorotoluene	U		0.000375	0.00100	1	04/01/2018 12:20	WG1092150
4-Chlorotoluene	U		0.000351	0.00100	1	04/01/2018 12:20	WG1092150
1,2-Dibromo-3-Chloropropane	U		0.00133	0.00500	1	04/01/2018 12:20	WG1092150
1,2-Dibromoethane	U		0.000381	0.00100	1	04/01/2018 12:20	WG1092150
Dibromomethane	U		0.000346	0.00100	1	04/01/2018 12:20	WG1092150
1,2-Dichlorobenzene	U		0.000349	0.00100	1	04/01/2018 12:20	WG1092150
1,3-Dichlorobenzene	U		0.000220	0.00100	1	04/01/2018 12:20	WG1092150
1,4-Dichlorobenzene	U		0.000274	0.00100	1	04/01/2018 12:20	WG1092150
Dichlorodifluoromethane	U		0.000551	0.00500	1	04/01/2018 12:20	WG1092150
1,1-Dichloroethane	U		0.000259	0.00100	1	04/01/2018 12:20	WG1092150
1,2-Dichloroethane	U		0.000361	0.00100	1	04/01/2018 12:20	WG1092150
1,1-Dichloroethene	U		0.000398	0.00100	1	04/01/2018 12:20	WG1092150
cis-1,2-Dichloroethene	U		0.000260	0.00100	1	04/01/2018 12:20	WG1092150
trans-1,2-Dichloroethene	U		0.000396	0.00100	1	04/01/2018 12:20	WG1092150
1,2-Dichloropropane	U		0.000306	0.00100	1	04/01/2018 12:20	WG1092150
1,1-Dichloropropene	U		0.000352	0.00100	1	04/01/2018 12:20	WG1092150
1,3-Dichloropropane	U		0.000366	0.00100	1	04/01/2018 12:20	WG1092150
cis-1,3-Dichloropropene	U		0.000418	0.00100	1	04/01/2018 12:20	WG1092150
trans-1,3-Dichloropropene	U		0.000419	0.00100	1	04/01/2018 12:20	WG1092150
2,2-Dichloropropane	U		0.000321	0.00100	1	04/01/2018 12:20	WG1092150
Dicyclopentadiene	U		0.000219	0.00100	1	04/01/2018 12:20	WG1092150
Di-isopropyl ether	U		0.000320	0.00100	1	04/01/2018 12:20	WG1092150
Ethylbenzene	U		0.000384	0.00100	1	04/01/2018 12:20	WG1092150
4-Ethyltoluene	U		0.000172	0.00100	1	04/01/2018 12:20	WG1092150
Hexachloro-1,3-butadiene	U		0.000256	0.00100	1	04/01/2018 12:20	WG1092150
n-Hexane	U		0.000736	0.0100	1	04/01/2018 12:20	WG1092150
Isopropylbenzene	U		0.000326	0.00100	1	04/01/2018 12:20	WG1092150
p-Isopropyltoluene	U		0.000350	0.00100	1	04/01/2018 12:20	WG1092150
2-Butanone (MEK)	U		0.00393	0.0100	1	04/01/2018 12:20	WG1092150
Methyl Cyclohexane	U		0.000380	0.00100	1	04/01/2018 12:20	WG1092150
Methylene Chloride	U		0.00100	0.00500	1	04/01/2018 12:20	WG1092150
4-Methyl-2-pentanone (MIBK)	U		0.00214	0.0100	1	04/01/2018 12:20	WG1092150
Methyl tert-butyl ether	U		0.000367	0.00100	1	04/01/2018 12:20	WG1092150
Naphthalene	U		0.00100	0.00500	1	04/01/2018 12:20	WG1092150
Propene	U		0.000975	0.00250	1	04/01/2018 12:20	WG1092150
n-Propylbenzene	U		0.000349	0.00100	1	04/01/2018 12:20	WG1092150

Volatile Organic Compounds (GC/MS) by Method 8260B

Analyte	Result mg/l	Qualifier	MDL mg/l	RDL mg/l	Dilution	Analysis date / time	Batch
Styrene	U		0.000307	0.00100	1	04/01/2018 12:20	WG1092150
1,1,1,2-Tetrachloroethane	U		0.000385	0.00100	1	04/01/2018 12:20	WG1092150
1,1,2,2-Tetrachloroethane	U		0.000130	0.00100	1	04/01/2018 12:20	WG1092150
1,1,2-Trichlorotrifluoroethane	U		0.000303	0.00100	1	04/01/2018 12:20	WG1092150
Tetrachloroethene	U		0.000372	0.00100	1	04/04/2018 19:26	WG1093696
Toluene	U		0.000412	0.00100	1	04/01/2018 12:20	WG1092150
1,2,3-Trichlorobenzene	U		0.000230	0.00100	1	04/01/2018 12:20	WG1092150
1,2,4-Trichlorobenzene	U		0.000355	0.00100	1	04/01/2018 12:20	WG1092150
1,1,1-Trichloroethane	U		0.000319	0.00100	1	04/01/2018 12:20	WG1092150
1,1,2-Trichloroethane	U		0.000383	0.00100	1	04/01/2018 12:20	WG1092150
Trichloroethene	U		0.000398	0.00100	1	04/01/2018 12:20	WG1092150
Trichlorofluoromethane	U		0.00120	0.00500	1	04/01/2018 12:20	WG1092150
1,2,3-Trichloropropane	U		0.000807	0.00250	1	04/01/2018 12:20	WG1092150
1,2,4-Trimethylbenzene	U		0.000373	0.00100	1	04/01/2018 12:20	WG1092150
1,2,3-Trimethylbenzene	U		0.000321	0.00100	1	04/01/2018 12:20	WG1092150
1,3,5-Trimethylbenzene	U		0.000387	0.00100	1	04/01/2018 12:20	WG1092150
Vinyl chloride	U		0.000259	0.00100	1	04/01/2018 12:20	WG1092150
Xylenes, Total	U		0.00106	0.00300	1	04/01/2018 12:20	WG1092150
(S) Toluene-d8	*103*			*80.0-120*		*04/01/2018 12:20*	WG1092150
(S) Toluene-d8	*100*			*80.0-120*		*04/04/2018 19:26*	WG1093696
(S) Dibromofluoromethane	*105*			*76.0-123*		*04/01/2018 12:20*	WG1092150
(S) Dibromofluoromethane	*97.7*			*76.0-123*		*04/04/2018 19:26*	WG1093696
(S) 4-Bromofluorobenzene	*90.7*			*80.0-120*		*04/01/2018 12:20*	WG1092150
(S) 4-Bromofluorobenzene	*98.5*			*80.0-120*		*04/04/2018 19:26*	WG1093696

Wet Chemistry by Method 2320 B-2011

Analyte	Result mg/l	Qualifier	MDL mg/l	RDL mg/l	Dilution	Analysis date / time	Batch
Alkalinity	279		2.71	20.0	1	04/05/2018 18:44	WG1093493

Sample Narrative:

L982035-03 WG1093493: Endpoint pH 4.5

Wet Chemistry by Method 3500Fe B-2011

Analyte	Result mg/l	Qualifier	MDL mg/l	RDL mg/l	Dilution	Analysis date / time	Batch
Ferrous Iron	U		0.0150	0.0500	1	04/02/2018 12:10	WG1092495

Wet Chemistry by Method 9056A

Analyte	Result mg/l	Qualifier	MDL mg/l	RDL mg/l	Dilution	Analysis date / time	Batch
Chloride	19.4		0.0519	1.00	1	04/01/2018 13:59	WG1092075
Nitrate as (N)	1.24		0.0227	0.100	1	04/01/2018 13:59	WG1092075
Nitrite as (N)	U		0.0277	0.100	1	04/01/2018 13:59	WG1092075
Sulfate	12.6		0.0774	5.00	1	04/01/2018 13:59	WG1092075

Wet Chemistry by Method 9060A

Analyte	Result mg/l	Qualifier	MDL mg/l	RDL mg/l	Dilution	Analysis date / time	Batch
TOC (Total Organic Carbon)	0.868	B1 E4	0.102	1.00	1	04/02/2018 21:31	WG1092382

Volatile Organic Compounds (GC) by Method RSK175

Analyte	Result mg/l	Qualifier	MDL mg/l	RDL mg/l	Dilution	Analysis date / time	Batch
Methane	U		0.00291	0.0100	1	04/03/2018 13:13	WG1092704
Ethane	U		0.00407	0.0130	1	04/03/2018 13:13	WG1092704
Ethene	U		0.00426	0.0130	1	04/03/2018 13:13	WG1092704

Volatile Organic Compounds (GC/MS) by Method 8260B

Analyte	Result mg/l	Qualifier	MDL mg/l	RDL mg/l	Dilution	Analysis date / time	Batch
Acetone	U		0.0100	0.0500	1	04/01/2018 12:41	WG1092150
Acrolein	U		0.00887	0.0500	1	04/01/2018 12:41	WG1092150
Acrylonitrile	U		0.00187	0.0100	1	04/01/2018 12:41	WG1092150
Benzene	U		0.000331	0.00100	1	04/01/2018 12:41	WG1092150
Bromobenzene	U	L2	0.000352	0.00100	1	04/01/2018 12:41	WG1092150
Bromodichloromethane	U		0.000380	0.00100	1	04/01/2018 12:41	WG1092150
Bromoform	U		0.000469	0.00100	1	04/01/2018 12:41	WG1092150
Bromomethane	U		0.000866	0.00500	1	04/01/2018 12:41	WG1092150
1,3-Butadiene	U		0.000330	0.00200	1	04/01/2018 12:41	WG1092150
n-Butylbenzene	U		0.000361	0.00100	1	04/01/2018 12:41	WG1092150
sec-Butylbenzene	U		0.000365	0.00100	1	04/01/2018 12:41	WG1092150
tert-Butylbenzene	U		0.000399	0.00100	1	04/01/2018 12:41	WG1092150
Carbon tetrachloride	U		0.000379	0.00100	1	04/01/2018 12:41	WG1092150
Carbon disulfide	U		0.000275	0.00100	1	04/01/2018 12:41	WG1092150
Chlorobenzene	U		0.000348	0.00100	1	04/01/2018 12:41	WG1092150
Chlorodibromomethane	U		0.000327	0.00100	1	04/01/2018 12:41	WG1092150
Chloroethane	U		0.000453	0.00500	1	04/01/2018 12:41	WG1092150
Chloroform	U		0.000324	0.00500	1	04/01/2018 12:41	WG1092150
Chloromethane	U		0.000276	0.00250	1	04/01/2018 12:41	WG1092150
Cyclohexane	U		0.000390	0.00100	1	04/01/2018 12:41	WG1092150

Volatile Organic Compounds (GC/MS) by Method 8260B

Analyte	Result mg/l	Qualifier	MDL mg/l	RDL mg/l	Dilution	Analysis date / time	Batch
2-Chlorotoluene	U		0.000375	0.00100	1	04/01/2018 12:41	WG1092150
4-Chlorotoluene	U		0.000351	0.00100	1	04/01/2018 12:41	WG1092150
1,2-Dibromo-3-Chloropropane	U		0.00133	0.00500	1	04/01/2018 12:41	WG1092150
1,2-Dibromoethane	U		0.000381	0.00100	1	04/01/2018 12:41	WG1092150
Dibromomethane	U		0.000346	0.00100	1	04/01/2018 12:41	WG1092150
1,2-Dichlorobenzene	U		0.000349	0.00100	1	04/01/2018 12:41	WG1092150
1,3-Dichlorobenzene	U		0.000220	0.00100	1	04/01/2018 12:41	WG1092150
1,4-Dichlorobenzene	U		0.000274	0.00100	1	04/01/2018 12:41	WG1092150
Dichlorodifluoromethane	U		0.000551	0.00500	1	04/01/2018 12:41	WG1092150
1,1-Dichloroethane	U		0.000259	0.00100	1	04/01/2018 12:41	WG1092150
1,2-Dichloroethane	U		0.000361	0.00100	1	04/01/2018 12:41	WG1092150
1,1-Dichloroethene	U		0.000398	0.00100	1	04/01/2018 12:41	WG1092150
cis-1,2-Dichloroethene	U		0.000260	0.00100	1	04/01/2018 12:41	WG1092150
trans-1,2-Dichloroethene	U		0.000396	0.00100	1	04/01/2018 12:41	WG1092150
1,2-Dichloropropane	U		0.000306	0.00100	1	04/01/2018 12:41	WG1092150
1,1-Dichloropropene	U		0.000352	0.00100	1	04/01/2018 12:41	WG1092150
1,3-Dichloropropane	U		0.000366	0.00100	1	04/01/2018 12:41	WG1092150
cis-1,3-Dichloropropene	U		0.000418	0.00100	1	04/01/2018 12:41	WG1092150
trans-1,3-Dichloropropene	U		0.000419	0.00100	1	04/01/2018 12:41	WG1092150
2,2-Dichloropropane	U		0.000321	0.00100	1	04/01/2018 12:41	WG1092150
Dicyclopentadiene	U		0.000219	0.00100	1	04/01/2018 12:41	WG1092150
Di-isopropyl ether	U		0.000320	0.00100	1	04/01/2018 12:41	WG1092150
Ethylbenzene	U		0.000384	0.00100	1	04/01/2018 12:41	WG1092150
4-Ethyltoluene	U		0.000172	0.00100	1	04/01/2018 12:41	WG1092150
Hexachloro-1,3-butadiene	U		0.000256	0.00100	1	04/01/2018 12:41	WG1092150
n-Hexane	U		0.000736	0.0100	1	04/01/2018 12:41	WG1092150
Isopropylbenzene	U		0.000326	0.00100	1	04/01/2018 12:41	WG1092150
p-Isopropyltoluene	U		0.000350	0.00100	1	04/01/2018 12:41	WG1092150
2-Butanone (MEK)	U		0.00393	0.0100	1	04/01/2018 12:41	WG1092150
Methyl Cyclohexane	U		0.000380	0.00100	1	04/01/2018 12:41	WG1092150
Methylene Chloride	U		0.00100	0.00500	1	04/01/2018 12:41	WG1092150
4-Methyl-2-pentanone (MIBK)	U		0.00214	0.0100	1	04/01/2018 12:41	WG1092150
Methyl tert-butyl ether	U		0.000367	0.00100	1	04/01/2018 12:41	WG1092150
Naphthalene	U		0.00100	0.00500	1	04/01/2018 12:41	WG1092150
Propene	U		0.000975	0.00250	1	04/01/2018 12:41	WG1092150
n-Propylbenzene	U		0.000349	0.00100	1	04/01/2018 12:41	WG1092150
Styrene	U		0.000307	0.00100	1	04/01/2018 12:41	WG1092150
1,1,1,2-Tetrachloroethane	U		0.000385	0.00100	1	04/01/2018 12:41	WG1092150
1,1,2,2-Tetrachloroethane	U		0.000130	0.00100	1	04/01/2018 12:41	WG1092150
1,1,2-Trichlorotrifluoroethane	U		0.000303	0.00100	1	04/01/2018 12:41	WG1092150
Tetrachloroethene	0.00496		0.000372	0.00100	1	04/04/2018 19:45	WG1093696
Toluene	U		0.000412	0.00100	1	04/01/2018 12:41	WG1092150
1,2,3-Trichlorobenzene	U		0.000230	0.00100	1	04/01/2018 12:41	WG1092150
1,2,4-Trichlorobenzene	U		0.000355	0.00100	1	04/01/2018 12:41	WG1092150
1,1,1-Trichloroethane	U		0.000319	0.00100	1	04/01/2018 12:41	WG1092150
1,1,2-Trichloroethane	U		0.000383	0.00100	1	04/01/2018 12:41	WG1092150
Trichloroethene	U		0.000398	0.00100	1	04/01/2018 12:41	WG1092150
Trichlorofluoromethane	U		0.00120	0.00500	1	04/01/2018 12:41	WG1092150
1,2,3-Trichloropropane	U		0.000807	0.00250	1	04/01/2018 12:41	WG1092150
1,2,4-Trimethylbenzene	U		0.000373	0.00100	1	04/01/2018 12:41	WG1092150
1,2,3-Trimethylbenzene	U		0.000321	0.00100	1	04/01/2018 12:41	WG1092150
1,3,5-Trimethylbenzene	U		0.000387	0.00100	1	04/01/2018 12:41	WG1092150
Vinyl chloride	U		0.000259	0.00100	1	04/01/2018 12:41	WG1092150
Xylenes, Total	U		0.00106	0.00300	1	04/01/2018 12:41	WG1092150
(S) Toluene-d8	*103*			*80.0-120*		*04/01/2018 12:41*	WG1092150
(S) Toluene-d8	*99.4*			*80.0-120*		*04/04/2018 19:45*	WG1093696

Volatile Organic Compounds (GC/MS) by Method 8260B

Analyte	Result mg/l	Qualifier	MDL mg/l	RDL mg/l	Dilution	Analysis date / time	Batch
(S) Dibromofluoromethane	*102*			*76.0-123*		*04/01/2018 12:41*	WG1092150
(S) Dibromofluoromethane	*96.8*			*76.0-123*		*04/04/2018 19:45*	WG1093696
(S) 4-Bromofluorobenzene	*91.8*			*80.0-120*		*04/01/2018 12:41*	WG1092150
(S) 4-Bromofluorobenzene	*100*			*80.0-120*		*04/04/2018 19:45*	WG1093696

Wet Chemistry by Method 2320 B-2011

Analyte	Result mg/l	Qualifier	MDL mg/l	RDL mg/l	Dilution	Analysis date / time	Batch
Alkalinity	310		2.71	20.0	1	04/05/2018 18:51	WG1093493

Sample Narrative:

L982035-04 WG1093493: Endpoint pH 4.5

Wet Chemistry by Method 3500Fe B-2011

Analyte	Result mg/l	Qualifier	MDL mg/l	RDL mg/l	Dilution	Analysis date / time	Batch
Ferrous Iron	0.0740		0.0150	0.0500	1	04/02/2018 12:11	WG1092495

Wet Chemistry by Method 9056A

Analyte	Result mg/l	Qualifier	MDL mg/l	RDL mg/l	Dilution	Analysis date / time	Batch
Chloride	35.8		0.0519	1.00	1	04/01/2018 14:11	WG1092075
Nitrate as (N)	10.7		0.114	0.500	5	04/03/2018 01:26	WG1092586
Nitrite as (N)	0.0398	E4	0.0277	0.100	1	04/01/2018 14:11	WG1092075
Sulfate	32.7		0.0774	5.00	1	04/01/2018 14:11	WG1092075

Wet Chemistry by Method 9060A

Analyte	Result mg/l	Qualifier	MDL mg/l	RDL mg/l	Dilution	Analysis date / time	Batch
TOC (Total Organic Carbon)	1.73	B1	0.102	1.00	1	04/02/2018 22:38	WG1092382

Volatile Organic Compounds (GC) by Method RSK175

Analyte	Result mg/l	Qualifier	MDL mg/l	RDL mg/l	Dilution	Analysis date / time	Batch
Methane	U		0.00291	0.0100	1	04/04/2018 10:21	WG1093028
Ethane	U		0.00407	0.0130	1	04/04/2018 10:21	WG1093028
Ethene	U		0.00426	0.0130	1	04/04/2018 10:21	WG1093028

Volatile Organic Compounds (GC/MS) by Method 8260B

Analyte	Result mg/l	Qualifier	MDL mg/l	RDL mg/l	Dilution	Analysis date / time	Batch
Acetone	U		0.0100	0.0500	1	04/01/2018 13:02	WG1092150
Acrolein	U		0.00887	0.0500	1	04/01/2018 13:02	WG1092150
Acrylonitrile	U		0.00187	0.0100	1	04/01/2018 13:02	WG1092150
Benzene	U		0.000331	0.00100	1	04/01/2018 13:02	WG1092150
Bromobenzene	U	L2	0.000352	0.00100	1	04/01/2018 13:02	WG1092150
Bromodichloromethane	U		0.000380	0.00100	1	04/01/2018 13:02	WG1092150
Bromoform	U		0.000469	0.00100	1	04/01/2018 13:02	WG1092150
Bromomethane	U		0.000866	0.00500	1	04/01/2018 13:02	WG1092150
1,3-Butadiene	U		0.000330	0.00200	1	04/01/2018 13:02	WG1092150
n-Butylbenzene	U		0.000361	0.00100	1	04/01/2018 13:02	WG1092150
sec-Butylbenzene	U		0.000365	0.00100	1	04/01/2018 13:02	WG1092150
tert-Butylbenzene	U		0.000399	0.00100	1	04/01/2018 13:02	WG1092150
Carbon tetrachloride	U		0.000379	0.00100	1	04/01/2018 13:02	WG1092150
Carbon disulfide	U		0.000275	0.00100	1	04/01/2018 13:02	WG1092150
Chlorobenzene	U		0.000348	0.00100	1	04/01/2018 13:02	WG1092150
Chlorodibromomethane	U		0.000327	0.00100	1	04/01/2018 13:02	WG1092150
Chloroethane	U		0.000453	0.00500	1	04/01/2018 13:02	WG1092150
Chloroform	U		0.000324	0.00500	1	04/01/2018 13:02	WG1092150
Chloromethane	U		0.000276	0.00250	1	04/01/2018 13:02	WG1092150
Cyclohexane	U		0.000390	0.00100	1	04/01/2018 13:02	WG1092150

Volatile Organic Compounds (GC/MS) by Method 8260B

Analyte	Result mg/l	Qualifier	MDL mg/l	RDL mg/l	Dilution	Analysis date / time	Batch
2-Chlorotoluene	U		0.000375	0.00100	1	04/01/2018 13:02	WG1092150
4-Chlorotoluene	U		0.000351	0.00100	1	04/01/2018 13:02	WG1092150
1,2-Dibromo-3-Chloropropane	U		0.00133	0.00500	1	04/01/2018 13:02	WG1092150
1,2-Dibromoethane	U		0.000381	0.00100	1	04/01/2018 13:02	WG1092150
Dibromomethane	U		0.000346	0.00100	1	04/01/2018 13:02	WG1092150
1,2-Dichlorobenzene	U		0.000349	0.00100	1	04/01/2018 13:02	WG1092150
1,3-Dichlorobenzene	U		0.000220	0.00100	1	04/01/2018 13:02	WG1092150
1,4-Dichlorobenzene	U		0.000274	0.00100	1	04/01/2018 13:02	WG1092150
Dichlorodifluoromethane	U		0.000551	0.00500	1	04/01/2018 13:02	WG1092150
1,1-Dichloroethane	U		0.000259	0.00100	1	04/01/2018 13:02	WG1092150
1,2-Dichloroethane	U		0.000361	0.00100	1	04/01/2018 13:02	WG1092150
1,1-Dichloroethene	U		0.000398	0.00100	1	04/01/2018 13:02	WG1092150
cis-1,2-Dichloroethene	U		0.000260	0.00100	1	04/01/2018 13:02	WG1092150
trans-1,2-Dichloroethene	U		0.000396	0.00100	1	04/01/2018 13:02	WG1092150
1,2-Dichloropropane	U		0.000306	0.00100	1	04/01/2018 13:02	WG1092150
1,1-Dichloropropene	U		0.000352	0.00100	1	04/01/2018 13:02	WG1092150
1,3-Dichloropropane	U		0.000366	0.00100	1	04/01/2018 13:02	WG1092150
cis-1,3-Dichloropropene	U		0.000418	0.00100	1	04/01/2018 13:02	WG1092150
trans-1,3-Dichloropropene	U		0.000419	0.00100	1	04/01/2018 13:02	WG1092150
2,2-Dichloropropane	U		0.000321	0.00100	1	04/01/2018 13:02	WG1092150
Dicyclopentadiene	U		0.000219	0.00100	1	04/01/2018 13:02	WG1092150
Di-isopropyl ether	U		0.000320	0.00100	1	04/01/2018 13:02	WG1092150
Ethylbenzene	U		0.000384	0.00100	1	04/01/2018 13:02	WG1092150
4-Ethyltoluene	U		0.000172	0.00100	1	04/01/2018 13:02	WG1092150
Hexachloro-1,3-butadiene	U		0.000256	0.00100	1	04/01/2018 13:02	WG1092150
n-Hexane	U		0.000736	0.0100	1	04/01/2018 13:02	WG1092150
Isopropylbenzene	U		0.000326	0.00100	1	04/01/2018 13:02	WG1092150
p-Isopropyltoluene	U		0.000350	0.00100	1	04/01/2018 13:02	WG1092150
2-Butanone (MEK)	U		0.00393	0.0100	1	04/01/2018 13:02	WG1092150
Methyl Cyclohexane	U		0.000380	0.00100	1	04/01/2018 13:02	WG1092150
Methylene Chloride	U		0.00100	0.00500	1	04/01/2018 13:02	WG1092150
4-Methyl-2-pentanone (MIBK)	U		0.00214	0.0100	1	04/01/2018 13:02	WG1092150
Methyl tert-butyl ether	U		0.000367	0.00100	1	04/01/2018 13:02	WG1092150
Naphthalene	U		0.00100	0.00500	1	04/01/2018 13:02	WG1092150
Propene	U		0.000975	0.00250	1	04/01/2018 13:02	WG1092150
n-Propylbenzene	U		0.000349	0.00100	1	04/01/2018 13:02	WG1092150
Styrene	U		0.000307	0.00100	1	04/01/2018 13:02	WG1092150
1,1,1,2-Tetrachloroethane	U		0.000385	0.00100	1	04/01/2018 13:02	WG1092150
1,1,2,2-Tetrachloroethane	U		0.000130	0.00100	1	04/01/2018 13:02	WG1092150
1,1,2-Trichlorotrifluoroethane	U		0.000303	0.00100	1	04/01/2018 13:02	WG1092150
Tetrachloroethene	0.0188		0.000372	0.00100	1	04/01/2018 13:02	WG1092150
Toluene	U		0.000412	0.00100	1	04/01/2018 13:02	WG1092150
1,2,3-Trichlorobenzene	U		0.000230	0.00100	1	04/01/2018 13:02	WG1092150
1,2,4-Trichlorobenzene	U		0.000355	0.00100	1	04/01/2018 13:02	WG1092150
1,1,1-Trichloroethane	U		0.000319	0.00100	1	04/01/2018 13:02	WG1092150
1,1,2-Trichloroethane	U		0.000383	0.00100	1	04/01/2018 13:02	WG1092150
Trichloroethene	U		0.000398	0.00100	1	04/01/2018 13:02	WG1092150
Trichlorofluoromethane	U		0.00120	0.00500	1	04/01/2018 13:02	WG1092150
1,2,3-Trichloropropane	U		0.000807	0.00250	1	04/01/2018 13:02	WG1092150
1,2,4-Trimethylbenzene	U		0.000373	0.00100	1	04/01/2018 13:02	WG1092150
1,2,3-Trimethylbenzene	U		0.000321	0.00100	1	04/01/2018 13:02	WG1092150
1,3,5-Trimethylbenzene	U		0.000387	0.00100	1	04/01/2018 13:02	WG1092150
Vinyl chloride	U		0.000259	0.00100	1	04/01/2018 13:02	WG1092150
Xylenes, Total	U		0.00106	0.00300	1	04/01/2018 13:02	WG1092150
(S) Toluene-d8	*103*			*80.0-120*		*04/01/2018 13:02*	WG1092150
(S) Dibromofluoromethane	*103*			*76.0-123*		*04/01/2018 13:02*	WG1092150

Volatile Organic Compounds (GC/MS) by Method 8260B

Analyte	Result mg/l	Qualifier	MDL mg/l	RDL mg/l	Dilution	Analysis date / time	Batch
(S) 4-Bromofluorobenzene	*92.4*			*80.0-120*		*04/01/2018 13:02*	WG1092150

Volatile Organic Compounds (GC/MS) by Method 8260B

Analyte	Result mg/l	Qualifier	MDL mg/l	RDL mg/l	Dilution	Analysis date / time	Batch
Acetone	U		0.0100	0.0500	1	04/01/2018 13:24	WG1092150
Acrolein	U		0.00887	0.0500	1	04/01/2018 13:24	WG1092150
Acrylonitrile	U		0.00187	0.0100	1	04/01/2018 13:24	WG1092150
Benzene	U		0.000331	0.00100	1	04/01/2018 13:24	WG1092150
Bromobenzene	U	L2	0.000352	0.00100	1	04/01/2018 13:24	WG1092150
Bromodichloromethane	U		0.000380	0.00100	1	04/01/2018 13:24	WG1092150
Bromoform	U		0.000469	0.00100	1	04/01/2018 13:24	WG1092150
Bromomethane	U		0.000866	0.00500	1	04/01/2018 13:24	WG1092150
1,3-Butadiene	U		0.000330	0.00200	1	04/01/2018 13:24	WG1092150
n-Butylbenzene	U		0.000361	0.00100	1	04/01/2018 13:24	WG1092150
sec-Butylbenzene	U		0.000365	0.00100	1	04/01/2018 13:24	WG1092150
tert-Butylbenzene	U		0.000399	0.00100	1	04/01/2018 13:24	WG1092150
Carbon tetrachloride	U		0.000379	0.00100	1	04/01/2018 13:24	WG1092150
Carbon disulfide	U		0.000275	0.00100	1	04/01/2018 13:24	WG1092150
Chlorobenzene	U		0.000348	0.00100	1	04/01/2018 13:24	WG1092150
Chlorodibromomethane	U		0.000327	0.00100	1	04/01/2018 13:24	WG1092150
Chloroethane	U		0.000453	0.00500	1	04/01/2018 13:24	WG1092150
Chloroform	U		0.000324	0.00500	1	04/01/2018 13:24	WG1092150
Chloromethane	U		0.000276	0.00250	1	04/01/2018 13:24	WG1092150
Cyclohexane	U		0.000390	0.00100	1	04/01/2018 13:24	WG1092150
2-Chlorotoluene	U		0.000375	0.00100	1	04/01/2018 13:24	WG1092150
4-Chlorotoluene	U		0.000351	0.00100	1	04/01/2018 13:24	WG1092150
1,2-Dibromo-3-Chloropropane	U		0.00133	0.00500	1	04/01/2018 13:24	WG1092150
1,2-Dibromoethane	U		0.000381	0.00100	1	04/01/2018 13:24	WG1092150
Dibromomethane	U		0.000346	0.00100	1	04/01/2018 13:24	WG1092150
1,2-Dichlorobenzene	U		0.000349	0.00100	1	04/01/2018 13:24	WG1092150
1,3-Dichlorobenzene	U		0.000220	0.00100	1	04/01/2018 13:24	WG1092150
1,4-Dichlorobenzene	U		0.000274	0.00100	1	04/01/2018 13:24	WG1092150
Dichlorodifluoromethane	U		0.000551	0.00500	1	04/01/2018 13:24	WG1092150
1,1-Dichloroethane	U		0.000259	0.00100	1	04/01/2018 13:24	WG1092150
1,2-Dichloroethane	U		0.000361	0.00100	1	04/01/2018 13:24	WG1092150
1,1-Dichloroethene	U		0.000398	0.00100	1	04/01/2018 13:24	WG1092150
cis-1,2-Dichloroethene	U		0.000260	0.00100	1	04/01/2018 13:24	WG1092150
trans-1,2-Dichloroethene	U		0.000396	0.00100	1	04/01/2018 13:24	WG1092150
1,2-Dichloropropane	U		0.000306	0.00100	1	04/01/2018 13:24	WG1092150
1,1-Dichloropropene	U		0.000352	0.00100	1	04/01/2018 13:24	WG1092150
1,3-Dichloropropane	U		0.000366	0.00100	1	04/01/2018 13:24	WG1092150
cis-1,3-Dichloropropene	U		0.000418	0.00100	1	04/01/2018 13:24	WG1092150
trans-1,3-Dichloropropene	U		0.000419	0.00100	1	04/01/2018 13:24	WG1092150
2,2-Dichloropropane	U		0.000321	0.00100	1	04/01/2018 13:24	WG1092150
Dicyclopentadiene	U		0.000219	0.00100	1	04/01/2018 13:24	WG1092150
Di-isopropyl ether	U		0.000320	0.00100	1	04/01/2018 13:24	WG1092150
Ethylbenzene	U		0.000384	0.00100	1	04/01/2018 13:24	WG1092150
4-Ethyltoluene	U		0.000172	0.00100	1	04/01/2018 13:24	WG1092150
Hexachloro-1,3-butadiene	U		0.000256	0.00100	1	04/01/2018 13:24	WG1092150
n-Hexane	U		0.000736	0.0100	1	04/01/2018 13:24	WG1092150
Isopropylbenzene	U		0.000326	0.00100	1	04/01/2018 13:24	WG1092150
p-Isopropyltoluene	U		0.000350	0.00100	1	04/01/2018 13:24	WG1092150
2-Butanone (MEK)	U		0.00393	0.0100	1	04/01/2018 13:24	WG1092150
Methyl Cyclohexane	U		0.000380	0.00100	1	04/01/2018 13:24	WG1092150
Methylene Chloride	U		0.00100	0.00500	1	04/01/2018 13:24	WG1092150
4-Methyl-2-pentanone (MIBK)	U		0.00214	0.0100	1	04/01/2018 13:24	WG1092150
Methyl tert-butyl ether	U		0.000367	0.00100	1	04/01/2018 13:24	WG1092150
Naphthalene	U		0.00100	0.00500	1	04/01/2018 13:24	WG1092150
Propene	U		0.000975	0.00250	1	04/01/2018 13:24	WG1092150
n-Propylbenzene	U		0.000349	0.00100	1	04/01/2018 13:24	WG1092150

Volatile Organic Compounds (GC/MS) by Method 8260B

Analyte	Result mg/l	Qualifier	MDL mg/l	RDL mg/l	Dilution	Analysis date / time	Batch
Styrene	U		0.000307	0.00100	1	04/01/2018 13:24	WG1092150
1,1,1,2-Tetrachloroethane	U		0.000385	0.00100	1	04/01/2018 13:24	WG1092150
1,1,2,2-Tetrachloroethane	U		0.000130	0.00100	1	04/01/2018 13:24	WG1092150
1,1,2-Trichlorotrifluoroethane	U		0.000303	0.00100	1	04/01/2018 13:24	WG1092150
Tetrachloroethene	0.00212		0.000372	0.00100	1	04/04/2018 20:05	WG1093696
Toluene	U		0.000412	0.00100	1	04/01/2018 13:24	WG1092150
1,2,3-Trichlorobenzene	U		0.000230	0.00100	1	04/01/2018 13:24	WG1092150
1,2,4-Trichlorobenzene	U		0.000355	0.00100	1	04/01/2018 13:24	WG1092150
1,1,1-Trichloroethane	U		0.000319	0.00100	1	04/01/2018 13:24	WG1092150
1,1,2-Trichloroethane	U		0.000383	0.00100	1	04/01/2018 13:24	WG1092150
Trichloroethene	U		0.000398	0.00100	1	04/01/2018 13:24	WG1092150
Trichlorofluoromethane	U		0.00120	0.00500	1	04/01/2018 13:24	WG1092150
1,2,3-Trichloropropane	U		0.000807	0.00250	1	04/01/2018 13:24	WG1092150
1,2,4-Trimethylbenzene	U		0.000373	0.00100	1	04/01/2018 13:24	WG1092150
1,2,3-Trimethylbenzene	U		0.000321	0.00100	1	04/01/2018 13:24	WG1092150
1,3,5-Trimethylbenzene	U		0.000387	0.00100	1	04/01/2018 13:24	WG1092150
Vinyl chloride	U		0.000259	0.00100	1	04/01/2018 13:24	WG1092150
Xylenes, Total	U		0.00106	0.00300	1	04/01/2018 13:24	WG1092150
(S) Toluene-d8	*101*			*80.0-120*		*04/01/2018 13:24*	WG1092150
(S) Toluene-d8	*101*			*80.0-120*		*04/04/2018 20:05*	WG1093696
(S) Dibromofluoromethane	*102*			*76.0-123*		*04/01/2018 13:24*	WG1092150
(S) Dibromofluoromethane	*97.1*			*76.0-123*		*04/04/2018 20:05*	WG1093696
(S) 4-Bromofluorobenzene	*90.5*			*80.0-120*		*04/01/2018 13:24*	WG1092150
(S) 4-Bromofluorobenzene	*99.6*			*80.0-120*		*04/04/2018 20:05*	WG1093696

Volatile Organic Compounds (GC/MS) by Method 8260B

Analyte	Result mg/l	Qualifier	MDL mg/l	RDL mg/l	Dilution	Analysis date / time	Batch
Acetone	U		0.0100	0.0500	1	04/01/2018 07:23	WG1092150
Acrolein	U		0.00887	0.0500	1	04/01/2018 07:23	WG1092150
Acrylonitrile	U		0.00187	0.0100	1	04/01/2018 07:23	WG1092150
Benzene	U		0.000331	0.00100	1	04/01/2018 07:23	WG1092150
Bromobenzene	U	L2	0.000352	0.00100	1	04/01/2018 07:23	WG1092150
Bromodichloromethane	U		0.000380	0.00100	1	04/01/2018 07:23	WG1092150
Bromoform	U		0.000469	0.00100	1	04/01/2018 07:23	WG1092150
Bromomethane	U		0.000866	0.00500	1	04/01/2018 07:23	WG1092150
1,3-Butadiene	U		0.000330	0.00200	1	04/01/2018 07:23	WG1092150
n-Butylbenzene	U		0.000361	0.00100	1	04/01/2018 07:23	WG1092150
sec-Butylbenzene	U		0.000365	0.00100	1	04/01/2018 07:23	WG1092150
tert-Butylbenzene	U		0.000399	0.00100	1	04/01/2018 07:23	WG1092150
Carbon tetrachloride	U		0.000379	0.00100	1	04/01/2018 07:23	WG1092150
Carbon disulfide	U		0.000275	0.00100	1	04/01/2018 07:23	WG1092150
Chlorobenzene	U		0.000348	0.00100	1	04/01/2018 07:23	WG1092150
Chlorodibromomethane	U		0.000327	0.00100	1	04/01/2018 07:23	WG1092150
Chloroethane	U		0.000453	0.00500	1	04/01/2018 07:23	WG1092150
Chloroform	U		0.000324	0.00500	1	04/01/2018 07:23	WG1092150
Chloromethane	U		0.000276	0.00250	1	04/01/2018 07:23	WG1092150
Cyclohexane	U		0.000390	0.00100	1	04/01/2018 07:23	WG1092150
2-Chlorotoluene	U		0.000375	0.00100	1	04/01/2018 07:23	WG1092150
4-Chlorotoluene	U		0.000351	0.00100	1	04/01/2018 07:23	WG1092150
1,2-Dibromo-3-Chloropropane	U		0.00133	0.00500	1	04/01/2018 07:23	WG1092150
1,2-Dibromoethane	U		0.000381	0.00100	1	04/01/2018 07:23	WG1092150
Dibromomethane	U		0.000346	0.00100	1	04/01/2018 07:23	WG1092150
1,2-Dichlorobenzene	U		0.000349	0.00100	1	04/01/2018 07:23	WG1092150
1,3-Dichlorobenzene	U		0.000220	0.00100	1	04/01/2018 07:23	WG1092150
1,4-Dichlorobenzene	U		0.000274	0.00100	1	04/01/2018 07:23	WG1092150
Dichlorodifluoromethane	U		0.000551	0.00500	1	04/01/2018 07:23	WG1092150
1,1-Dichloroethane	U		0.000259	0.00100	1	04/01/2018 07:23	WG1092150
1,2-Dichloroethane	U		0.000361	0.00100	1	04/01/2018 07:23	WG1092150
1,1-Dichloroethene	U		0.000398	0.00100	1	04/01/2018 07:23	WG1092150
cis-1,2-Dichloroethene	U		0.000260	0.00100	1	04/01/2018 07:23	WG1092150
trans-1,2-Dichloroethene	U		0.000396	0.00100	1	04/01/2018 07:23	WG1092150
1,2-Dichloropropane	U		0.000306	0.00100	1	04/01/2018 07:23	WG1092150
1,1-Dichloropropene	U		0.000352	0.00100	1	04/01/2018 07:23	WG1092150
1,3-Dichloropropane	U		0.000366	0.00100	1	04/01/2018 07:23	WG1092150
cis-1,3-Dichloropropene	U		0.000418	0.00100	1	04/01/2018 07:23	WG1092150
trans-1,3-Dichloropropene	U		0.000419	0.00100	1	04/01/2018 07:23	WG1092150
2,2-Dichloropropane	U		0.000321	0.00100	1	04/01/2018 07:23	WG1092150
Dicyclopentadiene	U		0.000219	0.00100	1	04/01/2018 07:23	WG1092150
Di-isopropyl ether	U		0.000320	0.00100	1	04/01/2018 07:23	WG1092150
Ethylbenzene	U		0.000384	0.00100	1	04/01/2018 07:23	WG1092150
4-Ethyltoluene	U		0.000172	0.00100	1	04/01/2018 07:23	WG1092150
Hexachloro-1,3-butadiene	U		0.000256	0.00100	1	04/01/2018 07:23	WG1092150
n-Hexane	U		0.000736	0.0100	1	04/01/2018 07:23	WG1092150
Isopropylbenzene	U		0.000326	0.00100	1	04/01/2018 07:23	WG1092150
p-Isopropyltoluene	U		0.000350	0.00100	1	04/01/2018 07:23	WG1092150
2-Butanone (MEK)	U		0.00393	0.0100	1	04/01/2018 07:23	WG1092150
Methyl Cyclohexane	U		0.000380	0.00100	1	04/01/2018 07:23	WG1092150
Methylene Chloride	U		0.00100	0.00500	1	04/01/2018 07:23	WG1092150
4-Methyl-2-pentanone (MIBK)	U		0.00214	0.0100	1	04/01/2018 07:23	WG1092150
Methyl tert-butyl ether	U		0.000367	0.00100	1	04/01/2018 07:23	WG1092150
Naphthalene	U		0.00100	0.00500	1	04/01/2018 07:23	WG1092150
Propene	U		0.000975	0.00250	1	04/01/2018 07:23	WG1092150
n-Propylbenzene	U		0.000349	0.00100	1	04/01/2018 07:23	WG1092150

Volatile Organic Compounds (GC/MS) by Method 8260B

Analyte	Result mg/l	Qualifier	MDL mg/l	RDL mg/l	Dilution	Analysis date / time	Batch
Styrene	U		0.000307	0.00100	1	04/01/2018 07:23	WG1092150
1,1,1,2-Tetrachloroethane	U		0.000385	0.00100	1	04/01/2018 07:23	WG1092150
1,1,2,2-Tetrachloroethane	U		0.000130	0.00100	1	04/01/2018 07:23	WG1092150
1,1,2-Trichlorotrifluoroethane	U		0.000303	0.00100	1	04/01/2018 07:23	WG1092150
Tetrachloroethene	U		0.000372	0.00100	1	04/04/2018 17:29	WG1093696
Toluene	U		0.000412	0.00100	1	04/01/2018 07:23	WG1092150
1,2,3-Trichlorobenzene	U		0.000230	0.00100	1	04/01/2018 07:23	WG1092150
1,2,4-Trichlorobenzene	U		0.000355	0.00100	1	04/01/2018 07:23	WG1092150
1,1,1-Trichloroethane	U		0.000319	0.00100	1	04/01/2018 07:23	WG1092150
1,1,2-Trichloroethane	U		0.000383	0.00100	1	04/01/2018 07:23	WG1092150
Trichloroethene	U		0.000398	0.00100	1	04/01/2018 07:23	WG1092150
Trichlorofluoromethane	U		0.00120	0.00500	1	04/01/2018 07:23	WG1092150
1,2,3-Trichloropropane	U		0.000807	0.00250	1	04/01/2018 07:23	WG1092150
1,2,4-Trimethylbenzene	U		0.000373	0.00100	1	04/01/2018 07:23	WG1092150
1,2,3-Trimethylbenzene	U		0.000321	0.00100	1	04/01/2018 07:23	WG1092150
1,3,5-Trimethylbenzene	U		0.000387	0.00100	1	04/01/2018 07:23	WG1092150
Vinyl chloride	U		0.000259	0.00100	1	04/01/2018 07:23	WG1092150
Xylenes, Total	U		0.00106	0.00300	1	04/01/2018 07:23	WG1092150
(S) Toluene-d8	*102*			*80.0-120*		*04/01/2018 07:23*	WG1092150
(S) Toluene-d8	*97.7*			*80.0-120*		*04/04/2018 17:29*	WG1093696
(S) Dibromofluoromethane	*101*			*76.0-123*		*04/01/2018 07:23*	WG1092150
(S) Dibromofluoromethane	*98.5*			*76.0-123*		*04/04/2018 17:29*	WG1093696
(S) 4-Bromofluorobenzene	*90.6*			*80.0-120*		*04/01/2018 07:23*	WG1092150
(S) 4-Bromofluorobenzene	*102*			*80.0-120*		*04/04/2018 17:29*	WG1093696

Volatile Organic Compounds (GC/MS) by Method 8260B

Analyte	Result mg/l	Qualifier	MDL mg/l	RDL mg/l	Dilution	Analysis date / time	Batch
Acetone	U		0.0100	0.0500	1	04/01/2018 13:45	WG1092150
Acrolein	U		0.00887	0.0500	1	04/01/2018 13:45	WG1092150
Acrylonitrile	U		0.00187	0.0100	1	04/01/2018 13:45	WG1092150
Benzene	U		0.000331	0.00100	1	04/01/2018 13:45	WG1092150
Bromobenzene	U	L2	0.000352	0.00100	1	04/01/2018 13:45	WG1092150
Bromodichloromethane	U		0.000380	0.00100	1	04/01/2018 13:45	WG1092150
Bromoform	U		0.000469	0.00100	1	04/01/2018 13:45	WG1092150
Bromomethane	U		0.000866	0.00500	1	04/01/2018 13:45	WG1092150
1,3-Butadiene	U		0.000330	0.00200	1	04/01/2018 13:45	WG1092150
n-Butylbenzene	U		0.000361	0.00100	1	04/01/2018 13:45	WG1092150
sec-Butylbenzene	U		0.000365	0.00100	1	04/01/2018 13:45	WG1092150
tert-Butylbenzene	U		0.000399	0.00100	1	04/01/2018 13:45	WG1092150
Carbon tetrachloride	U		0.000379	0.00100	1	04/01/2018 13:45	WG1092150
Carbon disulfide	U		0.000275	0.00100	1	04/01/2018 13:45	WG1092150
Chlorobenzene	U		0.000348	0.00100	1	04/01/2018 13:45	WG1092150
Chlorodibromomethane	U		0.000327	0.00100	1	04/01/2018 13:45	WG1092150
Chloroethane	U		0.000453	0.00500	1	04/01/2018 13:45	WG1092150
Chloroform	U		0.000324	0.00500	1	04/01/2018 13:45	WG1092150
Chloromethane	U		0.000276	0.00250	1	04/01/2018 13:45	WG1092150
Cyclohexane	U		0.000390	0.00100	1	04/01/2018 13:45	WG1092150
2-Chlorotoluene	U		0.000375	0.00100	1	04/01/2018 13:45	WG1092150
4-Chlorotoluene	U		0.000351	0.00100	1	04/01/2018 13:45	WG1092150
1,2-Dibromo-3-Chloropropane	U		0.00133	0.00500	1	04/01/2018 13:45	WG1092150
1,2-Dibromoethane	U		0.000381	0.00100	1	04/01/2018 13:45	WG1092150
Dibromomethane	U		0.000346	0.00100	1	04/01/2018 13:45	WG1092150
1,2-Dichlorobenzene	U		0.000349	0.00100	1	04/01/2018 13:45	WG1092150
1,3-Dichlorobenzene	U		0.000220	0.00100	1	04/01/2018 13:45	WG1092150
1,4-Dichlorobenzene	U		0.000274	0.00100	1	04/01/2018 13:45	WG1092150
Dichlorodifluoromethane	U		0.000551	0.00500	1	04/01/2018 13:45	WG1092150
1,1-Dichloroethane	U		0.000259	0.00100	1	04/01/2018 13:45	WG1092150
1,2-Dichloroethane	U		0.000361	0.00100	1	04/01/2018 13:45	WG1092150
1,1-Dichloroethene	U		0.000398	0.00100	1	04/01/2018 13:45	WG1092150
cis-1,2-Dichloroethene	U		0.000260	0.00100	1	04/01/2018 13:45	WG1092150
trans-1,2-Dichloroethene	U		0.000396	0.00100	1	04/01/2018 13:45	WG1092150
1,2-Dichloropropane	U		0.000306	0.00100	1	04/01/2018 13:45	WG1092150
1,1-Dichloropropene	U		0.000352	0.00100	1	04/01/2018 13:45	WG1092150
1,3-Dichloropropane	U		0.000366	0.00100	1	04/01/2018 13:45	WG1092150
cis-1,3-Dichloropropene	U		0.000418	0.00100	1	04/01/2018 13:45	WG1092150
trans-1,3-Dichloropropene	U		0.000419	0.00100	1	04/01/2018 13:45	WG1092150
2,2-Dichloropropane	U		0.000321	0.00100	1	04/01/2018 13:45	WG1092150
Dicyclopentadiene	U		0.000219	0.00100	1	04/01/2018 13:45	WG1092150
Di-isopropyl ether	U		0.000320	0.00100	1	04/01/2018 13:45	WG1092150
Ethylbenzene	U		0.000384	0.00100	1	04/01/2018 13:45	WG1092150
4-Ethyltoluene	U		0.000172	0.00100	1	04/01/2018 13:45	WG1092150
Hexachloro-1,3-butadiene	U		0.000256	0.00100	1	04/01/2018 13:45	WG1092150
n-Hexane	U		0.000736	0.0100	1	04/01/2018 13:45	WG1092150
Isopropylbenzene	U		0.000326	0.00100	1	04/01/2018 13:45	WG1092150
p-Isopropyltoluene	U		0.000350	0.00100	1	04/01/2018 13:45	WG1092150
2-Butanone (MEK)	U		0.00393	0.0100	1	04/01/2018 13:45	WG1092150
Methyl Cyclohexane	U		0.000380	0.00100	1	04/01/2018 13:45	WG1092150
Methylene Chloride	U		0.00100	0.00500	1	04/01/2018 13:45	WG1092150
4-Methyl-2-pentanone (MIBK)	U		0.00214	0.0100	1	04/01/2018 13:45	WG1092150
Methyl tert-butyl ether	U		0.000367	0.00100	1	04/01/2018 13:45	WG1092150
Naphthalene	U		0.00100	0.00500	1	04/01/2018 13:45	WG1092150
Propene	U		0.000975	0.00250	1	04/01/2018 13:45	WG1092150
n-Propylbenzene	U		0.000349	0.00100	1	04/01/2018 13:45	WG1092150

Volatile Organic Compounds (GC/MS) by Method 8260B

Analyte	Result mg/l	Qualifier	MDL mg/l	RDL mg/l	Dilution	Analysis date / time	Batch
Styrene	U		0.000307	0.00100	1	04/01/2018 13:45	WG1092150
1,1,1,2-Tetrachloroethane	U		0.000385	0.00100	1	04/01/2018 13:45	WG1092150
1,1,2,2-Tetrachloroethane	U		0.000130	0.00100	1	04/01/2018 13:45	WG1092150
1,1,2-Trichlorotrifluoroethane	U		0.000303	0.00100	1	04/01/2018 13:45	WG1092150
Tetrachloroethene	0.00419		0.000372	0.00100	1	04/04/2018 20:25	WG1093696
Toluene	U		0.000412	0.00100	1	04/01/2018 13:45	WG1092150
1,2,3-Trichlorobenzene	U		0.000230	0.00100	1	04/01/2018 13:45	WG1092150
1,2,4-Trichlorobenzene	U		0.000355	0.00100	1	04/01/2018 13:45	WG1092150
1,1,1-Trichloroethane	U		0.000319	0.00100	1	04/01/2018 13:45	WG1092150
1,1,2-Trichloroethane	U		0.000383	0.00100	1	04/01/2018 13:45	WG1092150
Trichloroethene	U		0.000398	0.00100	1	04/01/2018 13:45	WG1092150
Trichlorofluoromethane	U		0.00120	0.00500	1	04/01/2018 13:45	WG1092150
1,2,3-Trichloropropane	U		0.000807	0.00250	1	04/01/2018 13:45	WG1092150
1,2,4-Trimethylbenzene	U		0.000373	0.00100	1	04/01/2018 13:45	WG1092150
1,2,3-Trimethylbenzene	U		0.000321	0.00100	1	04/01/2018 13:45	WG1092150
1,3,5-Trimethylbenzene	U		0.000387	0.00100	1	04/01/2018 13:45	WG1092150
Vinyl chloride	U		0.000259	0.00100	1	04/01/2018 13:45	WG1092150
Xylenes, Total	U		0.00106	0.00300	1	04/01/2018 13:45	WG1092150
(S) Toluene-d8	*102*			*80.0-120*		*04/01/2018 13:45*	WG1092150
(S) Toluene-d8	*97.6*			*80.0-120*		*04/04/2018 20:25*	WG1093696
(S) Dibromofluoromethane	*102*			*76.0-123*		*04/01/2018 13:45*	WG1092150
(S) Dibromofluoromethane	*101*			*76.0-123*		*04/04/2018 20:25*	WG1093696
(S) 4-Bromofluorobenzene	*90.7*			*80.0-120*		*04/01/2018 13:45*	WG1092150
(S) 4-Bromofluorobenzene	*99.3*			*80.0-120*		*04/04/2018 20:25*	WG1093696

L983044-03 Original Sample (OS) • Duplicate (DUP)

(OS) L983044-03 04/05/18 16:29 • (DUP) R3299499-1 04/05/18 16:36

Analyte	Original Result mg/l	DUP Result mg/l	Dilution	DUP RPD %	DUP Qualifier	DUP RPD Limits %
Alkalinity	32.9	33.2	1	0.773		20

Sample Narrative:

OS: Endpoint pH 4.5 Headspace

DUP: Endpoint pH 4.5

L982040-09 Original Sample (OS) • Duplicate (DUP)

(OS) L982040-09 04/05/18 19:23 • (DUP) R3299499-6 04/05/18 19:30

Analyte	Original Result mg/l	DUP Result mg/l	Dilution	DUP RPD %	DUP Qualifier	DUP RPD Limits %
Alkalinity	291	292	1	0.187		20

Sample Narrative:

OS: Endpoint pH 4.5 Headspace

DUP: Endpoint pH 4.5

Laboratory Control Sample (LCS) • Laboratory Control Sample Duplicate (LCSD)

(LCS) R3299499-5 04/05/18 18:14 • (LCSD) R3299499-7 04/05/18 19:36

Analyte	Spike Amount mg/l	LCS Result mg/l	LCSD Result mg/l	LCS Rec. %	LCSD Rec. %	Rec. Limits %	LCS Qualifier	LCSD Qualifier	RPD %	RPD Limits %
Alkalinity	100	111	109	111	109	85.0-115			1.61	20

Sample Narrative:

LCS: Endpoint pH 4.5

LCSD: Endpoint pH 4.5

Method Blank (MB)

(MB) R3298247-1 04/02/18 12:09

Analyte	MB Result mg/l	MB Qualifier	MB MDL mg/l	MB RDL mg/l
Ferrous Iron	U		0.0150	0.0500

L982035-03 Original Sample (OS) • Duplicate (DUP)

(OS) L982035-03 04/02/18 12:10 • (DUP) R3298247-4 04/02/18 12:11

Analyte	Original Result mg/l	DUP Result mg/l	Dilution	DUP RPD %	DUP Qualifier	DUP RPD Limits %
Ferrous Iron	U	0.000	1	0.000		20

Laboratory Control Sample (LCS) • Laboratory Control Sample Duplicate (LCSD)

(LCS) R3298247-2 04/02/18 12:09 • (LCSD) R3298247-3 04/02/18 12:09

Analyte	Spike Amount mg/l	LCS Result mg/l	LCSD Result mg/l	LCS Rec. %	LCSD Rec. %	Rec. Limits %	LCS Qualifier	LCSD Qualifier	RPD %	RPD Limits %
Ferrous Iron	1.00	0.953	0.956	95.3	95.6	85.0-115			0.314	20

L982040-08 Original Sample (OS) • Matrix Spike (MS) • Matrix Spike Duplicate (MSD)

(OS) L982040-08 04/02/18 12:15 • (MS) R3298247-5 04/02/18 12:16 • (MSD) R3298247-6 04/02/18 12:16

Analyte	Spike Amount mg/l	Original Result mg/l	MS Result mg/l	MSD Result mg/l	MS Rec. %	MSD Rec. %	Dilution	Rec. Limits %	MS Qualifier	MSD Qualifier	RPD %	RPD Limits %
Ferrous Iron	1.50	U	1.17	1.19	78.2	79.1	1	80.0-120	M2	M2	1.10	20

Method Blank (MB)

(MB) R3298330-1 04/01/18 10:27

Analyte	MB Result mg/l	MB Qualifier	MB MDL mg/l	MB RDL mg/l
Chloride	U		0.0519	1.00
Nitrate	U		0.0227	0.100
Nitrite	U		0.0277	0.100
Sulfate	U		0.0774	5.00

L981925-02 Original Sample (OS) • Duplicate (DUP)

(OS) L981925-02 04/01/18 11:17 • (DUP) R3298330-4 04/01/18 11:30

Analyte	Original Result mg/l	DUP Result mg/l	Dilution	DUP RPD %	DUP Qualifier	DUP RPD Limits %
Chloride	3.97	3.73	1	6.11		15
Nitrate	U	0.000	1	0.000		15
Nitrite	U	0.000	1	0.000		15
Sulfate	25.1	25.3	1	0.682		15

L982082-03 Original Sample (OS) • Duplicate (DUP)

(OS) L982082-03 04/01/18 14:48 • (DUP) R3298330-7 04/01/18 15:01

Analyte	Original Result mg/l	DUP Result mg/l	Dilution	DUP RPD %	DUP Qualifier	DUP RPD Limits %
Chloride	2.45	2.32	1	5.21		15
Nitrate	ND	0.000	1	0.000		15
Nitrite	ND	0.000	1	0.000		15
Sulfate	26.2	26.2	1	0.196		15

Laboratory Control Sample (LCS) • Laboratory Control Sample Duplicate (LCSD)

(LCS) R3298330-2 04/01/18 10:40 • (LCSD) R3298330-3 04/01/18 10:52

Analyte	Spike Amount mg/l	LCS Result mg/l	LCSD Result mg/l	LCS Rec. %	LCSD Rec. %	Rec. Limits %	LCS Qualifier	LCSD Qualifier	RPD %	RPD Limits %
Chloride	40.0	39.7	39.6	99.2	99.0	80.0-120			0.120	15
Nitrate	8.00	8.10	8.09	101	101	80.0-120			0.159	15
Nitrite	8.00	7.94	7.94	99.2	99.3	80.0-120			0.0957	15
Sulfate	40.0	40.1	40.0	100	99.9	80.0-120			0.407	15

L981925-02 Original Sample (OS) • Matrix Spike (MS) • Matrix Spike Duplicate (MSD)

(OS) L981925-02 04/01/18 11:17 • (MS) R3298330-5 04/01/18 11:42 • (MSD) R3298330-6 04/01/18 11:54

Analyte	Spike Amount mg/l	Original Result mg/l	MS Result mg/l	MSD Result mg/l	MS Rec. %	MSD Rec. %	Dilution	Rec. Limits %	MS Qualifier	MSD Qualifier	RPD %	RPD Limits %
Chloride	50.0	3.97	54.4	58.4	101	109	1	80.0-120			7.14	15
Nitrate	5.00	U	4.39	5.35	87.8	107	1	80.0-120		R5	19.8	15
Nitrite	5.00	U	4.58	5.54	91.5	111	1	80.0-120		R5	19.1	15
Sulfate	50.0	25.1	68.7	78.0	87.3	106	1	80.0-120			12.6	15

L982082-03 Original Sample (OS) • Matrix Spike (MS)

(OS) L982082-03 04/01/18 14:48 • (MS) R3298330-8 04/01/18 15:38

Analyte	Spike Amount mg/l	Original Result mg/l	MS Result mg/l	MS Rec. %	Dilution	Rec. Limits %	MS Qualifier
Chloride	50.0	2.45	57.9	111	1	80.0-120	
Nitrate	5.00	ND	5.04	101	1	80.0-120	
Nitrite	5.00	ND	5.17	103	1	80.0-120	
Sulfate	50.0	26.2	75.2	98.1	1	80.0-120	

Method Blank (MB)

(MB) R3298587-1 04/02/18 15:58

Analyte	MB Result mg/l	MB Qualifier	MB MDL mg/l	MB RDL mg/l
Nitrate	0.0247	E4	0.0227	0.100

L981630-01 Original Sample (OS) • Duplicate (DUP)

(OS) L981630-01 04/02/18 22:52 • (DUP) R3298587-4 04/02/18 23:07

Analyte	Original Result mg/l	DUP Result mg/l	Dilution	DUP RPD %	DUP Qualifier	DUP RPD Limits %
Nitrate	1.00	1.03	1	2.80		15

L982154-02 Original Sample (OS) • Duplicate (DUP)

(OS) L982154-02 04/03/18 04:46 • (DUP) R3298587-7 04/03/18 05:02

Analyte	Original Result mg/l	DUP Result mg/l	Dilution	DUP RPD %	DUP Qualifier	DUP RPD Limits %
Nitrate	0.665	0.714	1	7.07		15

Laboratory Control Sample (LCS) • Laboratory Control Sample Duplicate (LCSD)

(LCS) R3298587-2 04/02/18 16:14 • (LCSD) R3298587-3 04/02/18 16:29

Analyte	Spike Amount mg/l	LCS Result mg/l	LCSD Result mg/l	LCS Rec. %	LCSD Rec. %	Rec. Limits %	LCS Qualifier	LCSD Qualifier	RPD %	RPD Limits %
Nitrate	8.00	8.08	8.13	101	102	80.0-120			0.626	15

L981630-01 Original Sample (OS) • Matrix Spike (MS) • Matrix Spike Duplicate (MSD)

(OS) L981630-01 04/02/18 22:52 • (MS) R3298587-5 04/02/18 23:22 • (MSD) R3298587-6 04/02/18 23:38

Analyte	Spike Amount mg/l	Original Result mg/l	MS Result mg/l	MSD Result mg/l	MS Rec. %	MSD Rec. %	Dilution	Rec. Limits %	MS Qualifier	MSD Qualifier	RPD %	RPD Limits %
Nitrate	5.00	1.00	5.65	5.93	93.0	98.5	1	80.0-120			4.73	15

L982154-02 Original Sample (OS) • Matrix Spike (MS)

(OS) L982154-02 04/03/18 04:46 • (MS) R3298587-8 04/03/18 05:17

Analyte	Spike Amount mg/l	Original Result mg/l	MS Result mg/l	MS Rec. %	Dilution	Rec. Limits %	MS Qualifier
Nitrate	5.00	0.665	5.17	90.1	1	80.0-120	

Method Blank (MB)

(MB) R3298454-1 04/02/18 15:56

Analyte	MB Result mg/l	MB Qualifier	MB MDL mg/l	MB RDL mg/l
TOC (Total Organic Carbon)	0.220	E4	0.102	1.00

L981910-03 Original Sample (OS) • Duplicate (DUP)

(OS) L981910-03 04/02/18 17:58 • (DUP) R3298454-3 04/02/18 18:10

Analyte	Original Result mg/l	DUP Result mg/l	Dilution	DUP RPD %	DUP Qualifier	DUP RPD Limits %
TOC (Total Organic Carbon)	1.06	0.987	1	7.07		20

L981943-01 Original Sample (OS) • Duplicate (DUP)

(OS) L981943-01 04/02/18 20:49 • (DUP) R3298454-5 04/02/18 21:08

Analyte	Original Result mg/l	DUP Result mg/l	Dilution	DUP RPD %	DUP Qualifier	DUP RPD Limits %
TOC (Total Organic Carbon)	34.6	34.2	1	1.16		20

Sample Narrative:

OS: biphasic sample, aqueous layer analyzed

Laboratory Control Sample (LCS) • Laboratory Control Sample Duplicate (LCSD)

(LCS) R3298454-2 04/02/18 16:34 • (LCSD) R3298454-4 04/02/18 18:53

Analyte	Spike Amount mg/l	LCS Result mg/l	LCSD Result mg/l	LCS Rec. %	LCSD Rec. %	Rec. Limits %	LCS Qualifier	LCSD Qualifier	RPD %	RPD Limits %
TOC (Total Organic Carbon)	75.0	77.1	75.4	103	101	85.0-115			2.15	20

L982040-09 Original Sample (OS) • Matrix Spike (MS) • Matrix Spike Duplicate (MSD)

(OS) L982040-09 04/02/18 23:34 • (MS) R3298454-6 04/02/18 23:56 • (MSD) R3298454-7 04/03/18 00:12

Analyte	Spike Amount mg/l	Original Result mg/l	MS Result mg/l	MSD Result mg/l	MS Rec. %	MSD Rec. %	Dilution	Rec. Limits %	MS Qualifier	MSD Qualifier	RPD %	RPD Limits %
TOC (Total Organic Carbon)	50.0	1.08	51.3	51.4	100	101	1	80.0-120			0.234	20

Method Blank (MB)

(MB) R3298583-1 04/03/18 10:35

Analyte	MB Result mg/l	MB Qualifier	MB MDL mg/l	MB RDL mg/l
Methane	U		0.00291	0.0100
Ethane	U		0.00407	0.0130
Ethene	U		0.00426	0.0130

L981910-02 Original Sample (OS) • Duplicate (DUP)

(OS) L981910-02 04/03/18 11:23 • (DUP) R3298583-2 04/03/18 11:38

Analyte	Original Result mg/l	DUP Result mg/l	Dilution	DUP RPD %	DUP Qualifier	DUP RPD Limits %
Methane	1.49	1.54	1	3.21		20
Ethane	ND	0.000	1	0.000		20
Ethene	ND	0.000	1	0.000		20

L982035-03 Original Sample (OS) • Duplicate (DUP)

(OS) L982035-03 04/03/18 13:13 • (DUP) R3298583-3 04/03/18 13:18

Analyte	Original Result mg/l	DUP Result mg/l	Dilution	DUP RPD %	DUP Qualifier	DUP RPD Limits %
Methane	U	0.000	1	0.000		20
Ethane	U	0.000	1	0.000		20
Ethene	U	0.000	1	0.000		20

Laboratory Control Sample (LCS) • Laboratory Control Sample Duplicate (LCSD)

(LCS) R3298583-4 04/03/18 13:24 • (LCSD) R3298583-5 04/03/18 13:33

Analyte	Spike Amount mg/l	LCS Result mg/l	LCSD Result mg/l	LCS Rec. %	LCSD Rec. %	Rec. Limits %	LCS Qualifier	LCSD Qualifier	RPD %	RPD Limits %
Methane	0.0678	0.0763	0.0725	112	107	85.0-115			5.10	20
Ethane	0.129	0.123	0.122	95.2	94.8	85.0-115			0.432	20
Ethene	0.127	0.126	0.125	99.1	98.6	85.0-115			0.489	20

Method Blank (MB)

(MB) R3298934-1 04/04/18 10:18

Analyte	MB Result mg/l	MB Qualifier	MB MDL mg/l	MB RDL mg/l
Methane	U		0.00291	0.0100
Ethane	U		0.00407	0.0130
Ethene	U		0.00426	0.0130

L982040-10 Original Sample (OS) • Duplicate (DUP)

(OS) L982040-10 04/04/18 10:38 • (DUP) R3298934-2 04/04/18 11:14

Analyte	Original Result mg/l	DUP Result mg/l	Dilution	DUP RPD %	DUP Qualifier	DUP RPD Limits %
Methane	U	0.000	1	0.000		20
Ethane	U	0.000	1	0.000		20
Ethene	U	0.000	1	0.000		20

L982471-10 Original Sample (OS) • Duplicate (DUP)

(OS) L982471-10 04/04/18 11:55 • (DUP) R3298934-3 04/04/18 13:00

Analyte	Original Result mg/l	DUP Result mg/l	Dilution	DUP RPD %	DUP Qualifier	DUP RPD Limits %
Methane	6.76	6.78	1	0.274		20
Ethane	ND	0.000	1	0.000		20
Ethene	ND	0.000	1	0.000		20

Laboratory Control Sample (LCS) • Laboratory Control Sample Duplicate (LCSD)

(LCS) R3298934-4 04/04/18 13:08 • (LCSD) R3298934-5 04/04/18 13:17

Analyte	Spike Amount mg/l	LCS Result mg/l	LCSD Result mg/l	LCS Rec. %	LCSD Rec. %	Rec. Limits %	LCS Qualifier	LCSD Qualifier	RPD %	RPD Limits %
Methane	0.0678	0.0730	0.0724	108	107	85.0-115			0.773	20
Ethane	0.129	0.121	0.116	94.1	89.8	85.0-115			4.66	20
Ethene	0.127	0.125	0.119	98.2	93.8	85.0-115			4.60	20

Method Blank (MB)

(MB) R3298621-4 04/01/18 07:01

Analyte	MB Result mg/l	MB Qualifier	MB MDL mg/l	MB RDL mg/l
Acetone	U		0.0100	0.0500
Acrolein	U		0.00887	0.0500
Acrylonitrile	U		0.00187	0.0100
Benzene	U		0.000331	0.00100
Bromobenzene	U		0.000352	0.00100
Bromodichloromethane	U		0.000380	0.00100
Bromoform	U		0.000469	0.00100
Bromomethane	U		0.000866	0.00500
1,3-Butadiene	U		0.000330	0.00200
n-Butylbenzene	U		0.000361	0.00100
sec-Butylbenzene	U		0.000365	0.00100
tert-Butylbenzene	U		0.000399	0.00100
Carbon disulfide	U		0.000275	0.00100
Carbon tetrachloride	U		0.000379	0.00100
Chlorobenzene	U		0.000348	0.00100
Chlorodibromomethane	U		0.000327	0.00100
Chloroethane	U		0.000453	0.00500
Chloroform	U		0.000324	0.00500
Chloromethane	U		0.000276	0.00250
Cyclohexane	U		0.000390	0.00100
2-Chlorotoluene	U		0.000375	0.00100
4-Chlorotoluene	U		0.000351	0.00100
1,2-Dibromo-3-Chloropropane	U		0.00133	0.00500
1,2-Dibromoethane	U		0.000381	0.00100
Dibromomethane	U		0.000346	0.00100
1,2-Dichlorobenzene	U		0.000349	0.00100
1,3-Dichlorobenzene	U		0.000220	0.00100
1,4-Dichlorobenzene	U		0.000274	0.00100
Dichlorodifluoromethane	U		0.000551	0.00500
1,1-Dichloroethane	U		0.000259	0.00100
1,2-Dichloroethane	U		0.000361	0.00100
1,1-Dichloroethene	U		0.000398	0.00100
cis-1,2-Dichloroethene	U		0.000260	0.00100
trans-1,2-Dichloroethene	U		0.000396	0.00100
1,2-Dichloropropane	U		0.000306	0.00100
1,1-Dichloropropene	U		0.000352	0.00100
1,3-Dichloropropane	U		0.000366	0.00100
cis-1,3-Dichloropropene	U		0.000418	0.00100
trans-1,3-Dichloropropene	U		0.000419	0.00100
2,2-Dichloropropane	U		0.000321	0.00100

Method Blank (MB)

(MB) R3298621-4 04/01/18 07:01

Analyte	MB Result mg/l	MB Qualifier	MB MDL mg/l	MB RDL mg/l
Dicyclopentadiene	U		0.000219	0.00100
Di-isopropyl ether	U		0.000320	0.00100
Ethylbenzene	U		0.000384	0.00100
4-Ethyltoluene	U		0.000172	0.00100
Hexachloro-1,3-butadiene	U		0.000256	0.00100
n-Hexane	U		0.000736	0.0100
Isopropylbenzene	U		0.000326	0.00100
p-Isopropyltoluene	U		0.000350	0.00100
2-Butanone (MEK)	U		0.00393	0.0100
Methyl Cyclohexane	U		0.000380	0.00100
Methylene Chloride	U		0.00100	0.00500
4-Methyl-2-pentanone (MIBK)	U		0.00214	0.0100
Methyl tert-butyl ether	U		0.000367	0.00100
Naphthalene	U		0.00100	0.00500
Propene	U		0.000975	0.00250
n-Propylbenzene	U		0.000349	0.00100
Styrene	U		0.000307	0.00100
1,1,1,2-Tetrachloroethane	U		0.000385	0.00100
1,1,2,2-Tetrachloroethane	U		0.000130	0.00100
Tetrachloroethene	0.00137		0.000372	0.00100
Toluene	U		0.000412	0.00100
1,1,2-Trichlorotrifluoroethane	U		0.000303	0.00100
1,2,3-Trichlorobenzene	U		0.000230	0.00100
1,2,4-Trichlorobenzene	U		0.000355	0.00100
1,1,1-Trichloroethane	U		0.000319	0.00100
1,1,2-Trichloroethane	U		0.000383	0.00100
Trichloroethene	U		0.000398	0.00100
Trichlorofluoromethane	U		0.00120	0.00500
1,2,3-Trichloropropane	U		0.000807	0.00250
1,2,3-Trimethylbenzene	U		0.000321	0.00100
1,2,4-Trimethylbenzene	U		0.000373	0.00100
1,3,5-Trimethylbenzene	U		0.000387	0.00100
Vinyl chloride	U		0.000259	0.00100
Xylenes, Total	U		0.00106	0.00300
(S) Toluene-d8	*102*			*80.0-120*
(S) Dibromofluoromethane	*99.7*			*76.0-123*
(S) 4-Bromofluorobenzene	*92.0*			*80.0-120*

Laboratory Control Sample (LCS) • Laboratory Control Sample Duplicate (LCSD)

(LCS) R3298621-1 04/01/18 05:37 • (LCSD) R3298621-2 04/01/18 05:58

Analyte	Spike Amount mg/l	LCS Result mg/l	LCSD Result mg/l	LCS Rec. %	LCSD Rec. %	Rec. Limits %	LCS Qualifier	LCSD Qualifier	RPD %	RPD Limits %
Acetone	0.125	0.133	0.129	107	103	10.0-160			3.20	23
Acrolein	0.125	0.146	0.137	117	110	10.0-160			6.63	20
Acrylonitrile	0.125	0.126	0.121	101	97.1	60.0-142			3.91	20
Benzene	0.0250	0.0235	0.0240	94.0	96.1	69.0-123			2.16	20
Bromobenzene	0.0250	0.0194	0.0198	77.7	79.3	79.0-120	L2		2.06	20
Bromodichloromethane	0.0250	0.0234	0.0235	93.6	94.0	76.0-120			0.366	20
Bromoform	0.0250	0.0214	0.0214	85.7	85.5	67.0-132			0.274	20
Bromomethane	0.0250	0.0291	0.0301	116	121	18.0-160			3.67	20
1,3-Butadiene	0.0250	0.0245	0.0265	98.1	106	40.0-141			7.70	20
n-Butylbenzene	0.0250	0.0238	0.0253	95.0	101	72.0-126			6.26	20
sec-Butylbenzene	0.0250	0.0223	0.0240	89.2	96.1	74.0-121			7.48	20
tert-Butylbenzene	0.0250	0.0219	0.0236	87.4	94.3	75.0-122			7.53	20
Carbon disulfide	0.0250	0.0217	0.0234	86.7	93.7	55.0-127			7.73	20
Carbon tetrachloride	0.0250	0.0226	0.0245	90.2	98.0	63.0-122			8.27	20
Chlorobenzene	0.0250	0.0247	0.0254	98.7	102	79.0-121			2.96	20
Chlorodibromomethane	0.0250	0.0257	0.0260	103	104	75.0-125			1.05	20
Chloroethane	0.0250	0.0241	0.0275	96.5	110	47.0-152			13.2	20
Chloroform	0.0250	0.0228	0.0233	91.4	93.1	72.0-121			1.88	20
Chloromethane	0.0250	0.0233	0.0249	93.2	99.6	48.0-139			6.70	20
Cyclohexane	0.0250	0.0235	0.0258	94.0	103	70.0-130			9.29	20
2-Chlorotoluene	0.0250	0.0207	0.0217	82.9	86.6	74.0-122			4.39	20
4-Chlorotoluene	0.0250	0.0200	0.0208	80.1	83.3	79.0-120			3.91	20
1,2-Dibromo-3-Chloropropane	0.0250	0.0246	0.0245	98.3	97.9	64.0-127			0.402	20
1,2-Dibromoethane	0.0250	0.0253	0.0251	101	101	77.0-123			0.788	20
Dibromomethane	0.0250	0.0250	0.0245	100	97.8	78.0-120			2.22	20
1,2-Dichlorobenzene	0.0250	0.0251	0.0254	100	102	80.0-120			1.28	20
1,3-Dichlorobenzene	0.0250	0.0234	0.0241	93.5	96.6	72.0-123			3.24	20
1,4-Dichlorobenzene	0.0250	0.0243	0.0250	97.4	99.9	77.0-120			2.53	20
Dichlorodifluoromethane	0.0250	0.0251	0.0288	101	115	49.0-155			13.5	20
1,1-Dichloroethane	0.0250	0.0243	0.0246	97.3	98.5	70.0-126			1.19	20
1,2-Dichloroethane	0.0250	0.0243	0.0240	97.2	96.1	67.0-126			1.13	20
1,1-Dichloroethene	0.0250	0.0226	0.0246	90.2	98.2	64.0-129			8.47	20
cis-1,2-Dichloroethene	0.0250	0.0242	0.0241	96.6	96.3	73.0-120			0.295	20
trans-1,2-Dichloroethene	0.0250	0.0235	0.0246	94.2	98.5	71.0-121			4.53	20
1,2-Dichloropropane	0.0250	0.0249	0.0251	99.6	100	75.0-125			0.712	20
1,1-Dichloropropene	0.0250	0.0240	0.0259	96.1	104	71.0-129			7.65	20
1,3-Dichloropropane	0.0250	0.0248	0.0251	99.3	100	80.0-121			1.02	20
cis-1,3-Dichloropropene	0.0250	0.0249	0.0254	99.8	102	79.0-123			1.76	20
trans-1,3-Dichloropropene	0.0250	0.0242	0.0241	96.6	96.2	74.0-127			0.381	20
2,2-Dichloropropane	0.0250	0.0226	0.0236	90.3	94.3	60.0-125			4.39	20

Laboratory Control Sample (LCS) • Laboratory Control Sample Duplicate (LCSD)

(LCS) R3298621-1 04/01/18 05:37 • (LCSD) R3298621-2 04/01/18 05:58

Analyte	Spike Amount mg/l	LCS Result mg/l	LCSD Result mg/l	LCS Rec. %	LCSD Rec. %	Rec. Limits %	LCS Qualifier	LCSD Qualifier	RPD %	RPD Limits %
Dicyclopentadiene	0.0250	0.0240	0.0257	96.0	103	72.0-121			6.95	20
Di-isopropyl ether	0.0250	0.0239	0.0237	95.7	94.9	59.0-133			0.842	20
Ethylbenzene	0.0250	0.0243	0.0256	97.2	102	77.0-120			5.14	20
4-Ethyltoluene	0.0250	0.0207	0.0219	82.8	87.5	74.0-120			5.56	20
Hexachloro-1,3-butadiene	0.0250	0.0241	0.0272	96.3	109	64.0-131			12.1	20
n-Hexane	0.0250	0.0219	0.0234	87.5	93.4	56.0-124			6.60	20
Isopropylbenzene	0.0250	0.0212	0.0226	84.7	90.3	75.0-120			6.35	20
p-Isopropyltoluene	0.0250	0.0228	0.0246	91.3	98.5	74.0-126			7.53	20
2-Butanone (MEK)	0.125	0.130	0.123	104	98.1	37.0-158			5.50	20
Methyl Cyclohexane	0.0250	0.0235	0.0260	93.9	104	70.0-130			10.4	20
Methylene Chloride	0.0250	0.0237	0.0237	94.8	94.6	66.0-121			0.179	20
4-Methyl-2-pentanone (MIBK)	0.125	0.125	0.123	99.8	98.3	59.0-143			1.53	20
Methyl tert-butyl ether	0.0250	0.0242	0.0238	96.6	95.1	64.0-123			1.61	20
Naphthalene	0.0250	0.0252	0.0253	101	101	62.0-128			0.565	20
Propene	0.0250	0.0187	0.0223	74.9	89.1	10.0-160			17.3	21
n-Propylbenzene	0.0250	0.0205	0.0219	82.2	87.8	79.0-120			6.59	20
Styrene	0.0250	0.0212	0.0214	84.8	85.7	78.0-124			1.06	20
1,1,1,2-Tetrachloroethane	0.0250	0.0251	0.0255	100	102	75.0-122			1.77	20
1,1,2,2-Tetrachloroethane	0.0250	0.0188	0.0191	75.3	76.5	71.0-122			1.64	20
Tetrachloroethene	0.0250	0.0265	0.0283	106	113	70.0-127			6.69	20
Toluene	0.0250	0.0236	0.0249	94.3	99.6	77.0-120			5.46	20
1,1,2-Trichlorotrifluoroethane	0.0250	0.0261	0.0283	104	113	61.0-136			8.21	20
1,2,3-Trichlorobenzene	0.0250	0.0250	0.0258	100	103	61.0-133			3.07	20
1,2,4-Trichlorobenzene	0.0250	0.0251	0.0258	100	103	69.0-129			2.85	20
1,1,1-Trichloroethane	0.0250	0.0233	0.0246	93.1	98.6	68.0-122			5.75	20
1,1,2-Trichloroethane	0.0250	0.0235	0.0236	93.9	94.3	78.0-120			0.365	20
Trichloroethene	0.0250	0.0254	0.0263	102	105	78.0-120			3.20	20
Trichlorofluoromethane	0.0250	0.0265	0.0296	106	118	56.0-137			10.7	20
1,2,3-Trichloropropane	0.0250	0.0211	0.0208	84.5	83.1	72.0-124			1.67	20
1,2,3-Trimethylbenzene	0.0250	0.0242	0.0249	96.7	99.5	75.0-120			2.80	20
1,2,4-Trimethylbenzene	0.0250	0.0213	0.0219	85.4	87.4	75.0-120			2.38	20
1,3,5-Trimethylbenzene	0.0250	0.0212	0.0223	84.8	89.2	75.0-120			5.08	20
Vinyl chloride	0.0250	0.0259	0.0282	104	113	64.0-133			8.55	20
Xylenes, Total	0.0750	0.0749	0.0778	99.9	104	77.0-120			3.80	20
(S) Toluene-d8				*99.7*	*102*	*80.0-120*				
(S) Dibromofluoromethane				*101*	*99.5*	*76.0-123*				
(S) 4-Bromofluorobenzene				*83.4*	*84.3*	*80.0-120*				

Method Blank (MB)

(MB) R3299205-4 04/04/18 15:53

Analyte	MB Result mg/l	MB Qualifier	MB MDL mg/l	MB RDL mg/l
Tetrachloroethene	U		0.000372	0.00100
(S) Toluene-d8	*97.1*			*80.0-120*
(S) Dibromofluoromethane	*96.9*			*76.0-123*
(S) 4-Bromofluorobenzene	*104*			*80.0-120*

Laboratory Control Sample (LCS) • Laboratory Control Sample Duplicate (LCSD)

(LCS) R3299205-1 04/04/18 14:04 • (LCSD) R3299205-2 04/04/18 14:55

Analyte	Spike Amount mg/l	LCS Result mg/l	LCSD Result mg/l	LCS Rec. %	LCSD Rec. %	Rec. Limits %	LCS Qualifier	LCSD Qualifier	RPD %	RPD Limits %
Tetrachloroethene	0.0250	0.0244	0.0244	97.6	97.8	70.0-127			0.217	20
(S) Toluene-d8				*99.1*	*102*	*80.0-120*				
(S) Dibromofluoromethane				*97.8*	*97.9*	*76.0-123*				
(S) 4-Bromofluorobenzene				*102*	*99.4*	*80.0-120*				

Instrument: VOCMS32 • File ID: 0404_04

04/04/18 14:04

Sample ID	File ID	8260-PENTAFLUOROBENZENE Response	8260-1,4-DIFLUOROBENZENE Response	8260-2-BROMO-1-CHLOROPROPANE Response	8260-1,4-DICHLOROBENZENE-D4 Response
Standard	0404_04	263918	363786	58250	135884
Upper Limit		527836	727572	116500	271768
Lower Limit		131959	181893	29125	67942
LCS R3299205-1 WG1093696 1x	0404_04A	263918	363786	58250	135884
LCSD R3299205-2 WG1093696 1x	0404_05	268373	368096	58979	139778
BLANK R3299205-4 WG1093696 1x	0404_08	263491	365172	59214	131286
L982035-06 WG1093696 1x	0404_10	257629	355143	58268	133465
L982035-01 WG1093696 1x	0404_15	236915	318946	53430	128333
L982035-02 WG1093696 1x	0404_16	232358	317687	50127	123095
L982035-03 WG1093696 1x	0404_17	229816	311492	50159	115147
L982035-05 WG1093696 1x	0404_18	230066	310341	49689	119629
L982035-07 WG1093696 1x	0404_19	225278	302556	49337	118626

Instrument: VOCMS35 • File ID: 0331_56

04/01/18 05:37

Sample ID	File ID	8260-PENTAFLUOROBENZENE Response	8260-1,4-DIFLUOROBENZENE Response	8260-2-BROMO-1-CHLOROPROPANE Response	8260-1,4-DICHLOROBENZENE-D4 Response
Standard	0331_56	245205	356942	55171	224592
Upper Limit		490410	713884	110342	449184
Lower Limit		122603	178471	27586	112296
LCS R3298621-1 WG1092150 1x	0331_56u	245205	356942	55171	224592
LCSD R3298621-2 WG1092150 1x	0331_57	256866	369402	56028	228676
BLANK R3298621-4 WG1092150 1x	0331_60	246955	354913	53394	200567
L982035-06 WG1092150 1x	0331_61	241799	348332	52119	199803
L982035-01 WG1092150 1x	0331_74	232571	333508	51389	195043
L982035-02 WG1092150 1x	0331_75	224604	327263	48860	188963
L982035-03 WG1092150 1x	0331_76	220772	324062	48784	187377
L982035-04 WG1092150 1x	0331_77	223052	324553	48774	184390
L982035-05 WG1092150 1x	0331_78	225144	328467	49906	187535
L982035-07 WG1092150 1x	0331_79	220027	319288	48276	183833

1 Cp
2 Tc
3 Ss
4 Cn
5 Sr
6 Qc
7 Is
8 Gl
9 Al
10 Sc

Guide to Reading and Understanding Your Laboratory Report

The information below is designed to better explain the various terms used in your report of analytical results from the Laboratory. This is not intended as a comprehensive explanation, and if you have additional questions please contact your project representative.

Abbreviations and Definitions

MDL	Method Detection Limit.
ND	Not detected at the Reporting Limit (or MDL where applicable).
RDL	Reported Detection Limit.
Rec.	Recovery.
RPD	Relative Percent Difference.
SDG	Sample Delivery Group.
(S)	Surrogate (Surrogate Standard) - Analytes added to every blank, sample, Laboratory Control Sample/Duplicate and Matrix Spike/Duplicate; used to evaluate analytical efficiency by measuring recovery. Surrogates are not expected to be detected in all environmental media.
U	Not detected at the Reporting Limit (or MDL where applicable).
Analyte	The name of the particular compound or analysis performed. Some Analyses and Methods will have multiple analytes reported.
Dilution	If the sample matrix contains an interfering material, or if concentrations of analytes in the sample are higher than the highest limit of concentration that the laboratory can accurately report, the sample may be diluted for analysis. If a value different than 1 is used in this field, the result reported has already been corrected for this factor.
Limits	These are the target % recovery ranges or % difference value that the laboratory has historically determined as normal for the method and analyte being reported. Successful QC Sample analysis will target all analytes recovered or duplicated within these ranges.
Original Sample	The non-spiked sample in the prep batch used to determine the Relative Percent Difference (RPD) from a quality control sample. The Original Sample may not be included within the reported SDG.
Qualifier	This column provides a letter and/or number designation that corresponds to additional information concerning the result reported. If a Qualifier is present, a definition per Qualifier is provided within the Glossary and Definitions page and potentially a discussion of possible implications of the Qualifier in the Case Narrative if applicable.
Result	The actual analytical final result (corrected for any sample specific characteristics) reported for your sample. If there was no measurable result returned for a specific analyte, the result in this column may state “ND” (Not Detected) or “BDL” (Below Detectable Levels). The information in the results column should always be accompanied by either an MDL (Method Detection Limit) or RDL (Reporting Detection Limit) that defines the lowest value that the laboratory could detect or report for this analyte.
Case Narrative (Cn)	A brief discussion about the included sample results, including a discussion of any non-conformances to protocol observed either at sample receipt by the laboratory from the field or during the analytical process. If present, there will be a section in the Case Narrative to discuss the meaning of any data qualifiers used in the report.
Quality Control Summary (Qc)	This section of the report includes the results of the laboratory quality control analyses required by procedure or analytical methods to assist in evaluating the validity of the results reported for your samples. These analyses are not being performed on your samples typically, but on laboratory generated material.
Sample Chain of Custody (Sc)	This is the document created in the field when your samples were initially collected. This is used to verify the time and date of collection, the person collecting the samples, and the analyses that the laboratory is requested to perform. This chain of custody also documents all persons (excluding commercial shippers) that have had control or possession of the samples from the time of collection until delivery to the laboratory for analysis.
Sample Results (Sr)	This section of your report will provide the results of all testing performed on your samples. These results are provided by sample ID and are separated by the analyses performed on each sample. The header line of each analysis section for each sample will provide the name and method number for the analysis reported.
Sample Summary (Ss)	This section of the Analytical Report defines the specific analyses performed for each sample ID, including the dates and times of preparation and/or analysis.

Qualifier	Description
B1	Target analyte detected in method blank at or above the method reporting limit.
E4	Concentration estimated. Analyte was detected below laboratory minimum reporting level (MRL) but above MDL.
L2	The associated blank spike recovery was below laboratory acceptance limits.
M2	Matrix spike recovery was low, the method control sample recovery was acceptable.
R5	MS/MSD RPD exceeded the laboratory acceptance limit. Recovery met acceptance criteria.

ACCREDITATIONS & LOCATIONS

ESC Lab Sciences is the only environmental laboratory accredited/certified to support your work nationwide from one location. One phone call, one point of contact, one laboratory. No other lab is as accessible or prepared to handle your needs throughout the country. Our capacity and capability from our single location laboratory is comparable to the collective totals of the network laboratories in our industry. The most significant benefit to our one location design is the design of our laboratory campus. The model is conducive to accelerated productivity, decreasing turn-around time, and preventing cross contamination, thus protecting sample integrity. Our focus on premium quality and prompt service allows us to be YOUR LAB OF CHOICE.
* Not all certifications held by the laboratory are applicable to the results reported in the attached report.
* Accreditation is only applicable to the test methods specified on each scope of accreditation held by ESC Lab Sciences.

State Accreditations

Alabama	40660	Nebraska	NE-OS-15-05
Alaska	17-026	Nevada	TN-03-2002-34
Arizona	AZ0612	New Hampshire	2975
Arkansas	88-0469	New Jersey–NELAP	TN002
California	2932	New Mexico [1]	n/a
Colorado	TN00003	New York	11742
Connecticut	PH-0197	North Carolina	Env375
Florida	E87487	North Carolina [1]	DW21704
Georgia	NELAP	North Carolina [3]	41
Georgia [1]	923	North Dakota	R-140
Idaho	TN00003	Ohio–VAP	CL0069
Illinois	200008	Oklahoma	9915
Indiana	C-TN-01	Oregon	TN200002
Iowa	364	Pennsylvania	68-02979
Kansas	E-10277	Rhode Island	LAO00356
Kentucky [1 6]	90010	South Carolina	84004
Kentucky [2]	16	South Dakota	n/a
Louisiana	AI30792	Tennessee [1 4]	2006
Louisiana [1]	LA180010	Texas	T 104704245-17-14
Maine	TN0002	Texas [5]	LAB0152
Maryland	324	Utah	TN00003
Massachusetts	M-TN003	Vermont	VT2006
Michigan	9958	Virginia	460132
Minnesota	047-999-395	Washington	C847
Mississippi	TN00003	West Virginia	233
Missouri	340	Wisconsin	9980939910
Montana	CERT0086	Wyoming	A2LA

Third Party Federal Accreditations

A2LA – ISO 17025	1461.01	AIHA-LAP,LLC EMLAP	100789
A2LA – ISO 17025 [5]	1461.02	DOD	1461.01
Canada	1461.01	USDA	P330-15-00234
EPA–Crypto	TN00003		

[1] Drinking Water [2] Underground Storage Tanks [3] Aquatic Toxicity [4] Chemical/Microbiological [5] Mold [6] Wastewater n/a Accreditation not applicable

Our Locations

ESC Lab Sciences has sixty-four client support centers that provide sample pickup and/or the delivery of sampling supplies. If you would like assistance from one of our support offices, please contact our main office. ESC Lab Sciences performs all testing at our central laboratory.

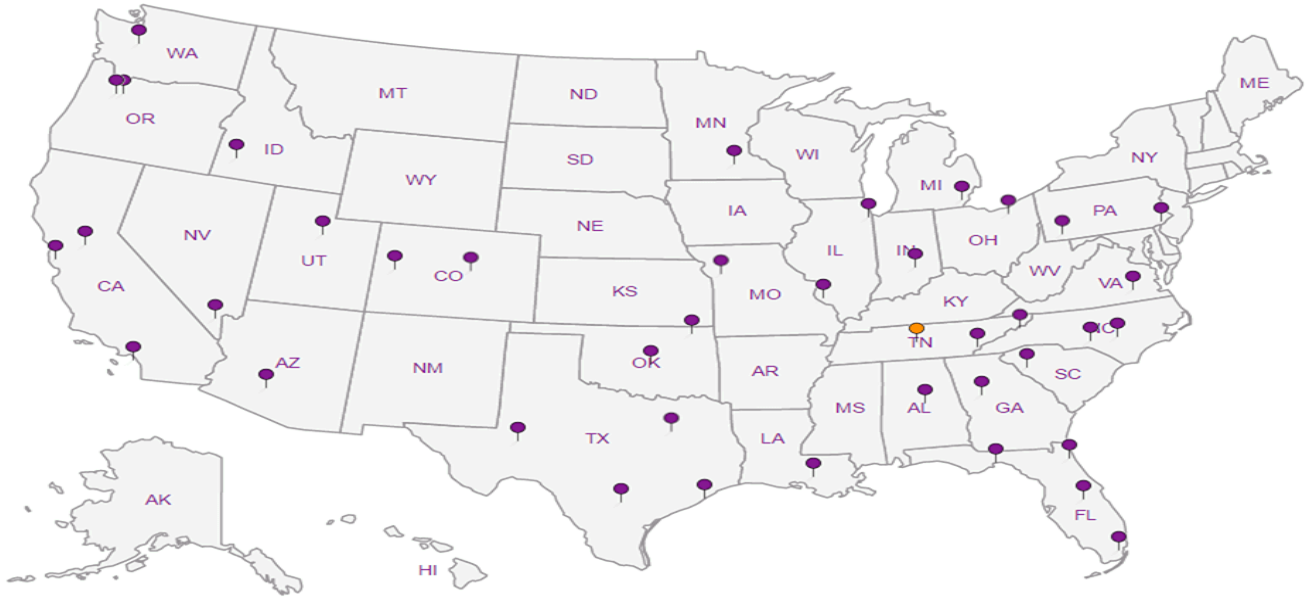

Pinyon Environmental
1408 W. Mendoza Avenue
Mesa, AZ 85202

Billing Information:

Report to: **Steve Sutherland**

Email To: **sutherland@pinyon-env.com**

Project Description: **260 & Johnson Lane WQARF Site**

City/State Collected: **Pinetop-Lakeside, AZ**

Phone: **303.785.7697**
Fax:

Client Project # 71710060/4

Lab Project #

Collected by (print): Steve Sutherland

Site/Facility ID #

P.O. #

Collected by (signature):

Immediately Packed on Ice N ___ Y X

Rush? (Lab MUST Be Notified)
___ Same Day ___ Five Day
___ Next Day ___ 5 Day (Rad Only)
___ Two Day ___ 10 Day (Rad Only)
___ Three Day

Quote #

Date Results Needed: Normal TAT

Pres Chk

Analysis / Container / Preservative

Sample ID	Comp/Grab	Matrix *	Depth	Date	Time	No. of Cntrs	RSK 175*/ 40mL amber/ HCl	Sulfate, **Nitrate, Nitrite, Chloride	Alkalinity/ 250ML HDPE/ No PRes	TOC/ 250mL amber/ HCl	VOCS 8260B/ 40mL amber/ HCl	Ferrous Iron				Remarks	Sample # (lab only)
											2	2					
Earl South	Grab	GW	NA	3/28/18	1110	2					X						-01
Earl North					1210	2					X						-02
Marinello					1525	8	X	X	X	X	X	X					-03
Lee					1635	8	X	X	X	X	X	X					-04
Mangum					1815	2					X						-05
					2017	8	X	X	X	X	X	X	SPS 3/29/18				-
Trip Blank		OT				1					X						-06
School Well					2017	2					X						-07

* Matrix:
SS - Soil AIR - Air F - Filter
GW - Groundwater B - Bioassay
WW - WasteWater
DW - Drinking Water
OT - Other_____

Remarks:
***RSK 175= Ethene, Ethane, Methane**
****NITRATE HAS 48HR HOLD TIME**, Ferrous Iron shorthold

pH _____ Temp _____
Flow _____ Other _____

Samples returned via:
__ UPS __ FedEx __ Courier _____

Tracking # 4094 8305 8413

Sample Receipt Checklist
COC Seal Present/Intact: NP Y N
COC Signed/Accurate: Y N
Bottles arrive intact: Y N
Correct bottles used: Y N
Sufficient volume sent: Y N
If Applicable
VOA Zero Headspace: Y N
Preservation Correct/Checked: Y N

Relinquished by : (Signature)	Date:	Time:	Received by: (Signature)	Trip Blank Received: Yes / No HCl / MeoH TBR
	3/28/18	2100		1
Relinquished by : (Signature)	Date:	Time:	Received by: (Signature)	Temp: 0.3 °C 50 Bottles Received: 24
Relinquished by : (Signature)	Date:	Time:	Received for lab by: (Signature)	Date: 3/31/18 Time: 845

If preservation required by Login: Date/Time

Hold:

Condition: NCF / OK

Chain of Custody Page 1 of 1

ESC LAB SCIENCES
YOUR LAB OF CHOICE
12065 Lebanon Rd
Mount Juliet, TN 37122
Phone: 615-758-5858
Phone: 800-767-5859
Fax: 615-758-5859

L# 982035

A193

Acctnum: PINYONMAZ
Template:
Prelogin:
TSR:
PB:
Shipped Via:

ESC Lab Sciences
Non-Conformance Form

Login #: L982035	Client: PINYONMAZ	Date: 03/31/18	Evaluated by: Ian White

Non-Conformance (check applicable items)

	Sample Integrity		Chain of Custody Clarification		
x	Parameter(s) past holding time		Login Clarification Needed		**If Broken Container:**
	Improper temperature		Chain of custody is incomplete		Insufficient packing material around container
	Improper container type		Please specify Metals requested.		Insufficient packing material inside cooler
	Improper preservation		Please specify TCLP requested.		Improper handling by carrier (FedEx / UPS / Courie
	Insufficient sample volume.		Received additional samples not listed on coc.		Sample was frozen
	Sample is biphasic.		Sample ids on containers do not match ids on coc		Container lid not intact
	Vials received with headspace.		Trip Blank not received.		**If no Chain of Custody:**
	Broken container		Client did not "X" analysis.		Received by:
	Broken container:		Chain of Custody is missing		Date/Time:
	Sufficient sample remains				Temp./Cont. Rec./pH:
					Carrier:
					Tracking#

Login Comments: Nitrate/Nitrite received out of hold.

Client informed by:		Call		Email		Voice Mail		Date: 04/02/18	Time: 1059
TSR Initials: DR/JR	Client Contact: SS								

Login Instructions:

FedEx error. Analyze OOH $0

This E-mail and any attached files are confidential, and may be copyright protected. If you are not the addressee, any dissemination of this communication is strictly prohibited. If you have received this message in error, please contact the sender immediately and delete/destroy all information received.

ANALYTICAL REPORT

April 06, 2018

Pinyon Environmental

Sample Delivery Group:	L982040
Samples Received:	03/31/2018
Project Number:	717100601
Description:	27th Ave & Glendale Site
Report To:	Steve Sutherland 1408 W. Mendoza Avenue Mesa, AZ 85202

Entire Report Reviewed By: Daphne R Richards

Daphne Richards
Technical Service Representative

Results relate only to the items tested or calibrated and are reported as rounded values. This test report shall not be reproduced, except in full, without written approval of the laboratory. Where applicable, sampling conducted by ESC is performed per guidance provided in laboratory standard operating procedures: 060302, 060303, and 060304.

TABLE OF CONTENTS

Cp: Cover Page	1
Tc: Table of Contents	2
Ss: Sample Summary	3
Cn: Case Narrative	5
Sr: Sample Results	6
RAINBOW CABINS L982040-01	6
GARDENER L982040-02	8
MW-1 L982040-03	10
MW-3 L982040-04	13
LAS WELL L982040-05	15
MW-2 L982040-06	17
KENGLA-2 L982040-07	20
KENGLA-3N L982040-08	23
KENGLA-1R L982040-09	26
KENGLA-1 L982040-10	29
TRIP BLANK L982040-11	32
Qc: Quality Control Summary	34
Wet Chemistry by Method 2320 B-2011	34
Wet Chemistry by Method 3500Fe B-2011	35
Wet Chemistry by Method 9056A	36
Wet Chemistry by Method 9060A	38
Volatile Organic Compounds (GC) by Method RSK175	40
Volatile Organic Compounds (GC/MS) by Method 8260B	41
Is: Internal Standard Summary	45
Volatile Organic Compounds (GC/MS) by Method 8260B	45
Gl: Glossary of Terms	46
Al: Accreditations & Locations	47
Sc: Sample Chain of Custody	48

RAINBOW CABINS L982040-01 GW

Collected by: Steve Sutherland | Collected date/time: 03/29/18 11:50 | Received date/time: 03/31/18 08:45

Method	Batch	Dilution	Preparation date/time	Analysis date/time	Analyst
Volatile Organic Compounds (GC/MS) by Method 8260B	WG1092320	1	04/02/18 04:22	04/02/18 04:22	BMB

GARDENER L982040-02 GW

Collected by: Steve Sutherland | Collected date/time: 03/29/18 16:05 | Received date/time: 03/31/18 08:45

Method	Batch	Dilution	Preparation date/time	Analysis date/time	Analyst
Volatile Organic Compounds (GC/MS) by Method 8260B	WG1092320	1	04/02/18 04:42	04/02/18 04:42	BMB

MW-1 L982040-03 GW

Collected by: Steve Sutherland | Collected date/time: 03/29/18 17:00 | Received date/time: 03/31/18 08:45

Method	Batch	Dilution	Preparation date/time	Analysis date/time	Analyst
Wet Chemistry by Method 2320 B-2011	WG1093493	1	04/05/18 18:58	04/05/18 18:58	MCG
Wet Chemistry by Method 3500Fe B-2011	WG1092495	2	04/02/18 12:13	04/02/18 12:13	CSU
Wet Chemistry by Method 9056A	WG1092008	1	03/31/18 14:04	03/31/18 14:04	CSU
Wet Chemistry by Method 9060A	WG1092382	1	04/02/18 22:49	04/02/18 22:49	SJM
Volatile Organic Compounds (GC) by Method RSK175	WG1093028	1	04/04/18 10:24	04/04/18 10:24	AMC
Volatile Organic Compounds (GC/MS) by Method 8260B	WG1092320	1	04/02/18 05:10	04/02/18 05:10	BMB

MW-3 L982040-04 GW

Collected by: Steve Sutherland | Collected date/time: 03/29/18 18:58 | Received date/time: 03/31/18 08:45

Method	Batch	Dilution	Preparation date/time	Analysis date/time	Analyst
Volatile Organic Compounds (GC/MS) by Method 8260B	WG1092320	1	04/02/18 05:30	04/02/18 05:30	BMB

LAS WELL L982040-05 GW

Collected by: Steve Sutherland | Collected date/time: 03/30/18 10:45 | Received date/time: 03/31/18 08:45

Method	Batch	Dilution	Preparation date/time	Analysis date/time	Analyst
Volatile Organic Compounds (GC/MS) by Method 8260B	WG1092320	1	04/02/18 05:50	04/02/18 05:50	BMB

MW-2 L982040-06 GW

Collected by: Steve Sutherland | Collected date/time: 03/30/18 11:05 | Received date/time: 03/31/18 08:45

Method	Batch	Dilution	Preparation date/time	Analysis date/time	Analyst
Wet Chemistry by Method 2320 B-2011	WG1093493	1	04/05/18 19:04	04/05/18 19:04	MCG
Wet Chemistry by Method 3500Fe B-2011	WG1092495	1	04/02/18 12:15	04/02/18 12:15	CSU
Wet Chemistry by Method 9056A	WG1092008	1	03/31/18 20:44	03/31/18 20:44	CSU
Wet Chemistry by Method 9060A	WG1092382	1	04/02/18 23:01	04/02/18 23:01	SJM
Volatile Organic Compounds (GC) by Method RSK175	WG1093028	1	04/04/18 10:28	04/04/18 10:28	AMC
Volatile Organic Compounds (GC/MS) by Method 8260B	WG1092320	1	04/02/18 06:09	04/02/18 06:09	BMB

KENGLA-2 L982040-07 GW

Collected by: Steve Sutherland | Collected date/time: 03/30/18 12:00 | Received date/time: 03/31/18 08:45

Method	Batch	Dilution	Preparation date/time	Analysis date/time	Analyst
Wet Chemistry by Method 2320 B-2011	WG1093493	1	04/05/18 19:11	04/05/18 19:11	MCG
Wet Chemistry by Method 3500Fe B-2011	WG1092495	1	04/02/18 12:15	04/02/18 12:15	CSU
Wet Chemistry by Method 9056A	WG1092008	1	03/31/18 21:00	03/31/18 21:00	CSU
Wet Chemistry by Method 9056A	WG1092008	5	03/31/18 21:15	03/31/18 21:15	CSU

KENGLA-2 L982040-07 GW

Collected by: Steve Sutherland | Collected date/time: 03/30/18 12:00 | Received date/time: 03/31/18 08:45

Method	Batch	Dilution	Preparation date/time	Analysis date/time	Analyst
Wet Chemistry by Method 9060A	WG1092382	1	04/02/18 23:12	04/02/18 23:12	SJM
Volatile Organic Compounds (GC) by Method RSK175	WG1093028	1	04/04/18 10:31	04/04/18 10:31	AMC
Volatile Organic Compounds (GC/MS) by Method 8260B	WG1092320	1	04/02/18 06:29	04/02/18 06:29	BMB

KENGLA-3N L982040-08 GW

Collected by: Steve Sutherland | Collected date/time: 03/30/18 12:35 | Received date/time: 03/31/18 08:45

Method	Batch	Dilution	Preparation date/time	Analysis date/time	Analyst
Wet Chemistry by Method 2320 B-2011	WG1093493	1	04/05/18 19:17	04/05/18 19:17	MCG
Wet Chemistry by Method 3500Fe B-2011	WG1092495	1	04/02/18 12:15	04/02/18 12:15	CSU
Wet Chemistry by Method 9056A	WG1092008	1	03/31/18 21:31	03/31/18 21:31	CSU
Wet Chemistry by Method 9060A	WG1092382	1	04/02/18 23:23	04/02/18 23:23	SJM
Volatile Organic Compounds (GC) by Method RSK175	WG1093028	1	04/04/18 10:34	04/04/18 10:34	AMC
Volatile Organic Compounds (GC/MS) by Method 8260B	WG1092320	1	04/02/18 06:49	04/02/18 06:49	BMB

KENGLA-1R L982040-09 GW

Collected by: Steve Sutherland | Collected date/time: 03/30/18 13:20 | Received date/time: 03/31/18 08:45

Method	Batch	Dilution	Preparation date/time	Analysis date/time	Analyst
Wet Chemistry by Method 2320 B-2011	WG1093493	1	04/05/18 19:23	04/05/18 19:23	MCG
Wet Chemistry by Method 3500Fe B-2011	WG1092495	1	04/02/18 12:16	04/02/18 12:16	CSU
Wet Chemistry by Method 9056A	WG1092008	1	03/31/18 22:48	03/31/18 22:48	CSU
Wet Chemistry by Method 9060A	WG1092382	1	04/02/18 23:34	04/02/18 23:34	SJM
Volatile Organic Compounds (GC) by Method RSK175	WG1093028	1	04/04/18 10:36	04/04/18 10:36	AMC
Volatile Organic Compounds (GC/MS) by Method 8260B	WG1092320	1	04/02/18 07:09	04/02/18 07:09	BMB

KENGLA-1 L982040-10 GW

Collected by: Steve Sutherland | Collected date/time: 03/30/18 14:30 | Received date/time: 03/31/18 08:45

Method	Batch	Dilution	Preparation date/time	Analysis date/time	Analyst
Wet Chemistry by Method 2320 B-2011	WG1093493	1	04/05/18 19:45	04/05/18 19:45	MCG
Wet Chemistry by Method 3500Fe B-2011	WG1092495	1	04/02/18 12:17	04/02/18 12:17	CSU
Wet Chemistry by Method 9056A	WG1092008	1	03/31/18 23:03	03/31/18 23:03	CSU
Wet Chemistry by Method 9060A	WG1092686	1	04/03/18 09:33	04/03/18 09:33	SJM
Volatile Organic Compounds (GC) by Method RSK175	WG1093028	1	04/04/18 10:38	04/04/18 10:38	AMC
Volatile Organic Compounds (GC/MS) by Method 8260B	WG1092320	1	04/02/18 07:29	04/02/18 07:29	BMB

TRIP BLANK L982040-11 GW

Collected by: Steve Sutherland | Collected date/time: 03/29/18 00:00 | Received date/time: 03/31/18 08:45

Method	Batch	Dilution	Preparation date/time	Analysis date/time	Analyst
Volatile Organic Compounds (GC/MS) by Method 8260B	WG1092320	1	04/02/18 01:23	04/02/18 01:23	BMB

All sample aliquots were received at the correct temperature, in the proper containers, with the appropriate preservatives, and within method specified holding times, unless qualified or notated within the report. Where applicable, all MDL (LOD) and RDL (LOQ) values reported for environmental samples have been corrected for the dilution factor used in the analysis. All radiochemical sample results for solids are reported on a dry weight basis with the exception of tritium, carbon-14 and radon, unless wet weight was requested by the client. All Method and Batch Quality Control are within established criteria except where addressed in this case narrative, a non-conformance form or properly qualified within the sample results. By my digital signature below, I affirm to the best of my knowledge, all problems/anomalies observed by the laboratory as having the potential to affect the quality of the data have been identified by the laboratory, and no information or data have been knowingly withheld that would affect the quality of the data.

Daphne R Richards

Daphne Richards
Technical Service Representative

Sample Handling and Receiving

The following samples were prepared and/or analyzed past recommended holding time. Concentrations should be considered minimum values.

ESC Sample ID	Project Sample ID	Method
L982040-03	MW-1	3500Fe B-2011
L982040-06	MW-2	3500Fe B-2011
L982040-07	KENGLA-2	3500Fe B-2011
L982040-08	KENGLA-3N	3500Fe B-2011
L982040-09	KENGLA-1R	3500Fe B-2011
L982040-10	KENGLA-1	3500Fe B-2011

Volatile Organic Compounds (GC/MS) by Method 8260B

Analyte	Result mg/l	Qualifier	MDL mg/l	RDL mg/l	Dilution	Analysis date / time	Batch
Acetone	U		0.0100	0.0500	1	04/02/2018 04:22	WG1092320
Acrolein	U	L1	0.00887	0.0500	1	04/02/2018 04:22	WG1092320
Acrylonitrile	U		0.00187	0.0100	1	04/02/2018 04:22	WG1092320
Benzene	U		0.000331	0.00100	1	04/02/2018 04:22	WG1092320
Bromobenzene	U		0.000352	0.00100	1	04/02/2018 04:22	WG1092320
Bromodichloromethane	U		0.000380	0.00100	1	04/02/2018 04:22	WG1092320
Bromoform	U		0.000469	0.00100	1	04/02/2018 04:22	WG1092320
Bromomethane	U		0.000866	0.00500	1	04/02/2018 04:22	WG1092320
1,3-Butadiene	U		0.000330	0.00200	1	04/02/2018 04:22	WG1092320
n-Butylbenzene	U		0.000361	0.00100	1	04/02/2018 04:22	WG1092320
sec-Butylbenzene	U		0.000365	0.00100	1	04/02/2018 04:22	WG1092320
tert-Butylbenzene	U		0.000399	0.00100	1	04/02/2018 04:22	WG1092320
Carbon tetrachloride	U		0.000379	0.00100	1	04/02/2018 04:22	WG1092320
Carbon disulfide	U		0.000275	0.00100	1	04/02/2018 04:22	WG1092320
Chlorobenzene	U		0.000348	0.00100	1	04/02/2018 04:22	WG1092320
Chlorodibromomethane	U		0.000327	0.00100	1	04/02/2018 04:22	WG1092320
Chloroethane	U		0.000453	0.00500	1	04/02/2018 04:22	WG1092320
Chloroform	U		0.000324	0.00500	1	04/02/2018 04:22	WG1092320
Chloromethane	U		0.000276	0.00250	1	04/02/2018 04:22	WG1092320
Cyclohexane	U		0.000390	0.00100	1	04/02/2018 04:22	WG1092320
2-Chlorotoluene	U		0.000375	0.00100	1	04/02/2018 04:22	WG1092320
4-Chlorotoluene	U		0.000351	0.00100	1	04/02/2018 04:22	WG1092320
1,2-Dibromo-3-Chloropropane	U		0.00133	0.00500	1	04/02/2018 04:22	WG1092320
1,2-Dibromoethane	U		0.000381	0.00100	1	04/02/2018 04:22	WG1092320
Dibromomethane	U		0.000346	0.00100	1	04/02/2018 04:22	WG1092320
1,2-Dichlorobenzene	U		0.000349	0.00100	1	04/02/2018 04:22	WG1092320
1,3-Dichlorobenzene	U		0.000220	0.00100	1	04/02/2018 04:22	WG1092320
1,4-Dichlorobenzene	U		0.000274	0.00100	1	04/02/2018 04:22	WG1092320
Dichlorodifluoromethane	U		0.000551	0.00500	1	04/02/2018 04:22	WG1092320
1,1-Dichloroethane	U		0.000259	0.00100	1	04/02/2018 04:22	WG1092320
1,2-Dichloroethane	U		0.000361	0.00100	1	04/02/2018 04:22	WG1092320
1,1-Dichloroethene	U		0.000398	0.00100	1	04/02/2018 04:22	WG1092320
cis-1,2-Dichloroethene	U		0.000260	0.00100	1	04/02/2018 04:22	WG1092320
trans-1,2-Dichloroethene	U		0.000396	0.00100	1	04/02/2018 04:22	WG1092320
1,2-Dichloropropane	U		0.000306	0.00100	1	04/02/2018 04:22	WG1092320
1,1-Dichloropropene	U		0.000352	0.00100	1	04/02/2018 04:22	WG1092320
1,3-Dichloropropane	U		0.000366	0.00100	1	04/02/2018 04:22	WG1092320
cis-1,3-Dichloropropene	U		0.000418	0.00100	1	04/02/2018 04:22	WG1092320
trans-1,3-Dichloropropene	U		0.000419	0.00100	1	04/02/2018 04:22	WG1092320
2,2-Dichloropropane	U		0.000321	0.00100	1	04/02/2018 04:22	WG1092320
Dicyclopentadiene	U		0.000219	0.00100	1	04/02/2018 04:22	WG1092320
Di-isopropyl ether	U		0.000320	0.00100	1	04/02/2018 04:22	WG1092320
Ethylbenzene	U		0.000384	0.00100	1	04/02/2018 04:22	WG1092320
4-Ethyltoluene	U		0.000172	0.00100	1	04/02/2018 04:22	WG1092320
Hexachloro-1,3-butadiene	U		0.000256	0.00100	1	04/02/2018 04:22	WG1092320
n-Hexane	U		0.000736	0.0100	1	04/02/2018 04:22	WG1092320
Isopropylbenzene	U		0.000326	0.00100	1	04/02/2018 04:22	WG1092320
p-Isopropyltoluene	U		0.000350	0.00100	1	04/02/2018 04:22	WG1092320
2-Butanone (MEK)	U		0.00393	0.0100	1	04/02/2018 04:22	WG1092320
Methyl Cyclohexane	U		0.000380	0.00100	1	04/02/2018 04:22	WG1092320
Methylene Chloride	U		0.00100	0.00500	1	04/02/2018 04:22	WG1092320
4-Methyl-2-pentanone (MIBK)	U		0.00214	0.0100	1	04/02/2018 04:22	WG1092320
Methyl tert-butyl ether	U		0.000367	0.00100	1	04/02/2018 04:22	WG1092320
Naphthalene	U		0.00100	0.00500	1	04/02/2018 04:22	WG1092320
Propene	U		0.000975	0.00250	1	04/02/2018 04:22	WG1092320
n-Propylbenzene	U		0.000349	0.00100	1	04/02/2018 04:22	WG1092320

Volatile Organic Compounds (GC/MS) by Method 8260B

Analyte	Result mg/l	Qualifier	MDL mg/l	RDL mg/l	Dilution	Analysis date / time	Batch
Styrene	U		0.000307	0.00100	1	04/02/2018 04:22	WG1092320
1,1,1,2-Tetrachloroethane	U		0.000385	0.00100	1	04/02/2018 04:22	WG1092320
1,1,2,2-Tetrachloroethane	U		0.000130	0.00100	1	04/02/2018 04:22	WG1092320
1,1,2-Trichlorotrifluoroethane	U		0.000303	0.00100	1	04/02/2018 04:22	WG1092320
Tetrachloroethene	0.00323		0.000372	0.00100	1	04/02/2018 04:22	WG1092320
Toluene	U		0.000412	0.00100	1	04/02/2018 04:22	WG1092320
1,2,3-Trichlorobenzene	U		0.000230	0.00100	1	04/02/2018 04:22	WG1092320
1,2,4-Trichlorobenzene	U		0.000355	0.00100	1	04/02/2018 04:22	WG1092320
1,1,1-Trichloroethane	U		0.000319	0.00100	1	04/02/2018 04:22	WG1092320
1,1,2-Trichloroethane	U		0.000383	0.00100	1	04/02/2018 04:22	WG1092320
Trichloroethene	U		0.000398	0.00100	1	04/02/2018 04:22	WG1092320
Trichlorofluoromethane	U		0.00120	0.00500	1	04/02/2018 04:22	WG1092320
1,2,3-Trichloropropane	U		0.000807	0.00250	1	04/02/2018 04:22	WG1092320
1,2,4-Trimethylbenzene	U		0.000373	0.00100	1	04/02/2018 04:22	WG1092320
1,2,3-Trimethylbenzene	U		0.000321	0.00100	1	04/02/2018 04:22	WG1092320
1,3,5-Trimethylbenzene	U		0.000387	0.00100	1	04/02/2018 04:22	WG1092320
Vinyl chloride	U		0.000259	0.00100	1	04/02/2018 04:22	WG1092320
Xylenes, Total	U		0.00106	0.00300	1	04/02/2018 04:22	WG1092320
(S) Toluene-d8	*97.9*			*80.0-120*		*04/02/2018 04:22*	WG1092320
(S) Dibromofluoromethane	*97.2*			*76.0-123*		*04/02/2018 04:22*	WG1092320
(S) 4-Bromofluorobenzene	*101*			*80.0-120*		*04/02/2018 04:22*	WG1092320

Volatile Organic Compounds (GC/MS) by Method 8260B

Analyte	Result mg/l	Qualifier	MDL mg/l	RDL mg/l	Dilution	Analysis date / time	Batch
Acetone	U		0.0100	0.0500	1	04/02/2018 04:42	WG1092320
Acrolein	U	L1	0.00887	0.0500	1	04/02/2018 04:42	WG1092320
Acrylonitrile	U		0.00187	0.0100	1	04/02/2018 04:42	WG1092320
Benzene	U		0.000331	0.00100	1	04/02/2018 04:42	WG1092320
Bromobenzene	U		0.000352	0.00100	1	04/02/2018 04:42	WG1092320
Bromodichloromethane	U		0.000380	0.00100	1	04/02/2018 04:42	WG1092320
Bromoform	U		0.000469	0.00100	1	04/02/2018 04:42	WG1092320
Bromomethane	U		0.000866	0.00500	1	04/02/2018 04:42	WG1092320
1,3-Butadiene	U		0.000330	0.00200	1	04/02/2018 04:42	WG1092320
n-Butylbenzene	U		0.000361	0.00100	1	04/02/2018 04:42	WG1092320
sec-Butylbenzene	U		0.000365	0.00100	1	04/02/2018 04:42	WG1092320
tert-Butylbenzene	U		0.000399	0.00100	1	04/02/2018 04:42	WG1092320
Carbon tetrachloride	U		0.000379	0.00100	1	04/02/2018 04:42	WG1092320
Carbon disulfide	U		0.000275	0.00100	1	04/02/2018 04:42	WG1092320
Chlorobenzene	U		0.000348	0.00100	1	04/02/2018 04:42	WG1092320
Chlorodibromomethane	U		0.000327	0.00100	1	04/02/2018 04:42	WG1092320
Chloroethane	U		0.000453	0.00500	1	04/02/2018 04:42	WG1092320
Chloroform	U		0.000324	0.00500	1	04/02/2018 04:42	WG1092320
Chloromethane	U		0.000276	0.00250	1	04/02/2018 04:42	WG1092320
Cyclohexane	U		0.000390	0.00100	1	04/02/2018 04:42	WG1092320
2-Chlorotoluene	U		0.000375	0.00100	1	04/02/2018 04:42	WG1092320
4-Chlorotoluene	U		0.000351	0.00100	1	04/02/2018 04:42	WG1092320
1,2-Dibromo-3-Chloropropane	U		0.00133	0.00500	1	04/02/2018 04:42	WG1092320
1,2-Dibromoethane	U		0.000381	0.00100	1	04/02/2018 04:42	WG1092320
Dibromomethane	U		0.000346	0.00100	1	04/02/2018 04:42	WG1092320
1,2-Dichlorobenzene	U		0.000349	0.00100	1	04/02/2018 04:42	WG1092320
1,3-Dichlorobenzene	U		0.000220	0.00100	1	04/02/2018 04:42	WG1092320
1,4-Dichlorobenzene	U		0.000274	0.00100	1	04/02/2018 04:42	WG1092320
Dichlorodifluoromethane	U		0.000551	0.00500	1	04/02/2018 04:42	WG1092320
1,1-Dichloroethane	U		0.000259	0.00100	1	04/02/2018 04:42	WG1092320
1,2-Dichloroethane	U		0.000361	0.00100	1	04/02/2018 04:42	WG1092320
1,1-Dichloroethene	U		0.000398	0.00100	1	04/02/2018 04:42	WG1092320
cis-1,2-Dichloroethene	U		0.000260	0.00100	1	04/02/2018 04:42	WG1092320
trans-1,2-Dichloroethene	U		0.000396	0.00100	1	04/02/2018 04:42	WG1092320
1,2-Dichloropropane	U		0.000306	0.00100	1	04/02/2018 04:42	WG1092320
1,1-Dichloropropene	U		0.000352	0.00100	1	04/02/2018 04:42	WG1092320
1,3-Dichloropropane	U		0.000366	0.00100	1	04/02/2018 04:42	WG1092320
cis-1,3-Dichloropropene	U		0.000418	0.00100	1	04/02/2018 04:42	WG1092320
trans-1,3-Dichloropropene	U		0.000419	0.00100	1	04/02/2018 04:42	WG1092320
2,2-Dichloropropane	U		0.000321	0.00100	1	04/02/2018 04:42	WG1092320
Dicyclopentadiene	U		0.000219	0.00100	1	04/02/2018 04:42	WG1092320
Di-isopropyl ether	U		0.000320	0.00100	1	04/02/2018 04:42	WG1092320
Ethylbenzene	U		0.000384	0.00100	1	04/02/2018 04:42	WG1092320
4-Ethyltoluene	U		0.000172	0.00100	1	04/02/2018 04:42	WG1092320
Hexachloro-1,3-butadiene	U		0.000256	0.00100	1	04/02/2018 04:42	WG1092320
n-Hexane	U		0.000736	0.0100	1	04/02/2018 04:42	WG1092320
Isopropylbenzene	U		0.000326	0.00100	1	04/02/2018 04:42	WG1092320
p-Isopropyltoluene	U		0.000350	0.00100	1	04/02/2018 04:42	WG1092320
2-Butanone (MEK)	U		0.00393	0.0100	1	04/02/2018 04:42	WG1092320
Methyl Cyclohexane	U		0.000380	0.00100	1	04/02/2018 04:42	WG1092320
Methylene Chloride	U		0.00100	0.00500	1	04/02/2018 04:42	WG1092320
4-Methyl-2-pentanone (MIBK)	U		0.00214	0.0100	1	04/02/2018 04:42	WG1092320
Methyl tert-butyl ether	U		0.000367	0.00100	1	04/02/2018 04:42	WG1092320
Naphthalene	U		0.00100	0.00500	1	04/02/2018 04:42	WG1092320
Propene	U		0.000975	0.00250	1	04/02/2018 04:42	WG1092320
n-Propylbenzene	U		0.000349	0.00100	1	04/02/2018 04:42	WG1092320

Volatile Organic Compounds (GC/MS) by Method 8260B

Analyte	Result mg/l	Qualifier	MDL mg/l	RDL mg/l	Dilution	Analysis date / time	Batch
Styrene	U		0.000307	0.00100	1	04/02/2018 04:42	WG1092320
1,1,1,2-Tetrachloroethane	U		0.000385	0.00100	1	04/02/2018 04:42	WG1092320
1,1,2,2-Tetrachloroethane	U		0.000130	0.00100	1	04/02/2018 04:42	WG1092320
1,1,2-Trichlorotrifluoroethane	U		0.000303	0.00100	1	04/02/2018 04:42	WG1092320
Tetrachloroethene	0.00133		0.000372	0.00100	1	04/02/2018 04:42	WG1092320
Toluene	U		0.000412	0.00100	1	04/02/2018 04:42	WG1092320
1,2,3-Trichlorobenzene	U		0.000230	0.00100	1	04/02/2018 04:42	WG1092320
1,2,4-Trichlorobenzene	U		0.000355	0.00100	1	04/02/2018 04:42	WG1092320
1,1,1-Trichloroethane	U		0.000319	0.00100	1	04/02/2018 04:42	WG1092320
1,1,2-Trichloroethane	U		0.000383	0.00100	1	04/02/2018 04:42	WG1092320
Trichloroethene	U		0.000398	0.00100	1	04/02/2018 04:42	WG1092320
Trichlorofluoromethane	U		0.00120	0.00500	1	04/02/2018 04:42	WG1092320
1,2,3-Trichloropropane	U		0.000807	0.00250	1	04/02/2018 04:42	WG1092320
1,2,4-Trimethylbenzene	U		0.000373	0.00100	1	04/02/2018 04:42	WG1092320
1,2,3-Trimethylbenzene	U		0.000321	0.00100	1	04/02/2018 04:42	WG1092320
1,3,5-Trimethylbenzene	U		0.000387	0.00100	1	04/02/2018 04:42	WG1092320
Vinyl chloride	U		0.000259	0.00100	1	04/02/2018 04:42	WG1092320
Xylenes, Total	U		0.00106	0.00300	1	04/02/2018 04:42	WG1092320
(S) Toluene-d8	*99.1*			*80.0-120*		*04/02/2018 04:42*	WG1092320
(S) Dibromofluoromethane	*101*			*76.0-123*		*04/02/2018 04:42*	WG1092320
(S) 4-Bromofluorobenzene	*98.2*			*80.0-120*		*04/02/2018 04:42*	WG1092320

Wet Chemistry by Method 2320 B-2011

Analyte	Result mg/l	Qualifier	MDL mg/l	RDL mg/l	Dilution	Analysis date / time	Batch
Alkalinity	293		2.71	20.0	1	04/05/2018 18:58	WG1093493

Sample Narrative:

L982040-03 WG1093493: Endpoint pH 4.5

Wet Chemistry by Method 3500Fe B-2011

Analyte	Result mg/l	Qualifier	MDL mg/l	RDL mg/l	Dilution	Analysis date / time	Batch
Ferrous Iron	5.09		0.0300	0.100	2	04/02/2018 12:13	WG1092495

Wet Chemistry by Method 9056A

Analyte	Result mg/l	Qualifier	MDL mg/l	RDL mg/l	Dilution	Analysis date / time	Batch
Chloride	31.6		0.0519	1.00	1	03/31/2018 14:04	WG1092008
Nitrate as (N)	U		0.0227	0.100	1	03/31/2018 14:04	WG1092008
Nitrite as (N)	U		0.0277	0.100	1	03/31/2018 14:04	WG1092008
Sulfate	22.7		0.0774	5.00	1	03/31/2018 14:04	WG1092008

Wet Chemistry by Method 9060A

Analyte	Result mg/l	Qualifier	MDL mg/l	RDL mg/l	Dilution	Analysis date / time	Batch
TOC (Total Organic Carbon)	2.04	B1	0.102	1.00	1	04/02/2018 22:49	WG1092382

Volatile Organic Compounds (GC) by Method RSK175

Analyte	Result mg/l	Qualifier	MDL mg/l	RDL mg/l	Dilution	Analysis date / time	Batch
Methane	0.0293		0.00291	0.0100	1	04/04/2018 10:24	WG1093028
Ethane	0.00765	E4	0.00407	0.0130	1	04/04/2018 10:24	WG1093028
Ethene	U		0.00426	0.0130	1	04/04/2018 10:24	WG1093028

Volatile Organic Compounds (GC/MS) by Method 8260B

Analyte	Result mg/l	Qualifier	MDL mg/l	RDL mg/l	Dilution	Analysis date / time	Batch
Acetone	U		0.0100	0.0500	1	04/02/2018 05:10	WG1092320
Acrolein	U	L1	0.00887	0.0500	1	04/02/2018 05:10	WG1092320
Acrylonitrile	U		0.00187	0.0100	1	04/02/2018 05:10	WG1092320
Benzene	U		0.000331	0.00100	1	04/02/2018 05:10	WG1092320
Bromobenzene	U		0.000352	0.00100	1	04/02/2018 05:10	WG1092320
Bromodichloromethane	U		0.000380	0.00100	1	04/02/2018 05:10	WG1092320
Bromoform	U		0.000469	0.00100	1	04/02/2018 05:10	WG1092320
Bromomethane	U		0.000866	0.00500	1	04/02/2018 05:10	WG1092320
1,3-Butadiene	U		0.000330	0.00200	1	04/02/2018 05:10	WG1092320
n-Butylbenzene	U		0.000361	0.00100	1	04/02/2018 05:10	WG1092320
sec-Butylbenzene	U		0.000365	0.00100	1	04/02/2018 05:10	WG1092320
tert-Butylbenzene	U		0.000399	0.00100	1	04/02/2018 05:10	WG1092320
Carbon tetrachloride	U		0.000379	0.00100	1	04/02/2018 05:10	WG1092320
Carbon disulfide	U		0.000275	0.00100	1	04/02/2018 05:10	WG1092320
Chlorobenzene	U		0.000348	0.00100	1	04/02/2018 05:10	WG1092320
Chlorodibromomethane	U		0.000327	0.00100	1	04/02/2018 05:10	WG1092320
Chloroethane	U		0.000453	0.00500	1	04/02/2018 05:10	WG1092320
Chloroform	U		0.000324	0.00500	1	04/02/2018 05:10	WG1092320
Chloromethane	U		0.000276	0.00250	1	04/02/2018 05:10	WG1092320
Cyclohexane	U		0.000390	0.00100	1	04/02/2018 05:10	WG1092320

Volatile Organic Compounds (GC/MS) by Method 8260B

Analyte	Result mg/l	Qualifier	MDL mg/l	RDL mg/l	Dilution	Analysis date / time	Batch
2-Chlorotoluene	U		0.000375	0.00100	1	04/02/2018 05:10	WG1092320
4-Chlorotoluene	U		0.000351	0.00100	1	04/02/2018 05:10	WG1092320
1,2-Dibromo-3-Chloropropane	U		0.00133	0.00500	1	04/02/2018 05:10	WG1092320
1,2-Dibromoethane	U		0.000381	0.00100	1	04/02/2018 05:10	WG1092320
Dibromomethane	U		0.000346	0.00100	1	04/02/2018 05:10	WG1092320
1,2-Dichlorobenzene	U		0.000349	0.00100	1	04/02/2018 05:10	WG1092320
1,3-Dichlorobenzene	U		0.000220	0.00100	1	04/02/2018 05:10	WG1092320
1,4-Dichlorobenzene	U		0.000274	0.00100	1	04/02/2018 05:10	WG1092320
Dichlorodifluoromethane	U		0.000551	0.00500	1	04/02/2018 05:10	WG1092320
1,1-Dichloroethane	U		0.000259	0.00100	1	04/02/2018 05:10	WG1092320
1,2-Dichloroethane	U		0.000361	0.00100	1	04/02/2018 05:10	WG1092320
1,1-Dichloroethene	U		0.000398	0.00100	1	04/02/2018 05:10	WG1092320
cis-1,2-Dichloroethene	U		0.000260	0.00100	1	04/02/2018 05:10	WG1092320
trans-1,2-Dichloroethene	U		0.000396	0.00100	1	04/02/2018 05:10	WG1092320
1,2-Dichloropropane	U		0.000306	0.00100	1	04/02/2018 05:10	WG1092320
1,1-Dichloropropene	U		0.000352	0.00100	1	04/02/2018 05:10	WG1092320
1,3-Dichloropropane	U		0.000366	0.00100	1	04/02/2018 05:10	WG1092320
cis-1,3-Dichloropropene	U		0.000418	0.00100	1	04/02/2018 05:10	WG1092320
trans-1,3-Dichloropropene	U		0.000419	0.00100	1	04/02/2018 05:10	WG1092320
2,2-Dichloropropane	U		0.000321	0.00100	1	04/02/2018 05:10	WG1092320
Dicyclopentadiene	U		0.000219	0.00100	1	04/02/2018 05:10	WG1092320
Di-isopropyl ether	U		0.000320	0.00100	1	04/02/2018 05:10	WG1092320
Ethylbenzene	U		0.000384	0.00100	1	04/02/2018 05:10	WG1092320
4-Ethyltoluene	U		0.000172	0.00100	1	04/02/2018 05:10	WG1092320
Hexachloro-1,3-butadiene	U		0.000256	0.00100	1	04/02/2018 05:10	WG1092320
n-Hexane	U		0.000736	0.0100	1	04/02/2018 05:10	WG1092320
Isopropylbenzene	U		0.000326	0.00100	1	04/02/2018 05:10	WG1092320
p-Isopropyltoluene	U		0.000350	0.00100	1	04/02/2018 05:10	WG1092320
2-Butanone (MEK)	U		0.00393	0.0100	1	04/02/2018 05:10	WG1092320
Methyl Cyclohexane	U		0.000380	0.00100	1	04/02/2018 05:10	WG1092320
Methylene Chloride	U		0.00100	0.00500	1	04/02/2018 05:10	WG1092320
4-Methyl-2-pentanone (MIBK)	U		0.00214	0.0100	1	04/02/2018 05:10	WG1092320
Methyl tert-butyl ether	U		0.000367	0.00100	1	04/02/2018 05:10	WG1092320
Naphthalene	U		0.00100	0.00500	1	04/02/2018 05:10	WG1092320
Propene	0.0115		0.000975	0.00250	1	04/02/2018 05:10	WG1092320
n-Propylbenzene	U		0.000349	0.00100	1	04/02/2018 05:10	WG1092320
Styrene	U		0.000307	0.00100	1	04/02/2018 05:10	WG1092320
1,1,1,2-Tetrachloroethane	U		0.000385	0.00100	1	04/02/2018 05:10	WG1092320
1,1,2,2-Tetrachloroethane	U		0.000130	0.00100	1	04/02/2018 05:10	WG1092320
1,1,2-Trichlorotrifluoroethane	U		0.000303	0.00100	1	04/02/2018 05:10	WG1092320
Tetrachloroethene	0.00381		0.000372	0.00100	1	04/02/2018 05:10	WG1092320
Toluene	0.000430	E4	0.000412	0.00100	1	04/02/2018 05:10	WG1092320
1,2,3-Trichlorobenzene	U		0.000230	0.00100	1	04/02/2018 05:10	WG1092320
1,2,4-Trichlorobenzene	U		0.000355	0.00100	1	04/02/2018 05:10	WG1092320
1,1,1-Trichloroethane	U		0.000319	0.00100	1	04/02/2018 05:10	WG1092320
1,1,2-Trichloroethane	U		0.000383	0.00100	1	04/02/2018 05:10	WG1092320
Trichloroethene	U		0.000398	0.00100	1	04/02/2018 05:10	WG1092320
Trichlorofluoromethane	U		0.00120	0.00500	1	04/02/2018 05:10	WG1092320
1,2,3-Trichloropropane	U		0.000807	0.00250	1	04/02/2018 05:10	WG1092320
1,2,4-Trimethylbenzene	U		0.000373	0.00100	1	04/02/2018 05:10	WG1092320
1,2,3-Trimethylbenzene	U		0.000321	0.00100	1	04/02/2018 05:10	WG1092320
1,3,5-Trimethylbenzene	U		0.000387	0.00100	1	04/02/2018 05:10	WG1092320
Vinyl chloride	U		0.000259	0.00100	1	04/02/2018 05:10	WG1092320
Xylenes, Total	U		0.00106	0.00300	1	04/02/2018 05:10	WG1092320
(S) Toluene-d8	*96.1*			*80.0-120*		*04/02/2018 05:10*	WG1092320
(S) Dibromofluoromethane	*98.9*			*76.0-123*		*04/02/2018 05:10*	WG1092320

Volatile Organic Compounds (GC/MS) by Method 8260B

Analyte	Result mg/l	Qualifier	MDL mg/l	RDL mg/l	Dilution	Analysis date / time	Batch
(S) 4-Bromofluorobenzene	*98.6*			*80.0-120*		*04/02/2018 05:10*	WG1092320

Volatile Organic Compounds (GC/MS) by Method 8260B

Analyte	Result mg/l	Qualifier	MDL mg/l	RDL mg/l	Dilution	Analysis date / time	Batch
Acetone	U		0.0100	0.0500	1	04/02/2018 05:30	WG1092320
Acrolein	U	L1	0.00887	0.0500	1	04/02/2018 05:30	WG1092320
Acrylonitrile	U		0.00187	0.0100	1	04/02/2018 05:30	WG1092320
Benzene	U		0.000331	0.00100	1	04/02/2018 05:30	WG1092320
Bromobenzene	U		0.000352	0.00100	1	04/02/2018 05:30	WG1092320
Bromodichloromethane	U		0.000380	0.00100	1	04/02/2018 05:30	WG1092320
Bromoform	U		0.000469	0.00100	1	04/02/2018 05:30	WG1092320
Bromomethane	U		0.000866	0.00500	1	04/02/2018 05:30	WG1092320
1,3-Butadiene	U		0.000330	0.00200	1	04/02/2018 05:30	WG1092320
n-Butylbenzene	U		0.000361	0.00100	1	04/02/2018 05:30	WG1092320
sec-Butylbenzene	U		0.000365	0.00100	1	04/02/2018 05:30	WG1092320
tert-Butylbenzene	U		0.000399	0.00100	1	04/02/2018 05:30	WG1092320
Carbon tetrachloride	U		0.000379	0.00100	1	04/02/2018 05:30	WG1092320
Carbon disulfide	U		0.000275	0.00100	1	04/02/2018 05:30	WG1092320
Chlorobenzene	U		0.000348	0.00100	1	04/02/2018 05:30	WG1092320
Chlorodibromomethane	U		0.000327	0.00100	1	04/02/2018 05:30	WG1092320
Chloroethane	U		0.000453	0.00500	1	04/02/2018 05:30	WG1092320
Chloroform	U		0.000324	0.00500	1	04/02/2018 05:30	WG1092320
Chloromethane	U		0.000276	0.00250	1	04/02/2018 05:30	WG1092320
Cyclohexane	U		0.000390	0.00100	1	04/02/2018 05:30	WG1092320
2-Chlorotoluene	U		0.000375	0.00100	1	04/02/2018 05:30	WG1092320
4-Chlorotoluene	U		0.000351	0.00100	1	04/02/2018 05:30	WG1092320
1,2-Dibromo-3-Chloropropane	U		0.00133	0.00500	1	04/02/2018 05:30	WG1092320
1,2-Dibromoethane	U		0.000381	0.00100	1	04/02/2018 05:30	WG1092320
Dibromomethane	U		0.000346	0.00100	1	04/02/2018 05:30	WG1092320
1,2-Dichlorobenzene	U		0.000349	0.00100	1	04/02/2018 05:30	WG1092320
1,3-Dichlorobenzene	U		0.000220	0.00100	1	04/02/2018 05:30	WG1092320
1,4-Dichlorobenzene	U		0.000274	0.00100	1	04/02/2018 05:30	WG1092320
Dichlorodifluoromethane	U		0.000551	0.00500	1	04/02/2018 05:30	WG1092320
1,1-Dichloroethane	0.000840	E4	0.000259	0.00100	1	04/02/2018 05:30	WG1092320
1,2-Dichloroethane	U		0.000361	0.00100	1	04/02/2018 05:30	WG1092320
1,1-Dichloroethene	U		0.000398	0.00100	1	04/02/2018 05:30	WG1092320
cis-1,2-Dichloroethene	0.00261		0.000260	0.00100	1	04/02/2018 05:30	WG1092320
trans-1,2-Dichloroethene	U		0.000396	0.00100	1	04/02/2018 05:30	WG1092320
1,2-Dichloropropane	U		0.000306	0.00100	1	04/02/2018 05:30	WG1092320
1,1-Dichloropropene	U		0.000352	0.00100	1	04/02/2018 05:30	WG1092320
1,3-Dichloropropane	U		0.000366	0.00100	1	04/02/2018 05:30	WG1092320
cis-1,3-Dichloropropene	U		0.000418	0.00100	1	04/02/2018 05:30	WG1092320
trans-1,3-Dichloropropene	U		0.000419	0.00100	1	04/02/2018 05:30	WG1092320
2,2-Dichloropropane	U		0.000321	0.00100	1	04/02/2018 05:30	WG1092320
Dicyclopentadiene	U		0.000219	0.00100	1	04/02/2018 05:30	WG1092320
Di-isopropyl ether	U		0.000320	0.00100	1	04/02/2018 05:30	WG1092320
Ethylbenzene	U		0.000384	0.00100	1	04/02/2018 05:30	WG1092320
4-Ethyltoluene	U		0.000172	0.00100	1	04/02/2018 05:30	WG1092320
Hexachloro-1,3-butadiene	U		0.000256	0.00100	1	04/02/2018 05:30	WG1092320
n-Hexane	U		0.000736	0.0100	1	04/02/2018 05:30	WG1092320
Isopropylbenzene	U		0.000326	0.00100	1	04/02/2018 05:30	WG1092320
p-Isopropyltoluene	U		0.000350	0.00100	1	04/02/2018 05:30	WG1092320
2-Butanone (MEK)	U		0.00393	0.0100	1	04/02/2018 05:30	WG1092320
Methyl Cyclohexane	U		0.000380	0.00100	1	04/02/2018 05:30	WG1092320
Methylene Chloride	U		0.00100	0.00500	1	04/02/2018 05:30	WG1092320
4-Methyl-2-pentanone (MIBK)	U		0.00214	0.0100	1	04/02/2018 05:30	WG1092320
Methyl tert-butyl ether	U		0.000367	0.00100	1	04/02/2018 05:30	WG1092320
Naphthalene	U		0.00100	0.00500	1	04/02/2018 05:30	WG1092320
Propene	U		0.000975	0.00250	1	04/02/2018 05:30	WG1092320
n-Propylbenzene	U		0.000349	0.00100	1	04/02/2018 05:30	WG1092320

Volatile Organic Compounds (GC/MS) by Method 8260B

Analyte	Result mg/l	Qualifier	MDL mg/l	RDL mg/l	Dilution	Analysis date / time	Batch
Styrene	U		0.000307	0.00100	1	04/02/2018 05:30	WG1092320
1,1,1,2-Tetrachloroethane	U		0.000385	0.00100	1	04/02/2018 05:30	WG1092320
1,1,2,2-Tetrachloroethane	U		0.000130	0.00100	1	04/02/2018 05:30	WG1092320
1,1,2-Trichlorotrifluoroethane	U		0.000303	0.00100	1	04/02/2018 05:30	WG1092320
Tetrachloroethene	0.00923		0.000372	0.00100	1	04/02/2018 05:30	WG1092320
Toluene	0.000686	E4	0.000412	0.00100	1	04/02/2018 05:30	WG1092320
1,2,3-Trichlorobenzene	U		0.000230	0.00100	1	04/02/2018 05:30	WG1092320
1,2,4-Trichlorobenzene	U		0.000355	0.00100	1	04/02/2018 05:30	WG1092320
1,1,1-Trichloroethane	U		0.000319	0.00100	1	04/02/2018 05:30	WG1092320
1,1,2-Trichloroethane	U		0.000383	0.00100	1	04/02/2018 05:30	WG1092320
Trichloroethene	0.000588	E4	0.000398	0.00100	1	04/02/2018 05:30	WG1092320
Trichlorofluoromethane	U		0.00120	0.00500	1	04/02/2018 05:30	WG1092320
1,2,3-Trichloropropane	U		0.000807	0.00250	1	04/02/2018 05:30	WG1092320
1,2,4-Trimethylbenzene	U		0.000373	0.00100	1	04/02/2018 05:30	WG1092320
1,2,3-Trimethylbenzene	U		0.000321	0.00100	1	04/02/2018 05:30	WG1092320
1,3,5-Trimethylbenzene	U		0.000387	0.00100	1	04/02/2018 05:30	WG1092320
Vinyl chloride	U		0.000259	0.00100	1	04/02/2018 05:30	WG1092320
Xylenes, Total	U		0.00106	0.00300	1	04/02/2018 05:30	WG1092320
(S) Toluene-d8	*101*			*80.0-120*		*04/02/2018 05:30*	WG1092320
(S) Dibromofluoromethane	*103*			*76.0-123*		*04/02/2018 05:30*	WG1092320
(S) 4-Bromofluorobenzene	*95.2*			*80.0-120*		*04/02/2018 05:30*	WG1092320

Volatile Organic Compounds (GC/MS) by Method 8260B

Analyte	Result mg/l	Qualifier	MDL mg/l	RDL mg/l	Dilution	Analysis date / time	Batch
Acetone	U		0.0100	0.0500	1	04/02/2018 05:50	WG1092320
Acrolein	U	L1	0.00887	0.0500	1	04/02/2018 05:50	WG1092320
Acrylonitrile	U		0.00187	0.0100	1	04/02/2018 05:50	WG1092320
Benzene	U		0.000331	0.00100	1	04/02/2018 05:50	WG1092320
Bromobenzene	U		0.000352	0.00100	1	04/02/2018 05:50	WG1092320
Bromodichloromethane	U		0.000380	0.00100	1	04/02/2018 05:50	WG1092320
Bromoform	U		0.000469	0.00100	1	04/02/2018 05:50	WG1092320
Bromomethane	U		0.000866	0.00500	1	04/02/2018 05:50	WG1092320
1,3-Butadiene	U		0.000330	0.00200	1	04/02/2018 05:50	WG1092320
n-Butylbenzene	U		0.000361	0.00100	1	04/02/2018 05:50	WG1092320
sec-Butylbenzene	U		0.000365	0.00100	1	04/02/2018 05:50	WG1092320
tert-Butylbenzene	U		0.000399	0.00100	1	04/02/2018 05:50	WG1092320
Carbon tetrachloride	U		0.000379	0.00100	1	04/02/2018 05:50	WG1092320
Carbon disulfide	U		0.000275	0.00100	1	04/02/2018 05:50	WG1092320
Chlorobenzene	U		0.000348	0.00100	1	04/02/2018 05:50	WG1092320
Chlorodibromomethane	U		0.000327	0.00100	1	04/02/2018 05:50	WG1092320
Chloroethane	U		0.000453	0.00500	1	04/02/2018 05:50	WG1092320
Chloroform	U		0.000324	0.00500	1	04/02/2018 05:50	WG1092320
Chloromethane	U		0.000276	0.00250	1	04/02/2018 05:50	WG1092320
Cyclohexane	U		0.000390	0.00100	1	04/02/2018 05:50	WG1092320
2-Chlorotoluene	U		0.000375	0.00100	1	04/02/2018 05:50	WG1092320
4-Chlorotoluene	U		0.000351	0.00100	1	04/02/2018 05:50	WG1092320
1,2-Dibromo-3-Chloropropane	U		0.00133	0.00500	1	04/02/2018 05:50	WG1092320
1,2-Dibromoethane	U		0.000381	0.00100	1	04/02/2018 05:50	WG1092320
Dibromomethane	U		0.000346	0.00100	1	04/02/2018 05:50	WG1092320
1,2-Dichlorobenzene	U		0.000349	0.00100	1	04/02/2018 05:50	WG1092320
1,3-Dichlorobenzene	U		0.000220	0.00100	1	04/02/2018 05:50	WG1092320
1,4-Dichlorobenzene	U		0.000274	0.00100	1	04/02/2018 05:50	WG1092320
Dichlorodifluoromethane	U		0.000551	0.00500	1	04/02/2018 05:50	WG1092320
1,1-Dichloroethane	U		0.000259	0.00100	1	04/02/2018 05:50	WG1092320
1,2-Dichloroethane	U		0.000361	0.00100	1	04/02/2018 05:50	WG1092320
1,1-Dichloroethene	U		0.000398	0.00100	1	04/02/2018 05:50	WG1092320
cis-1,2-Dichloroethene	U		0.000260	0.00100	1	04/02/2018 05:50	WG1092320
trans-1,2-Dichloroethene	U		0.000396	0.00100	1	04/02/2018 05:50	WG1092320
1,2-Dichloropropane	U		0.000306	0.00100	1	04/02/2018 05:50	WG1092320
1,1-Dichloropropene	U		0.000352	0.00100	1	04/02/2018 05:50	WG1092320
1,3-Dichloropropane	U		0.000366	0.00100	1	04/02/2018 05:50	WG1092320
cis-1,3-Dichloropropene	U		0.000418	0.00100	1	04/02/2018 05:50	WG1092320
trans-1,3-Dichloropropene	U		0.000419	0.00100	1	04/02/2018 05:50	WG1092320
2,2-Dichloropropane	U		0.000321	0.00100	1	04/02/2018 05:50	WG1092320
Dicyclopentadiene	U		0.000219	0.00100	1	04/02/2018 05:50	WG1092320
Di-isopropyl ether	U		0.000320	0.00100	1	04/02/2018 05:50	WG1092320
Ethylbenzene	U		0.000384	0.00100	1	04/02/2018 05:50	WG1092320
4-Ethyltoluene	U		0.000172	0.00100	1	04/02/2018 05:50	WG1092320
Hexachloro-1,3-butadiene	U		0.000256	0.00100	1	04/02/2018 05:50	WG1092320
n-Hexane	U		0.000736	0.0100	1	04/02/2018 05:50	WG1092320
Isopropylbenzene	U		0.000326	0.00100	1	04/02/2018 05:50	WG1092320
p-Isopropyltoluene	U		0.000350	0.00100	1	04/02/2018 05:50	WG1092320
2-Butanone (MEK)	U		0.00393	0.0100	1	04/02/2018 05:50	WG1092320
Methyl Cyclohexane	U		0.000380	0.00100	1	04/02/2018 05:50	WG1092320
Methylene Chloride	U		0.00100	0.00500	1	04/02/2018 05:50	WG1092320
4-Methyl-2-pentanone (MIBK)	U		0.00214	0.0100	1	04/02/2018 05:50	WG1092320
Methyl tert-butyl ether	U		0.000367	0.00100	1	04/02/2018 05:50	WG1092320
Naphthalene	U		0.00100	0.00500	1	04/02/2018 05:50	WG1092320
Propene	U		0.000975	0.00250	1	04/02/2018 05:50	WG1092320
n-Propylbenzene	U		0.000349	0.00100	1	04/02/2018 05:50	WG1092320

Volatile Organic Compounds (GC/MS) by Method 8260B

Analyte	Result mg/l	Qualifier	MDL mg/l	RDL mg/l	Dilution	Analysis date / time	Batch
Styrene	U		0.000307	0.00100	1	04/02/2018 05:50	WG1092320
1,1,1,2-Tetrachloroethane	U		0.000385	0.00100	1	04/02/2018 05:50	WG1092320
1,1,2,2-Tetrachloroethane	U		0.000130	0.00100	1	04/02/2018 05:50	WG1092320
1,1,2-Trichlorotrifluoroethane	U		0.000303	0.00100	1	04/02/2018 05:50	WG1092320
Tetrachloroethene	U		0.000372	0.00100	1	04/02/2018 05:50	WG1092320
Toluene	U		0.000412	0.00100	1	04/02/2018 05:50	WG1092320
1,2,3-Trichlorobenzene	U		0.000230	0.00100	1	04/02/2018 05:50	WG1092320
1,2,4-Trichlorobenzene	U		0.000355	0.00100	1	04/02/2018 05:50	WG1092320
1,1,1-Trichloroethane	U		0.000319	0.00100	1	04/02/2018 05:50	WG1092320
1,1,2-Trichloroethane	U		0.000383	0.00100	1	04/02/2018 05:50	WG1092320
Trichloroethene	U		0.000398	0.00100	1	04/02/2018 05:50	WG1092320
Trichlorofluoromethane	U		0.00120	0.00500	1	04/02/2018 05:50	WG1092320
1,2,3-Trichloropropane	U		0.000807	0.00250	1	04/02/2018 05:50	WG1092320
1,2,4-Trimethylbenzene	U		0.000373	0.00100	1	04/02/2018 05:50	WG1092320
1,2,3-Trimethylbenzene	U		0.000321	0.00100	1	04/02/2018 05:50	WG1092320
1,3,5-Trimethylbenzene	U		0.000387	0.00100	1	04/02/2018 05:50	WG1092320
Vinyl chloride	U		0.000259	0.00100	1	04/02/2018 05:50	WG1092320
Xylenes, Total	U		0.00106	0.00300	1	04/02/2018 05:50	WG1092320
(S) Toluene-d8	*101*			*80.0-120*		*04/02/2018 05:50*	WG1092320
(S) Dibromofluoromethane	*101*			*76.0-123*		*04/02/2018 05:50*	WG1092320
(S) 4-Bromofluorobenzene	*98.4*			*80.0-120*		*04/02/2018 05:50*	WG1092320

Wet Chemistry by Method 2320 B-2011

Analyte	Result mg/l	Qualifier	MDL mg/l	RDL mg/l	Dilution	Analysis date / time	Batch
Alkalinity	340		2.71	20.0	1	04/05/2018 19:04	WG1093493

Sample Narrative:

L982040-06 WG1093493: Endpoint pH 4.5 Headspace

Wet Chemistry by Method 3500Fe B-2011

Analyte	Result mg/l	Qualifier	MDL mg/l	RDL mg/l	Dilution	Analysis date / time	Batch
Ferrous Iron	2.19		0.0150	0.0500	1	04/02/2018 12:15	WG1092495

Wet Chemistry by Method 9056A

Analyte	Result mg/l	Qualifier	MDL mg/l	RDL mg/l	Dilution	Analysis date / time	Batch
Chloride	30.0		0.0519	1.00	1	03/31/2018 20:44	WG1092008
Nitrate as (N)	4.83		0.0227	0.100	1	03/31/2018 20:44	WG1092008
Nitrite as (N)	U		0.0277	0.100	1	03/31/2018 20:44	WG1092008
Sulfate	33.3		0.0774	5.00	1	03/31/2018 20:44	WG1092008

Wet Chemistry by Method 9060A

Analyte	Result mg/l	Qualifier	MDL mg/l	RDL mg/l	Dilution	Analysis date / time	Batch
TOC (Total Organic Carbon)	1.13	B1	0.102	1.00	1	04/02/2018 23:01	WG1092382

Volatile Organic Compounds (GC) by Method RSK175

Analyte	Result mg/l	Qualifier	MDL mg/l	RDL mg/l	Dilution	Analysis date / time	Batch
Methane	U		0.00291	0.0100	1	04/04/2018 10:28	WG1093028
Ethane	U		0.00407	0.0130	1	04/04/2018 10:28	WG1093028
Ethene	U		0.00426	0.0130	1	04/04/2018 10:28	WG1093028

Volatile Organic Compounds (GC/MS) by Method 8260B

Analyte	Result mg/l	Qualifier	MDL mg/l	RDL mg/l	Dilution	Analysis date / time	Batch
Acetone	U		0.0100	0.0500	1	04/02/2018 06:09	WG1092320
Acrolein	U	L1	0.00887	0.0500	1	04/02/2018 06:09	WG1092320
Acrylonitrile	U		0.00187	0.0100	1	04/02/2018 06:09	WG1092320
Benzene	U		0.000331	0.00100	1	04/02/2018 06:09	WG1092320
Bromobenzene	U		0.000352	0.00100	1	04/02/2018 06:09	WG1092320
Bromodichloromethane	U		0.000380	0.00100	1	04/02/2018 06:09	WG1092320
Bromoform	U		0.000469	0.00100	1	04/02/2018 06:09	WG1092320
Bromomethane	U		0.000866	0.00500	1	04/02/2018 06:09	WG1092320
1,3-Butadiene	U		0.000330	0.00200	1	04/02/2018 06:09	WG1092320
n-Butylbenzene	U		0.000361	0.00100	1	04/02/2018 06:09	WG1092320
sec-Butylbenzene	U		0.000365	0.00100	1	04/02/2018 06:09	WG1092320
tert-Butylbenzene	U		0.000399	0.00100	1	04/02/2018 06:09	WG1092320
Carbon tetrachloride	U		0.000379	0.00100	1	04/02/2018 06:09	WG1092320
Carbon disulfide	U		0.000275	0.00100	1	04/02/2018 06:09	WG1092320
Chlorobenzene	U		0.000348	0.00100	1	04/02/2018 06:09	WG1092320
Chlorodibromomethane	U		0.000327	0.00100	1	04/02/2018 06:09	WG1092320
Chloroethane	U		0.000453	0.00500	1	04/02/2018 06:09	WG1092320
Chloroform	U		0.000324	0.00500	1	04/02/2018 06:09	WG1092320
Chloromethane	U		0.000276	0.00250	1	04/02/2018 06:09	WG1092320
Cyclohexane	U		0.000390	0.00100	1	04/02/2018 06:09	WG1092320

Volatile Organic Compounds (GC/MS) by Method 8260B

Analyte	Result mg/l	Qualifier	MDL mg/l	RDL mg/l	Dilution	Analysis date / time	Batch
2-Chlorotoluene	U		0.000375	0.00100	1	04/02/2018 06:09	WG1092320
4-Chlorotoluene	U		0.000351	0.00100	1	04/02/2018 06:09	WG1092320
1,2-Dibromo-3-Chloropropane	U		0.00133	0.00500	1	04/02/2018 06:09	WG1092320
1,2-Dibromoethane	U		0.000381	0.00100	1	04/02/2018 06:09	WG1092320
Dibromomethane	U		0.000346	0.00100	1	04/02/2018 06:09	WG1092320
1,2-Dichlorobenzene	U		0.000349	0.00100	1	04/02/2018 06:09	WG1092320
1,3-Dichlorobenzene	U		0.000220	0.00100	1	04/02/2018 06:09	WG1092320
1,4-Dichlorobenzene	U		0.000274	0.00100	1	04/02/2018 06:09	WG1092320
Dichlorodifluoromethane	U		0.000551	0.00500	1	04/02/2018 06:09	WG1092320
1,1-Dichloroethane	0.000913	E4	0.000259	0.00100	1	04/02/2018 06:09	WG1092320
1,2-Dichloroethane	U		0.000361	0.00100	1	04/02/2018 06:09	WG1092320
1,1-Dichloroethene	U		0.000398	0.00100	1	04/02/2018 06:09	WG1092320
cis-1,2-Dichloroethene	0.00243		0.000260	0.00100	1	04/02/2018 06:09	WG1092320
trans-1,2-Dichloroethene	U		0.000396	0.00100	1	04/02/2018 06:09	WG1092320
1,2-Dichloropropane	U		0.000306	0.00100	1	04/02/2018 06:09	WG1092320
1,1-Dichloropropene	U		0.000352	0.00100	1	04/02/2018 06:09	WG1092320
1,3-Dichloropropane	U		0.000366	0.00100	1	04/02/2018 06:09	WG1092320
cis-1,3-Dichloropropene	U		0.000418	0.00100	1	04/02/2018 06:09	WG1092320
trans-1,3-Dichloropropene	U		0.000419	0.00100	1	04/02/2018 06:09	WG1092320
2,2-Dichloropropane	U		0.000321	0.00100	1	04/02/2018 06:09	WG1092320
Dicyclopentadiene	U		0.000219	0.00100	1	04/02/2018 06:09	WG1092320
Di-isopropyl ether	U		0.000320	0.00100	1	04/02/2018 06:09	WG1092320
Ethylbenzene	U		0.000384	0.00100	1	04/02/2018 06:09	WG1092320
4-Ethyltoluene	U		0.000172	0.00100	1	04/02/2018 06:09	WG1092320
Hexachloro-1,3-butadiene	U		0.000256	0.00100	1	04/02/2018 06:09	WG1092320
n-Hexane	U		0.000736	0.0100	1	04/02/2018 06:09	WG1092320
Isopropylbenzene	U		0.000326	0.00100	1	04/02/2018 06:09	WG1092320
p-Isopropyltoluene	U		0.000350	0.00100	1	04/02/2018 06:09	WG1092320
2-Butanone (MEK)	U		0.00393	0.0100	1	04/02/2018 06:09	WG1092320
Methyl Cyclohexane	U		0.000380	0.00100	1	04/02/2018 06:09	WG1092320
Methylene Chloride	U		0.00100	0.00500	1	04/02/2018 06:09	WG1092320
4-Methyl-2-pentanone (MIBK)	U		0.00214	0.0100	1	04/02/2018 06:09	WG1092320
Methyl tert-butyl ether	U		0.000367	0.00100	1	04/02/2018 06:09	WG1092320
Naphthalene	U		0.00100	0.00500	1	04/02/2018 06:09	WG1092320
Propene	U		0.000975	0.00250	1	04/02/2018 06:09	WG1092320
n-Propylbenzene	U		0.000349	0.00100	1	04/02/2018 06:09	WG1092320
Styrene	U		0.000307	0.00100	1	04/02/2018 06:09	WG1092320
1,1,1,2-Tetrachloroethane	U		0.000385	0.00100	1	04/02/2018 06:09	WG1092320
1,1,2,2-Tetrachloroethane	U		0.000130	0.00100	1	04/02/2018 06:09	WG1092320
1,1,2-Trichlorotrifluoroethane	U		0.000303	0.00100	1	04/02/2018 06:09	WG1092320
Tetrachloroethene	0.00874		0.000372	0.00100	1	04/02/2018 06:09	WG1092320
Toluene	0.000644	E4	0.000412	0.00100	1	04/02/2018 06:09	WG1092320
1,2,3-Trichlorobenzene	U		0.000230	0.00100	1	04/02/2018 06:09	WG1092320
1,2,4-Trichlorobenzene	U		0.000355	0.00100	1	04/02/2018 06:09	WG1092320
1,1,1-Trichloroethane	U		0.000319	0.00100	1	04/02/2018 06:09	WG1092320
1,1,2-Trichloroethane	U		0.000383	0.00100	1	04/02/2018 06:09	WG1092320
Trichloroethene	0.000697	E4	0.000398	0.00100	1	04/02/2018 06:09	WG1092320
Trichlorofluoromethane	U		0.00120	0.00500	1	04/02/2018 06:09	WG1092320
1,2,3-Trichloropropane	U		0.000807	0.00250	1	04/02/2018 06:09	WG1092320
1,2,4-Trimethylbenzene	U		0.000373	0.00100	1	04/02/2018 06:09	WG1092320
1,2,3-Trimethylbenzene	U		0.000321	0.00100	1	04/02/2018 06:09	WG1092320
1,3,5-Trimethylbenzene	U		0.000387	0.00100	1	04/02/2018 06:09	WG1092320
Vinyl chloride	U		0.000259	0.00100	1	04/02/2018 06:09	WG1092320
Xylenes, Total	U		0.00106	0.00300	1	04/02/2018 06:09	WG1092320
(S) Toluene-d8	*98.5*			*80.0-120*		*04/02/2018 06:09*	WG1092320
(S) Dibromofluoromethane	*100*			*76.0-123*		*04/02/2018 06:09*	WG1092320

Volatile Organic Compounds (GC/MS) by Method 8260B

Analyte	Result mg/l	Qualifier	MDL mg/l	RDL mg/l	Dilution	Analysis date / time	Batch
(S) 4-Bromofluorobenzene	*99.5*			*80.0-120*		*04/02/2018 06:09*	WG1092320

Wet Chemistry by Method 2320 B-2011

Analyte	Result mg/l	Qualifier	MDL mg/l	RDL mg/l	Dilution	Analysis date / time	Batch
Alkalinity	265		2.71	20.0	1	04/05/2018 19:11	WG1093493

Sample Narrative:

L982040-07 WG1093493: Endpoint pH 4.5

Wet Chemistry by Method 3500Fe B-2011

Analyte	Result mg/l	Qualifier	MDL mg/l	RDL mg/l	Dilution	Analysis date / time	Batch
Ferrous Iron	U		0.0150	0.0500	1	04/02/2018 12:15	WG1092495

Wet Chemistry by Method 9056A

Analyte	Result mg/l	Qualifier	MDL mg/l	RDL mg/l	Dilution	Analysis date / time	Batch
Chloride	50.4		0.0519	1.00	1	03/31/2018 21:00	WG1092008
Nitrate as (N)	9.53		0.114	0.500	5	03/31/2018 21:15	WG1092008
Nitrite as (N)	U		0.0277	0.100	1	03/31/2018 21:00	WG1092008
Sulfate	40.5		0.0774	5.00	1	03/31/2018 21:00	WG1092008

Wet Chemistry by Method 9060A

Analyte	Result mg/l	Qualifier	MDL mg/l	RDL mg/l	Dilution	Analysis date / time	Batch
TOC (Total Organic Carbon)	1.79	B1	0.102	1.00	1	04/02/2018 23:12	WG1092382

Volatile Organic Compounds (GC) by Method RSK175

Analyte	Result mg/l	Qualifier	MDL mg/l	RDL mg/l	Dilution	Analysis date / time	Batch
Methane	U		0.00291	0.0100	1	04/04/2018 10:31	WG1093028
Ethane	U		0.00407	0.0130	1	04/04/2018 10:31	WG1093028
Ethene	U		0.00426	0.0130	1	04/04/2018 10:31	WG1093028

Volatile Organic Compounds (GC/MS) by Method 8260B

Analyte	Result mg/l	Qualifier	MDL mg/l	RDL mg/l	Dilution	Analysis date / time	Batch
Acetone	U		0.0100	0.0500	1	04/02/2018 06:29	WG1092320
Acrolein	U	L1	0.00887	0.0500	1	04/02/2018 06:29	WG1092320
Acrylonitrile	U		0.00187	0.0100	1	04/02/2018 06:29	WG1092320
Benzene	U		0.000331	0.00100	1	04/02/2018 06:29	WG1092320
Bromobenzene	U		0.000352	0.00100	1	04/02/2018 06:29	WG1092320
Bromodichloromethane	U		0.000380	0.00100	1	04/02/2018 06:29	WG1092320
Bromoform	U		0.000469	0.00100	1	04/02/2018 06:29	WG1092320
Bromomethane	U		0.000866	0.00500	1	04/02/2018 06:29	WG1092320
1,3-Butadiene	U		0.000330	0.00200	1	04/02/2018 06:29	WG1092320
n-Butylbenzene	U		0.000361	0.00100	1	04/02/2018 06:29	WG1092320
sec-Butylbenzene	U		0.000365	0.00100	1	04/02/2018 06:29	WG1092320
tert-Butylbenzene	U		0.000399	0.00100	1	04/02/2018 06:29	WG1092320
Carbon tetrachloride	U		0.000379	0.00100	1	04/02/2018 06:29	WG1092320
Carbon disulfide	U		0.000275	0.00100	1	04/02/2018 06:29	WG1092320
Chlorobenzene	U		0.000348	0.00100	1	04/02/2018 06:29	WG1092320
Chlorodibromomethane	U		0.000327	0.00100	1	04/02/2018 06:29	WG1092320
Chloroethane	U		0.000453	0.00500	1	04/02/2018 06:29	WG1092320
Chloroform	U		0.000324	0.00500	1	04/02/2018 06:29	WG1092320
Chloromethane	U		0.000276	0.00250	1	04/02/2018 06:29	WG1092320
Cyclohexane	U		0.000390	0.00100	1	04/02/2018 06:29	WG1092320

Volatile Organic Compounds (GC/MS) by Method 8260B

Analyte	Result mg/l	Qualifier	MDL mg/l	RDL mg/l	Dilution	Analysis date / time	Batch
2-Chlorotoluene	U		0.000375	0.00100	1	04/02/2018 06:29	WG1092320
4-Chlorotoluene	U		0.000351	0.00100	1	04/02/2018 06:29	WG1092320
1,2-Dibromo-3-Chloropropane	U		0.00133	0.00500	1	04/02/2018 06:29	WG1092320
1,2-Dibromoethane	U		0.000381	0.00100	1	04/02/2018 06:29	WG1092320
Dibromomethane	U		0.000346	0.00100	1	04/02/2018 06:29	WG1092320
1,2-Dichlorobenzene	U		0.000349	0.00100	1	04/02/2018 06:29	WG1092320
1,3-Dichlorobenzene	U		0.000220	0.00100	1	04/02/2018 06:29	WG1092320
1,4-Dichlorobenzene	U		0.000274	0.00100	1	04/02/2018 06:29	WG1092320
Dichlorodifluoromethane	U		0.000551	0.00500	1	04/02/2018 06:29	WG1092320
1,1-Dichloroethane	U		0.000259	0.00100	1	04/02/2018 06:29	WG1092320
1,2-Dichloroethane	U		0.000361	0.00100	1	04/02/2018 06:29	WG1092320
1,1-Dichloroethene	U		0.000398	0.00100	1	04/02/2018 06:29	WG1092320
cis-1,2-Dichloroethene	U		0.000260	0.00100	1	04/02/2018 06:29	WG1092320
trans-1,2-Dichloroethene	U		0.000396	0.00100	1	04/02/2018 06:29	WG1092320
1,2-Dichloropropane	U		0.000306	0.00100	1	04/02/2018 06:29	WG1092320
1,1-Dichloropropene	U		0.000352	0.00100	1	04/02/2018 06:29	WG1092320
1,3-Dichloropropane	U		0.000366	0.00100	1	04/02/2018 06:29	WG1092320
cis-1,3-Dichloropropene	U		0.000418	0.00100	1	04/02/2018 06:29	WG1092320
trans-1,3-Dichloropropene	U		0.000419	0.00100	1	04/02/2018 06:29	WG1092320
2,2-Dichloropropane	U		0.000321	0.00100	1	04/02/2018 06:29	WG1092320
Dicyclopentadiene	U		0.000219	0.00100	1	04/02/2018 06:29	WG1092320
Di-isopropyl ether	U		0.000320	0.00100	1	04/02/2018 06:29	WG1092320
Ethylbenzene	U		0.000384	0.00100	1	04/02/2018 06:29	WG1092320
4-Ethyltoluene	U		0.000172	0.00100	1	04/02/2018 06:29	WG1092320
Hexachloro-1,3-butadiene	U		0.000256	0.00100	1	04/02/2018 06:29	WG1092320
n-Hexane	U		0.000736	0.0100	1	04/02/2018 06:29	WG1092320
Isopropylbenzene	U		0.000326	0.00100	1	04/02/2018 06:29	WG1092320
p-Isopropyltoluene	U		0.000350	0.00100	1	04/02/2018 06:29	WG1092320
2-Butanone (MEK)	U		0.00393	0.0100	1	04/02/2018 06:29	WG1092320
Methyl Cyclohexane	U		0.000380	0.00100	1	04/02/2018 06:29	WG1092320
Methylene Chloride	U		0.00100	0.00500	1	04/02/2018 06:29	WG1092320
4-Methyl-2-pentanone (MIBK)	U		0.00214	0.0100	1	04/02/2018 06:29	WG1092320
Methyl tert-butyl ether	U		0.000367	0.00100	1	04/02/2018 06:29	WG1092320
Naphthalene	U		0.00100	0.00500	1	04/02/2018 06:29	WG1092320
Propene	U		0.000975	0.00250	1	04/02/2018 06:29	WG1092320
n-Propylbenzene	U		0.000349	0.00100	1	04/02/2018 06:29	WG1092320
Styrene	U		0.000307	0.00100	1	04/02/2018 06:29	WG1092320
1,1,1,2-Tetrachloroethane	U		0.000385	0.00100	1	04/02/2018 06:29	WG1092320
1,1,2,2-Tetrachloroethane	U		0.000130	0.00100	1	04/02/2018 06:29	WG1092320
1,1,2-Trichlorotrifluoroethane	U		0.000303	0.00100	1	04/02/2018 06:29	WG1092320
Tetrachloroethene	0.0171		0.000372	0.00100	1	04/02/2018 06:29	WG1092320
Toluene	U		0.000412	0.00100	1	04/02/2018 06:29	WG1092320
1,2,3-Trichlorobenzene	U		0.000230	0.00100	1	04/02/2018 06:29	WG1092320
1,2,4-Trichlorobenzene	U		0.000355	0.00100	1	04/02/2018 06:29	WG1092320
1,1,1-Trichloroethane	U		0.000319	0.00100	1	04/02/2018 06:29	WG1092320
1,1,2-Trichloroethane	U		0.000383	0.00100	1	04/02/2018 06:29	WG1092320
Trichloroethene	U		0.000398	0.00100	1	04/02/2018 06:29	WG1092320
Trichlorofluoromethane	U		0.00120	0.00500	1	04/02/2018 06:29	WG1092320
1,2,3-Trichloropropane	U		0.000807	0.00250	1	04/02/2018 06:29	WG1092320
1,2,4-Trimethylbenzene	U		0.000373	0.00100	1	04/02/2018 06:29	WG1092320
1,2,3-Trimethylbenzene	U		0.000321	0.00100	1	04/02/2018 06:29	WG1092320
1,3,5-Trimethylbenzene	U		0.000387	0.00100	1	04/02/2018 06:29	WG1092320
Vinyl chloride	U		0.000259	0.00100	1	04/02/2018 06:29	WG1092320
Xylenes, Total	U		0.00106	0.00300	1	04/02/2018 06:29	WG1092320
(S) Toluene-d8	*99.5*			*80.0-120*		*04/02/2018 06:29*	WG1092320
(S) Dibromofluoromethane	*101*			*76.0-123*		*04/02/2018 06:29*	WG1092320

Volatile Organic Compounds (GC/MS) by Method 8260B

Analyte	Result mg/l	Qualifier	MDL mg/l	RDL mg/l	Dilution	Analysis date / time	Batch
(S) 4-Bromofluorobenzene	*98.4*			*80.0-120*		*04/02/2018 06:29*	WG1092320

Wet Chemistry by Method 2320 B-2011

Analyte	Result mg/l	Qualifier	MDL mg/l	RDL mg/l	Dilution	Analysis date / time	Batch
Alkalinity	242		2.71	20.0	1	04/05/2018 19:17	WG1093493

Sample Narrative:

L982040-08 WG1093493: Endpoint pH 4.5

Wet Chemistry by Method 3500Fe B-2011

Analyte	Result mg/l	Qualifier	MDL mg/l	RDL mg/l	Dilution	Analysis date / time	Batch
Ferrous Iron	U	M2	0.0150	0.0500	1	04/02/2018 12:15	WG1092495

Wet Chemistry by Method 9056A

Analyte	Result mg/l	Qualifier	MDL mg/l	RDL mg/l	Dilution	Analysis date / time	Batch
Chloride	30.4		0.0519	1.00	1	03/31/2018 21:31	WG1092008
Nitrate as (N)	3.96		0.0227	0.100	1	03/31/2018 21:31	WG1092008
Nitrite as (N)	U		0.0277	0.100	1	03/31/2018 21:31	WG1092008
Sulfate	17.9		0.0774	5.00	1	03/31/2018 21:31	WG1092008

Wet Chemistry by Method 9060A

Analyte	Result mg/l	Qualifier	MDL mg/l	RDL mg/l	Dilution	Analysis date / time	Batch
TOC (Total Organic Carbon)	0.977	B1 E4	0.102	1.00	1	04/02/2018 23:23	WG1092382

Volatile Organic Compounds (GC) by Method RSK175

Analyte	Result mg/l	Qualifier	MDL mg/l	RDL mg/l	Dilution	Analysis date / time	Batch
Methane	U		0.00291	0.0100	1	04/04/2018 10:34	WG1093028
Ethane	U		0.00407	0.0130	1	04/04/2018 10:34	WG1093028
Ethene	U		0.00426	0.0130	1	04/04/2018 10:34	WG1093028

Volatile Organic Compounds (GC/MS) by Method 8260B

Analyte	Result mg/l	Qualifier	MDL mg/l	RDL mg/l	Dilution	Analysis date / time	Batch
Acetone	U		0.0100	0.0500	1	04/02/2018 06:49	WG1092320
Acrolein	U	L1	0.00887	0.0500	1	04/02/2018 06:49	WG1092320
Acrylonitrile	U		0.00187	0.0100	1	04/02/2018 06:49	WG1092320
Benzene	U		0.000331	0.00100	1	04/02/2018 06:49	WG1092320
Bromobenzene	U		0.000352	0.00100	1	04/02/2018 06:49	WG1092320
Bromodichloromethane	U		0.000380	0.00100	1	04/02/2018 06:49	WG1092320
Bromoform	U		0.000469	0.00100	1	04/02/2018 06:49	WG1092320
Bromomethane	U		0.000866	0.00500	1	04/02/2018 06:49	WG1092320
1,3-Butadiene	U		0.000330	0.00200	1	04/02/2018 06:49	WG1092320
n-Butylbenzene	U		0.000361	0.00100	1	04/02/2018 06:49	WG1092320
sec-Butylbenzene	U		0.000365	0.00100	1	04/02/2018 06:49	WG1092320
tert-Butylbenzene	U		0.000399	0.00100	1	04/02/2018 06:49	WG1092320
Carbon tetrachloride	U		0.000379	0.00100	1	04/02/2018 06:49	WG1092320
Carbon disulfide	U		0.000275	0.00100	1	04/02/2018 06:49	WG1092320
Chlorobenzene	U		0.000348	0.00100	1	04/02/2018 06:49	WG1092320
Chlorodibromomethane	U		0.000327	0.00100	1	04/02/2018 06:49	WG1092320
Chloroethane	U		0.000453	0.00500	1	04/02/2018 06:49	WG1092320
Chloroform	U		0.000324	0.00500	1	04/02/2018 06:49	WG1092320
Chloromethane	U		0.000276	0.00250	1	04/02/2018 06:49	WG1092320
Cyclohexane	U		0.000390	0.00100	1	04/02/2018 06:49	WG1092320

Volatile Organic Compounds (GC/MS) by Method 8260B

Analyte	Result mg/l	Qualifier	MDL mg/l	RDL mg/l	Dilution	Analysis date / time	Batch
2-Chlorotoluene	U		0.000375	0.00100	1	04/02/2018 06:49	WG1092320
4-Chlorotoluene	U		0.000351	0.00100	1	04/02/2018 06:49	WG1092320
1,2-Dibromo-3-Chloropropane	U		0.00133	0.00500	1	04/02/2018 06:49	WG1092320
1,2-Dibromoethane	U		0.000381	0.00100	1	04/02/2018 06:49	WG1092320
Dibromomethane	U		0.000346	0.00100	1	04/02/2018 06:49	WG1092320
1,2-Dichlorobenzene	U		0.000349	0.00100	1	04/02/2018 06:49	WG1092320
1,3-Dichlorobenzene	U		0.000220	0.00100	1	04/02/2018 06:49	WG1092320
1,4-Dichlorobenzene	U		0.000274	0.00100	1	04/02/2018 06:49	WG1092320
Dichlorodifluoromethane	U		0.000551	0.00500	1	04/02/2018 06:49	WG1092320
1,1-Dichloroethane	U		0.000259	0.00100	1	04/02/2018 06:49	WG1092320
1,2-Dichloroethane	U		0.000361	0.00100	1	04/02/2018 06:49	WG1092320
1,1-Dichloroethene	U		0.000398	0.00100	1	04/02/2018 06:49	WG1092320
cis-1,2-Dichloroethene	U		0.000260	0.00100	1	04/02/2018 06:49	WG1092320
trans-1,2-Dichloroethene	U		0.000396	0.00100	1	04/02/2018 06:49	WG1092320
1,2-Dichloropropane	U		0.000306	0.00100	1	04/02/2018 06:49	WG1092320
1,1-Dichloropropene	U		0.000352	0.00100	1	04/02/2018 06:49	WG1092320
1,3-Dichloropropane	U		0.000366	0.00100	1	04/02/2018 06:49	WG1092320
cis-1,3-Dichloropropene	U		0.000418	0.00100	1	04/02/2018 06:49	WG1092320
trans-1,3-Dichloropropene	U		0.000419	0.00100	1	04/02/2018 06:49	WG1092320
2,2-Dichloropropane	U		0.000321	0.00100	1	04/02/2018 06:49	WG1092320
Dicyclopentadiene	U		0.000219	0.00100	1	04/02/2018 06:49	WG1092320
Di-isopropyl ether	U		0.000320	0.00100	1	04/02/2018 06:49	WG1092320
Ethylbenzene	U		0.000384	0.00100	1	04/02/2018 06:49	WG1092320
4-Ethyltoluene	U		0.000172	0.00100	1	04/02/2018 06:49	WG1092320
Hexachloro-1,3-butadiene	U		0.000256	0.00100	1	04/02/2018 06:49	WG1092320
n-Hexane	U		0.000736	0.0100	1	04/02/2018 06:49	WG1092320
Isopropylbenzene	U		0.000326	0.00100	1	04/02/2018 06:49	WG1092320
p-Isopropyltoluene	U		0.000350	0.00100	1	04/02/2018 06:49	WG1092320
2-Butanone (MEK)	U		0.00393	0.0100	1	04/02/2018 06:49	WG1092320
Methyl Cyclohexane	U		0.000380	0.00100	1	04/02/2018 06:49	WG1092320
Methylene Chloride	U		0.00100	0.00500	1	04/02/2018 06:49	WG1092320
4-Methyl-2-pentanone (MIBK)	U		0.00214	0.0100	1	04/02/2018 06:49	WG1092320
Methyl tert-butyl ether	U		0.000367	0.00100	1	04/02/2018 06:49	WG1092320
Naphthalene	U		0.00100	0.00500	1	04/02/2018 06:49	WG1092320
Propene	U		0.000975	0.00250	1	04/02/2018 06:49	WG1092320
n-Propylbenzene	U		0.000349	0.00100	1	04/02/2018 06:49	WG1092320
Styrene	U		0.000307	0.00100	1	04/02/2018 06:49	WG1092320
1,1,1,2-Tetrachloroethane	U		0.000385	0.00100	1	04/02/2018 06:49	WG1092320
1,1,2,2-Tetrachloroethane	U		0.000130	0.00100	1	04/02/2018 06:49	WG1092320
1,1,2-Trichlorotrifluoroethane	U		0.000303	0.00100	1	04/02/2018 06:49	WG1092320
Tetrachloroethene	0.00841		0.000372	0.00100	1	04/02/2018 06:49	WG1092320
Toluene	U		0.000412	0.00100	1	04/02/2018 06:49	WG1092320
1,2,3-Trichlorobenzene	U		0.000230	0.00100	1	04/02/2018 06:49	WG1092320
1,2,4-Trichlorobenzene	U		0.000355	0.00100	1	04/02/2018 06:49	WG1092320
1,1,1-Trichloroethane	U		0.000319	0.00100	1	04/02/2018 06:49	WG1092320
1,1,2-Trichloroethane	U		0.000383	0.00100	1	04/02/2018 06:49	WG1092320
Trichloroethene	U		0.000398	0.00100	1	04/02/2018 06:49	WG1092320
Trichlorofluoromethane	U		0.00120	0.00500	1	04/02/2018 06:49	WG1092320
1,2,3-Trichloropropane	U		0.000807	0.00250	1	04/02/2018 06:49	WG1092320
1,2,4-Trimethylbenzene	U		0.000373	0.00100	1	04/02/2018 06:49	WG1092320
1,2,3-Trimethylbenzene	U		0.000321	0.00100	1	04/02/2018 06:49	WG1092320
1,3,5-Trimethylbenzene	U		0.000387	0.00100	1	04/02/2018 06:49	WG1092320
Vinyl chloride	U		0.000259	0.00100	1	04/02/2018 06:49	WG1092320
Xylenes, Total	U		0.00106	0.00300	1	04/02/2018 06:49	WG1092320
(S) Toluene-d8	*98.6*			*80.0-120*		*04/02/2018 06:49*	WG1092320
(S) Dibromofluoromethane	*103*			*76.0-123*		*04/02/2018 06:49*	WG1092320

Volatile Organic Compounds (GC/MS) by Method 8260B

Analyte	Result mg/l	Qualifier	MDL mg/l	RDL mg/l	Dilution	Analysis date / time	Batch
(S) 4-Bromofluorobenzene	*97.3*			*80.0-120*		*04/02/2018 06:49*	WG1092320

Wet Chemistry by Method 2320 B-2011

Analyte	Result mg/l	Qualifier	MDL mg/l	RDL mg/l	Dilution	Analysis date / time	Batch
Alkalinity	291		2.71	20.0	1	04/05/2018 19:23	WG1093493

Sample Narrative:

L982040-09 WG1093493: Endpoint pH 4.5 Headspace

Wet Chemistry by Method 3500Fe B-2011

Analyte	Result mg/l	Qualifier	MDL mg/l	RDL mg/l	Dilution	Analysis date / time	Batch
Ferrous Iron	U		0.0150	0.0500	1	04/02/2018 12:16	WG1092495

Wet Chemistry by Method 9056A

Analyte	Result mg/l	Qualifier	MDL mg/l	RDL mg/l	Dilution	Analysis date / time	Batch
Chloride	48.0		0.0519	1.00	1	03/31/2018 22:48	WG1092008
Nitrate as (N)	3.38		0.0227	0.100	1	03/31/2018 22:48	WG1092008
Nitrite as (N)	U		0.0277	0.100	1	03/31/2018 22:48	WG1092008
Sulfate	31.5		0.0774	5.00	1	03/31/2018 22:48	WG1092008

Wet Chemistry by Method 9060A

Analyte	Result mg/l	Qualifier	MDL mg/l	RDL mg/l	Dilution	Analysis date / time	Batch
TOC (Total Organic Carbon)	1.08	B1	0.102	1.00	1	04/02/2018 23:34	WG1092382

Volatile Organic Compounds (GC) by Method RSK175

Analyte	Result mg/l	Qualifier	MDL mg/l	RDL mg/l	Dilution	Analysis date / time	Batch
Methane	U		0.00291	0.0100	1	04/04/2018 10:36	WG1093028
Ethane	U		0.00407	0.0130	1	04/04/2018 10:36	WG1093028
Ethene	U		0.00426	0.0130	1	04/04/2018 10:36	WG1093028

Volatile Organic Compounds (GC/MS) by Method 8260B

Analyte	Result mg/l	Qualifier	MDL mg/l	RDL mg/l	Dilution	Analysis date / time	Batch
Acetone	U		0.0100	0.0500	1	04/02/2018 07:09	WG1092320
Acrolein	U	L1	0.00887	0.0500	1	04/02/2018 07:09	WG1092320
Acrylonitrile	U		0.00187	0.0100	1	04/02/2018 07:09	WG1092320
Benzene	U		0.000331	0.00100	1	04/02/2018 07:09	WG1092320
Bromobenzene	U		0.000352	0.00100	1	04/02/2018 07:09	WG1092320
Bromodichloromethane	U		0.000380	0.00100	1	04/02/2018 07:09	WG1092320
Bromoform	U		0.000469	0.00100	1	04/02/2018 07:09	WG1092320
Bromomethane	U		0.000866	0.00500	1	04/02/2018 07:09	WG1092320
1,3-Butadiene	U		0.000330	0.00200	1	04/02/2018 07:09	WG1092320
n-Butylbenzene	U		0.000361	0.00100	1	04/02/2018 07:09	WG1092320
sec-Butylbenzene	U		0.000365	0.00100	1	04/02/2018 07:09	WG1092320
tert-Butylbenzene	U		0.000399	0.00100	1	04/02/2018 07:09	WG1092320
Carbon tetrachloride	U		0.000379	0.00100	1	04/02/2018 07:09	WG1092320
Carbon disulfide	U		0.000275	0.00100	1	04/02/2018 07:09	WG1092320
Chlorobenzene	U		0.000348	0.00100	1	04/02/2018 07:09	WG1092320
Chlorodibromomethane	U		0.000327	0.00100	1	04/02/2018 07:09	WG1092320
Chloroethane	U		0.000453	0.00500	1	04/02/2018 07:09	WG1092320
Chloroform	U		0.000324	0.00500	1	04/02/2018 07:09	WG1092320
Chloromethane	U		0.000276	0.00250	1	04/02/2018 07:09	WG1092320
Cyclohexane	U		0.000390	0.00100	1	04/02/2018 07:09	WG1092320

Volatile Organic Compounds (GC/MS) by Method 8260B

Analyte	Result mg/l	Qualifier	MDL mg/l	RDL mg/l	Dilution	Analysis date / time	Batch
2-Chlorotoluene	U		0.000375	0.00100	1	04/02/2018 07:09	WG1092320
4-Chlorotoluene	U		0.000351	0.00100	1	04/02/2018 07:09	WG1092320
1,2-Dibromo-3-Chloropropane	U		0.00133	0.00500	1	04/02/2018 07:09	WG1092320
1,2-Dibromoethane	U		0.000381	0.00100	1	04/02/2018 07:09	WG1092320
Dibromomethane	U		0.000346	0.00100	1	04/02/2018 07:09	WG1092320
1,2-Dichlorobenzene	U		0.000349	0.00100	1	04/02/2018 07:09	WG1092320
1,3-Dichlorobenzene	U		0.000220	0.00100	1	04/02/2018 07:09	WG1092320
1,4-Dichlorobenzene	U		0.000274	0.00100	1	04/02/2018 07:09	WG1092320
Dichlorodifluoromethane	U		0.000551	0.00500	1	04/02/2018 07:09	WG1092320
1,1-Dichloroethane	U		0.000259	0.00100	1	04/02/2018 07:09	WG1092320
1,2-Dichloroethane	U		0.000361	0.00100	1	04/02/2018 07:09	WG1092320
1,1-Dichloroethene	U		0.000398	0.00100	1	04/02/2018 07:09	WG1092320
cis-1,2-Dichloroethene	U		0.000260	0.00100	1	04/02/2018 07:09	WG1092320
trans-1,2-Dichloroethene	U		0.000396	0.00100	1	04/02/2018 07:09	WG1092320
1,2-Dichloropropane	U		0.000306	0.00100	1	04/02/2018 07:09	WG1092320
1,1-Dichloropropene	U		0.000352	0.00100	1	04/02/2018 07:09	WG1092320
1,3-Dichloropropane	U		0.000366	0.00100	1	04/02/2018 07:09	WG1092320
cis-1,3-Dichloropropene	U		0.000418	0.00100	1	04/02/2018 07:09	WG1092320
trans-1,3-Dichloropropene	U		0.000419	0.00100	1	04/02/2018 07:09	WG1092320
2,2-Dichloropropane	U		0.000321	0.00100	1	04/02/2018 07:09	WG1092320
Dicyclopentadiene	U		0.000219	0.00100	1	04/02/2018 07:09	WG1092320
Di-isopropyl ether	U		0.000320	0.00100	1	04/02/2018 07:09	WG1092320
Ethylbenzene	U		0.000384	0.00100	1	04/02/2018 07:09	WG1092320
4-Ethyltoluene	U		0.000172	0.00100	1	04/02/2018 07:09	WG1092320
Hexachloro-1,3-butadiene	U		0.000256	0.00100	1	04/02/2018 07:09	WG1092320
n-Hexane	U		0.000736	0.0100	1	04/02/2018 07:09	WG1092320
Isopropylbenzene	U		0.000326	0.00100	1	04/02/2018 07:09	WG1092320
p-Isopropyltoluene	U		0.000350	0.00100	1	04/02/2018 07:09	WG1092320
2-Butanone (MEK)	U		0.00393	0.0100	1	04/02/2018 07:09	WG1092320
Methyl Cyclohexane	U		0.000380	0.00100	1	04/02/2018 07:09	WG1092320
Methylene Chloride	U		0.00100	0.00500	1	04/02/2018 07:09	WG1092320
4-Methyl-2-pentanone (MIBK)	U		0.00214	0.0100	1	04/02/2018 07:09	WG1092320
Methyl tert-butyl ether	U		0.000367	0.00100	1	04/02/2018 07:09	WG1092320
Naphthalene	U		0.00100	0.00500	1	04/02/2018 07:09	WG1092320
Propene	U		0.000975	0.00250	1	04/02/2018 07:09	WG1092320
n-Propylbenzene	U		0.000349	0.00100	1	04/02/2018 07:09	WG1092320
Styrene	U		0.000307	0.00100	1	04/02/2018 07:09	WG1092320
1,1,1,2-Tetrachloroethane	U		0.000385	0.00100	1	04/02/2018 07:09	WG1092320
1,1,2,2-Tetrachloroethane	U		0.000130	0.00100	1	04/02/2018 07:09	WG1092320
1,1,2-Trichlorotrifluoroethane	U		0.000303	0.00100	1	04/02/2018 07:09	WG1092320
Tetrachloroethene	0.0213		0.000372	0.00100	1	04/02/2018 07:09	WG1092320
Toluene	U		0.000412	0.00100	1	04/02/2018 07:09	WG1092320
1,2,3-Trichlorobenzene	U		0.000230	0.00100	1	04/02/2018 07:09	WG1092320
1,2,4-Trichlorobenzene	U		0.000355	0.00100	1	04/02/2018 07:09	WG1092320
1,1,1-Trichloroethane	U		0.000319	0.00100	1	04/02/2018 07:09	WG1092320
1,1,2-Trichloroethane	U		0.000383	0.00100	1	04/02/2018 07:09	WG1092320
Trichloroethene	0.000775	E4	0.000398	0.00100	1	04/02/2018 07:09	WG1092320
Trichlorofluoromethane	U		0.00120	0.00500	1	04/02/2018 07:09	WG1092320
1,2,3-Trichloropropane	U		0.000807	0.00250	1	04/02/2018 07:09	WG1092320
1,2,4-Trimethylbenzene	U		0.000373	0.00100	1	04/02/2018 07:09	WG1092320
1,2,3-Trimethylbenzene	U		0.000321	0.00100	1	04/02/2018 07:09	WG1092320
1,3,5-Trimethylbenzene	U		0.000387	0.00100	1	04/02/2018 07:09	WG1092320
Vinyl chloride	U		0.000259	0.00100	1	04/02/2018 07:09	WG1092320
Xylenes, Total	U		0.00106	0.00300	1	04/02/2018 07:09	WG1092320
(S) Toluene-d8	*101*			*80.0-120*		*04/02/2018 07:09*	WG1092320
(S) Dibromofluoromethane	*99.5*			*76.0-123*		*04/02/2018 07:09*	WG1092320

Volatile Organic Compounds (GC/MS) by Method 8260B

Analyte	Result mg/l	Qualifier	MDL mg/l	RDL mg/l	Dilution	Analysis date / time	Batch
(S) 4-Bromofluorobenzene	*91.5*			*80.0-120*		*04/02/2018 07:09*	WG1092320

Wet Chemistry by Method 2320 B-2011

Analyte	Result mg/l	Qualifier	MDL mg/l	RDL mg/l	Dilution	Analysis date / time	Batch
Alkalinity	289		2.71	20.0	1	04/05/2018 19:45	WG1093493

Sample Narrative:

L982040-10 WG1093493: Endpoint pH 4.5

Wet Chemistry by Method 3500Fe B-2011

Analyte	Result mg/l	Qualifier	MDL mg/l	RDL mg/l	Dilution	Analysis date / time	Batch
Ferrous Iron	U		0.0150	0.0500	1	04/02/2018 12:17	WG1092495

Wet Chemistry by Method 9056A

Analyte	Result mg/l	Qualifier	MDL mg/l	RDL mg/l	Dilution	Analysis date / time	Batch
Chloride	51.2		0.0519	1.00	1	03/31/2018 23:03	WG1092008
Nitrate as (N)	3.64		0.0227	0.100	1	03/31/2018 23:03	WG1092008
Nitrite as (N)	U		0.0277	0.100	1	03/31/2018 23:03	WG1092008
Sulfate	33.8		0.0774	5.00	1	03/31/2018 23:03	WG1092008

Wet Chemistry by Method 9060A

Analyte	Result mg/l	Qualifier	MDL mg/l	RDL mg/l	Dilution	Analysis date / time	Batch
TOC (Total Organic Carbon)	1.91		0.102	1.00	1	04/03/2018 09:33	WG1092686

Volatile Organic Compounds (GC) by Method RSK175

Analyte	Result mg/l	Qualifier	MDL mg/l	RDL mg/l	Dilution	Analysis date / time	Batch
Methane	U		0.00291	0.0100	1	04/04/2018 10:38	WG1093028
Ethane	U		0.00407	0.0130	1	04/04/2018 10:38	WG1093028
Ethene	U		0.00426	0.0130	1	04/04/2018 10:38	WG1093028

Volatile Organic Compounds (GC/MS) by Method 8260B

Analyte	Result mg/l	Qualifier	MDL mg/l	RDL mg/l	Dilution	Analysis date / time	Batch
Acetone	U		0.0100	0.0500	1	04/02/2018 07:29	WG1092320
Acrolein	U	L1	0.00887	0.0500	1	04/02/2018 07:29	WG1092320
Acrylonitrile	U		0.00187	0.0100	1	04/02/2018 07:29	WG1092320
Benzene	U		0.000331	0.00100	1	04/02/2018 07:29	WG1092320
Bromobenzene	U		0.000352	0.00100	1	04/02/2018 07:29	WG1092320
Bromodichloromethane	U		0.000380	0.00100	1	04/02/2018 07:29	WG1092320
Bromoform	U		0.000469	0.00100	1	04/02/2018 07:29	WG1092320
Bromomethane	U		0.000866	0.00500	1	04/02/2018 07:29	WG1092320
1,3-Butadiene	U		0.000330	0.00200	1	04/02/2018 07:29	WG1092320
n-Butylbenzene	U		0.000361	0.00100	1	04/02/2018 07:29	WG1092320
sec-Butylbenzene	U		0.000365	0.00100	1	04/02/2018 07:29	WG1092320
tert-Butylbenzene	U		0.000399	0.00100	1	04/02/2018 07:29	WG1092320
Carbon tetrachloride	U		0.000379	0.00100	1	04/02/2018 07:29	WG1092320
Carbon disulfide	U		0.000275	0.00100	1	04/02/2018 07:29	WG1092320
Chlorobenzene	U		0.000348	0.00100	1	04/02/2018 07:29	WG1092320
Chlorodibromomethane	U		0.000327	0.00100	1	04/02/2018 07:29	WG1092320
Chloroethane	U		0.000453	0.00500	1	04/02/2018 07:29	WG1092320
Chloroform	U		0.000324	0.00500	1	04/02/2018 07:29	WG1092320
Chloromethane	U		0.000276	0.00250	1	04/02/2018 07:29	WG1092320
Cyclohexane	U		0.000390	0.00100	1	04/02/2018 07:29	WG1092320

Volatile Organic Compounds (GC/MS) by Method 8260B

Analyte	Result mg/l	Qualifier	MDL mg/l	RDL mg/l	Dilution	Analysis date / time	Batch
2-Chlorotoluene	U		0.000375	0.00100	1	04/02/2018 07:29	WG1092320
4-Chlorotoluene	U		0.000351	0.00100	1	04/02/2018 07:29	WG1092320
1,2-Dibromo-3-Chloropropane	U		0.00133	0.00500	1	04/02/2018 07:29	WG1092320
1,2-Dibromoethane	U		0.000381	0.00100	1	04/02/2018 07:29	WG1092320
Dibromomethane	U		0.000346	0.00100	1	04/02/2018 07:29	WG1092320
1,2-Dichlorobenzene	U		0.000349	0.00100	1	04/02/2018 07:29	WG1092320
1,3-Dichlorobenzene	U		0.000220	0.00100	1	04/02/2018 07:29	WG1092320
1,4-Dichlorobenzene	U		0.000274	0.00100	1	04/02/2018 07:29	WG1092320
Dichlorodifluoromethane	U		0.000551	0.00500	1	04/02/2018 07:29	WG1092320
1,1-Dichloroethane	U		0.000259	0.00100	1	04/02/2018 07:29	WG1092320
1,2-Dichloroethane	U		0.000361	0.00100	1	04/02/2018 07:29	WG1092320
1,1-Dichloroethene	U		0.000398	0.00100	1	04/02/2018 07:29	WG1092320
cis-1,2-Dichloroethene	U		0.000260	0.00100	1	04/02/2018 07:29	WG1092320
trans-1,2-Dichloroethene	U		0.000396	0.00100	1	04/02/2018 07:29	WG1092320
1,2-Dichloropropane	U		0.000306	0.00100	1	04/02/2018 07:29	WG1092320
1,1-Dichloropropene	U		0.000352	0.00100	1	04/02/2018 07:29	WG1092320
1,3-Dichloropropane	U		0.000366	0.00100	1	04/02/2018 07:29	WG1092320
cis-1,3-Dichloropropene	U		0.000418	0.00100	1	04/02/2018 07:29	WG1092320
trans-1,3-Dichloropropene	U		0.000419	0.00100	1	04/02/2018 07:29	WG1092320
2,2-Dichloropropane	U		0.000321	0.00100	1	04/02/2018 07:29	WG1092320
Dicyclopentadiene	U		0.000219	0.00100	1	04/02/2018 07:29	WG1092320
Di-isopropyl ether	U		0.000320	0.00100	1	04/02/2018 07:29	WG1092320
Ethylbenzene	U		0.000384	0.00100	1	04/02/2018 07:29	WG1092320
4-Ethyltoluene	U		0.000172	0.00100	1	04/02/2018 07:29	WG1092320
Hexachloro-1,3-butadiene	U		0.000256	0.00100	1	04/02/2018 07:29	WG1092320
n-Hexane	U		0.000736	0.0100	1	04/02/2018 07:29	WG1092320
Isopropylbenzene	U		0.000326	0.00100	1	04/02/2018 07:29	WG1092320
p-Isopropyltoluene	U		0.000350	0.00100	1	04/02/2018 07:29	WG1092320
2-Butanone (MEK)	U		0.00393	0.0100	1	04/02/2018 07:29	WG1092320
Methyl Cyclohexane	U		0.000380	0.00100	1	04/02/2018 07:29	WG1092320
Methylene Chloride	U		0.00100	0.00500	1	04/02/2018 07:29	WG1092320
4-Methyl-2-pentanone (MIBK)	U		0.00214	0.0100	1	04/02/2018 07:29	WG1092320
Methyl tert-butyl ether	U		0.000367	0.00100	1	04/02/2018 07:29	WG1092320
Naphthalene	U		0.00100	0.00500	1	04/02/2018 07:29	WG1092320
Propene	U		0.000975	0.00250	1	04/02/2018 07:29	WG1092320
n-Propylbenzene	U		0.000349	0.00100	1	04/02/2018 07:29	WG1092320
Styrene	U		0.000307	0.00100	1	04/02/2018 07:29	WG1092320
1,1,1,2-Tetrachloroethane	U		0.000385	0.00100	1	04/02/2018 07:29	WG1092320
1,1,2,2-Tetrachloroethane	U		0.000130	0.00100	1	04/02/2018 07:29	WG1092320
1,1,2-Trichlorotrifluoroethane	U		0.000303	0.00100	1	04/02/2018 07:29	WG1092320
Tetrachloroethene	0.0221		0.000372	0.00100	1	04/02/2018 07:29	WG1092320
Toluene	U		0.000412	0.00100	1	04/02/2018 07:29	WG1092320
1,2,3-Trichlorobenzene	U		0.000230	0.00100	1	04/02/2018 07:29	WG1092320
1,2,4-Trichlorobenzene	U		0.000355	0.00100	1	04/02/2018 07:29	WG1092320
1,1,1-Trichloroethane	U		0.000319	0.00100	1	04/02/2018 07:29	WG1092320
1,1,2-Trichloroethane	U		0.000383	0.00100	1	04/02/2018 07:29	WG1092320
Trichloroethene	0.000771	E4	0.000398	0.00100	1	04/02/2018 07:29	WG1092320
Trichlorofluoromethane	U		0.00120	0.00500	1	04/02/2018 07:29	WG1092320
1,2,3-Trichloropropane	U		0.000807	0.00250	1	04/02/2018 07:29	WG1092320
1,2,4-Trimethylbenzene	U		0.000373	0.00100	1	04/02/2018 07:29	WG1092320
1,2,3-Trimethylbenzene	U		0.000321	0.00100	1	04/02/2018 07:29	WG1092320
1,3,5-Trimethylbenzene	U		0.000387	0.00100	1	04/02/2018 07:29	WG1092320
Vinyl chloride	U		0.000259	0.00100	1	04/02/2018 07:29	WG1092320
Xylenes, Total	U		0.00106	0.00300	1	04/02/2018 07:29	WG1092320
(S) Toluene-d8	*99.2*			*80.0-120*		*04/02/2018 07:29*	WG1092320
(S) Dibromofluoromethane	*95.3*			*76.0-123*		*04/02/2018 07:29*	WG1092320

Volatile Organic Compounds (GC/MS) by Method 8260B

Analyte	Result mg/l	Qualifier	MDL mg/l	RDL mg/l	Dilution	Analysis date / time	Batch
(S) 4-Bromofluorobenzene	*95.6*			*80.0-120*		*04/02/2018 07:29*	WG1092320

Volatile Organic Compounds (GC/MS) by Method 8260B

Analyte	Result mg/l	Qualifier	MDL mg/l	RDL mg/l	Dilution	Analysis date / time	Batch
Acetone	U		0.0100	0.0500	1	04/02/2018 01:23	WG1092320
Acrolein	U	L1	0.00887	0.0500	1	04/02/2018 01:23	WG1092320
Acrylonitrile	U		0.00187	0.0100	1	04/02/2018 01:23	WG1092320
Benzene	U		0.000331	0.00100	1	04/02/2018 01:23	WG1092320
Bromobenzene	U		0.000352	0.00100	1	04/02/2018 01:23	WG1092320
Bromodichloromethane	U		0.000380	0.00100	1	04/02/2018 01:23	WG1092320
Bromoform	U		0.000469	0.00100	1	04/02/2018 01:23	WG1092320
Bromomethane	U		0.000866	0.00500	1	04/02/2018 01:23	WG1092320
1,3-Butadiene	U		0.000330	0.00200	1	04/02/2018 01:23	WG1092320
n-Butylbenzene	U		0.000361	0.00100	1	04/02/2018 01:23	WG1092320
sec-Butylbenzene	U		0.000365	0.00100	1	04/02/2018 01:23	WG1092320
tert-Butylbenzene	U		0.000399	0.00100	1	04/02/2018 01:23	WG1092320
Carbon tetrachloride	U		0.000379	0.00100	1	04/02/2018 01:23	WG1092320
Carbon disulfide	U		0.000275	0.00100	1	04/02/2018 01:23	WG1092320
Chlorobenzene	U		0.000348	0.00100	1	04/02/2018 01:23	WG1092320
Chlorodibromomethane	U		0.000327	0.00100	1	04/02/2018 01:23	WG1092320
Chloroethane	U		0.000453	0.00500	1	04/02/2018 01:23	WG1092320
Chloroform	U		0.000324	0.00500	1	04/02/2018 01:23	WG1092320
Chloromethane	U		0.000276	0.00250	1	04/02/2018 01:23	WG1092320
Cyclohexane	U		0.000390	0.00100	1	04/02/2018 01:23	WG1092320
2-Chlorotoluene	U		0.000375	0.00100	1	04/02/2018 01:23	WG1092320
4-Chlorotoluene	U		0.000351	0.00100	1	04/02/2018 01:23	WG1092320
1,2-Dibromo-3-Chloropropane	U		0.00133	0.00500	1	04/02/2018 01:23	WG1092320
1,2-Dibromoethane	U		0.000381	0.00100	1	04/02/2018 01:23	WG1092320
Dibromomethane	U		0.000346	0.00100	1	04/02/2018 01:23	WG1092320
1,2-Dichlorobenzene	U		0.000349	0.00100	1	04/02/2018 01:23	WG1092320
1,3-Dichlorobenzene	U		0.000220	0.00100	1	04/02/2018 01:23	WG1092320
1,4-Dichlorobenzene	U		0.000274	0.00100	1	04/02/2018 01:23	WG1092320
Dichlorodifluoromethane	U		0.000551	0.00500	1	04/02/2018 01:23	WG1092320
1,1-Dichloroethane	U		0.000259	0.00100	1	04/02/2018 01:23	WG1092320
1,2-Dichloroethane	U		0.000361	0.00100	1	04/02/2018 01:23	WG1092320
1,1-Dichloroethene	U		0.000398	0.00100	1	04/02/2018 01:23	WG1092320
cis-1,2-Dichloroethene	U		0.000260	0.00100	1	04/02/2018 01:23	WG1092320
trans-1,2-Dichloroethene	U		0.000396	0.00100	1	04/02/2018 01:23	WG1092320
1,2-Dichloropropane	U		0.000306	0.00100	1	04/02/2018 01:23	WG1092320
1,1-Dichloropropene	U		0.000352	0.00100	1	04/02/2018 01:23	WG1092320
1,3-Dichloropropane	U		0.000366	0.00100	1	04/02/2018 01:23	WG1092320
cis-1,3-Dichloropropene	U		0.000418	0.00100	1	04/02/2018 01:23	WG1092320
trans-1,3-Dichloropropene	U		0.000419	0.00100	1	04/02/2018 01:23	WG1092320
2,2-Dichloropropane	U		0.000321	0.00100	1	04/02/2018 01:23	WG1092320
Dicyclopentadiene	U		0.000219	0.00100	1	04/02/2018 01:23	WG1092320
Di-isopropyl ether	U		0.000320	0.00100	1	04/02/2018 01:23	WG1092320
Ethylbenzene	U		0.000384	0.00100	1	04/02/2018 01:23	WG1092320
4-Ethyltoluene	U		0.000172	0.00100	1	04/02/2018 01:23	WG1092320
Hexachloro-1,3-butadiene	U		0.000256	0.00100	1	04/02/2018 01:23	WG1092320
n-Hexane	U		0.000736	0.0100	1	04/02/2018 01:23	WG1092320
Isopropylbenzene	U		0.000326	0.00100	1	04/02/2018 01:23	WG1092320
p-Isopropyltoluene	U		0.000350	0.00100	1	04/02/2018 01:23	WG1092320
2-Butanone (MEK)	U		0.00393	0.0100	1	04/02/2018 01:23	WG1092320
Methyl Cyclohexane	U		0.000380	0.00100	1	04/02/2018 01:23	WG1092320
Methylene Chloride	U		0.00100	0.00500	1	04/02/2018 01:23	WG1092320
4-Methyl-2-pentanone (MIBK)	U		0.00214	0.0100	1	04/02/2018 01:23	WG1092320
Methyl tert-butyl ether	U		0.000367	0.00100	1	04/02/2018 01:23	WG1092320
Naphthalene	U		0.00100	0.00500	1	04/02/2018 01:23	WG1092320
Propene	U		0.000975	0.00250	1	04/02/2018 01:23	WG1092320
n-Propylbenzene	U		0.000349	0.00100	1	04/02/2018 01:23	WG1092320

Volatile Organic Compounds (GC/MS) by Method 8260B

Analyte	Result mg/l	Qualifier	MDL mg/l	RDL mg/l	Dilution	Analysis date / time	Batch
Styrene	U		0.000307	0.00100	1	04/02/2018 01:23	WG1092320
1,1,1,2-Tetrachloroethane	U		0.000385	0.00100	1	04/02/2018 01:23	WG1092320
1,1,2,2-Tetrachloroethane	U		0.000130	0.00100	1	04/02/2018 01:23	WG1092320
1,1,2-Trichlorotrifluoroethane	U		0.000303	0.00100	1	04/02/2018 01:23	WG1092320
Tetrachloroethene	U		0.000372	0.00100	1	04/02/2018 01:23	WG1092320
Toluene	U		0.000412	0.00100	1	04/02/2018 01:23	WG1092320
1,2,3-Trichlorobenzene	U		0.000230	0.00100	1	04/02/2018 01:23	WG1092320
1,2,4-Trichlorobenzene	U		0.000355	0.00100	1	04/02/2018 01:23	WG1092320
1,1,1-Trichloroethane	U		0.000319	0.00100	1	04/02/2018 01:23	WG1092320
1,1,2-Trichloroethane	U		0.000383	0.00100	1	04/02/2018 01:23	WG1092320
Trichloroethene	U		0.000398	0.00100	1	04/02/2018 01:23	WG1092320
Trichlorofluoromethane	U		0.00120	0.00500	1	04/02/2018 01:23	WG1092320
1,2,3-Trichloropropane	U		0.000807	0.00250	1	04/02/2018 01:23	WG1092320
1,2,4-Trimethylbenzene	U		0.000373	0.00100	1	04/02/2018 01:23	WG1092320
1,2,3-Trimethylbenzene	U		0.000321	0.00100	1	04/02/2018 01:23	WG1092320
1,3,5-Trimethylbenzene	U		0.000387	0.00100	1	04/02/2018 01:23	WG1092320
Vinyl chloride	U		0.000259	0.00100	1	04/02/2018 01:23	WG1092320
Xylenes, Total	U		0.00106	0.00300	1	04/02/2018 01:23	WG1092320
(S) Toluene-d8	*97.0*			*80.0-120*		*04/02/2018 01:23*	WG1092320
(S) Dibromofluoromethane	*99.9*			*76.0-123*		*04/02/2018 01:23*	WG1092320
(S) 4-Bromofluorobenzene	*92.4*			*80.0-120*		*04/02/2018 01:23*	WG1092320

L983044-03 Original Sample (OS) • Duplicate (DUP)

(OS) L983044-03 04/05/18 16:29 • (DUP) R3299499-1 04/05/18 16:36

Analyte	Original Result mg/l	DUP Result mg/l	Dilution	DUP RPD %	DUP Qualifier	DUP RPD Limits %
Alkalinity	32.9	33.2	1	0.773		20

Sample Narrative:

OS: Endpoint pH 4.5 Headspace

DUP: Endpoint pH 4.5

L982040-09 Original Sample (OS) • Duplicate (DUP)

(OS) L982040-09 04/05/18 19:23 • (DUP) R3299499-6 04/05/18 19:30

Analyte	Original Result mg/l	DUP Result mg/l	Dilution	DUP RPD %	DUP Qualifier	DUP RPD Limits %
Alkalinity	291	292	1	0.187		20

Sample Narrative:

OS: Endpoint pH 4.5 Headspace

DUP: Endpoint pH 4.5

Laboratory Control Sample (LCS) • Laboratory Control Sample Duplicate (LCSD)

(LCS) R3299499-5 04/05/18 18:14 • (LCSD) R3299499-7 04/05/18 19:36

Analyte	Spike Amount mg/l	LCS Result mg/l	LCSD Result mg/l	LCS Rec. %	LCSD Rec. %	Rec. Limits %	LCS Qualifier	LCSD Qualifier	RPD %	RPD Limits %
Alkalinity	100	111	109	111	109	85.0-115			1.61	20

Sample Narrative:

LCS: Endpoint pH 4.5

LCSD: Endpoint pH 4.5

Method Blank (MB)

(MB) R3298247-1 04/02/18 12:09

Analyte	MB Result mg/l	MB Qualifier	MB MDL mg/l	MB RDL mg/l
Ferrous Iron	U		0.0150	0.0500

Original Sample (OS) • Duplicate (DUP)

(OS) • (DUP) R3298247-4 04/02/18 12:11

Analyte	Original Result	DUP Result mg/l	Dilution	DUP RPD %	DUP Qualifier	DUP RPD Limits %
Ferrous Iron		0.000	1	0.000		20

Laboratory Control Sample (LCS) • Laboratory Control Sample Duplicate (LCSD)

(LCS) R3298247-2 04/02/18 12:09 • (LCSD) R3298247-3 04/02/18 12:09

Analyte	Spike Amount mg/l	LCS Result mg/l	LCSD Result mg/l	LCS Rec. %	LCSD Rec. %	Rec. Limits %	LCS Qualifier	LCSD Qualifier	RPD %	RPD Limits %
Ferrous Iron	1.00	0.953	0.956	95.3	95.6	85.0-115			0.314	20

L982040-08 Original Sample (OS) • Matrix Spike (MS) • Matrix Spike Duplicate (MSD)

(OS) L982040-08 04/02/18 12:15 • (MS) R3298247-5 04/02/18 12:16 • (MSD) R3298247-6 04/02/18 12:16

Analyte	Spike Amount mg/l	Original Result mg/l	MS Result mg/l	MSD Result mg/l	MS Rec. %	MSD Rec. %	Dilution	Rec. Limits %	MS Qualifier	MSD Qualifier	RPD %	RPD Limits %
Ferrous Iron	1.50	U	1.17	1.19	78.2	79.1	1	80.0-120	M2	M2	1.10	20

Method Blank (MB)

(MB) R3298062-1 03/31/18 07:45

Analyte	MB Result mg/l	MB Qualifier	MB MDL mg/l	MB RDL mg/l
Chloride	U		0.0519	1.00
Nitrate	U		0.0227	0.100
Nitrite	U		0.0277	0.100
Sulfate	U		0.0774	5.00

L981990-02 Original Sample (OS) • Duplicate (DUP)

(OS) L981990-02 03/31/18 14:34 • (DUP) R3298062-4 03/31/18 14:50

Analyte	Original Result mg/l	DUP Result mg/l	Dilution	DUP RPD %	DUP Qualifier	DUP RPD Limits %
Chloride	31.4	31.6	1	0.405		15
Nitrate	4.64	4.81	1	3.61		15
Nitrite	ND	0.000	1	0.000		15
Sulfate	20.1	20.1	1	0.342		15

L982040-08 Original Sample (OS) • Duplicate (DUP)

(OS) L982040-08 03/31/18 21:31 • (DUP) R3298062-7 03/31/18 22:17

Analyte	Original Result mg/l	DUP Result mg/l	Dilution	DUP RPD %	DUP Qualifier	DUP RPD Limits %
Chloride	30.4	30.6	1	0.334		15
Nitrate	3.96	4.06	1	2.41		15
Nitrite	U	0.000	1	0.000		15
Sulfate	17.9	18.0	1	0.0780		15

Laboratory Control Sample (LCS) • Laboratory Control Sample Duplicate (LCSD)

(LCS) R3298062-2 03/31/18 08:01 • (LCSD) R3298062-3 03/31/18 08:16

Analyte	Spike Amount mg/l	LCS Result mg/l	LCSD Result mg/l	LCS Rec. %	LCSD Rec. %	Rec. Limits %	LCS Qualifier	LCSD Qualifier	RPD %	RPD Limits %
Chloride	40.0	39.8	39.7	99.6	99.3	80.0-120			0.300	15
Nitrate	8.00	8.31	8.26	104	103	80.0-120			0.614	15
Nitrite	8.00	8.11	8.14	101	102	80.0-120			0.363	15
Sulfate	40.0	40.5	40.5	101	101	80.0-120			0.0892	15

L981990-02 Original Sample (OS) • Matrix Spike (MS) • Matrix Spike Duplicate (MSD)

(OS) L981990-02 03/31/18 14:34 • (MS) R3298062-5 03/31/18 15:05 • (MSD) R3298062-6 03/31/18 15:21

Analyte	Spike Amount mg/l	Original Result mg/l	MS Result mg/l	MSD Result mg/l	MS Rec. %	MSD Rec. %	Dilution	Rec. Limits %	MS Qualifier	MSD Qualifier	RPD %	RPD Limits %
Chloride	50.0	31.4	81.7	81.8	101	101	1	80.0-120			0.183	15
Nitrate	5.00	4.64	9.85	10.0	104	108	1	80.0-120		E1	1.67	15
Nitrite	5.00	ND	5.11	5.15	102	103	1	80.0-120			0.857	15
Sulfate	50.0	20.1	71.4	71.4	103	103	1	80.0-120			0.0469	15

L982040-08 Original Sample (OS) • Matrix Spike (MS)

(OS) L982040-08 03/31/18 21:31 • (MS) R3298062-8 03/31/18 22:32

Analyte	Spike Amount mg/l	Original Result mg/l	MS Result mg/l	MS Rec. %	Dilution	Rec. Limits %	MS Qualifier
Chloride	50.0	30.4	81.8	103	1	80.0-120	
Nitrate	5.00	3.96	9.27	106	1	80.0-120	
Nitrite	5.00	U	5.23	105	1	80.0-120	
Sulfate	50.0	17.9	70.1	104	1	80.0-120	

Method Blank (MB)

(MB) R3298454-1 04/02/18 15:56

Analyte	MB Result mg/l	MB Qualifier	MB MDL mg/l	MB RDL mg/l
TOC (Total Organic Carbon)	0.220	E4	0.102	1.00

L981910-03 Original Sample (OS) • Duplicate (DUP)

(OS) L981910-03 04/02/18 17:58 • (DUP) R3298454-3 04/02/18 18:10

Analyte	Original Result mg/l	DUP Result mg/l	Dilution	DUP RPD %	DUP Qualifier	DUP RPD Limits %
TOC (Total Organic Carbon)	1.06	0.987	1	7.07		20

L981943-01 Original Sample (OS) • Duplicate (DUP)

(OS) L981943-01 04/02/18 20:49 • (DUP) R3298454-5 04/02/18 21:08

Analyte	Original Result mg/l	DUP Result mg/l	Dilution	DUP RPD %	DUP Qualifier	DUP RPD Limits %
TOC (Total Organic Carbon)	34.6	34.2	1	1.16		20

Sample Narrative:

OS: biphasic sample, aqueous layer analyzed

Laboratory Control Sample (LCS) • Laboratory Control Sample Duplicate (LCSD)

(LCS) R3298454-2 04/02/18 16:34 • (LCSD) R3298454-4 04/02/18 18:53

Analyte	Spike Amount mg/l	LCS Result mg/l	LCSD Result mg/l	LCS Rec. %	LCSD Rec. %	Rec. Limits %	LCS Qualifier	LCSD Qualifier	RPD %	RPD Limits %
TOC (Total Organic Carbon)	75.0	77.1	75.4	103	101	85.0-115			2.15	20

L982040-09 Original Sample (OS) • Matrix Spike (MS) • Matrix Spike Duplicate (MSD)

(OS) L982040-09 04/02/18 23:34 • (MS) R3298454-6 04/02/18 23:56 • (MSD) R3298454-7 04/03/18 00:12

Analyte	Spike Amount mg/l	Original Result mg/l	MS Result mg/l	MSD Result mg/l	MS Rec. %	MSD Rec. %	Dilution	Rec. Limits %	MS Qualifier	MSD Qualifier	RPD %	RPD Limits %
TOC (Total Organic Carbon)	50.0	1.08	51.3	51.4	100	101	1	80.0-120			0.234	20

Method Blank (MB)

(MB) R3298619-1 04/03/18 07:48

Analyte	MB Result mg/l	MB Qualifier	MB MDL mg/l	MB RDL mg/l
TOC (Total Organic Carbon)	U		0.102	1.00

L982040-10 Original Sample (OS) • Duplicate (DUP)

(OS) L982040-10 04/03/18 09:33 • (DUP) R3298619-3 04/03/18 09:45

Analyte	Original Result mg/l	DUP Result mg/l	Dilution	DUP RPD %	DUP Qualifier	DUP RPD Limits %
TOC (Total Organic Carbon)	1.91	1.81	1	5.42		20

Laboratory Control Sample (LCS) • Laboratory Control Sample Duplicate (LCSD)

(LCS) R3298619-2 04/03/18 08:27 • (LCSD) R3298619-6 04/03/18 12:21

Analyte	Spike Amount mg/l	LCS Result mg/l	LCSD Result mg/l	LCS Rec. %	LCSD Rec. %	Rec. Limits %	LCS Qualifier	LCSD Qualifier	RPD %	RPD Limits %
TOC (Total Organic Carbon)	75.0	79.1	79.7	105	106	85.0-115			0.756	20

L982040-10 Original Sample (OS) • Matrix Spike (MS) • Matrix Spike Duplicate (MSD)

(OS) L982040-10 04/03/18 09:33 • (MS) R3298619-4 04/03/18 10:19 • (MSD) R3298619-5 04/03/18 10:35

Analyte	Spike Amount mg/l	Original Result mg/l	MS Result mg/l	MSD Result mg/l	MS Rec. %	MSD Rec. %	Dilution	Rec. Limits %	MS Qualifier	MSD Qualifier	RPD %	RPD Limits %
TOC (Total Organic Carbon)	50.0	1.91	50.3	50.7	96.7	97.5	1	80.0-120			0.813	20

Method Blank (MB)

(MB) R3298934-1 04/04/18 10:18

Analyte	MB Result mg/l	MB Qualifier	MB MDL mg/l	MB RDL mg/l
Methane	U		0.00291	0.0100
Ethane	U		0.00407	0.0130
Ethene	U		0.00426	0.0130

L982040-10 Original Sample (OS) • Duplicate (DUP)

(OS) L982040-10 04/04/18 10:38 • (DUP) R3298934-2 04/04/18 11:14

Analyte	Original Result mg/l	DUP Result mg/l	Dilution	DUP RPD %	DUP Qualifier	DUP RPD Limits %
Methane	U	0.000	1	0.000		20
Ethane	U	0.000	1	0.000		20
Ethene	U	0.000	1	0.000		20

L982471-10 Original Sample (OS) • Duplicate (DUP)

(OS) L982471-10 04/04/18 11:55 • (DUP) R3298934-3 04/04/18 13:00

Analyte	Original Result mg/l	DUP Result mg/l	Dilution	DUP RPD %	DUP Qualifier	DUP RPD Limits %
Methane	6.76	6.78	1	0.274		20
Ethane	ND	0.000	1	0.000		20
Ethene	ND	0.000	1	0.000		20

Laboratory Control Sample (LCS) • Laboratory Control Sample Duplicate (LCSD)

(LCS) R3298934-4 04/04/18 13:08 • (LCSD) R3298934-5 04/04/18 13:17

Analyte	Spike Amount mg/l	LCS Result mg/l	LCSD Result mg/l	LCS Rec. %	LCSD Rec. %	Rec. Limits %	LCS Qualifier	LCSD Qualifier	RPD %	RPD Limits %
Methane	0.0678	0.0730	0.0724	108	107	85.0-115			0.773	20
Ethane	0.129	0.121	0.116	94.1	89.8	85.0-115			4.66	20
Ethene	0.127	0.125	0.119	98.2	93.8	85.0-115			4.60	20

Method Blank (MB)

(MB) R3299479-3 04/02/18 00:19

Analyte	MB Result mg/l	MB Qualifier	MB MDL mg/l	MB RDL mg/l
Acetone	U		0.0100	0.0500
Acrolein	U		0.00887	0.0500
Acrylonitrile	U		0.00187	0.0100
Benzene	U		0.000331	0.00100
Bromobenzene	U		0.000352	0.00100
Bromodichloromethane	U		0.000380	0.00100
Bromoform	U		0.000469	0.00100
Bromomethane	U		0.000866	0.00500
1,3-Butadiene	U		0.000330	0.00200
n-Butylbenzene	U		0.000361	0.00100
sec-Butylbenzene	U		0.000365	0.00100
tert-Butylbenzene	U		0.000399	0.00100
Carbon disulfide	U		0.000275	0.00100
Carbon tetrachloride	U		0.000379	0.00100
Chlorobenzene	U		0.000348	0.00100
Chlorodibromomethane	U		0.000327	0.00100
Chloroethane	U		0.000453	0.00500
Chloroform	U		0.000324	0.00500
Chloromethane	U		0.000276	0.00250
Cyclohexane	U		0.000390	0.00100
2-Chlorotoluene	U		0.000375	0.00100
4-Chlorotoluene	U		0.000351	0.00100
1,2-Dibromo-3-Chloropropane	U		0.00133	0.00500
1,2-Dibromoethane	U		0.000381	0.00100
Dibromomethane	U		0.000346	0.00100
1,2-Dichlorobenzene	U		0.000349	0.00100
1,3-Dichlorobenzene	U		0.000220	0.00100
1,4-Dichlorobenzene	U		0.000274	0.00100
Dichlorodifluoromethane	U		0.000551	0.00500
1,1-Dichloroethane	U		0.000259	0.00100
1,2-Dichloroethane	U		0.000361	0.00100
1,1-Dichloroethene	U		0.000398	0.00100
cis-1,2-Dichloroethene	U		0.000260	0.00100
trans-1,2-Dichloroethene	U		0.000396	0.00100
1,2-Dichloropropane	U		0.000306	0.00100
1,1-Dichloropropene	U		0.000352	0.00100
1,3-Dichloropropane	U		0.000366	0.00100
cis-1,3-Dichloropropene	U		0.000418	0.00100
trans-1,3-Dichloropropene	U		0.000419	0.00100
2,2-Dichloropropane	U		0.000321	0.00100

Method Blank (MB)

(MB) R3299479-3 04/02/18 00:19

Analyte	MB Result mg/l	MB Qualifier	MB MDL mg/l	MB RDL mg/l
Dicyclopentadiene	U		0.000219	0.00100
Di-isopropyl ether	U		0.000320	0.00100
Ethylbenzene	U		0.000384	0.00100
4-Ethyltoluene	U		0.000172	0.00100
Hexachloro-1,3-butadiene	U		0.000256	0.00100
n-Hexane	U		0.000736	0.0100
Isopropylbenzene	U		0.000326	0.00100
p-Isopropyltoluene	U		0.000350	0.00100
2-Butanone (MEK)	U		0.00393	0.0100
Methyl Cyclohexane	U		0.000380	0.00100
Methylene Chloride	U		0.00100	0.00500
4-Methyl-2-pentanone (MIBK)	U		0.00214	0.0100
Methyl tert-butyl ether	U		0.000367	0.00100
Naphthalene	U		0.00100	0.00500
Propene	U		0.000975	0.00250
n-Propylbenzene	U		0.000349	0.00100
Styrene	U		0.000307	0.00100
1,1,1,2-Tetrachloroethane	U		0.000385	0.00100
1,1,2,2-Tetrachloroethane	U		0.000130	0.00100
Tetrachloroethene	U		0.000372	0.00100
Toluene	U		0.000412	0.00100
1,1,2-Trichlorotrifluoroethane	U		0.000303	0.00100
1,2,3-Trichlorobenzene	U		0.000230	0.00100
1,2,4-Trichlorobenzene	U		0.000355	0.00100
1,1,1-Trichloroethane	U		0.000319	0.00100
1,1,2-Trichloroethane	U		0.000383	0.00100
Trichloroethene	U		0.000398	0.00100
Trichlorofluoromethane	U		0.00120	0.00500
1,2,3-Trichloropropane	U		0.000807	0.00250
1,2,3-Trimethylbenzene	U		0.000321	0.00100
1,2,4-Trimethylbenzene	U		0.000373	0.00100
1,3,5-Trimethylbenzene	U		0.000387	0.00100
Vinyl chloride	U		0.000259	0.00100
Xylenes, Total	U		0.00106	0.00300
(S) Toluene-d8	*98.5*			*80.0-120*
(S) Dibromofluoromethane	*104*			*76.0-123*
(S) 4-Bromofluorobenzene	*96.4*			*80.0-120*

Laboratory Control Sample (LCS) • Laboratory Control Sample Duplicate (LCSD)

(LCS) R3299479-1 04/01/18 23:13 • (LCSD) R3299479-2 04/01/18 23:33

Analyte	Spike Amount mg/l	LCS Result mg/l	LCSD Result mg/l	LCS Rec. %	LCSD Rec. %	Rec. Limits %	LCS Qualifier	LCSD Qualifier	RPD %	RPD Limits %
Acetone	0.125	0.138	0.136	110	109	10.0-160			1.22	23
Acrolein	0.125	0.256	0.289	205	231	10.0-160	L1	L1	12.1	20
Acrylonitrile	0.125	0.130	0.124	104	99.2	60.0-142			4.37	20
Benzene	0.0250	0.0251	0.0247	100	98.7	69.0-123			1.74	20
Bromobenzene	0.0250	0.0219	0.0218	87.6	87.2	79.0-120			0.432	20
Bromodichloromethane	0.0250	0.0253	0.0245	101	98.0	76.0-120			3.20	20
Bromoform	0.0250	0.0271	0.0242	108	96.8	67.0-132			11.2	20
Bromomethane	0.0250	0.0192	0.0206	77.0	82.3	18.0-160			6.64	20
1,3-Butadiene	0.0250	0.0227	0.0247	90.9	98.6	40.0-141			8.10	20
n-Butylbenzene	0.0250	0.0250	0.0239	100	95.8	72.0-126			4.30	20
sec-Butylbenzene	0.0250	0.0251	0.0243	100	97.0	74.0-121			3.43	20
tert-Butylbenzene	0.0250	0.0248	0.0234	99.2	93.7	75.0-122			5.69	20
Carbon disulfide	0.0250	0.0264	0.0269	106	108	55.0-127			1.90	20
Carbon tetrachloride	0.0250	0.0239	0.0246	95.7	98.4	63.0-122			2.77	20
Chlorobenzene	0.0250	0.0256	0.0248	102	99.0	79.0-121			3.37	20
Chlorodibromomethane	0.0250	0.0269	0.0261	108	104	75.0-125			3.05	20
Chloroethane	0.0250	0.0200	0.0231	80.1	92.5	47.0-152			14.3	20
Chloroform	0.0250	0.0255	0.0257	102	103	72.0-121			0.829	20
Chloromethane	0.0250	0.0249	0.0270	99.7	108	48.0-139			7.95	20
Cyclohexane	0.0250	0.0286	0.0292	114	117	70.0-130			2.03	20
2-Chlorotoluene	0.0250	0.0244	0.0241	97.5	96.5	74.0-122			1.08	20
4-Chlorotoluene	0.0250	0.0239	0.0227	95.6	90.9	79.0-120			5.02	20
1,2-Dibromo-3-Chloropropane	0.0250	0.0224	0.0200	89.4	80.0	64.0-127			11.2	20
1,2-Dibromoethane	0.0250	0.0248	0.0230	99.1	91.9	77.0-123			7.55	20
Dibromomethane	0.0250	0.0261	0.0253	104	101	78.0-120			3.30	20
1,2-Dichlorobenzene	0.0250	0.0247	0.0232	98.7	92.7	80.0-120			6.20	20
1,3-Dichlorobenzene	0.0250	0.0235	0.0228	93.9	91.3	72.0-123			2.83	20
1,4-Dichlorobenzene	0.0250	0.0255	0.0248	102	99.3	77.0-120			2.73	20
Dichlorodifluoromethane	0.0250	0.0156	0.0174	62.5	69.5	49.0-155			10.6	20
1,1-Dichloroethane	0.0250	0.0252	0.0265	101	106	70.0-126			5.25	20
1,2-Dichloroethane	0.0250	0.0257	0.0254	103	101	67.0-126			1.12	20
1,1-Dichloroethene	0.0250	0.0251	0.0251	100	100	64.0-129			0.137	20
cis-1,2-Dichloroethene	0.0250	0.0245	0.0239	98.2	95.4	73.0-120			2.86	20
trans-1,2-Dichloroethene	0.0250	0.0246	0.0244	98.3	97.4	71.0-121			0.861	20
1,2-Dichloropropane	0.0250	0.0274	0.0260	110	104	75.0-125			5.45	20
1,1-Dichloropropene	0.0250	0.0253	0.0264	101	106	71.0-129			4.11	20
1,3-Dichloropropane	0.0250	0.0256	0.0243	102	97.3	80.0-121			5.00	20
cis-1,3-Dichloropropene	0.0250	0.0254	0.0243	102	97.1	79.0-123			4.56	20
trans-1,3-Dichloropropene	0.0250	0.0267	0.0236	107	94.4	74.0-127			12.5	20
2,2-Dichloropropane	0.0250	0.0259	0.0262	104	105	60.0-125			1.14	20

Laboratory Control Sample (LCS) • Laboratory Control Sample Duplicate (LCSD)

(LCS) R3299479-1 04/01/18 23:13 • (LCSD) R3299479-2 04/01/18 23:33

Analyte	Spike Amount mg/l	LCS Result mg/l	LCSD Result mg/l	LCS Rec. %	LCSD Rec. %	Rec. Limits %	LCS Qualifier	LCSD Qualifier	RPD %	RPD Limits %
Dicyclopentadiene	0.0250	0.0224	0.0221	89.7	88.4	72.0-121			1.40	20
Di-isopropyl ether	0.0250	0.0290	0.0283	116	113	59.0-133			2.46	20
Ethylbenzene	0.0250	0.0276	0.0263	111	105	77.0-120			4.75	20
4-Ethyltoluene	0.0250	0.0230	0.0221	91.9	88.5	74.0-120			3.73	20
Hexachloro-1,3-butadiene	0.0250	0.0241	0.0249	96.3	99.8	64.0-131			3.54	20
n-Hexane	0.0250	0.0278	0.0281	111	112	56.0-124			0.916	20
Isopropylbenzene	0.0250	0.0267	0.0257	107	103	75.0-120			3.93	20
p-Isopropyltoluene	0.0250	0.0243	0.0235	97.2	94.2	74.0-126			3.15	20
2-Butanone (MEK)	0.125	0.134	0.125	107	100	37.0-158			6.68	20
Methyl Cyclohexane	0.0250	0.0266	0.0274	107	110	70.0-130			2.91	20
Methylene Chloride	0.0250	0.0230	0.0234	92.1	93.5	66.0-121			1.47	20
4-Methyl-2-pentanone (MIBK)	0.125	0.157	0.142	125	113	59.0-143			9.91	20
Methyl tert-butyl ether	0.0250	0.0241	0.0236	96.3	94.4	64.0-123			2.05	20
Naphthalene	0.0250	0.0245	0.0224	97.9	89.6	62.0-128			8.88	20
Propene	0.0250	0.0143	0.0144	57.2	57.7	10.0-160			0.881	21
n-Propylbenzene	0.0250	0.0248	0.0243	99.1	97.1	79.0-120			2.04	20
Styrene	0.0250	0.0292	0.0269	117	108	78.0-124			8.36	20
1,1,1,2-Tetrachloroethane	0.0250	0.0249	0.0235	99.8	94.0	75.0-122			5.91	20
1,1,2,2-Tetrachloroethane	0.0250	0.0224	0.0208	89.4	83.2	71.0-122			7.21	20
Tetrachloroethene	0.0250	0.0251	0.0238	100	95.1	70.0-127			5.46	20
Toluene	0.0250	0.0248	0.0240	99.2	96.1	77.0-120			3.20	20
1,1,2-Trichlorotrifluoroethane	0.0250	0.0263	0.0275	105	110	61.0-136			4.38	20
1,2,3-Trichlorobenzene	0.0250	0.0266	0.0245	107	98.0	61.0-133			8.40	20
1,2,4-Trichlorobenzene	0.0250	0.0279	0.0248	111	99.2	69.0-129			11.6	20
1,1,1-Trichloroethane	0.0250	0.0250	0.0246	100	98.5	68.0-122			1.67	20
1,1,2-Trichloroethane	0.0250	0.0256	0.0242	103	96.9	78.0-120			5.69	20
Trichloroethene	0.0250	0.0244	0.0238	97.4	95.1	78.0-120			2.42	20
Trichlorofluoromethane	0.0250	0.0269	0.0301	107	120	56.0-137			11.2	20
1,2,3-Trichloropropane	0.0250	0.0219	0.0200	87.5	80.0	72.0-124			9.05	20
1,2,3-Trimethylbenzene	0.0250	0.0246	0.0236	98.4	94.5	75.0-120			3.96	20
1,2,4-Trimethylbenzene	0.0250	0.0241	0.0229	96.2	91.5	75.0-120			5.05	20
1,3,5-Trimethylbenzene	0.0250	0.0252	0.0241	101	96.5	75.0-120			4.44	20
Vinyl chloride	0.0250	0.0242	0.0268	96.8	107	64.0-133			10.0	20
Xylenes, Total	0.0750	0.0797	0.0757	106	101	77.0-120			5.15	20
(S) Toluene-d8				*102*	*101*	*80.0-120*				
(S) Dibromofluoromethane				*98.7*	*103*	*76.0-123*				
(S) 4-Bromofluorobenzene				*94.5*	*92.9*	*80.0-120*				

Instrument: VOCMS16 • File ID: 0401_36

04/01/18 23:13

Sample ID	File ID	8260-PENTAFLUOROBENZENE Response	8260-1,4-DIFLUOROBENZENE Response	8260-2-BROMO-1-CHLOROPROPANE Response	8260-1,4-DICHLOROBENZENE-D4 Response
Standard	0401_36	689664	1111726	205505	384088
Upper Limit		1476218	2324974	438166	813186
Lower Limit		369055	581244	109542	203297
LCS R3299479-1 WG1092320 1x	0401_36u	689664	1111726	205505	384088
LCSD R3299479-2 WG1092320 1x	0401_37	689442	1115286	207325	395363
BLANK R3299479-3 WG1092320 1x	0401_39	730496	1161012	215708	381173
L982040-11 WG1092320 1x	0401_41	723715	1139308	214861	383700
L982040-01 WG1092320 1x	0401_50	818070	1271269	237381	413283
L982040-02 WG1092320 1x	0401_51	776649	1229401	227576	400807
L982040-03 WG1092320 1x	0401_52	767894	1188149	225361	390578
L982040-04 WG1092320 1x	0401_53	737736	1183470	214052	392233
L982040-05 WG1092320 1x	0401_54	748799	1163042	215486	377311
L982040-06 WG1092320 1x	0401_55	720855	1141100	215583	367520
L982040-07 WG1092320 1x	0401_56	728104	1134943	211999	361469
L982040-08 WG1092320 1x	0401_57	709893	1120864	209317	361117
L982040-09 WG1092320 1x	0401_58	714443	1107706	200722	371654
L982040-10 WG1092320 1x	0401_59	715095	1097347	204696	357557

1 Cp
2 Tc
3 Ss
4 Cn
5 Sr
6 Qc
7 Is
8 Gl
9 Al
10 Sc

Guide to Reading and Understanding Your Laboratory Report

The information below is designed to better explain the various terms used in your report of analytical results from the Laboratory. This is not intended as a comprehensive explanation, and if you have additional questions please contact your project representative.

Abbreviations and Definitions

MDL	Method Detection Limit.
ND	Not detected at the Reporting Limit (or MDL where applicable).
RDL	Reported Detection Limit.
Rec.	Recovery.
RPD	Relative Percent Difference.
SDG	Sample Delivery Group.
(S)	Surrogate (Surrogate Standard) - Analytes added to every blank, sample, Laboratory Control Sample/Duplicate and Matrix Spike/Duplicate; used to evaluate analytical efficiency by measuring recovery. Surrogates are not expected to be detected in all environmental media.
U	Not detected at the Reporting Limit (or MDL where applicable).
Analyte	The name of the particular compound or analysis performed. Some Analyses and Methods will have multiple analytes reported.
Dilution	If the sample matrix contains an interfering material, or if concentrations of analytes in the sample are higher than the highest limit of concentration that the laboratory can accurately report, the sample may be diluted for analysis. If a value different than 1 is used in this field, the result reported has already been corrected for this factor.
Limits	These are the target % recovery ranges or % difference value that the laboratory has historically determined as normal for the method and analyte being reported. Successful QC Sample analysis will target all analytes recovered or duplicated within these ranges.
Original Sample	The non-spiked sample in the prep batch used to determine the Relative Percent Difference (RPD) from a quality control sample. The Original Sample may not be included within the reported SDG.
Qualifier	This column provides a letter and/or number designation that corresponds to additional information concerning the result reported. If a Qualifier is present, a definition per Qualifier is provided within the Glossary and Definitions page and potentially a discussion of possible implications of the Qualifier in the Case Narrative if applicable.
Result	The actual analytical final result (corrected for any sample specific characteristics) reported for your sample. If there was no measurable result returned for a specific analyte, the result in this column may state “ND” (Not Detected) or “BDL” (Below Detectable Levels). The information in the results column should always be accompanied by either an MDL (Method Detection Limit) or RDL (Reporting Detection Limit) that defines the lowest value that the laboratory could detect or report for this analyte.
Case Narrative (Cn)	A brief discussion about the included sample results, including a discussion of any non-conformances to protocol observed either at sample receipt by the laboratory from the field or during the analytical process. If present, there will be a section in the Case Narrative to discuss the meaning of any data qualifiers used in the report.
Quality Control Summary (Qc)	This section of the report includes the results of the laboratory quality control analyses required by procedure or analytical methods to assist in evaluating the validity of the results reported for your samples. These analyses are not being performed on your samples typically, but on laboratory generated material.
Sample Chain of Custody (Sc)	This is the document created in the field when your samples were initially collected. This is used to verify the time and date of collection, the person collecting the samples, and the analyses that the laboratory is requested to perform. This chain of custody also documents all persons (excluding commercial shippers) that have had control or possession of the samples from the time of collection until delivery to the laboratory for analysis.
Sample Results (Sr)	This section of your report will provide the results of all testing performed on your samples. These results are provided by sample ID and are separated by the analyses performed on each sample. The header line of each analysis section for each sample will provide the name and method number for the analysis reported.
Sample Summary (Ss)	This section of the Analytical Report defines the specific analyses performed for each sample ID, including the dates and times of preparation and/or analysis.

Qualifier	Description
B1	Target analyte detected in method blank at or above the method reporting limit.
E1	Concentration estimated. Analyte exceeded calibration range. Reanalysis not possible due to insufficient sample.
E4	Concentration estimated. Analyte was detected below laboratory minimum reporting level (MRL) but above MDL.
L1	The associated blank spike recovery was above laboratory acceptance limits.
M2	Matrix spike recovery was low, the method control sample recovery was acceptable.

ACCREDITATIONS & LOCATIONS

ESC Lab Sciences is the only environmental laboratory accredited/certified to support your work nationwide from one location. One phone call, one point of contact, one laboratory. No other lab is as accessible or prepared to handle your needs throughout the country. Our capacity and capability from our single location laboratory is comparable to the collective totals of the network laboratories in our industry. The most significant benefit to our one location design is the design of our laboratory campus. The model is conducive to accelerated productivity, decreasing turn-around time, and preventing cross contamination, thus protecting sample integrity. Our focus on premium quality and prompt service allows us to be YOUR LAB OF CHOICE.
* Not all certifications held by the laboratory are applicable to the results reported in the attached report.
* Accreditation is only applicable to the test methods specified on each scope of accreditation held by ESC Lab Sciences.

State Accreditations

Alabama	40660	Nebraska	NE-OS-15-05
Alaska	17-026	Nevada	TN-03-2002-34
Arizona	AZ0612	New Hampshire	2975
Arkansas	88-0469	New Jersey–NELAP	TN002
California	2932	New Mexico [1]	n/a
Colorado	TN00003	New York	11742
Connecticut	PH-0197	North Carolina	Env375
Florida	E87487	North Carolina [1]	DW21704
Georgia	NELAP	North Carolina [3]	41
Georgia [1]	923	North Dakota	R-140
Idaho	TN00003	Ohio–VAP	CL0069
Illinois	200008	Oklahoma	9915
Indiana	C-TN-01	Oregon	TN200002
Iowa	364	Pennsylvania	68-02979
Kansas	E-10277	Rhode Island	LAO00356
Kentucky [1 6]	90010	South Carolina	84004
Kentucky [2]	16	South Dakota	n/a
Louisiana	AI30792	Tennessee [1 4]	2006
Louisiana [1]	LA180010	Texas	T 104704245-17-14
Maine	TN0002	Texas [5]	LAB0152
Maryland	324	Utah	TN00003
Massachusetts	M-TN003	Vermont	VT2006
Michigan	9958	Virginia	460132
Minnesota	047-999-395	Washington	C847
Mississippi	TN00003	West Virginia	233
Missouri	340	Wisconsin	9980939910
Montana	CERT0086	Wyoming	A2LA

Third Party Federal Accreditations

A2LA – ISO 17025	1461.01	AIHA-LAP,LLC EMLAP	100789
A2LA – ISO 17025 [5]	1461.02	DOD	1461.01
Canada	1461.01	USDA	P330-15-00234
EPA–Crypto	TN00003		

[1] Drinking Water [2] Underground Storage Tanks [3] Aquatic Toxicity [4] Chemical/Microbiological [5] Mold [6] Wastewater n/a Accreditation not applicable

Our Locations

ESC Lab Sciences has sixty-four client support centers that provide sample pickup and/or the delivery of sampling supplies. If you would like assistance from one of our support offices, please contact our main office. ESC Lab Sciences performs all testing at our central laboratory.

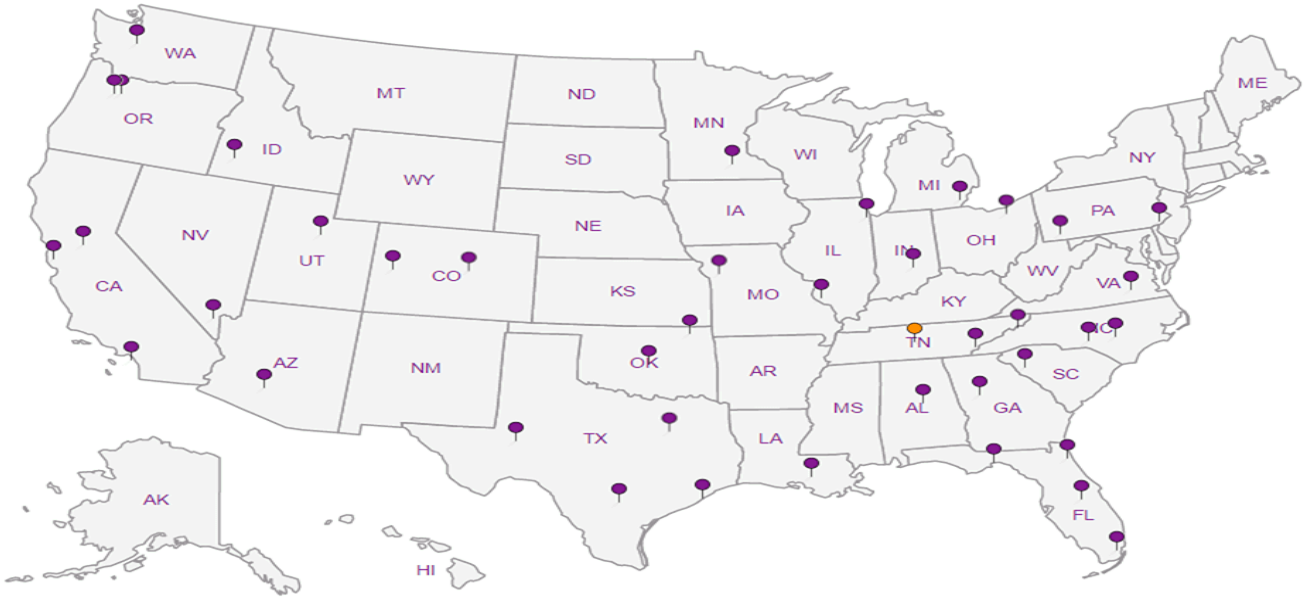

Chain of Custody Page 1 of 2

ESC LAB SCIENCES
YOUR LAB OF CHOICE
12065 Lebanon Rd
Mount Juliet, TN 37122
Phone: 615-758-5858
Phone: 800-767-5859
Fax: 615-758-5859

L# 98204

H153

Acctnum: PINYONMAZ
Template:
Prelogin:
TSR:
PB:
Shipped Via:

Pinyon Environmental
1408 W. Mendoza Avenue
Mesa, AZ 85202

Billing Information:

Pres Chk

Report to: **Steve Sutherland**

Email To: **sutherland@pinyon-env.com**

Project Description: **260 & Johnson Lane WQARF Site**

City/State Collected: **Pinetop-Lakeside, AZ**

Phone: **303.785.7697**
Fax:

Client Project # **717100601**

Lab Project #

Collected by (print): Steven Sutherland

Site/Facility ID #

P.O. #

Collected by (signature):

Immediately Packed on Ice N ___ Y X

Rush? (Lab MUST Be Notified)
___ Same Day ___ Five Day
___ Next Day ___ 5 Day (Rad Only)
___ Two Day ___ 10 Day (Rad Only)
___ Three Day

Quote #

Date Results Needed: Normal

Analysis / Container / Preservative

Sample ID	Comp/Grab	Matrix *	Depth	Date	Time	No. of Cntrs	RSK 175*/ 40mL amber/ HCl	Sulfate, **Nitrate, Nitrite, Chloride	Alkalinity/ 250ML HDPE/ No PRes	TOC/ 250mL amber/ HCl	VOCS 8260B/ 40mL amber/ HCl	Ferrous Iron					Remarks	Sample # (lab only)
Rainbow Cabins	G	GW	NA	3/29/18	1150	2					X							01
Gardens					1605	2					X							02
MW-1					1700	8	X	X	X	X	X	X						03
MW-3					1858	2					X							04

* Matrix:
SS - Soil AIR - Air F - Filter
GW - Groundwater B - Bioassay
WW - WasteWater
DW - Drinking Water
OT - Other_____

Remarks:
*RSK 175= Ethene, Ethane, Methane
**NITRATE HAS 48HR HOLD TIME + Ferrous Iron

pH _____ Temp _____
Flow _____ Other _____

Samples returned via: __UPS X FedEx __Courier __ _____

Tracking # 5260 PHX 2028 3944

Sample Receipt Checklist
COC Seal Present/Intact: __NP X Y __N
COC Signed/Accurate: X Y __N
Bottles arrive intact: X Y __N
Correct bottles used: X Y __N
Sufficient volume sent: X Y __N
If Applicable
VOA Zero Headspace: X Y __N
Preservation Correct/Checked: X Y __N

Relinquished by : (Signature)	Date:	Time:	Received by: (Signature)	Trip Blank Received: Yes / No HCL / MeoH TBR
	3/30/18	1815		1
Relinquished by : (Signature)	Date:	Time:	Received by: (Signature)	Temp: 2.5 °C Bottles Received: 56
	3/30/18	1830	SWA	
Relinquished by : (Signature)	Date:	Time:	Received for lab by: (Signature)	Date: Time:
			Kathleen Cleon	3-31-18 0845

If preservation required by Login: Date/Time

Hold:

Condition: NCF / OK

ESCKFE

Chain of Custody Page 2 of 2

ESC LAB SCIENCES

YOUR LAB OF CHOICE

12065 Lebanon Rd
Mount Juliet, TN 37122
Phone: 615-758-5858
Phone: 800-767-5859
Fax: 615-758-5859

L# 982040

Table #

Acctnum: PINYONMAZ

Template:

Prelogin:

TSR:

PB:

Shipped Via:

Pinyon Environmental
1408 W. Mendoza Avenue
Mesa, AZ 85202

Billing Information:

Pres Chk

Report to: **Steve Sutherland**

Email To: **sutherland@pinyon-env.com**

Project Description: **260 & Johnson Lane WQARF Site**

City/State Collected: **Pinetop-Lakeside, AZ**

Phone: **303.785.7697**
Fax:

Client Project # **717100601**

Lab Project #

Collected by (print): Steve Sutherland

Site/Facility ID #

P.O. #

Collected by (signature):

Immediately Packed on Ice N ___ Y ✓

Rush? (Lab MUST Be Notified)
___ Same Day ___ Five Day
___ Next Day ___ 5 Day (Rad Only)
___ Two Day ___ 10 Day (Rad Only)
___ Three Day

Quote #

Date Results Needed: Normal

Analysis / Container / Preservative

Sample ID	Comp/Grab	Matrix *	Depth	Date	Time	No. of Cntrs	RSK 175*/ 40mL amber/ HCl	Sulfate, **Nitrate, Nitrite, Chloride	Alkalinity/ 250ML HDPE/ No PRes	TOC/ 250mL amber/ HCl	VOCS 8260B/ 40mL amber/ HCl	Ferrous Iron	Remarks	Sample # (lab only)
LAB well	G	GW	NA	3/30/18	1045	2					X			
MW-2					1105	8	X	X	X	X	X	X		
Kengla-2					1200	8	X	X	X	X	X	X		
Kengla-3R					1235	8	X	X	X	X	X	X		
Kengla-1R					1320	8	X	X	X	X	X	X		
Kengla-1					1430	8	X	X	X	X	X	X		
Trip Blank						1					X			

* Matrix:
SS - Soil AIR - Air F - Filter
GW - Groundwater B - Bioassay
WW - WasteWater
DW - Drinking Water
OT - Other_____

Remarks:
*RSK 175= Ethene, Ethane, Methane
**NITRATE HAS 48HR HOLD TIME + Ferrous IRON

pH _____ Temp _____
Flow _____ Other _____

Samples returned via: southwest
__ UPS __ FedEx __ Courier ___

Tracking # 526 PHX 2028 3944

Sample Receipt Checklist
COC Seal Present/Intact: __NP __Y __N
COC Signed/Accurate: __Y __N
Bottles arrive intact: __Y __N
Correct bottles used: __Y __N
Sufficient volume sent: __Y __N
If Applicable
VOA Zero Headspace: __Y __N
Preservation Correct/Checked: __Y __N

Relinquished by : (Signature)	Date:	Time:	Received by: (Signature)	Trip Blank Received: Yes / No HCl / MeoH TBR
	3/30/18	1815		1
Relinquished by : (Signature)	**Date:**	**Time:**	**Received by: (Signature)**	**Temp:** 2.5 °C **Bottles Received:** 56
	3/30/18	1830	SWA	
Relinquished by : (Signature)	**Date:**	**Time:**	**Received for lab by: (Signature)**	**Date:** 3-31-18 **Time:** 0845
			Kathryn Cason	

If preservation required by Login: Date/Time

Hold:

Condition: NCF / OK

ESCAZ

The results set forth herein are provided by SGS North America Inc.

e-Hardcopy 2.0
Automated Report

Technical Report for

Arizona Dept. of Environmental Quality

E&E Services, Lakeside, AZ

SGS Job Number: TD18891

Sampling Date: 03/27/18

Report to:

1110 W. Washington St
Phoenix, AZ 85007
bam@azdeq.gov

ATTN: Brent Mitchell

Total number of pages in report: 99

Richard Rodriguez
Laboratory Director

Test results contained within this data package meet the requirements of the National Environmental Laboratory Accreditation Program and/or state specific certification programs as applicable.

Client Service contact: Anita Patel 713-271-4700

Certifications: TX (T104704220-18-29) AR (14-016-0) AZ (AZ0769) FL (E87628) KS (E-10366) LA (85695/04004) NJ (TX010) OK (2017-002) VA (8999)

This report shall not be reproduced, except in its entirety, without the written approval of SGS.
Test results relate only to samples analyzed.

SGS is the sole authority for authorizing edits or modifications to this document.
Unauthorized modification of this report is strictly prohibited.
Review standard terms at: http://www.sgs.com/en/terms-and-conditions

Please share your ideas about
how we can serve you better at:
EHS.US.CustomerCare@sgs.com

Sections: 1 2 3 4 5 6 7 8 9 10 11 12

Table of Contents

-1-

Section 1: Sample Summary **3**
Section 2: Case Narrative/Conformance Summary **4**
Section 3: Summary of Hits **9**
Section 4: Sample Results **11**
4.1: TD18891-1: E&E WELL- SURFACE 12
4.2: TD18891-1A: E&E WELL- SURFACE 19
4.3: TD18891-2: E&E WELL- 135 20
4.4: TD18891-2A: E&E WELL- 135 27
4.5: TD18891-3: E&E WELL- 160 28
4.6: TD18891-3A: E&E WELL- 160 35
Section 5: Misc. Forms **36**
5.1: Arizona Qualifiers 37
5.2: Chain of Custody 38
Section 6: MS Volatiles - QC Data Summaries **46**
6.1: Method Blank Summary 47
6.2: Blank Spike Summary 55
6.3: Blank Spike/Blank Spike Duplicate Summary 62
6.4: Matrix Spike/Matrix Spike Duplicate Summary 63
Section 7: MS Semi-volatiles - QC Data Summaries **70**
7.1: Method Blank Summary 71
7.2: Blank Spike Summary 72
7.3: Matrix Spike/Matrix Spike Duplicate Summary 73
Section 8: Misc. Forms (SGS Orlando, FL) **74**
8.1: Chain of Custody 75
Section 9: GC Volatiles - QC Data (SGS Orlando, FL) **77**
9.1: Method Blank Summary 78
9.2: Blank Spike/Blank Spike Duplicate Summary 79
9.3: Matrix Spike/Matrix Spike Duplicate Summary 80
9.4: Duplicate Summary 81
Section 10: GC/LC Semi-volatiles - QC Data (SGS Orlando, FL) **82**
10.1: Method Blank Summary 83
10.2: Blank Spike Summary 84
10.3: Matrix Spike/Matrix Spike Duplicate Summary 85
Section 11: Misc. Forms (SGS Scott, LA) **86**
11.1: Chain of Custody 87
Section 12: Metals Analysis - QC Data (SGS Scott, LA) **89**
12.1: Prep QC MP11097: Hg 90
12.2: Prep QC MP11100: As,Ba,Cd,Cr,Pb,Se,Ag 95

SGS North America Inc.

Sample Summary

Arizona Dept. of Environmental Quality

E&E Services, Lakeside, AZ

Job No: TD18891

Sample Number	Collected Date	Time	By	Received	Matrix Code	Type	Client Sample ID
TD18891-1	03/27/18	11:45		03/29/18	AQ	Water	E&E WELL- SURFACE
TD18891-1A	03/27/18	11:45		03/29/18	AQ	Water	E&E WELL- SURFACE
TD18891-2	03/27/18	13:15		03/29/18	AQ	Water	E&E WELL- 135
TD18891-2A	03/27/18	13:15		03/29/18	AQ	Water	E&E WELL- 135
TD18891-3	03/27/18	14:05		03/29/18	AQ	Water	E&E WELL- 160
TD18891-3A	03/27/18	14:05		03/29/18	AQ	Water	E&E WELL- 160
TD18891-4	03/27/18	00:00		03/29/18	AQ	Trip Blank Water	TRIP BLANK

SAMPLE DELIVERY GROUP CASE NARRATIVE

Client:	Arizona Dept. of Environmental Quality	**Job No**	TD18891
Site:	E&E Services, Lakeside, AZ	**Report Date**	4/11/2018 2:11:41 PM

3 Sample was collected on 03/27/2018 and received intact at SGS North America Inc (SGS) on 03/29/2018 and properly preserved in 3 coolers at 3.5 Deg C. The samples received an Accutest job number of TD18891. A listing of the Laboratory Sample ID, Client Sample ID and dates of collection are presented in the Results Summary Section of this report.

Except as noted below, all method specified calibrations and quality control performance criteria were met for this job. For more information, please refer to QC summary pages.

MS Volatiles By Method SW846 8260C

Matrix: AQ **Batch ID:** VE2965

- All method blanks for this batch meet method specific criteria.
- Sample(s) TD19189-5MS, TD19189-5MSD were used as the QC samples indicated.
- Matrix Spike Duplicate Recovery(s) for 1,1-Dichloroethylene, cis-1,2-Dichloroethylene are outside control limits. Spike amount low relative to the sample amount. Refer to lab control or spike blank for recovery information.
- Matrix Spike Recovery(s) for 1,1-Dichloroethylene, cis-1,2-Dichloroethylene are outside control limits. Outside control limits due to high level in sample relative to spike amount.
- Matrix Spike Recovery(s) for 1,1-Dichloroethylene, cis-1,2-Dichloroethylene are outside control limits. Spike amount low relative to the sample amount. Refer to lab control or spike blank for recovery information.
- TD18891-1 for Methyl chloride: CCV recovery was below method acceptance criteria. Low check standard confirms detectability. AZ:N1
- TD18891-1 for Cyclohexane: AZ:E4
- TD18891-2 for Methyl chloride: CCV recovery was below method acceptance criteria. Low check standard confirms detectability. AZ:N1
- TD18891-2 for sec-Butylbenzene: AZ:E4
- TD18891-2 for Benzene: AZ:E4
- TD18891-1 for Xylene (total): AZ:E4
- TD18891-1 for sec-Butylbenzene: AZ:E4
- TD18891-1 for o-Chlorotoluene: AZ:E4
- TD18891-2 for n-Butylbenzene: AZ:E4
- TD18891-1 for Isopropylbenzene: AZ:E4
- TD18891-1 for Naphthalene: AZ:E4

Matrix: AQ **Batch ID:** VK2227

- All samples were analyzed within the recommended method holding time.
- All method blanks for this batch meet method specific criteria.
- Sample(s) TD19061-1MS, TD19061-1MSD were used as the QC samples indicated.
- Blank Spike Recovery(s) for Vinyl chloride are outside control limits.
- Matrix Spike Recovery(s) for Vinyl chloride are outside control limits. Probable cause due to matrix interference.
- Matrix Spike Duplicate Recovery(s) for 1,1-Dichloroethane, Vinyl chloride are outside control limits. Probable cause due to matrix interference.
- RPD(s) for MSD for 1,1-Dichloroethane, cis-1,2-Dichloroethylene, Hexane, Methyl Tert Butyl Ether, Methylene chloride, trans-1,2-Dichloroethylene, Vinyl Acetate are outside control limits for sample TD19061-1MSD. Probable cause due to sample non-homogeneity.
- TD18891-3 for Ethylbenzene: AZ:E4
- TD18891-3 for Xylene (total): AZ:E4

MS Volatiles By Method SW846 8260C

Matrix: AQ	Batch ID: VK2227

- TD18891-3 for Naphthalene: AZ:E4
- TD18891-3 for n-Butylbenzene: AZ:E4
- VK2227-BS for Vinyl chloride: Outside control limits biased high. Analyte not detected in the associated samples.
- TD18891-3 for 1,2,4-Trimethylbenzene: AZ:E4
- TD18891-3 for Cyclohexane: AZ:E4
- TD18891-3 for Benzene: AZ:E4
- TD18891-3 for Toluene: AZ:E4
- TD18891-3 for Vinyl chloride: AZ:L1
- TD18891-3 for 1,3-Butadiene: ICV recovery was above method acceptance criteria. This target analyte was not detected in the sample. AZ:N1,V1
- TD18891-3 for Cyclohexanone: ICV recovery was above method acceptance criteria. This target analyte was not detected in the sample. AZ:N1
- TD18891-3 for Hexachlorobutadiene: AZ:E4
- TD18891-3 for sec-Butylbenzene: AZ:E4

MS Volatiles By Method SW846 8260C BY SIM

Matrix: AQ	Batch ID: VM2694

- All samples were analyzed within the recommended method holding time.
- All method blanks for this batch meet method specific criteria.
- Sample(s) TD18832-2AMS, TD18832-2AMSD were used as the QC samples indicated.
- VM2694-MB for 1,2-Dibromoethane: Suspected carryover.

Matrix: AQ	Batch ID: VM2695

- All samples were analyzed within the recommended method holding time.
- All method blanks for this batch meet method specific criteria.
- VM2695-BSD: AZ:Q9

MS Semi-volatiles By Method SW846 8270D BY SIM

Matrix: AQ	**Batch ID:** OP45859

- All samples were extracted within the recommended method holding time.
- All samples were analyzed within the recommended method holding time.
- Sample(s) TD18834-3MS, TD18834-3MSD were used as the QC samples indicated.
- All method blanks for this batch meet method specific criteria.
- Matrix Spike Recovery(s) for Benzo(a)anthracene, Benzo(a)pyrene, Benzo(b)fluoranthene, Benzo(g,h,i)perylene, Benzo(k)fluoranthene, Dibenzo(a,h)anthracene, Fluoranthene, Indeno(1,2,3-cd)pyrene are outside control limits. Probable cause due to matrix interference.
- RPD(s) for MSD for Benzo(g,h,i)perylene, Benzo(k)fluoranthene, Dibenzo(a,h)anthracene are outside control limits for sample OP45859-MSD. Probable cause due to sample non-homogeneity.
- OP45859-MS for Benzo(a)anthracene: Outside control limits. BS met criteria.
- OP45859-MS for Fluoranthene: Outside control limits. BS met criteria.
- OP45859-MS for Benzo(b)fluoranthene: Outside control limits. BS met criteria.
- OP45859-MS for Benzo(k)fluoranthene: Outside control limits. BS met criteria.
- TD18891-3 for Naphthalene: AZ:E4
- OP45859-MS for Benzo(a)pyrene: Outside control limits. BS met criteria.
- OP45859-MS for Dibenzo(a,h)anthracene: Outside control limits. BS met criteria.
- OP45859-MS for Indeno(1,2,3-cd)pyrene: Outside control limits. BS met criteria.
- TD18891-2 for Naphthalene: AZ:E4
- OP45859-MS for Benzo(g,h,i)perylene: Outside control limits. BS met criteria.

GC Volatiles By Method SW846 8015D

Matrix: AQ	**Batch ID:** F:GCD6282

- All data for batch F:GC20808 was analyzed at SGS North America Inc. - Orlando, FL.

GC/LC Semi-volatiles By Method SW846 8015D

Matrix: AQ	**Batch ID:** F:OP69452

- All data for batch F:OP69452 was analyzed at SGS North America Inc. - Orlando, FL.

Metals Analysis By Method SW846 6010C

Matrix: AQ	**Batch ID:** L:MP11100

- All data for batch L:MP11100 was analyzed at SGS North America Inc. - Scott, LA.

Metals Analysis By Method SW846 7470A

Matrix: AQ	**Batch ID:** L:MP11097

- All data for batch L:MP11097 was analyzed at SGS North America Inc. - Scott, LA.

SGS certifies that this report meets the project requirements for analytical data produced for the samples as received at SGS and as stated on the COC. SGS certifies that the data meets the Data Quality Objectives for precision, accuracy and completeness as specified in the SGS Quality Manual except as noted above. This report is to be used in its entirety. SGS is not responsible for any assumptions of data quality if partial data packages are used.

SAMPLE DELIVERY GROUP CASE NARRATIVE

Client:	SGS Houston, TX	**Job No**	TD18891
Site:	ADEQAZP: E&E Services, Lakeside, AZ	**Report Date**	4/3/2018 4:29:19 PM

3 samples, 0 trip blanks and 0 field blanks were collected on 03/27/2018 and were received intact at Accutest on 03/29/2018, properly preserved and cool at 0.9 Deg C. These Samples received an Accutest job number of TD18891. A listing of the Laboratory Sample ID, Client Sample ID and dates of collection are presented in the Results Summary Section of this report.

Except as noted below, all method specified calibrations and quality control performance criteria were met for this job. For more information, please refer to QC summary pages.

Metals By Method SW846 6010C

Matrix: AQ **Batch ID:** MP11100

- Sample(s) LA42754-2MS, LA42754-2MSD, LA42754-2SDL were used as the QC samples for metals.
- RPD(s) for Serial Dilution for Arsenic, Cadmium, Chromium, Lead, Barium are outside control limits for sample MP11100-SDL. Percent difference acceptable due to low initial sample concentration (< 50 times IDL).

Metals By Method SW846 7470A

Matrix: AQ **Batch ID:** MP11097

- Sample(s) LA42754-1MS, LA42754-1MSD, LA42754-1SDL were used as the QC samples for metals.

Accutest Laboratories Gulf Coast – LA (ALGC-LA) certifies that this report meets the project requirements for analytical data produced for the samples as received at ALGC and as stated on the COC. ALGC certifies that the data meets the Data QualityObjectives for precision, accuracy and completeness as specified in the ALGC Quality Manual except as noted above. This report is to be used in its entirety. ALGC is not responsible for any assumptions of data quality if partial data packages are used

SAMPLE DELIVERY GROUP CASE NARRATIVE

Client: SGS Houston, TX **Job No:** TD18891

Site: ADEQAZP: E&E Services, Lakeside, AZ **Report Date:** 4/6/2018 3:51:17 PM

3 Sample(s) were collected on 03/27/2018 and were received at SGS North America Inc - Orlando on 03/31/2018 properly preserved, at 4.2 Deg. C and intact. These Samples received an SGS Orlando job number of TD18891. A listing of the Laboratory Sample ID, Client Sample ID and dates of collection are presented in the Results Summary Section.

Except as noted below, all method specified calibrations and quality control performance criteria were met for this job. For more information, please refer to QC summary pages.

GC Volatiles By Method SW846 8015D

Matrix: AQ **Batch ID:** GCD6282

All samples were analyzed within the recommended method holding time.

All method blanks for this batch meet method specific criteria.

Sample(s) TD18891-1MS, TD18891-1MSD, TD18891-3DUP were used as the QC samples indicated.

GC/LC Semi-volatiles By Method SW846 8015D

Matrix: AQ **Batch ID:** OP69452

All samples were analyzed within the recommended method holding time.

All method blanks for this batch meet method specific criteria.

Sample(s) TD18891-1MS, TD18891-1MSD were used as the QC samples indicated.

SGS Orlando certifies that this report meets the project requirements for analytical data produced for the samples as received at SGS Orlando and as stated on the COC. SGS Orlando certifies that the data meets the Data Quality Objectives for precision, accuracy and completeness as specified in the SGS Orlando Quality Manual except as noted above. This report is to be used in its entirety. SGS Orlando is not responsible for any assumptions of data quality if partial data packages are used.

Narrative prepared by:

_____

Kim Benham, Client Services (signature on file)

Summary of Hits

Job Number: TD18891
Account: Arizona Dept. of Environmental Quality
Project: E&E Services, Lakeside, AZ
Collected: 03/27/18

3

Lab Sample ID Analyte	Client Sample ID	Result/ Qual	RL	MDL	Units	Method
TD18891-1	**E&E WELL- SURFACE**					
Benzene		1.5	1.0	0.30	ug/l	SW846 8260C
sec-Butylbenzene [a]		0.37 J	1.0	0.30	ug/l	SW846 8260C
o-Chlorotoluene [a]		0.51 J	1.0	0.30	ug/l	SW846 8260C
Cyclohexane [a]		1.9 J	5.0	0.56	ug/l	SW846 8260C
Ethylbenzene		1.0	1.0	0.30	ug/l	SW846 8260C
Isopropylbenzene [a]		0.42 J	1.0	0.30	ug/l	SW846 8260C
Naphthalene [a]		1.1 J	5.0	0.50	ug/l	SW846 8260C
n-Propylbenzene		1.0	1.0	0.30	ug/l	SW846 8260C
1,2,4-Trimethylbenzene		7.2	1.0	0.30	ug/l	SW846 8260C
Xylene (total) [a]		1.0 J	3.0	0.65	ug/l	SW846 8260C
Naphthalene		0.22	0.21	0.11	ug/l	SW846 8270D BY SIM
TPH-GRO (C6-C10) [b]		0.178	0.10	0.050	mg/l	SW846 8015D
TPH (C10-C22) [b]		0.374	0.048	0.024	mg/l	SW846 8015D
TPH (C22-C32) [b]		0.222	0.096	0.048	mg/l	SW846 8015D
TPH (C10-C32) [b]		0.596	0.14	0.072	mg/l	SW846 8015D
Barium [c]		22.5	10		ug/l	SW846 6010C
Lead [c]		13.7	10		ug/l	SW846 6010C
TD18891-1A	**E&E WELL- SURFACE**					
No hits reported in this sample.						
TD18891-2	**E&E WELL- 135**					
Benzene [a]		0.64 J	1.0	0.30	ug/l	SW846 8260C
n-Butylbenzene [a]		0.38 J	1.0	0.30	ug/l	SW846 8260C
sec-Butylbenzene [a]		0.47 J	1.0	0.30	ug/l	SW846 8260C
Isopropylbenzene		1.1	1.0	0.30	ug/l	SW846 8260C
Methyl Tert Butyl Ether		17.7	1.0	0.30	ug/l	SW846 8260C
n-Propylbenzene		1.9	1.0	0.30	ug/l	SW846 8260C
Toluene		1.1	1.0	0.30	ug/l	SW846 8260C
Naphthalene [a]		0.14 J	0.20	0.10	ug/l	SW846 8270D BY SIM
TPH-GRO (C6-C10) [b]		0.181	0.10	0.050	mg/l	SW846 8015D
TPH (C10-C22) [b]		0.481	0.048	0.024	mg/l	SW846 8015D
TPH (C22-C32) [b]		0.239	0.096	0.048	mg/l	SW846 8015D
TPH (C10-C32) [b]		0.721	0.14	0.072	mg/l	SW846 8015D
Barium [c]		202	10		ug/l	SW846 6010C
Lead [c]		13.7	10		ug/l	SW846 6010C
TD18891-2A	**E&E WELL- 135**					
No hits reported in this sample.						

Summary of Hits

Job Number: TD18891
Account: Arizona Dept. of Environmental Quality
Project: E&E Services, Lakeside, AZ
Collected: 03/27/18

3

Lab Sample ID Analyte	Client Sample ID	Result/ Qual	RL	MDL	Units	Method
TD18891-3	**E&E WELL- 160**					
Benzene [a]		0.99 J	1.0	0.30	ug/l	SW846 8260C
n-Butylbenzene [a]		0.76 J	1.0	0.30	ug/l	SW846 8260C
sec-Butylbenzene [a]		0.78 J	1.0	0.30	ug/l	SW846 8260C
Cyclohexane [a]		0.99 J	5.0	0.56	ug/l	SW846 8260C
Ethylbenzene [a]		0.42 J	1.0	0.30	ug/l	SW846 8260C
Hexachlorobutadiene [a]		0.59 J	1.0	0.40	ug/l	SW846 8260C
Isopropylbenzene		1.7	1.0	0.30	ug/l	SW846 8260C
Methyl Tert Butyl Ether		21.7	1.0	0.30	ug/l	SW846 8260C
Naphthalene [a]		1.2 J	5.0	0.50	ug/l	SW846 8260C
n-Propylbenzene		3.1	1.0	0.30	ug/l	SW846 8260C
1,2,4-Trimethylbenzene [a]		0.68 J	1.0	0.30	ug/l	SW846 8260C
Toluene [a]		0.91 J	1.0	0.30	ug/l	SW846 8260C
Xylene (total) [a]		1.1 J	3.0	0.65	ug/l	SW846 8260C
Total TIC, Volatile		51.2 J			ug/l	
Naphthalene [a]		0.14 J	0.21	0.11	ug/l	SW846 8270D BY SIM
TPH-GRO (C6-C10) [b]		0.207	0.10	0.050	mg/l	SW846 8015D
TPH (C10-C22) [b]		0.442	0.048	0.024	mg/l	SW846 8015D
TPH (C22-C32) [b]		0.265	0.096	0.048	mg/l	SW846 8015D
TPH (C10-C32) [b]		0.707	0.14	0.072	mg/l	SW846 8015D
Barium [c]		205	10		ug/l	SW846 6010C
Lead [c]		13.3	10		ug/l	SW846 6010C

TD18891-3A **E&E WELL- 160**

No hits reported in this sample.

(a) AZ:E4
(b) Analysis performed at SGS Orlando, FL.
(c) Analysis performed at SGS Scott, LA. Cert# AZ0805

Sample Results

Report of Analysis

Report of Analysis

Client Sample ID:	E&E WELL- SURFACE		
Lab Sample ID:	TD18891-1	**Date Sampled:**	03/27/18
Matrix:	AQ - Water	**Date Received:**	03/29/18
Method:	SW846 8260C	**Percent Solids:**	n/a
Project:	E&E Services, Lakeside, AZ		

	File ID	DF	Analyzed	By	Prep Date	Prep Batch	Analytical Batch
Run #1	E0066848.D	1	04/10/18 16:46	FI	n/a	n/a	VE2965
Run #2							

	Purge Volume
Run #1	5.0 ml
Run #2	

VOA 8260 List

CAS No.	Compound	Result	RL	MDL	Units	Q
67-64-1	Acetone	ND	50	10	ug/l	
71-43-2	Benzene	1.5	1.0	0.30	ug/l	
108-86-1	Bromobenzene	ND	1.0	0.30	ug/l	
74-97-5	Bromochloromethane	ND	1.0	0.30	ug/l	
75-27-4	Bromodichloromethane	ND	1.0	0.30	ug/l	
75-25-2	Bromoform	ND	1.0	0.30	ug/l	
106-99-0	1,3-Butadiene	ND	1.0	0.30	ug/l	
104-51-8	n-Butylbenzene	ND	1.0	0.30	ug/l	
135-98-8	sec-Butylbenzene [a]	0.37	1.0	0.30	ug/l	J
98-06-6	tert-Butylbenzene	ND	1.0	0.30	ug/l	
108-90-7	Chlorobenzene	ND	1.0	0.30	ug/l	
75-00-3	Chloroethane	ND	1.0	0.33	ug/l	
67-66-3	Chloroform	ND	1.0	0.30	ug/l	
95-49-8	o-Chlorotoluene [a]	0.51	1.0	0.30	ug/l	J
106-43-4	p-Chlorotoluene	ND	1.0	0.30	ug/l	
75-15-0	Carbon disulfide	ND	5.0	0.75	ug/l	
56-23-5	Carbon tetrachloride	ND	1.0	0.54	ug/l	
108-94-1	Cyclohexanone	ND	20	2.0	ug/l	
110-82-7	Cyclohexane [a]	1.9	5.0	0.56	ug/l	J
75-34-3	1,1-Dichloroethane	ND	1.0	0.30	ug/l	
75-35-4	1,1-Dichloroethylene	ND	1.0	0.30	ug/l	
563-58-6	1,1-Dichloropropene	ND	1.0	0.30	ug/l	
96-12-8	1,2-Dibromo-3-chloropropane	ND	2.0	0.33	ug/l	
106-93-4	1,2-Dibromoethane	ND	1.0	0.30	ug/l	
107-06-2	1,2-Dichloroethane	ND	1.0	0.30	ug/l	
78-87-5	1,2-Dichloropropane	ND	1.0	0.30	ug/l	
142-28-9	1,3-Dichloropropane	ND	1.0	0.30	ug/l	
594-20-7	2,2-Dichloropropane	ND	1.0	0.30	ug/l	
124-48-1	Dibromochloromethane	ND	1.0	0.30	ug/l	
75-71-8	Dichlorodifluoromethane	ND	2.0	0.51	ug/l	
156-59-2	cis-1,2-Dichloroethylene	ND	1.0	0.30	ug/l	
10061-01-5	cis-1,3-Dichloropropene	ND	1.0	0.30	ug/l	

ND = Not detected MDL = Method Detection Limit J = Indicates an estimated value
RL = Reporting Limit B = Indicates analyte found in associated method blank
E = Indicates value exceeds calibration range N = Indicates presumptive evidence of a compound

Report of Analysis

Client Sample ID:	E&E WELL- SURFACE		
Lab Sample ID:	TD18891-1	**Date Sampled:**	03/27/18
Matrix:	AQ - Water	**Date Received:**	03/29/18
Method:	SW846 8260C	**Percent Solids:**	n/a
Project:	E&E Services, Lakeside, AZ		

VOA 8260 List

CAS No.	Compound	Result	RL	MDL	Units	Q
541-73-1	m-Dichlorobenzene	ND	1.0	0.30	ug/l	
95-50-1	o-Dichlorobenzene	ND	1.0	0.31	ug/l	
106-46-7	p-Dichlorobenzene	ND	1.0	0.30	ug/l	
77-73-6	Dicyclopentadiene	ND	1.0	0.30	ug/l	
156-60-5	trans-1,2-Dichloroethylene	ND	1.0	0.30	ug/l	
10061-02-6	trans-1,3-Dichloropropene	ND	1.0	0.30	ug/l	
100-41-4	Ethylbenzene	1.0	1.0	0.30	ug/l	
110-54-3	Hexane	ND	2.0	1.1	ug/l	
591-78-6	2-Hexanone	ND	10	1.2	ug/l	
87-68-3	Hexachlorobutadiene	ND	1.0	0.40	ug/l	
98-82-8	Isopropylbenzene [a]	0.42	1.0	0.30	ug/l	J
99-87-6	p-Isopropyltoluene	ND	1.0	0.30	ug/l	
108-10-1	4-Methyl-2-pentanone	ND	10	2.3	ug/l	
74-83-9	Methyl bromide	ND	1.0	0.49	ug/l	
74-87-3	Methyl chloride [b]	ND	1.0	0.30	ug/l	
108-87-2	Methylcyclohexane	ND	1.0	0.31	ug/l	
74-88-4	Methyl iodide	ND	1.0	0.30	ug/l	
74-95-3	Methylene bromide	ND	1.0	0.30	ug/l	
75-09-2	Methylene chloride	ND	5.0	1.3	ug/l	
78-93-3	Methyl ethyl ketone	ND	10	2.6	ug/l	
1634-04-4	Methyl Tert Butyl Ether	ND	1.0	0.30	ug/l	
91-20-3	Naphthalene [a]	1.1	5.0	0.50	ug/l	J
103-65-1	n-Propylbenzene	1.0	1.0	0.30	ug/l	
100-42-5	Styrene	ND	1.0	0.30	ug/l	
630-20-6	1,1,1,2-Tetrachloroethane	ND	1.0	0.30	ug/l	
71-55-6	1,1,1-Trichloroethane	ND	1.0	0.30	ug/l	
79-34-5	1,1,2,2-Tetrachloroethane	ND	1.0	0.30	ug/l	
79-00-5	1,1,2-Trichloroethane	ND	1.0	0.30	ug/l	
87-61-6	1,2,3-Trichlorobenzene	ND	1.0	0.30	ug/l	
96-18-4	1,2,3-Trichloropropane	ND	1.0	0.38	ug/l	
120-82-1	1,2,4-Trichlorobenzene	ND	1.0	0.30	ug/l	
95-63-6	1,2,4-Trimethylbenzene	7.2	1.0	0.30	ug/l	
108-67-8	1,3,5-Trimethylbenzene	ND	1.0	0.30	ug/l	
127-18-4	Tetrachloroethylene	ND	1.0	0.30	ug/l	
108-88-3	Toluene	ND	1.0	0.30	ug/l	
79-01-6	Trichloroethylene	ND	1.0	0.30	ug/l	
75-69-4	Trichlorofluoromethane	ND	1.0	0.30	ug/l	
75-01-4	Vinyl chloride	ND	1.0	0.30	ug/l	
108-05-4	Vinyl Acetate	ND	5.0	0.50	ug/l	
1330-20-7	Xylene (total) [a]	1.0	3.0	0.65	ug/l	J

ND = Not detected MDL = Method Detection Limit J = Indicates an estimated value
RL = Reporting Limit B = Indicates analyte found in associated method blank
E = Indicates value exceeds calibration range N = Indicates presumptive evidence of a compound

Report of Analysis

Client Sample ID:	E&E WELL- SURFACE		
Lab Sample ID:	TD18891-1	**Date Sampled:**	03/27/18
Matrix:	AQ - Water	**Date Received:**	03/29/18
Method:	SW846 8260C	**Percent Solids:**	n/a
Project:	E&E Services, Lakeside, AZ		

VOA 8260 List

CAS No.	Surrogate Recoveries	Run# 1	Run# 2	Limits
1868-53-7	Dibromofluoromethane	93%		72-122%
17060-07-0	1,2-Dichloroethane-D4	97%		68-124%
2037-26-5	Toluene-D8	99%		80-119%
460-00-4	4-Bromofluorobenzene	93%		72-126%

CAS No.	Tentatively Identified Compounds [c]	R.T.	Est. Conc.	Units	Q
	Total TIC, Volatile		0	ug/l	

(a) AZ:E4
(b) CCV recovery was below method acceptance criteria. Low check standard confirms detectability. AZ:N1
(c) Propylene, 4-Ethyltoluene not detected by TIC search. AZ:N1

ND = Not detected MDL = Method Detection Limit
RL = Reporting Limit
E = Indicates value exceeds calibration range

J = Indicates an estimated value
B = Indicates analyte found in associated method blank
N = Indicates presumptive evidence of a compound

SGS North America Inc.

Report of Analysis

Client Sample ID:	E&E WELL- SURFACE		
Lab Sample ID:	TD18891-1	**Date Sampled:**	03/27/18
Matrix:	AQ - Water	**Date Received:**	03/29/18
Method:	SW846 8270D BY SIM SW846 3510C	**Percent Solids:**	n/a
Project:	E&E Services, Lakeside, AZ		

	File ID	DF	Analyzed	By	Prep Date	Prep Batch	Analytical Batch
Run #1	V32988.D	1	04/04/18 16:49	GJ	04/01/18 07:10	OP45859	EV1822
Run #2							

	Initial Volume	Final Volume
Run #1	950 ml	1.0 ml
Run #2		

BN PAH List

CAS No.	Compound	Result	RL	MDL	Units	Q
83-32-9	Acenaphthene	ND	0.21	0.11	ug/l	
208-96-8	Acenaphthylene	ND	0.21	0.11	ug/l	
120-12-7	Anthracene	ND	0.21	0.11	ug/l	
56-55-3	Benzo(a)anthracene	ND	0.21	0.11	ug/l	
50-32-8	Benzo(a)pyrene	ND	0.21	0.11	ug/l	
205-99-2	Benzo(b)fluoranthene	ND	0.21	0.11	ug/l	
191-24-2	Benzo(g,h,i)perylene	ND	0.21	0.11	ug/l	
207-08-9	Benzo(k)fluoranthene	ND	0.21	0.11	ug/l	
218-01-9	Chrysene	ND	0.21	0.11	ug/l	
53-70-3	Dibenzo(a,h)anthracene	ND	0.21	0.11	ug/l	
206-44-0	Fluoranthene	ND	0.21	0.11	ug/l	
86-73-7	Fluorene	ND	0.21	0.11	ug/l	
193-39-5	Indeno(1,2,3-cd)pyrene	ND	0.21	0.11	ug/l	
91-57-6	2-Methylnaphthalene	ND	0.21	0.11	ug/l	
91-20-3	Naphthalene	0.22	0.21	0.11	ug/l	
85-01-8	Phenanthrene	ND	0.21	0.11	ug/l	
129-00-0	Pyrene	ND	0.21	0.11	ug/l	

CAS No.	Surrogate Recoveries	Run# 1	Run# 2	Limits
4165-60-0	Nitrobenzene-d5	77%		17-131%
321-60-8	2-Fluorobiphenyl	76%		11-122%
1718-51-0	Terphenyl-d14	93%		21-144%

ND = Not detected MDL = Method Detection Limit J = Indicates an estimated value
RL = Reporting Limit B = Indicates analyte found in associated method blank
E = Indicates value exceeds calibration range N = Indicates presumptive evidence of a compound

Report of Analysis

Client Sample ID:	E&E WELL- SURFACE		
Lab Sample ID:	TD18891-1	**Date Sampled:**	03/27/18
Matrix:	AQ - Water	**Date Received:**	03/29/18
Method:	SW846 8015D	**Percent Solids:**	n/a
Project:	E&E Services, Lakeside, AZ		

	File ID	DF	Analyzed	By	Prep Date	Prep Batch	Analytical Batch
Run #1 [a]	CD150143.D	1	04/04/18 12:45	AFL	n/a	n/a	F:GCD6282
Run #2							

	Purge Volume
Run #1	5.0 ml
Run #2	

TPH Volatiles

CAS No.	Compound	Result	RL	MDL	Units	Q
	TPH-GRO (C6-C10)	0.178	0.10	0.050	mg/l	

CAS No.	Surrogate Recoveries	Run# 1	Run# 2	Limits
460-00-4	4-Bromofluorobenzene	98%		70-131%
98-08-8	aaa-Trifluorotoluene	92%		69-143%

(a) Analysis performed at SGS Orlando, FL.

ND = Not detected MDL = Method Detection Limit
RL = Reporting Limit
E = Indicates value exceeds calibration range

J = Indicates an estimated value
B = Indicates analyte found in associated method blank
N = Indicates presumptive evidence of a compound

SGS North America Inc.

Report of Analysis

Client Sample ID:	E&E WELL- SURFACE		
Lab Sample ID:	TD18891-1	**Date Sampled:**	03/27/18
Matrix:	AQ - Water	**Date Received:**	03/29/18
Method:	SW846 8015D SW846 3510C	**Percent Solids:**	n/a
Project:	E&E Services, Lakeside, AZ		

	File ID	DF	Analyzed	By	Prep Date	Prep Batch	Analytical Batch
Run #1 [a]	WW15485.D	1	04/05/18 11:32	AFL	04/03/18 13:00	F:OP69452	F:GWW628
Run #2							

	Initial Volume	Final Volume
Run #1	1040 ml	1.0 ml
Run #2		

ARIZONA TPH

CAS No.	Compound	Result	RL	MDL	Units	Q
	TPH (C10-C22)	0.374	0.048	0.024	mg/l	
	TPH (C22-C32)	0.222	0.096	0.048	mg/l	
	TPH (C10-C32)	0.596	0.14	0.072	mg/l	

CAS No.	Surrogate Recoveries	Run# 1	Run# 2	Limits
84-15-1	o-Terphenyl	95%		50-131%

(a) Analysis performed at SGS Orlando, FL.

ND = Not detected MDL = Method Detection Limit
RL = Reporting Limit
E = Indicates value exceeds calibration range

J = Indicates an estimated value
B = Indicates analyte found in associated method blank
N = Indicates presumptive evidence of a compound

Report of Analysis

Client Sample ID:	E&E WELL- SURFACE		
Lab Sample ID:	TD18891-1	**Date Sampled:**	03/27/18
Matrix:	AQ - Water	**Date Received:**	03/29/18
		Percent Solids:	n/a
Project:	E&E Services, Lakeside, AZ		

Total Metals Analysis

Analyte	Result	RL	Units	DF	Prep	Analyzed	By	Method	Prep Method
Arsenic [a]	< 10	10	ug/l	1	04/02/18	04/02/18	ALA	SW846 6010C [2]	SW846 3010A [4]
Barium [a]	22.5	10	ug/l	1	04/02/18	04/02/18	ALA	SW846 6010C [2]	SW846 3010A [4]
Cadmium [a]	< 5.0	5.0	ug/l	1	04/02/18	04/02/18	ALA	SW846 6010C [2]	SW846 3010A [4]
Chromium [a]	< 10	10	ug/l	1	04/02/18	04/02/18	ALA	SW846 6010C [2]	SW846 3010A [4]
Lead [a]	13.7	10	ug/l	1	04/02/18	04/02/18	ALA	SW846 6010C [2]	SW846 3010A [4]
Mercury [a]	< 0.20	0.20	ug/l	1	04/02/18	04/02/18	ALA	SW846 7470A [1]	SW846 7470A [3]
Selenium [a]	< 10	10	ug/l	1	04/02/18	04/02/18	ALA	SW846 6010C [2]	SW846 3010A [4]
Silver [a]	< 10	10	ug/l	1	04/02/18	04/02/18	ALA	SW846 6010C [2]	SW846 3010A [4]

(1) Instrument QC Batch: L:MA11493
(2) Instrument QC Batch: L:MA11500
(3) Prep QC Batch: L:MP11097
(4) Prep QC Batch: L:MP11100

(a) Analysis performed at SGS Scott, LA. Cert# AZ0805

RL = Reporting Limit

Report of Analysis

Client Sample ID:	E&E WELL- SURFACE		
Lab Sample ID:	TD18891-1A	**Date Sampled:**	03/27/18
Matrix:	AQ - Water	**Date Received:**	03/29/18
Method:	SW846 8260C BY SIM	**Percent Solids:**	n/a
Project:	E&E Services, Lakeside, AZ		

	File ID	DF	Analyzed	By	Prep Date	Prep Batch	Analytical Batch
Run #1	M0068967.D	1	04/03/18 20:57	SC	n/a	n/a	VM2694
Run #2							

	Purge Volume
Run #1	5.0 ml
Run #2	

CAS No.	Compound	Result	RL	MDL	Units	Q
106-93-4	1,2-Dibromoethane	ND	0.050	0.014	ug/l	

CAS No.	Surrogate Recoveries	Run# 1	Run# 2	Limits
1868-53-7	Dibromofluoromethane	107%		72-122%
17060-07-0	1,2-Dichloroethane-D4	111%		68-124%
2037-26-5	Toluene-D8	104%		80-119%
460-00-4	4-Bromofluorobenzene	108%		72-126%

ND = Not detected MDL = Method Detection Limit J = Indicates an estimated value
RL = Reporting Limit B = Indicates analyte found in associated method blank
E = Indicates value exceeds calibration range N = Indicates presumptive evidence of a compound

Report of Analysis

Client Sample ID:	E&E WELL- 135		
Lab Sample ID:	TD18891-2	**Date Sampled:**	03/27/18
Matrix:	AQ - Water	**Date Received:**	03/29/18
Method:	SW846 8260C	**Percent Solids:**	n/a
Project:	E&E Services, Lakeside, AZ		

	File ID	DF	Analyzed	By	Prep Date	Prep Batch	Analytical Batch
Run #1	E0066849.D	1	04/10/18 17:11	FI	n/a	n/a	VE2965
Run #2							

	Purge Volume
Run #1	5.0 ml
Run #2	

VOA 8260 List

CAS No.	Compound	Result	RL	MDL	Units	Q
67-64-1	Acetone	ND	50	10	ug/l	
71-43-2	Benzene [a]	0.64	1.0	0.30	ug/l	J
108-86-1	Bromobenzene	ND	1.0	0.30	ug/l	
74-97-5	Bromochloromethane	ND	1.0	0.30	ug/l	
75-27-4	Bromodichloromethane	ND	1.0	0.30	ug/l	
75-25-2	Bromoform	ND	1.0	0.30	ug/l	
106-99-0	1,3-Butadiene	ND	1.0	0.30	ug/l	
104-51-8	n-Butylbenzene [a]	0.38	1.0	0.30	ug/l	J
135-98-8	sec-Butylbenzene [a]	0.47	1.0	0.30	ug/l	J
98-06-6	tert-Butylbenzene	ND	1.0	0.30	ug/l	
108-90-7	Chlorobenzene	ND	1.0	0.30	ug/l	
75-00-3	Chloroethane	ND	1.0	0.33	ug/l	
67-66-3	Chloroform	ND	1.0	0.30	ug/l	
95-49-8	o-Chlorotoluene	ND	1.0	0.30	ug/l	
106-43-4	p-Chlorotoluene	ND	1.0	0.30	ug/l	
75-15-0	Carbon disulfide	ND	5.0	0.75	ug/l	
56-23-5	Carbon tetrachloride	ND	1.0	0.54	ug/l	
108-94-1	Cyclohexanone	ND	20	2.0	ug/l	
110-82-7	Cyclohexane	ND	5.0	0.56	ug/l	
75-34-3	1,1-Dichloroethane	ND	1.0	0.30	ug/l	
75-35-4	1,1-Dichloroethylene	ND	1.0	0.30	ug/l	
563-58-6	1,1-Dichloropropene	ND	1.0	0.30	ug/l	
96-12-8	1,2-Dibromo-3-chloropropane	ND	2.0	0.33	ug/l	
106-93-4	1,2-Dibromoethane	ND	1.0	0.30	ug/l	
107-06-2	1,2-Dichloroethane	ND	1.0	0.30	ug/l	
78-87-5	1,2-Dichloropropane	ND	1.0	0.30	ug/l	
142-28-9	1,3-Dichloropropane	ND	1.0	0.30	ug/l	
594-20-7	2,2-Dichloropropane	ND	1.0	0.30	ug/l	
124-48-1	Dibromochloromethane	ND	1.0	0.30	ug/l	
75-71-8	Dichlorodifluoromethane	ND	2.0	0.51	ug/l	
156-59-2	cis-1,2-Dichloroethylene	ND	1.0	0.30	ug/l	
10061-01-5	cis-1,3-Dichloropropene	ND	1.0	0.30	ug/l	

ND = Not detected MDL = Method Detection Limit J = Indicates an estimated value
RL = Reporting Limit B = Indicates analyte found in associated method blank
E = Indicates value exceeds calibration range N = Indicates presumptive evidence of a compound

Report of Analysis

Client Sample ID:	E&E WELL- 135		
Lab Sample ID:	TD18891-2	**Date Sampled:**	03/27/18
Matrix:	AQ - Water	**Date Received:**	03/29/18
Method:	SW846 8260C	**Percent Solids:**	n/a
Project:	E&E Services, Lakeside, AZ		

VOA 8260 List

CAS No.	Compound	Result	RL	MDL	Units	Q
541-73-1	m-Dichlorobenzene	ND	1.0	0.30	ug/l	
95-50-1	o-Dichlorobenzene	ND	1.0	0.31	ug/l	
106-46-7	p-Dichlorobenzene	ND	1.0	0.30	ug/l	
77-73-6	Dicyclopentadiene	ND	1.0	0.30	ug/l	
156-60-5	trans-1,2-Dichloroethylene	ND	1.0	0.30	ug/l	
10061-02-6	trans-1,3-Dichloropropene	ND	1.0	0.30	ug/l	
100-41-4	Ethylbenzene	ND	1.0	0.30	ug/l	
110-54-3	Hexane	ND	2.0	1.1	ug/l	
591-78-6	2-Hexanone	ND	10	1.2	ug/l	
87-68-3	Hexachlorobutadiene	ND	1.0	0.40	ug/l	
98-82-8	Isopropylbenzene	1.1	1.0	0.30	ug/l	
99-87-6	p-Isopropyltoluene	ND	1.0	0.30	ug/l	
108-10-1	4-Methyl-2-pentanone	ND	10	2.3	ug/l	
74-83-9	Methyl bromide	ND	1.0	0.49	ug/l	
74-87-3	Methyl chloride [b]	ND	1.0	0.30	ug/l	
108-87-2	Methylcyclohexane	ND	1.0	0.31	ug/l	
74-88-4	Methyl iodide	ND	1.0	0.30	ug/l	
74-95-3	Methylene bromide	ND	1.0	0.30	ug/l	
75-09-2	Methylene chloride	ND	5.0	1.3	ug/l	
78-93-3	Methyl ethyl ketone	ND	10	2.6	ug/l	
1634-04-4	Methyl Tert Butyl Ether	17.7	1.0	0.30	ug/l	
91-20-3	Naphthalene	ND	5.0	0.50	ug/l	
103-65-1	n-Propylbenzene	1.9	1.0	0.30	ug/l	
100-42-5	Styrene	ND	1.0	0.30	ug/l	
630-20-6	1,1,1,2-Tetrachloroethane	ND	1.0	0.30	ug/l	
71-55-6	1,1,1-Trichloroethane	ND	1.0	0.30	ug/l	
79-34-5	1,1,2,2-Tetrachloroethane	ND	1.0	0.30	ug/l	
79-00-5	1,1,2-Trichloroethane	ND	1.0	0.30	ug/l	
87-61-6	1,2,3-Trichlorobenzene	ND	1.0	0.30	ug/l	
96-18-4	1,2,3-Trichloropropane	ND	1.0	0.38	ug/l	
120-82-1	1,2,4-Trichlorobenzene	ND	1.0	0.30	ug/l	
95-63-6	1,2,4-Trimethylbenzene	ND	1.0	0.30	ug/l	
108-67-8	1,3,5-Trimethylbenzene	ND	1.0	0.30	ug/l	
127-18-4	Tetrachloroethylene	ND	1.0	0.30	ug/l	
108-88-3	Toluene	1.1	1.0	0.30	ug/l	
79-01-6	Trichloroethylene	ND	1.0	0.30	ug/l	
75-69-4	Trichlorofluoromethane	ND	1.0	0.30	ug/l	
75-01-4	Vinyl chloride	ND	1.0	0.30	ug/l	
108-05-4	Vinyl Acetate	ND	5.0	0.50	ug/l	
1330-20-7	Xylene (total)	ND	3.0	0.65	ug/l	

ND = Not detected MDL = Method Detection Limit J = Indicates an estimated value
RL = Reporting Limit B = Indicates analyte found in associated method blank
E = Indicates value exceeds calibration range N = Indicates presumptive evidence of a compound

Report of Analysis

Client Sample ID:	E&E WELL- 135		
Lab Sample ID:	TD18891-2	**Date Sampled:**	03/27/18
Matrix:	AQ - Water	**Date Received:**	03/29/18
Method:	SW846 8260C	**Percent Solids:**	n/a
Project:	E&E Services, Lakeside, AZ		

VOA 8260 List

CAS No.	Surrogate Recoveries	Run# 1	Run# 2	Limits
1868-53-7	Dibromofluoromethane	92%		72-122%
17060-07-0	1,2-Dichloroethane-D4	96%		68-124%
2037-26-5	Toluene-D8	99%		80-119%
460-00-4	4-Bromofluorobenzene	94%		72-126%

CAS No.	Tentatively Identified Compounds [c]	R.T.	Est. Conc.	Units	Q
	Total TIC, Volatile		0	ug/l	

(a) AZ:E4
(b) CCV recovery was below method acceptance criteria. Low check standard confirms detectability. AZ:N1
(c) Propylene, 4-Ethyltoluene not detected by TIC search. AZ:N1

ND = Not detected MDL = Method Detection Limit
RL = Reporting Limit
E = Indicates value exceeds calibration range

J = Indicates an estimated value
B = Indicates analyte found in associated method blank
N = Indicates presumptive evidence of a compound

SGS North America Inc.

Report of Analysis

Client Sample ID:	E&E WELL- 135		
Lab Sample ID:	TD18891-2	**Date Sampled:**	03/27/18
Matrix:	AQ - Water	**Date Received:**	03/29/18
Method:	SW846 8270D BY SIM SW846 3510C	**Percent Solids:**	n/a
Project:	E&E Services, Lakeside, AZ		

	File ID	DF	Analyzed	By	Prep Date	Prep Batch	Analytical Batch
Run #1	V32989.D	1	04/04/18 17:14	GJ	04/01/18 07:10	OP45859	EV1822
Run #2							

	Initial Volume	Final Volume
Run #1	1000 ml	1.0 ml
Run #2		

BN PAH List

CAS No.	Compound	Result	RL	MDL	Units	Q
83-32-9	Acenaphthene	ND	0.20	0.10	ug/l	
208-96-8	Acenaphthylene	ND	0.20	0.10	ug/l	
120-12-7	Anthracene	ND	0.20	0.10	ug/l	
56-55-3	Benzo(a)anthracene	ND	0.20	0.10	ug/l	
50-32-8	Benzo(a)pyrene	ND	0.20	0.10	ug/l	
205-99-2	Benzo(b)fluoranthene	ND	0.20	0.10	ug/l	
191-24-2	Benzo(g,h,i)perylene	ND	0.20	0.10	ug/l	
207-08-9	Benzo(k)fluoranthene	ND	0.20	0.10	ug/l	
218-01-9	Chrysene	ND	0.20	0.10	ug/l	
53-70-3	Dibenzo(a,h)anthracene	ND	0.20	0.10	ug/l	
206-44-0	Fluoranthene	ND	0.20	0.10	ug/l	
86-73-7	Fluorene	ND	0.20	0.10	ug/l	
193-39-5	Indeno(1,2,3-cd)pyrene	ND	0.20	0.10	ug/l	
91-57-6	2-Methylnaphthalene	ND	0.20	0.10	ug/l	
91-20-3	Naphthalene [a]	0.14	0.20	0.10	ug/l	J
85-01-8	Phenanthrene	ND	0.20	0.10	ug/l	
129-00-0	Pyrene	ND	0.20	0.10	ug/l	

CAS No.	Surrogate Recoveries	Run# 1	Run# 2	Limits
4165-60-0	Nitrobenzene-d5	80%		17-131%
321-60-8	2-Fluorobiphenyl	73%		11-122%
1718-51-0	Terphenyl-d14	82%		21-144%

(a) AZ:E4

ND = Not detected MDL = Method Detection Limit J = Indicates an estimated value
RL = Reporting Limit B = Indicates analyte found in associated method blank
E = Indicates value exceeds calibration range N = Indicates presumptive evidence of a compound

SGS North America Inc.

Report of Analysis

Client Sample ID:	E&E WELL- 135		
Lab Sample ID:	TD18891-2	**Date Sampled:**	03/27/18
Matrix:	AQ - Water	**Date Received:**	03/29/18
Method:	SW846 8015D	**Percent Solids:**	n/a
Project:	E&E Services, Lakeside, AZ		

	File ID	DF	Analyzed	By	Prep Date	Prep Batch	Analytical Batch
Run #1 [a]	CD150144.D	1	04/04/18 13:12	AFL	n/a	n/a	F:GCD6282
Run #2							

	Purge Volume
Run #1	5.0 ml
Run #2	

TPH Volatiles

CAS No.	Compound	Result	RL	MDL	Units	Q
	TPH-GRO (C6-C10)	0.181	0.10	0.050	mg/l	

CAS No.	Surrogate Recoveries	Run# 1	Run# 2	Limits
460-00-4	4-Bromofluorobenzene	97%		70-131%
98-08-8	aaa-Trifluorotoluene	91%		69-143%

(a) Analysis performed at SGS Orlando, FL.

ND = Not detected MDL = Method Detection Limit
RL = Reporting Limit
E = Indicates value exceeds calibration range

J = Indicates an estimated value
B = Indicates analyte found in associated method blank
N = Indicates presumptive evidence of a compound

SGS North America Inc.

Report of Analysis

Client Sample ID:	E&E WELL- 135		
Lab Sample ID:	TD18891-2	**Date Sampled:**	03/27/18
Matrix:	AQ - Water	**Date Received:**	03/29/18
Method:	SW846 8015D SW846 3510C	**Percent Solids:**	n/a
Project:	E&E Services, Lakeside, AZ		

	File ID	DF	Analyzed	By	Prep Date	Prep Batch	Analytical Batch
Run #1 [a]	WW15488.D	1	04/05/18 12:59	AFL	04/03/18 13:00	F:OP69452	F:GWW628
Run #2							

	Initial Volume	Final Volume
Run #1	1040 ml	1.0 ml
Run #2		

ARIZONA TPH

CAS No.	Compound	Result	RL	MDL	Units	Q
	TPH (C10-C22)	0.481	0.048	0.024	mg/l	
	TPH (C22-C32)	0.239	0.096	0.048	mg/l	
	TPH (C10-C32)	0.721	0.14	0.072	mg/l	

CAS No.	Surrogate Recoveries	Run# 1	Run# 2	Limits
84-15-1	o-Terphenyl	94%		50-131%

(a) Analysis performed at SGS Orlando, FL.

ND = Not detected MDL = Method Detection Limit
RL = Reporting Limit
E = Indicates value exceeds calibration range

J = Indicates an estimated value
B = Indicates analyte found in associated method blank
N = Indicates presumptive evidence of a compound

SGS North America Inc.

Report of Analysis

Client Sample ID:	E&E WELL- 135		
Lab Sample ID:	TD18891-2	**Date Sampled:**	03/27/18
Matrix:	AQ - Water	**Date Received:**	03/29/18
		Percent Solids:	n/a
Project:	E&E Services, Lakeside, AZ		

Total Metals Analysis

Analyte	Result	RL	Units	DF	Prep	Analyzed	By	Method	Prep Method
Arsenic [a]	< 10	10	ug/l	1	04/02/18	04/02/18	ALA	SW846 6010C [2]	SW846 3010A [4]
Barium [a]	202	10	ug/l	1	04/02/18	04/02/18	ALA	SW846 6010C [2]	SW846 3010A [4]
Cadmium [a]	< 5.0	5.0	ug/l	1	04/02/18	04/02/18	ALA	SW846 6010C [2]	SW846 3010A [4]
Chromium [a]	< 10	10	ug/l	1	04/02/18	04/02/18	ALA	SW846 6010C [2]	SW846 3010A [4]
Lead [a]	13.7	10	ug/l	1	04/02/18	04/02/18	ALA	SW846 6010C [2]	SW846 3010A [4]
Mercury [a]	< 0.20	0.20	ug/l	1	04/02/18	04/02/18	ALA	SW846 7470A [1]	SW846 7470A [3]
Selenium [a]	< 10	10	ug/l	1	04/02/18	04/02/18	ALA	SW846 6010C [2]	SW846 3010A [4]
Silver [a]	< 10	10	ug/l	1	04/02/18	04/02/18	ALA	SW846 6010C [2]	SW846 3010A [4]

(1) Instrument QC Batch: L:MA11493
(2) Instrument QC Batch: L:MA11500
(3) Prep QC Batch: L:MP11097
(4) Prep QC Batch: L:MP11100

(a) Analysis performed at SGS Scott, LA. Cert# AZ0805

RL = Reporting Limit

SGS North America Inc.

Report of Analysis

Client Sample ID:	E&E WELL- 135		
Lab Sample ID:	TD18891-2A	**Date Sampled:**	03/27/18
Matrix:	AQ - Water	**Date Received:**	03/29/18
Method:	SW846 8260C BY SIM	**Percent Solids:**	n/a
Project:	E&E Services, Lakeside, AZ		

	File ID	DF	Analyzed	By	Prep Date	Prep Batch	Analytical Batch
Run #1	M0068968.D	1	04/03/18 21:23	SC	n/a	n/a	VM2694
Run #2							

	Purge Volume
Run #1	5.0 ml
Run #2	

CAS No.	Compound	Result	RL	MDL	Units	Q
106-93-4	1,2-Dibromoethane	ND	0.050	0.014	ug/l	

CAS No.	Surrogate Recoveries	Run# 1	Run# 2	Limits
1868-53-7	Dibromofluoromethane	111%		72-122%
17060-07-0	1,2-Dichloroethane-D4	110%		68-124%
2037-26-5	Toluene-D8	104%		80-119%
460-00-4	4-Bromofluorobenzene	112%		72-126%

ND = Not detected MDL = Method Detection Limit J = Indicates an estimated value
RL = Reporting Limit B = Indicates analyte found in associated method blank
E = Indicates value exceeds calibration range N = Indicates presumptive evidence of a compound

Report of Analysis

Client Sample ID:	E&E WELL- 160		
Lab Sample ID:	TD18891-3	**Date Sampled:**	03/27/18
Matrix:	AQ - Water	**Date Received:**	03/29/18
Method:	SW846 8260C	**Percent Solids:**	n/a
Project:	E&E Services, Lakeside, AZ		

	File ID	DF	Analyzed	By	Prep Date	Prep Batch	Analytical Batch
Run #1	K359652.D	1	04/06/18 16:21	SC	n/a	n/a	VK2227
Run #2							

	Purge Volume
Run #1	5.0 ml
Run #2	

VOA 8260 List

CAS No.	Compound	Result	RL	MDL	Units	Q
67-64-1	Acetone	ND	50	10	ug/l	
71-43-2	Benzene [a]	0.99	1.0	0.30	ug/l	J
108-86-1	Bromobenzene	ND	1.0	0.30	ug/l	
74-97-5	Bromochloromethane	ND	1.0	0.30	ug/l	
75-27-4	Bromodichloromethane	ND	1.0	0.30	ug/l	
75-25-2	Bromoform	ND	1.0	0.30	ug/l	
106-99-0	1,3-Butadiene [b]	ND	1.0	0.30	ug/l	
104-51-8	n-Butylbenzene [a]	0.76	1.0	0.30	ug/l	J
135-98-8	sec-Butylbenzene [a]	0.78	1.0	0.30	ug/l	J
98-06-6	tert-Butylbenzene	ND	1.0	0.30	ug/l	
108-90-7	Chlorobenzene	ND	1.0	0.30	ug/l	
75-00-3	Chloroethane	ND	1.0	0.33	ug/l	
67-66-3	Chloroform	ND	1.0	0.30	ug/l	
95-49-8	o-Chlorotoluene	ND	1.0	0.30	ug/l	
106-43-4	p-Chlorotoluene	ND	1.0	0.30	ug/l	
75-15-0	Carbon disulfide	ND	5.0	0.75	ug/l	
56-23-5	Carbon tetrachloride	ND	1.0	0.54	ug/l	
108-94-1	Cyclohexanone [c]	ND	20	2.0	ug/l	
110-82-7	Cyclohexane [a]	0.99	5.0	0.56	ug/l	J
75-34-3	1,1-Dichloroethane	ND	1.0	0.30	ug/l	
75-35-4	1,1-Dichloroethylene	ND	1.0	0.30	ug/l	
563-58-6	1,1-Dichloropropene	ND	1.0	0.30	ug/l	
96-12-8	1,2-Dibromo-3-chloropropane	ND	2.0	0.33	ug/l	
106-93-4	1,2-Dibromoethane	ND	1.0	0.30	ug/l	
107-06-2	1,2-Dichloroethane	ND	1.0	0.30	ug/l	
78-87-5	1,2-Dichloropropane	ND	1.0	0.30	ug/l	
142-28-9	1,3-Dichloropropane	ND	1.0	0.30	ug/l	
594-20-7	2,2-Dichloropropane	ND	1.0	0.30	ug/l	
124-48-1	Dibromochloromethane	ND	1.0	0.30	ug/l	
75-71-8	Dichlorodifluoromethane	ND	2.0	0.51	ug/l	
156-59-2	cis-1,2-Dichloroethylene	ND	1.0	0.30	ug/l	
10061-01-5	cis-1,3-Dichloropropene	ND	1.0	0.30	ug/l	

ND = Not detected MDL = Method Detection Limit J = Indicates an estimated value
RL = Reporting Limit B = Indicates analyte found in associated method blank
E = Indicates value exceeds calibration range N = Indicates presumptive evidence of a compound

Report of Analysis

Client Sample ID:	E&E WELL- 160		
Lab Sample ID:	TD18891-3	**Date Sampled:**	03/27/18
Matrix:	AQ - Water	**Date Received:**	03/29/18
Method:	SW846 8260C	**Percent Solids:**	n/a
Project:	E&E Services, Lakeside, AZ		

VOA 8260 List

CAS No.	Compound	Result	RL	MDL	Units	Q
541-73-1	m-Dichlorobenzene	ND	1.0	0.30	ug/l	
95-50-1	o-Dichlorobenzene	ND	1.0	0.31	ug/l	
106-46-7	p-Dichlorobenzene	ND	1.0	0.30	ug/l	
77-73-6	Dicyclopentadiene	ND	1.0	0.30	ug/l	
156-60-5	trans-1,2-Dichloroethylene	ND	1.0	0.30	ug/l	
10061-02-6	trans-1,3-Dichloropropene	ND	1.0	0.30	ug/l	
100-41-4	Ethylbenzene [a]	0.42	1.0	0.30	ug/l	J
110-54-3	Hexane	ND	2.0	1.1	ug/l	
591-78-6	2-Hexanone	ND	10	1.2	ug/l	
87-68-3	Hexachlorobutadiene [a]	0.59	1.0	0.40	ug/l	J
98-82-8	Isopropylbenzene	1.7	1.0	0.30	ug/l	
99-87-6	p-Isopropyltoluene	ND	1.0	0.30	ug/l	
108-10-1	4-Methyl-2-pentanone	ND	10	2.3	ug/l	
74-83-9	Methyl bromide	ND	1.0	0.49	ug/l	
74-87-3	Methyl chloride	ND	1.0	0.30	ug/l	
108-87-2	Methylcyclohexane	ND	1.0	0.31	ug/l	
74-88-4	Methyl iodide	ND	1.0	0.30	ug/l	
74-95-3	Methylene bromide	ND	1.0	0.30	ug/l	
75-09-2	Methylene chloride	ND	5.0	1.3	ug/l	
78-93-3	Methyl ethyl ketone	ND	10	2.6	ug/l	
1634-04-4	Methyl Tert Butyl Ether	21.7	1.0	0.30	ug/l	
91-20-3	Naphthalene [a]	1.2	5.0	0.50	ug/l	J
103-65-1	n-Propylbenzene	3.1	1.0	0.30	ug/l	
100-42-5	Styrene	ND	1.0	0.30	ug/l	
630-20-6	1,1,1,2-Tetrachloroethane	ND	1.0	0.30	ug/l	
71-55-6	1,1,1-Trichloroethane	ND	1.0	0.30	ug/l	
79-34-5	1,1,2,2-Tetrachloroethane	ND	1.0	0.30	ug/l	
79-00-5	1,1,2-Trichloroethane	ND	1.0	0.30	ug/l	
87-61-6	1,2,3-Trichlorobenzene	ND	1.0	0.30	ug/l	
96-18-4	1,2,3-Trichloropropane	ND	1.0	0.38	ug/l	
120-82-1	1,2,4-Trichlorobenzene	ND	1.0	0.30	ug/l	
95-63-6	1,2,4-Trimethylbenzene [a]	0.68	1.0	0.30	ug/l	J
108-67-8	1,3,5-Trimethylbenzene	ND	1.0	0.30	ug/l	
127-18-4	Tetrachloroethylene	ND	1.0	0.30	ug/l	
108-88-3	Toluene [a]	0.91	1.0	0.30	ug/l	J
79-01-6	Trichloroethylene	ND	1.0	0.30	ug/l	
75-69-4	Trichlorofluoromethane	ND	1.0	0.30	ug/l	
75-01-4	Vinyl chloride [d]	ND	1.0	0.30	ug/l	
108-05-4	Vinyl Acetate	ND	5.0	0.50	ug/l	
1330-20-7	Xylene (total) [a]	1.1	3.0	0.65	ug/l	J

ND = Not detected MDL = Method Detection Limit J = Indicates an estimated value
RL = Reporting Limit B = Indicates analyte found in associated method blank
E = Indicates value exceeds calibration range N = Indicates presumptive evidence of a compound

Report of Analysis

Client Sample ID:	E&E WELL- 160		
Lab Sample ID:	TD18891-3	**Date Sampled:**	03/27/18
Matrix:	AQ - Water	**Date Received:**	03/29/18
Method:	SW846 8260C	**Percent Solids:**	n/a
Project:	E&E Services, Lakeside, AZ		

VOA 8260 List

CAS No.	Surrogate Recoveries	Run# 1	Run# 2	Limits
1868-53-7	Dibromofluoromethane	97%		72-122%
17060-07-0	1,2-Dichloroethane-D4	100%		68-124%
2037-26-5	Toluene-D8	97%		80-119%
460-00-4	4-Bromofluorobenzene	101%		72-126%

CAS No.	Tentatively Identified Compounds	R.T.	Est. Conc.	Units	Q
78-78-4	Butane, 2-methyl-	1.53	20	ug/l	JN
79-29-8	Butane, 2,3-dimethyl-	2.47	13	ug/l	JN
96-14-0	Pentane, 3-methyl-	2.71	13	ug/l	JN
768-00-3	Benzene, (1-methyl-1-propenyl)-, (E)-	12.06	5.2	ug/l	JN
	Total TIC, Volatile		51.2	ug/l	J

(a) AZ:E4
(b) ICV recovery was above method acceptance criteria. This target analyte was not detected in the sample. AZ:N1, V1
(c) ICV recovery was above method acceptance criteria. This target analyte was not detected in the sample. AZ:N1
(d) AZ:L1

ND = Not detected MDL = Method Detection Limit
RL = Reporting Limit
E = Indicates value exceeds calibration range

J = Indicates an estimated value
B = Indicates analyte found in associated method blank
N = Indicates presumptive evidence of a compound

SGS North America Inc.

Report of Analysis

Client Sample ID:	E&E WELL- 160		
Lab Sample ID:	TD18891-3	**Date Sampled:**	03/27/18
Matrix:	AQ - Water	**Date Received:**	03/29/18
Method:	SW846 8270D BY SIM SW846 3510C	**Percent Solids:**	n/a
Project:	E&E Services, Lakeside, AZ		

	File ID	DF	Analyzed	By	Prep Date	Prep Batch	Analytical Batch
Run #1	V32990.D	1	04/04/18 17:40	GJ	04/01/18 07:10	OP45859	EV1822
Run #2							

	Initial Volume	Final Volume
Run #1	950 ml	1.0 ml
Run #2		

BN PAH List

CAS No.	Compound	Result	RL	MDL	Units	Q
83-32-9	Acenaphthene	ND	0.21	0.11	ug/l	
208-96-8	Acenaphthylene	ND	0.21	0.11	ug/l	
120-12-7	Anthracene	ND	0.21	0.11	ug/l	
56-55-3	Benzo(a)anthracene	ND	0.21	0.11	ug/l	
50-32-8	Benzo(a)pyrene	ND	0.21	0.11	ug/l	
205-99-2	Benzo(b)fluoranthene	ND	0.21	0.11	ug/l	
191-24-2	Benzo(g,h,i)perylene	ND	0.21	0.11	ug/l	
207-08-9	Benzo(k)fluoranthene	ND	0.21	0.11	ug/l	
218-01-9	Chrysene	ND	0.21	0.11	ug/l	
53-70-3	Dibenzo(a,h)anthracene	ND	0.21	0.11	ug/l	
206-44-0	Fluoranthene	ND	0.21	0.11	ug/l	
86-73-7	Fluorene	ND	0.21	0.11	ug/l	
193-39-5	Indeno(1,2,3-cd)pyrene	ND	0.21	0.11	ug/l	
91-57-6	2-Methylnaphthalene	ND	0.21	0.11	ug/l	
91-20-3	Naphthalene [a]	0.14	0.21	0.11	ug/l	J
85-01-8	Phenanthrene	ND	0.21	0.11	ug/l	
129-00-0	Pyrene	ND	0.21	0.11	ug/l	

CAS No.	Surrogate Recoveries	Run# 1	Run# 2	Limits
4165-60-0	Nitrobenzene-d5	80%		17-131%
321-60-8	2-Fluorobiphenyl	74%		11-122%
1718-51-0	Terphenyl-d14	93%		21-144%

(a) AZ:E4

ND = Not detected MDL = Method Detection Limit J = Indicates an estimated value
RL = Reporting Limit B = Indicates analyte found in associated method blank
E = Indicates value exceeds calibration range N = Indicates presumptive evidence of a compound

Report of Analysis

Client Sample ID:	E&E WELL- 160		
Lab Sample ID:	TD18891-3	**Date Sampled:**	03/27/18
Matrix:	AQ - Water	**Date Received:**	03/29/18
Method:	SW846 8015D	**Percent Solids:**	n/a
Project:	E&E Services, Lakeside, AZ		

	File ID	DF	Analyzed	By	Prep Date	Prep Batch	Analytical Batch
Run #1 [a]	CD150145.D	1	04/04/18 13:39	AFL	n/a	n/a	F:GCD6282
Run #2							

	Purge Volume
Run #1	5.0 ml
Run #2	

TPH Volatiles

CAS No.	Compound	Result	RL	MDL	Units	Q
	TPH-GRO (C6-C10)	0.207	0.10	0.050	mg/l	

CAS No.	Surrogate Recoveries	Run# 1	Run# 2	Limits
460-00-4	4-Bromofluorobenzene	97%		70-131%
98-08-8	aaa-Trifluorotoluene	93%		69-143%

(a) Analysis performed at SGS Orlando, FL.

ND = Not detected MDL = Method Detection Limit
RL = Reporting Limit
E = Indicates value exceeds calibration range

J = Indicates an estimated value
B = Indicates analyte found in associated method blank
N = Indicates presumptive evidence of a compound

SGS North America Inc.

Report of Analysis

Client Sample ID:	E&E WELL- 160		
Lab Sample ID:	TD18891-3	**Date Sampled:**	03/27/18
Matrix:	AQ - Water	**Date Received:**	03/29/18
Method:	SW846 8015D SW846 3510C	**Percent Solids:**	n/a
Project:	E&E Services, Lakeside, AZ		

	File ID	DF	Analyzed	By	Prep Date	Prep Batch	Analytical Batch
Run #1 [a]	WW15489.D	1	04/05/18 13:27	AFL	04/03/18 13:00	F:OP69452	F:GWW628
Run #2							

	Initial Volume	Final Volume
Run #1	1040 ml	1.0 ml
Run #2		

ARIZONA TPH

CAS No.	Compound	Result	RL	MDL	Units	Q
	TPH (C10-C22)	0.442	0.048	0.024	mg/l	
	TPH (C22-C32)	0.265	0.096	0.048	mg/l	
	TPH (C10-C32)	0.707	0.14	0.072	mg/l	

CAS No.	Surrogate Recoveries	Run# 1	Run# 2	Limits
84-15-1	o-Terphenyl	102%		50-131%

(a) Analysis performed at SGS Orlando, FL.

ND = Not detected MDL = Method Detection Limit
RL = Reporting Limit
E = Indicates value exceeds calibration range

J = Indicates an estimated value
B = Indicates analyte found in associated method blank
N = Indicates presumptive evidence of a compound

SGS North America Inc.

Report of Analysis

Client Sample ID:	E&E WELL- 160		
Lab Sample ID:	TD18891-3	**Date Sampled:**	03/27/18
Matrix:	AQ - Water	**Date Received:**	03/29/18
		Percent Solids:	n/a
Project:	E&E Services, Lakeside, AZ		

Total Metals Analysis

Analyte	Result	RL	Units	DF	Prep	Analyzed	By	Method	Prep Method
Arsenic [a]	< 10	10	ug/l	1	04/02/18	04/02/18	ALA	SW846 6010C [2]	SW846 3010A [4]
Barium [a]	205	10	ug/l	1	04/02/18	04/02/18	ALA	SW846 6010C [2]	SW846 3010A [4]
Cadmium [a]	< 5.0	5.0	ug/l	1	04/02/18	04/02/18	ALA	SW846 6010C [2]	SW846 3010A [4]
Chromium [a]	< 10	10	ug/l	1	04/02/18	04/02/18	ALA	SW846 6010C [2]	SW846 3010A [4]
Lead [a]	13.3	10	ug/l	1	04/02/18	04/02/18	ALA	SW846 6010C [2]	SW846 3010A [4]
Mercury [a]	< 0.20	0.20	ug/l	1	04/02/18	04/02/18	ALA	SW846 7470A [1]	SW846 7470A [3]
Selenium [a]	< 10	10	ug/l	1	04/02/18	04/02/18	ALA	SW846 6010C [2]	SW846 3010A [4]
Silver [a]	< 10	10	ug/l	1	04/02/18	04/02/18	ALA	SW846 6010C [2]	SW846 3010A [4]

(1) Instrument QC Batch: L:MA11493
(2) Instrument QC Batch: L:MA11500
(3) Prep QC Batch: L:MP11097
(4) Prep QC Batch: L:MP11100

(a) Analysis performed at SGS Scott, LA. Cert# AZ0805

RL = Reporting Limit

SGS North America Inc.

Report of Analysis

Client Sample ID:	E&E WELL- 160		
Lab Sample ID:	TD18891-3A	**Date Sampled:**	03/27/18
Matrix:	AQ - Water	**Date Received:**	03/29/18
Method:	SW846 8260C BY SIM	**Percent Solids:**	n/a
Project:	E&E Services, Lakeside, AZ		

	File ID	DF	Analyzed	By	Prep Date	Prep Batch	Analytical Batch
Run #1	M0068975.D	1	04/05/18 12:53	SC	n/a	n/a	VM2695
Run #2							

	Purge Volume
Run #1	5.0 ml
Run #2	

CAS No.	Compound	Result	RL	MDL	Units	Q
106-93-4	1,2-Dibromoethane	ND	0.050	0.014	ug/l	

CAS No.	Surrogate Recoveries	Run# 1	Run# 2	Limits
1868-53-7	Dibromofluoromethane	112%		72-122%
17060-07-0	1,2-Dichloroethane-D4	113%		68-124%
2037-26-5	Toluene-D8	100%		80-119%
460-00-4	4-Bromofluorobenzene	102%		72-126%

ND = Not detected MDL = Method Detection Limit J = Indicates an estimated value
RL = Reporting Limit B = Indicates analyte found in associated method blank
E = Indicates value exceeds calibration range N = Indicates presumptive evidence of a compound

Misc. Forms

Custody Documents and Other Forms

Includes the following where applicable:

- Arizona Qualifiers
- Chain of Custody

Arizona Qualifiers

Job Number: TD18891
Account: ADEQAZP Arizona Dept. of Environmental Quality
Project: E&E Services, Lakeside, AZ

The following Arizona qualifiers have been applied to data and/or QC in this report.

Qual	Description
E4	Concentration estimated. Analyte was detected below laboratory minimum reporting limit (MRL) but above MDL.
L1	The associated blank spike recovery was above laboratory acceptance limits.
N1	See case narrative.
Q9	Insufficient sample received to meet method QC requirements.
V1	CCV recovery was above method acceptance limits. This target analyte was not detected in the sample.

SGS

PHOENIX

ACCUTEST

CHAIN OF CUSTODY

10165 Harwin Dr. Ste 150 Houston, TX 77036
TEL. 713-271-4700 FAX: 713-271-4770
www.accutest.com

PAGE 1 OF 1

FED-EX Tracking # 8101 1735 6274
SGS Accutest Quote #
Bottle Order Control #
SGS Accutest Job # TD18891

Client / Reporting Information

Company Name: ADEQ
Street Address: 1110 W. WASHINGTON ST.
City / State / Zip: PHOENIX, AZ 85007
Project Contact / E-mail: BRENT MITCHELL | BAM@AZDEQ.GOV
Phone #: 602-771-4312 Fax #:
Sampler(s) Name(s): BRENT MITCHELL Phone #:

Project Information

Project Name: EGE SERVICES (FORMER RAWHIDE MOTORS)
Street: 1659 W. WHITE MOUNTAIN BLVD
City / State: LAKESIDE AZ
Project #:
Client Purchase Order #:
Project Manager: MATT NARTER

Billing Information (if different from Report to)
Company Name:
Street Address:
City / State / Zip:
Attention:

Requested Analyses: 8260B - ADEQ METHOD; 8270D SIMS - PAHs; TEL; RCRA 8 METALS 6010C; 8011 - EDB; 8015 - GRO; 8015 - DRO; 8015 - DRO

Matrix Codes: DW - Drinking Water; GW - Ground Water; WW - Water; SW - Surface Water; SO - Soil; SL - Sludge; SED-Sediment; OI - Oil; LIQ - Other Liquid; AIR - Air; SOL - Other Solid; WP - Wipe; FB-Field Blank

SGS Accutest Sample #	Field ID / Point of Collection	Collection Date	Time	Sampled By	Matrix	# of bottles	HCl	NaOH	ZnAc/NaOH	HNO3	H2SO4	NONE	DI Water	MEOH	TSP	NaHSO4	ENCORE	OTHER	8260B	8270D SIMS	TEL	RCRA 8 METALS 6010C	8011 - EDB	8015 - GRO	8015 - DRO	8015 - DRO	LAB USE ONLY
1	EGE WELL - SURFACE	3/27/18	1145	BAM	WATER	16	6		1		6							3	X								
2	EGE WELL - 135	↓	1315	↓	↓	↓	↓		↓		↓							↓	X								
3	EGE WELL - 160	↓	1405	↓	↓	↓	↓		↓		↓							↓	X								
4	TRIP BLANK	—	—	—	WATER	2	2																				

LOGGED BY:

VERIFIED BY:

Turnaround Time (Business days)

- ☐ Standard
- ☒ 5 Day ~~RUSH~~ STANDARD
- ☐ 4 Day *RUSH*
- ☐ 3 Day *RUSH*
- ☐ 2 Day *RUSH*
- ☐ 1 Day *EMERGENCY*

Emergency & Rush T/A data available VIA Lablink

Approved By (SGS Accutest PM): / Date:

Data Deliverable Information

- ☐ Commercial "A" (Level 1)
- ☐ Commercial "B" (Level 2)
- ☐ FULT1 (Level 3+4)
- ☐ REDT1 (Level 3+4)
- ☐ Commercial "C"
- ☐ TRRP
- ☐ EDD Format
- ☐ Other _____

Commercial "A" = Results Only
Commercial "B" = Results + QC Summary
Commercial "C" = Results + QC & Surrogate Summary

Comments / Special Instructions

Form. SM021-0

Sample Custody must be documented below each time samples change possession, including courier delivery.

Relinquished by Sampler:	Date Time:	Received By:	Date Time:	Relinquished By:	Date Time:	Received By:	Date Time:
1 Brent A Mitchell	3/28/18 1335	1 Ashley Frum	3/28/18 1335	2 Ashley Frum	3/28/18 1600	2 Fed Ex	3/28/18 1600
Relinquished by Sampler: 3		Received By: 3	3/28/18 1210	Relinquished By: 4		Received By: 4	
Relinquished by: 5		Received By: 5		Custody Seal #		Preserved where applicable	On Ice ☒ Cooler Temp.

☐ Intact ☐ Not intact

5.2 5

TD18891: Chain of Custody
Page 1 of 8

SGS ACCUTEST

COOLER TEMP FORM

TC#_____

Delivered by (circle one): FedEx/UPS ~~ALGC Driver~~ Client

Date: 3/29/18

Client: _____

Cooler Number: 1

Thermometer ID: 7124 CF, °C 0 Corrected Temp, °C 2.2

SAMPLES CONTAINED IN COOLER

(6) LAG EGE SURFACE

(2) LAG E&E 135

FedEx 1 of 3

TRK# 0200 8101 1735 6274

MASTER

AB SGRA

THU - 29 MAR 10:30A

PRIORITY OVERNIGHT

DSR

77036

TX-US

IAH

FID 5032300 28MAR18 MSCA 546C1/07F5/0C8A

SGS Cus

Initial

Custody Seal

Date 3/28

Form: SM027-06 Rev 10/24/2016

TD18891: Chain of Custody

Page 2 of 8

SGS ACCUTEST

COOLER TEMP FORM

TC#_____

Delivered by (circle one): FedEx/UPS ALGC Driver Client

Date: 3/29/18

Client: ADEQ

Cooler Number: 2

Thermometer ID: JNY CF, °C 0 Corrected Temp, °C 3.5

SAMPLES CONTAINED IN COOLER

(6) LAG E&E WELL 160
(2) LAG E&E WELL 135

FedEx 3 of 3
MPS# 0260 8015 9027 3045
Mstr# 8101 1735 6274 0200
AB SGRA
THU - 29 MAR 10:30A
PRIORITY OVERNIGHT
DSR
77036
TX-US
IAH
FID 5032300 28MAR18 MSCA 546C1/07F5/0C0A

Custody Seal
Initial [illegible] Date [illegible]

Form: SM027-06 Rev 10/24/2016

TD18891: Chain of Custody
Page 3 of 8

SGS ACCUTEST

COOLER TEMP FORM

TC#_____

Delivered by (circle one): FedEx/UPS ALGC Driver Client

Date: 3/29/18

Client: ADEQ

Cooler Number: 3

Thermometer ID: #4 CF, °C 0 Corrected Temp, °C 1.2

SAMPLES CONTAINED IN COOLER

ALL VIALS
& METALS

(2) LAG 135

FedEx 2 of 3
8015 9027 3056
8101 1735 6274 0200
B SGRA
THU - 29 MAR 10:30A
PRIORITY OVERNIGHT
DSR
77036
TX-US
IAH
FID 5032300 28MAR18 MSCA 546C1/07F5/0C8A

Form: SM027-06 Rev 10/24/2016

TD18891: Chain of Custody
Page 4 of 8

SGS Sample Receipt Summary

Job Number: TD18891 **Client:** ADEQ **Project:** E&E SERVICES

Date / Time Received: 3/29/2018 12:10:00 PM **Delivery Method:** **Airbill #'s:** 801590273056,810117356274,801590273045

No. Coolers: 3 **Therm ID:** IR-4; **Temp Adjustment Factor:** 0;

Cooler Temps (Initial/Adjusted): #1: (2.2/2.2); #2: (3.5/3.5); #3: (1.2/1.2);

Cooler Security	Y	N		Y	N
1. Custody Seals Present:	☑	☐	3. COC Present:	☑	☐
2. Custody Seals Intact:	☑	☐	4. Smpl Dates/Time OK	☑	☐

Cooler Temperature	Y	N
1. Temp criteria achieved:	☑	☐
2. Cooler temp verification:		
3. Cooler media:	Ice (Bag)	

Quality Control Preservation	Y	N	N/A	WTB	STB
1. Trip Blank present / cooler:	☑	☐	☐	☑	☐
2. Trip Blank listed on COC:	☑	☐	☐		
3. Samples preserved properly:	☑	☐			
4. VOCs headspace free:	☑	☐	☐		

Sample Integrity - Documentation	Y	N
1. Sample labels present on bottles:	☑	☐
2. Container labeling complete:	☑	☐
3. Sample container label / COC agree:	☑	☐

Sample Integrity - Condition	Y	N
1. Sample recvd within HT:	☑	☐
2. All containers accounted for:	☑	☐
3. Condition of sample:	Intact	

Sample Integrity - Instructions	Y	N	N/A
1. Analysis requested is clear:	☑	☐	
2. Bottles received for unspecified tests	☐	☑	
3. Sufficient volume recvd for analysis:	☑	☐	
4. Compositing instructions clear:	☐	☐	☑
5. Filtering instructions clear:	☐	☐	☑

Comments

Sample Receipt Log

Job #: TD18891 **Date / Time Received:** 3/29/2018 12:10:00 PM **Initials:** BG

Client:

Cooler #	Sample ID:	Vol	Bot #	Location	Pres	pH	Therm ID	Initial Temp	Therm CF	Corrected Temp
3	TD18891-1	LAG	1	4S	N/P	Note #2 - Preservative check not applicable.	IR-4	1.2	0	1.2
3	TD18891-1	LAG	2	4S	N/P	Note #2 - Preservative check not applicable.	IR-4	1.2	0	1.2
3	TD18891-1	LAG	3	SUB	N/P	Note #2 - Preservative check not applicable.	IR-4	1.2	0	1.2
3	TD18891-1	LAG	4	SUB	N/P	Note #2 - Preservative check not applicable.	IR-4	1.2	0	1.2
3	TD18891-1	LAG	5	SUB	N/P	Note #2 - Preservative check not applicable.	IR-4	1.2	0	1.2
3	TD18891-1	LAG	6	SUB	N/P	Note #2 - Preservative check not applicable.	IR-4	1.2	0	1.2
3	TD18891-1	250ml	7	SUB	HNO3	pH < 2	IR-4	1.2	0	1.2
3	TD18891-1	40ml	8	SUB	Na2S2O3	Note #2 - Preservative check not applicable.	IR-4	1.2	0	1.2
3	TD18891-1	40ml	9	SUB	Na2S2O3	Note #2 - Preservative check not applicable.	IR-4	1.2	0	1.2
3	TD18891-1	40ml	10	SUB	Na2S2O3	Note #2 - Preservative check not applicable.	IR-4	1.2	0	1.2
3	TD18891-1	40ml	11	VR	HCL	Note #1 - Preservative to be checked by analyst at the instrument.	IR-4	1.2	0	1.2
3	TD18891-1	40ml	12	VR	HCL	Note #1 - Preservative to be checked by analyst at the instrument.	IR-4	1.2	0	1.2
3	TD18891-1	40ml	13	VR	HCL	pH < 2	IR-4	1.2	0	1.2
3	TD18891-1	40ml	14	SUB	HCL	pH < 2	IR-4	1.2	0	1.2
3	TD18891-1	40ml	15	SUB	HCL	pH < 2	IR-4	1.2	0	1.2
3	TD18891-1	40ml	16	SUB	HCL	pH < 2	IR-4	1.2	0	1.2
3	TD18891-2	LAG	1	4S	N/P	Note #2 - Preservative check not applicable.	IR-4	1.2	0	1.2
3	TD18891-2	LAG	2	4S	N/P	Note #2 - Preservative check not applicable.	IR-4	1.2	0	1.2
3	TD18891-2	LAG	3	SUB	N/P	Note #2 - Preservative check not applicable.	IR-4	1.2	0	1.2
3	TD18891-2	LAG	4	SUB	N/P	Note #2 - Preservative check not applicable.	IR-4	1.2	0	1.2
3	TD18891-2	LAG	5	SUB	N/P	Note #2 - Preservative check not applicable.	IR-4	1.2	0	1.2
3	TD18891-2	LAG	6	SUB	N/P	Note #2 - Preservative check not applicable.	IR-4	1.2	0	1.2
3	TD18891-2	250ml	7	SUB	HNO3	pH < 2	IR-4	1.2	0	1.2

Sample Receipt Log

Job #: TD18891 **Date / Time Received:** 3/29/2018 12:10:00 PM **Initials:** BG

Client:

Cooler #	Sample ID:	Vol	Bot #	Location	Pres	pH	Therm ID	Initial Temp	Therm CF	Corrected Temp
3	TD18891-2	40ml	8	SUB	Na2S2O3	Note #2 - Preservative check not applicable.	IR-4	1.2	0	1.2
3	TD18891-2	40ml	9	SUB	Na2S2O3	Note #2 - Preservative check not applicable.	IR-4	1.2	0	1.2
3	TD18891-2	40ml	10	SUB	Na2S2O3	Note #2 - Preservative check not applicable.	IR-4	1.2	0	1.2
3	TD18891-2	40ml	11	VR	HCL	Note #1 - Preservative to be checked by analyst at the instrument.	IR-4	1.2	0	1.2
3	TD18891-2	40ml	12	VR	HCL	Note #1 - Preservative to be checked by analyst at the instrument.	IR-4	1.2	0	1.2
3	TD18891-2	40ml	13	VR	HCL	pH < 2	IR-4	1.2	0	1.2
3	TD18891-2	40ml	14	SUB	HCL	pH < 2	IR-4	1.2	0	1.2
3	TD18891-2	40ml	15	SUB	HCL	pH < 2	IR-4	1.2	0	1.2
3	TD18891-2	40ml	16	SUB	HCL	pH < 2	IR-4	1.2	0	1.2
3	TD18891-3	LAG	1	4S	N/P	Note #2 - Preservative check not applicable.	IR-4	1.2	0	1.2
3	TD18891-3	LAG	2	4S	N/P	Note #2 - Preservative check not applicable.	IR-4	1.2	0	1.2
3	TD18891-3	LAG	3	SUB	N/P	Note #2 - Preservative check not applicable.	IR-4	1.2	0	1.2
3	TD18891-3	LAG	4	SUB	N/P	Note #2 - Preservative check not applicable.	IR-4	1.2	0	1.2
3	TD18891-3	LAG	5	SUB	N/P	Note #2 - Preservative check not applicable.	IR-4	1.2	0	1.2
3	TD18891-3	LAG	6	SUB	N/P	Note #2 - Preservative check not applicable.	IR-4	1.2	0	1.2
3	TD18891-3	250ml	7	SUB	HNO3	pH < 2	IR-4	1.2	0	1.2
3	TD18891-3	40ml	8	SUB	Na2S2O3	Note #2 - Preservative check not applicable.	IR-4	1.2	0	1.2
3	TD18891-3	40ml	9	SUB	Na2S2O3	Note #2 - Preservative check not applicable.	IR-4	1.2	0	1.2
3	TD18891-3	40ml	10	SUB	Na2S2O3	Note #2 - Preservative check not applicable.	IR-4	1.2	0	1.2
3	TD18891-3	40ml	11	VR	HCL	Note #1 - Preservative to be checked by analyst at the instrument.	IR-4	1.2	0	1.2
3	TD18891-3	40ml	12	VR	HCL	Note #1 - Preservative to be checked by analyst at the instrument.	IR-4	1.2	0	1.2
3	TD18891-3	40ml	13	VR	HCL	pH < 2	IR-4	1.2	0	1.2
3	TD18891-3	40ml	14	SUB	HCL	pH < 2	IR-4	1.2	0	1.2

Sample Receipt Log

Job #: TD18891 **Date / Time Received:** 3/29/2018 12:10:00 PM **Initials:** BG

Client:

Cooler #	Sample ID:	Vol	Bot #	Location	Pres	pH	Therm ID	Initial Temp	Therm CF	Corrected Temp
3	TD18891-3	40ml	15	SUB	HCL	pH < 2	IR-4	1.2	0	1.2
3	TD18891-3	40ml	16	SUB	HCL	pH < 2	IR-4	1.2	0	1.2
	TD18891-4	40ml	1	VR	HCL	Note #1 - Preservative to be checked by analyst at the instrument.				
	TD18891-4	40ml	2	VR	HCL	Note #1 - Preservative to be checked by analyst at the instrument.				

MS Volatiles

QC Data Summaries

Includes the following where applicable:

- Method Blank Summaries
- Blank Spike Summaries
- Matrix Spike and Duplicate Summaries

Method Blank Summary

Job Number: TD18891
Account: ADEQAZP Arizona Dept. of Environmental Quality
Project: E&E Services, Lakeside, AZ

Sample	File ID	DF	Analyzed	By	Prep Date	Prep Batch	Analytical Batch
VM2694-MB	M0068958.D	1	04/03/18	SC	n/a	n/a	VM2694

The QC reported here applies to the following samples: **Method:** SW846 8260C BY SIM

TD18891-1A, TD18891-2A

CAS No.	Compound	Result	RL	MDL	Units	Q
106-93-4	1,2-Dibromoethane [a]	0.019	0.050	0.014	ug/l	J

CAS No.	Surrogate Recoveries		Limits
1868-53-7	Dibromofluoromethane	112%	72-122%
17060-07-0	1,2-Dichloroethane-D4	116%	68-124%
2037-26-5	Toluene-D8	102%	80-119%
460-00-4	4-Bromofluorobenzene	104%	72-126%

(a) Suspected carryover.

Method Blank Summary

Job Number: TD18891
Account: ADEQAZP Arizona Dept. of Environmental Quality
Project: E&E Services, Lakeside, AZ

Sample	File ID	DF	Analyzed	By	Prep Date	Prep Batch	Analytical Batch
VM2695-MB	M0068974.D	1	04/05/18	SC	n/a	n/a	VM2695

The QC reported here applies to the following samples: **Method:** SW846 8260C BY SIM

TD18891-3A

CAS No.	Compound	Result	RL	MDL	Units	Q
106-93-4	1,2-Dibromoethane	ND	0.050	0.014	ug/l	

CAS No.	Surrogate Recoveries		Limits
1868-53-7	Dibromofluoromethane	121%	72-122%
17060-07-0	1,2-Dichloroethane-D4	114%	68-124%
2037-26-5	Toluene-D8	96%	80-119%
460-00-4	4-Bromofluorobenzene	96%	72-126%

Method Blank Summary

Job Number: TD18891
Account: ADEQAZP Arizona Dept. of Environmental Quality
Project: E&E Services, Lakeside, AZ

Sample	File ID	DF	Analyzed	By	Prep Date	Prep Batch	Analytical Batch
VK2227-MB	K359643.D	1	04/06/18	SC	n/a	n/a	VK2227

The QC reported here applies to the following samples: **Method:** SW846 8260C

TD18891-3

CAS No.	Compound	Result	RL	MDL	Units	Q
67-64-1	Acetone	ND	50	10	ug/l	
71-43-2	Benzene	ND	1.0	0.30	ug/l	
108-86-1	Bromobenzene	ND	1.0	0.30	ug/l	
74-97-5	Bromochloromethane	ND	1.0	0.30	ug/l	
75-27-4	Bromodichloromethane	ND	1.0	0.30	ug/l	
75-25-2	Bromoform	ND	1.0	0.30	ug/l	
106-99-0	1,3-Butadiene	ND	1.0	0.30	ug/l	
104-51-8	n-Butylbenzene	ND	1.0	0.30	ug/l	
135-98-8	sec-Butylbenzene	ND	1.0	0.30	ug/l	
98-06-6	tert-Butylbenzene	ND	1.0	0.30	ug/l	
108-90-7	Chlorobenzene	ND	1.0	0.30	ug/l	
75-00-3	Chloroethane	ND	1.0	0.33	ug/l	
67-66-3	Chloroform	ND	1.0	0.30	ug/l	
95-49-8	o-Chlorotoluene	ND	1.0	0.30	ug/l	
106-43-4	p-Chlorotoluene	ND	1.0	0.30	ug/l	
75-15-0	Carbon disulfide	ND	5.0	0.75	ug/l	
56-23-5	Carbon tetrachloride	ND	1.0	0.54	ug/l	
108-94-1	Cyclohexanone	ND	20	2.0	ug/l	
110-82-7	Cyclohexane	ND	5.0	0.56	ug/l	
75-34-3	1,1-Dichloroethane	ND	1.0	0.30	ug/l	
75-35-4	1,1-Dichloroethylene	ND	1.0	0.30	ug/l	
563-58-6	1,1-Dichloropropene	ND	1.0	0.30	ug/l	
96-12-8	1,2-Dibromo-3-chloropropane	ND	2.0	0.33	ug/l	
106-93-4	1,2-Dibromoethane	ND	1.0	0.30	ug/l	
107-06-2	1,2-Dichloroethane	ND	1.0	0.30	ug/l	
78-87-5	1,2-Dichloropropane	ND	1.0	0.30	ug/l	
142-28-9	1,3-Dichloropropane	ND	1.0	0.30	ug/l	
594-20-7	2,2-Dichloropropane	ND	1.0	0.30	ug/l	
124-48-1	Dibromochloromethane	ND	1.0	0.30	ug/l	
75-71-8	Dichlorodifluoromethane	ND	2.0	0.51	ug/l	
156-59-2	cis-1,2-Dichloroethylene	ND	1.0	0.30	ug/l	
10061-01-5	cis-1,3-Dichloropropene	ND	1.0	0.30	ug/l	
541-73-1	m-Dichlorobenzene	ND	1.0	0.30	ug/l	
95-50-1	o-Dichlorobenzene	ND	1.0	0.31	ug/l	
106-46-7	p-Dichlorobenzene	ND	1.0	0.30	ug/l	
77-73-6	Dicyclopentadiene	ND	1.0	0.30	ug/l	

Method Blank Summary

Job Number: TD18891
Account: ADEQAZP Arizona Dept. of Environmental Quality
Project: E&E Services, Lakeside, AZ

Sample	File ID	DF	Analyzed	By	Prep Date	Prep Batch	Analytical Batch
VK2227-MB	K359643.D	1	04/06/18	SC	n/a	n/a	VK2227

The QC reported here applies to the following samples: **Method:** SW846 8260C

TD18891-3

CAS No.	Compound	Result	RL	MDL	Units	Q
156-60-5	trans-1,2-Dichloroethylene	ND	1.0	0.30	ug/l	
10061-02-6	trans-1,3-Dichloropropene	ND	1.0	0.30	ug/l	
100-41-4	Ethylbenzene	ND	1.0	0.30	ug/l	
110-54-3	Hexane	ND	2.0	1.1	ug/l	
591-78-6	2-Hexanone	ND	10	1.2	ug/l	
87-68-3	Hexachlorobutadiene	0.91	1.0	0.40	ug/l	J
98-82-8	Isopropylbenzene	ND	1.0	0.30	ug/l	
99-87-6	p-Isopropyltoluene	ND	1.0	0.30	ug/l	
108-10-1	4-Methyl-2-pentanone	ND	10	2.3	ug/l	
74-83-9	Methyl bromide	ND	1.0	0.49	ug/l	
74-87-3	Methyl chloride	ND	1.0	0.30	ug/l	
108-87-2	Methylcyclohexane	ND	1.0	0.31	ug/l	
74-88-4	Methyl iodide	ND	1.0	0.30	ug/l	
74-95-3	Methylene bromide	ND	1.0	0.30	ug/l	
75-09-2	Methylene chloride	ND	5.0	1.3	ug/l	
78-93-3	Methyl ethyl ketone	ND	10	2.6	ug/l	
1634-04-4	Methyl Tert Butyl Ether	ND	1.0	0.30	ug/l	
91-20-3	Naphthalene	ND	5.0	0.50	ug/l	
103-65-1	n-Propylbenzene	ND	1.0	0.30	ug/l	
100-42-5	Styrene	ND	1.0	0.30	ug/l	
630-20-6	1,1,1,2-Tetrachloroethane	ND	1.0	0.30	ug/l	
71-55-6	1,1,1-Trichloroethane	ND	1.0	0.30	ug/l	
79-34-5	1,1,2,2-Tetrachloroethane	ND	1.0	0.30	ug/l	
79-00-5	1,1,2-Trichloroethane	ND	1.0	0.30	ug/l	
87-61-6	1,2,3-Trichlorobenzene	ND	1.0	0.30	ug/l	
96-18-4	1,2,3-Trichloropropane	ND	1.0	0.38	ug/l	
120-82-1	1,2,4-Trichlorobenzene	ND	1.0	0.30	ug/l	
95-63-6	1,2,4-Trimethylbenzene	ND	1.0	0.30	ug/l	
108-67-8	1,3,5-Trimethylbenzene	ND	1.0	0.30	ug/l	
127-18-4	Tetrachloroethylene	ND	1.0	0.30	ug/l	
108-88-3	Toluene	ND	1.0	0.30	ug/l	
79-01-6	Trichloroethylene	ND	1.0	0.30	ug/l	
75-69-4	Trichlorofluoromethane	ND	1.0	0.30	ug/l	
75-01-4	Vinyl chloride	ND	1.0	0.30	ug/l	
108-05-4	Vinyl Acetate	ND	5.0	0.50	ug/l	
1330-20-7	Xylene (total)	ND	3.0	0.65	ug/l	

Method Blank Summary

Job Number: TD18891
Account: ADEQAZP Arizona Dept. of Environmental Quality
Project: E&E Services, Lakeside, AZ

Sample	File ID	DF	Analyzed	By	Prep Date	Prep Batch	Analytical Batch
VK2227-MB	K359643.D	1	04/06/18	SC	n/a	n/a	VK2227

The QC reported here applies to the following samples: **Method:** SW846 8260C

TD18891-3

CAS No.	Surrogate Recoveries		Limits
1868-53-7	Dibromofluoromethane	95%	72-122%
17060-07-0	1,2-Dichloroethane-D4	98%	68-124%
2037-26-5	Toluene-D8	100%	80-119%
460-00-4	4-Bromofluorobenzene	99%	72-126%

CAS No.	Tentatively Identified Compounds	R.T.	Est. Conc.	Units	Q
	Total TIC, Volatile		0	ug/l	

Method Blank Summary

Job Number: TD18891
Account: ADEQAZP Arizona Dept. of Environmental Quality
Project: E&E Services, Lakeside, AZ

Sample	File ID	DF	Analyzed	By	Prep Date	Prep Batch	Analytical Batch
VE2965-MB	E0066837.D	1	04/10/18	FI	n/a	n/a	VE2965

The QC reported here applies to the following samples: **Method:** SW846 8260C

TD18891-1, TD18891-2

CAS No.	Compound	Result	RL	MDL	Units	Q
67-64-1	Acetone	ND	50	10	ug/l	
71-43-2	Benzene	ND	1.0	0.30	ug/l	
108-86-1	Bromobenzene	ND	1.0	0.30	ug/l	
74-97-5	Bromochloromethane	ND	1.0	0.30	ug/l	
75-27-4	Bromodichloromethane	ND	1.0	0.30	ug/l	
75-25-2	Bromoform	ND	1.0	0.30	ug/l	
106-99-0	1,3-Butadiene	ND	1.0	0.30	ug/l	
104-51-8	n-Butylbenzene	ND	1.0	0.30	ug/l	
135-98-8	sec-Butylbenzene	ND	1.0	0.30	ug/l	
98-06-6	tert-Butylbenzene	ND	1.0	0.30	ug/l	
108-90-7	Chlorobenzene	ND	1.0	0.30	ug/l	
75-00-3	Chloroethane	ND	1.0	0.33	ug/l	
67-66-3	Chloroform	ND	1.0	0.30	ug/l	
95-49-8	o-Chlorotoluene	ND	1.0	0.30	ug/l	
106-43-4	p-Chlorotoluene	ND	1.0	0.30	ug/l	
75-15-0	Carbon disulfide	ND	5.0	0.75	ug/l	
56-23-5	Carbon tetrachloride	ND	1.0	0.54	ug/l	
108-94-1	Cyclohexanone	ND	20	2.0	ug/l	
110-82-7	Cyclohexane	ND	5.0	0.56	ug/l	
75-34-3	1,1-Dichloroethane	ND	1.0	0.30	ug/l	
75-35-4	1,1-Dichloroethylene	ND	1.0	0.30	ug/l	
563-58-6	1,1-Dichloropropene	ND	1.0	0.30	ug/l	
96-12-8	1,2-Dibromo-3-chloropropane	ND	2.0	0.33	ug/l	
106-93-4	1,2-Dibromoethane	ND	1.0	0.30	ug/l	
107-06-2	1,2-Dichloroethane	ND	1.0	0.30	ug/l	
78-87-5	1,2-Dichloropropane	ND	1.0	0.30	ug/l	
142-28-9	1,3-Dichloropropane	ND	1.0	0.30	ug/l	
594-20-7	2,2-Dichloropropane	ND	1.0	0.30	ug/l	
124-48-1	Dibromochloromethane	ND	1.0	0.30	ug/l	
75-71-8	Dichlorodifluoromethane	ND	2.0	0.51	ug/l	
156-59-2	cis-1,2-Dichloroethylene	ND	1.0	0.30	ug/l	
10061-01-5	cis-1,3-Dichloropropene	ND	1.0	0.30	ug/l	
541-73-1	m-Dichlorobenzene	ND	1.0	0.30	ug/l	
95-50-1	o-Dichlorobenzene	ND	1.0	0.31	ug/l	
106-46-7	p-Dichlorobenzene	ND	1.0	0.30	ug/l	
77-73-6	Dicyclopentadiene	ND	1.0	0.30	ug/l	

Method Blank Summary

Job Number: TD18891
Account: ADEQAZP Arizona Dept. of Environmental Quality
Project: E&E Services, Lakeside, AZ

Sample	File ID	DF	Analyzed	By	Prep Date	Prep Batch	Analytical Batch
VE2965-MB	E0066837.D	1	04/10/18	FI	n/a	n/a	VE2965

The QC reported here applies to the following samples: **Method:** SW846 8260C

TD18891-1, TD18891-2

CAS No.	Compound	Result	RL	MDL	Units	Q
156-60-5	trans-1,2-Dichloroethylene	ND	1.0	0.30	ug/l	
10061-02-6	trans-1,3-Dichloropropene	ND	1.0	0.30	ug/l	
100-41-4	Ethylbenzene	ND	1.0	0.30	ug/l	
110-54-3	Hexane	ND	2.0	1.1	ug/l	
591-78-6	2-Hexanone	ND	10	1.2	ug/l	
87-68-3	Hexachlorobutadiene	ND	1.0	0.40	ug/l	
98-82-8	Isopropylbenzene	ND	1.0	0.30	ug/l	
99-87-6	p-Isopropyltoluene	ND	1.0	0.30	ug/l	
108-10-1	4-Methyl-2-pentanone	ND	10	2.3	ug/l	
74-83-9	Methyl bromide	ND	1.0	0.49	ug/l	
74-87-3	Methyl chloride	ND	1.0	0.30	ug/l	
108-87-2	Methylcyclohexane	ND	1.0	0.31	ug/l	
74-88-4	Methyl iodide	ND	1.0	0.30	ug/l	
74-95-3	Methylene bromide	ND	1.0	0.30	ug/l	
75-09-2	Methylene chloride	ND	5.0	1.3	ug/l	
78-93-3	Methyl ethyl ketone	ND	10	2.6	ug/l	
1634-04-4	Methyl Tert Butyl Ether	ND	1.0	0.30	ug/l	
91-20-3	Naphthalene	ND	5.0	0.50	ug/l	
103-65-1	n-Propylbenzene	ND	1.0	0.30	ug/l	
100-42-5	Styrene	ND	1.0	0.30	ug/l	
630-20-6	1,1,1,2-Tetrachloroethane	ND	1.0	0.30	ug/l	
71-55-6	1,1,1-Trichloroethane	ND	1.0	0.30	ug/l	
79-34-5	1,1,2,2-Tetrachloroethane	ND	1.0	0.30	ug/l	
79-00-5	1,1,2-Trichloroethane	ND	1.0	0.30	ug/l	
87-61-6	1,2,3-Trichlorobenzene	ND	1.0	0.30	ug/l	
96-18-4	1,2,3-Trichloropropane	ND	1.0	0.38	ug/l	
120-82-1	1,2,4-Trichlorobenzene	0.61	1.0	0.30	ug/l	J
95-63-6	1,2,4-Trimethylbenzene	ND	1.0	0.30	ug/l	
108-67-8	1,3,5-Trimethylbenzene	ND	1.0	0.30	ug/l	
127-18-4	Tetrachloroethylene	ND	1.0	0.30	ug/l	
108-88-3	Toluene	ND	1.0	0.30	ug/l	
79-01-6	Trichloroethylene	ND	1.0	0.30	ug/l	
75-69-4	Trichlorofluoromethane	ND	1.0	0.30	ug/l	
75-01-4	Vinyl chloride	ND	1.0	0.30	ug/l	
108-05-4	Vinyl Acetate	ND	5.0	0.50	ug/l	
1330-20-7	Xylene (total)	ND	3.0	0.65	ug/l	

Method Blank Summary

Job Number: TD18891
Account: ADEQAZP Arizona Dept. of Environmental Quality
Project: E&E Services, Lakeside, AZ

Sample	File ID	DF	Analyzed	By	Prep Date	Prep Batch	Analytical Batch
VE2965-MB	E0066837.D	1	04/10/18	FI	n/a	n/a	VE2965

The QC reported here applies to the following samples: **Method:** SW846 8260C

TD18891-1, TD18891-2

CAS No.	Surrogate Recoveries		Limits
1868-53-7	Dibromofluoromethane	93%	72-122%
17060-07-0	1,2-Dichloroethane-D4	96%	68-124%
2037-26-5	Toluene-D8	99%	80-119%
460-00-4	4-Bromofluorobenzene	94%	72-126%

CAS No.	Tentatively Identified Compounds	R.T.	Est. Conc.	Units	Q
	Total TIC, Volatile		0	ug/l	

Blank Spike Summary

Job Number: TD18891
Account: ADEQAZP Arizona Dept. of Environmental Quality
Project: E&E Services, Lakeside, AZ

Sample	File ID	DF	Analyzed	By	Prep Date	Prep Batch	Analytical Batch
VM2694-BS	M0068957.D	1	04/03/18	SC	n/a	n/a	VM2694

The QC reported here applies to the following samples: **Method:** SW846 8260C BY SIM

TD18891-1A, TD18891-2A

CAS No.	Compound	Spike ug/l	BSP ug/l	BSP %	Limits
106-93-4	1,2-Dibromoethane	0.5	0.52	104	69-121

CAS No.	Surrogate Recoveries	BSP	Limits
1868-53-7	Dibromofluoromethane	105%	72-122%
17060-07-0	1,2-Dichloroethane-D4	106%	68-124%
2037-26-5	Toluene-D8	103%	80-119%
460-00-4	4-Bromofluorobenzene	110%	72-126%

* = Outside of Control Limits.

Blank Spike Summary

Job Number: TD18891
Account: ADEQAZP Arizona Dept. of Environmental Quality
Project: E&E Services, Lakeside, AZ

Sample	File ID	DF	Analyzed	By	Prep Date	Prep Batch	Analytical Batch
VK2227-BS	K359640.D	1	04/06/18	SC	n/a	n/a	VK2227

The QC reported here applies to the following samples: **Method:** SW846 8260C

TD18891-3

CAS No.	Compound	Spike ug/l	BSP ug/l	BSP %	Limits
67-64-1	Acetone	125	125	100	46-129
71-43-2	Benzene	25	23.2	93	68-119
108-86-1	Bromobenzene	25	23.8	95	71-119
74-97-5	Bromochloromethane	25	22.9	92	71-118
75-27-4	Bromodichloromethane	25	24.9	100	72-118
75-25-2	Bromoform	25	21.9	88	54-123
106-99-0	1,3-Butadiene	25	40.1	160	37-172
104-51-8	n-Butylbenzene	25	27.1	108	66-123
135-98-8	sec-Butylbenzene	25	26.5	106	72-123
98-06-6	tert-Butylbenzene	25	24.9	100	70-124
108-90-7	Chlorobenzene	25	22.9	92	74-120
75-00-3	Chloroethane	25	33.0	132	61-132
67-66-3	Chloroform	25	22.8	91	73-122
95-49-8	o-Chlorotoluene	25	24.1	96	71-122
106-43-4	p-Chlorotoluene	25	24.2	97	73-120
75-15-0	Carbon disulfide	25	30.4	122	55-140
56-23-5	Carbon tetrachloride	25	27.3	109	68-133
108-94-1	Cyclohexanone	125	171	137	20-150
110-82-7	Cyclohexane	25	27.3	109	57-160
75-34-3	1,1-Dichloroethane	25	24.2	97	72-121
75-35-4	1,1-Dichloroethylene	25	29.2	117	67-140
563-58-6	1,1-Dichloropropene	25	24.8	99	73-130
96-12-8	1,2-Dibromo-3-chloropropane	25	24.2	97	47-133
106-93-4	1,2-Dibromoethane	25	23.7	95	69-121
107-06-2	1,2-Dichloroethane	25	22.5	90	68-121
78-87-5	1,2-Dichloropropane	25	22.6	90	72-116
142-28-9	1,3-Dichloropropane	25	22.1	88	70-118
594-20-7	2,2-Dichloropropane	25	28.3	113	57-141
124-48-1	Dibromochloromethane	25	22.6	90	68-119
75-71-8	Dichlorodifluoromethane	25	37.1	148	29-182
156-59-2	cis-1,2-Dichloroethylene	25	23.4	94	72-117
10061-01-5	cis-1,3-Dichloropropene	25	23.6	94	71-118
541-73-1	m-Dichlorobenzene	25	24.1	96	73-117
95-50-1	o-Dichlorobenzene	25	23.0	92	71-117
106-46-7	p-Dichlorobenzene	25	23.0	92	71-116
77-73-6	Dicyclopentadiene	25	26.0	104	57-144

* = Outside of Control Limits.

Blank Spike Summary

Job Number: TD18891
Account: ADEQAZP Arizona Dept. of Environmental Quality
Project: E&E Services, Lakeside, AZ

Sample	File ID	DF	Analyzed	By	Prep Date	Prep Batch	Analytical Batch
VK2227-BS	K359640.D	1	04/06/18	SC	n/a	n/a	VK2227

The QC reported here applies to the following samples: **Method:** SW846 8260C

TD18891-3

CAS No.	Compound	Spike ug/l	BSP ug/l	BSP %	Limits
156-60-5	trans-1,2-Dichloroethylene	25	23.6	94	68-124
10061-02-6	trans-1,3-Dichloropropene	25	26.4	106	72-127
100-41-4	Ethylbenzene	25	24.0	96	71-117
110-54-3	Hexane	25	32.8	131	44-179
591-78-6	2-Hexanone	125	119	95	49-124
87-68-3	Hexachlorobutadiene	25	26.9	108	62-143
98-82-8	Isopropylbenzene	25	26.1	104	74-141
99-87-6	p-Isopropyltoluene	25	26.6	106	72-126
108-10-1	4-Methyl-2-pentanone	125	109	87	54-122
74-83-9	Methyl bromide	25	29.8	119	53-138
74-87-3	Methyl chloride	25	26.2	105	50-145
108-87-2	Methylcyclohexane	25	29.0	116	54-162
74-88-4	Methyl iodide	25	26.7	107	66-131
74-95-3	Methylene bromide	25	22.5	90	71-117
75-09-2	Methylene chloride	25	27.8	111	60-125
78-93-3	Methyl ethyl ketone	125	119	95	51-129
1634-04-4	Methyl Tert Butyl Ether	25	23.6	94	65-119
91-20-3	Naphthalene	25	24.4	98	43-139
103-65-1	n-Propylbenzene	25	24.9	100	72-123
100-42-5	Styrene	25	24.5	98	74-119
630-20-6	1,1,1,2-Tetrachloroethane	25	26.2	105	74-119
71-55-6	1,1,1-Trichloroethane	25	26.1	104	72-129
79-34-5	1,1,2,2-Tetrachloroethane	25	24.1	96	62-121
79-00-5	1,1,2-Trichloroethane	25	23.3	93	70-119
87-61-6	1,2,3-Trichlorobenzene	25	24.2	97	44-144
96-18-4	1,2,3-Trichloropropane	25	23.4	94	61-124
120-82-1	1,2,4-Trichlorobenzene	25	24.8	99	57-132
95-63-6	1,2,4-Trimethylbenzene	25	24.0	96	70-121
108-67-8	1,3,5-Trimethylbenzene	25	25.4	102	66-119
127-18-4	Tetrachloroethylene	25	25.9	104	72-132
108-88-3	Toluene	25	23.1	92	73-119
79-01-6	Trichloroethylene	25	23.4	94	73-121
75-69-4	Trichlorofluoromethane	25	37.0	148	46-152
75-01-4	Vinyl chloride	25	32.9	132* [a]	54-126
108-05-4	Vinyl Acetate	62.5	57.1	91	22-184
1330-20-7	Xylene (total)	75	71.9	96	74-119

* = Outside of Control Limits.

Blank Spike Summary

Job Number: TD18891
Account: ADEQAZP Arizona Dept. of Environmental Quality
Project: E&E Services, Lakeside, AZ

Sample	File ID	DF	Analyzed	By	Prep Date	Prep Batch	Analytical Batch
VK2227-BS	K359640.D	1	04/06/18	SC	n/a	n/a	VK2227

The QC reported here applies to the following samples: **Method:** SW846 8260C

TD18891-3

CAS No.	Surrogate Recoveries	BSP	Limits
1868-53-7	Dibromofluoromethane	98%	72-122%
17060-07-0	1,2-Dichloroethane-D4	98%	68-124%
2037-26-5	Toluene-D8	99%	80-119%
460-00-4	4-Bromofluorobenzene	100%	72-126%

(a) Outside control limits biased high. Analyte not detected in the associated samples.

* = Outside of Control Limits.

Blank Spike Summary

Job Number: TD18891
Account: ADEQAZP Arizona Dept. of Environmental Quality
Project: E&E Services, Lakeside, AZ

Sample	File ID	DF	Analyzed	By	Prep Date	Prep Batch	Analytical Batch
VE2965-BS	E0066834.D	1	04/10/18	FI	n/a	n/a	VE2965

The QC reported here applies to the following samples: **Method:** SW846 8260C

TD18891-1, TD18891-2

CAS No.	Compound	Spike ug/l	BSP ug/l	BSP %	Limits
67-64-1	Acetone	125	99.1	79	46-129
71-43-2	Benzene	25	21.1	84	68-119
108-86-1	Bromobenzene	25	22.4	90	71-119
74-97-5	Bromochloromethane	25	23.4	94	71-118
75-27-4	Bromodichloromethane	25	23.9	96	72-118
75-25-2	Bromoform	25	22.8	91	54-123
106-99-0	1,3-Butadiene	25	29.4	118	37-172
104-51-8	n-Butylbenzene	25	21.8	87	66-123
135-98-8	sec-Butylbenzene	25	22.3	89	72-123
98-06-6	tert-Butylbenzene	25	21.7	87	70-124
108-90-7	Chlorobenzene	25	22.0	88	74-120
75-00-3	Chloroethane	25	24.8	99	61-132
67-66-3	Chloroform	25	21.9	88	73-122
95-49-8	o-Chlorotoluene	25	21.2	85	71-122
106-43-4	p-Chlorotoluene	25	21.5	86	73-120
75-15-0	Carbon disulfide	25	23.1	92	55-140
56-23-5	Carbon tetrachloride	25	25.8	103	68-133
108-94-1	Cyclohexanone	125	128	102	20-150
110-82-7	Cyclohexane	25	24.0	96	57-160
75-34-3	1,1-Dichloroethane	25	21.8	87	72-121
75-35-4	1,1-Dichloroethylene	25	22.7	91	67-140
563-58-6	1,1-Dichloropropene	25	20.9	84	73-130
96-12-8	1,2-Dibromo-3-chloropropane	25	22.5	90	47-133
106-93-4	1,2-Dibromoethane	25	23.7	95	69-121
107-06-2	1,2-Dichloroethane	25	21.7	87	68-121
78-87-5	1,2-Dichloropropane	25	21.2	85	72-116
142-28-9	1,3-Dichloropropane	25	21.3	85	70-118
594-20-7	2,2-Dichloropropane	25	25.2	101	57-141
124-48-1	Dibromochloromethane	25	26.2	105	68-119
75-71-8	Dichlorodifluoromethane	25	29.2	117	29-182
156-59-2	cis-1,2-Dichloroethylene	25	21.6	86	72-117
10061-01-5	cis-1,3-Dichloropropene	25	22.8	91	71-118
541-73-1	m-Dichlorobenzene	25	22.0	88	73-117
95-50-1	o-Dichlorobenzene	25	21.6	86	71-117
106-46-7	p-Dichlorobenzene	25	21.3	85	71-116
77-73-6	Dicyclopentadiene	25	20.9	84	57-144

* = Outside of Control Limits.

Blank Spike Summary

Job Number: TD18891
Account: ADEQAZP Arizona Dept. of Environmental Quality
Project: E&E Services, Lakeside, AZ

Sample	File ID	DF	Analyzed	By	Prep Date	Prep Batch	Analytical Batch
VE2965-BS	E0066834.D	1	04/10/18	FI	n/a	n/a	VE2965

The QC reported here applies to the following samples: **Method:** SW846 8260C

TD18891-1, TD18891-2

CAS No.	Compound	Spike ug/l	BSP ug/l	BSP %	Limits
156-60-5	trans-1,2-Dichloroethylene	25	21.0	84	68-124
10061-02-6	trans-1,3-Dichloropropene	25	25.1	100	72-127
100-41-4	Ethylbenzene	25	22.3	89	71-117
110-54-3	Hexane	25	26.1	104	44-179
591-78-6	2-Hexanone	125	104	83	49-124
87-68-3	Hexachlorobutadiene	25	24.6	98	62-143
98-82-8	Isopropylbenzene	25	23.5	94	74-141
99-87-6	p-Isopropyltoluene	25	22.7	91	72-126
108-10-1	4-Methyl-2-pentanone	125	106	85	54-122
74-83-9	Methyl bromide	25	26.8	107	53-138
74-87-3	Methyl chloride	25	22.7	91	50-145
108-87-2	Methylcyclohexane	25	26.7	107	54-162
74-88-4	Methyl iodide	25	22.9	92	66-131
74-95-3	Methylene bromide	25	22.3	89	71-117
75-09-2	Methylene chloride	25	18.9	76	60-125
78-93-3	Methyl ethyl ketone	125	102	82	51-129
1634-04-4	Methyl Tert Butyl Ether	25	22.6	90	65-119
91-20-3	Naphthalene	25	24.4	98	43-139
103-65-1	n-Propylbenzene	25	21.6	86	72-123
100-42-5	Styrene	25	23.2	93	74-119
630-20-6	1,1,1,2-Tetrachloroethane	25	24.8	99	74-119
71-55-6	1,1,1-Trichloroethane	25	24.0	96	72-129
79-34-5	1,1,2,2-Tetrachloroethane	25	22.6	90	62-121
79-00-5	1,1,2-Trichloroethane	25	22.5	90	70-119
87-61-6	1,2,3-Trichlorobenzene	25	23.7	95	44-144
96-18-4	1,2,3-Trichloropropane	25	22.0	88	61-124
120-82-1	1,2,4-Trichlorobenzene	25	23.1	92	57-132
95-63-6	1,2,4-Trimethylbenzene	25	21.5	86	70-121
108-67-8	1,3,5-Trimethylbenzene	25	22.5	90	66-119
127-18-4	Tetrachloroethylene	25	24.9	100	72-132
108-88-3	Toluene	25	21.9	88	73-119
79-01-6	Trichloroethylene	25	22.6	90	73-121
75-69-4	Trichlorofluoromethane	25	31.5	126	46-152
75-01-4	Vinyl chloride	25	22.8	91	54-126
108-05-4	Vinyl Acetate	62.5	51.1	82	22-184
1330-20-7	Xylene (total)	75	67.7	90	74-119

* = Outside of Control Limits.

Blank Spike Summary

Job Number: TD18891
Account: ADEQAZP Arizona Dept. of Environmental Quality
Project: E&E Services, Lakeside, AZ

Sample	File ID	DF	Analyzed	By	Prep Date	Prep Batch	Analytical Batch
VE2965-BS	E0066834.D	1	04/10/18	FI	n/a	n/a	VE2965

The QC reported here applies to the following samples: **Method:** SW846 8260C

TD18891-1, TD18891-2

CAS No.	Surrogate Recoveries	BSP	Limits
1868-53-7	Dibromofluoromethane	97%	72-122%
17060-07-0	1,2-Dichloroethane-D4	96%	68-124%
2037-26-5	Toluene-D8	99%	80-119%
460-00-4	4-Bromofluorobenzene	94%	72-126%

* = Outside of Control Limits.

Blank Spike/Blank Spike Duplicate Summary

Job Number: TD18891
Account: ADEQAZP Arizona Dept. of Environmental Quality
Project: E&E Services, Lakeside, AZ

Sample	File ID	DF	Analyzed	By	Prep Date	Prep Batch	Analytical Batch
VM2695-BS	M0068971.D	1	04/05/18	SC	n/a	n/a	VM2695
VM2695-BSD [a]	M0068972.D	1	04/05/18	SC	n/a	n/a	VM2695

The QC reported here applies to the following samples: **Method:** SW846 8260C BY SIM

TD18891-3A

CAS No.	Compound	Spike ug/l	BSP ug/l	BSP %	BSD ug/l	BSD %	RPD	Limits Rec/RPD
106-93-4	1,2-Dibromoethane	0.5	0.51	102	0.53	106	4	69-121/30

CAS No.	Surrogate Recoveries	BSP	BSD	Limits
1868-53-7	Dibromofluoromethane	100%	110%	72-122%
17060-07-0	1,2-Dichloroethane-D4	108%	112%	68-124%
2037-26-5	Toluene-D8	101%	97%	80-119%
460-00-4	4-Bromofluorobenzene	109%	94%	72-126%

(a) AZ:Q9

* = Outside of Control Limits.

Matrix Spike/Matrix Spike Duplicate Summary

Job Number: TD18891
Account: ADEQAZP Arizona Dept. of Environmental Quality
Project: E&E Services, Lakeside, AZ

Sample	File ID	DF	Analyzed	By	Prep Date	Prep Batch	Analytical Batch
TD18832-2AMS	M0068963.D	1	04/03/18	SC	n/a	n/a	VM2694
TD18832-2AMSD	M0068964.D	1	04/03/18	SC	n/a	n/a	VM2694
TD18832-2A	M0068962.D	1	04/03/18	SC	n/a	n/a	VM2694

The QC reported here applies to the following samples: **Method:** SW846 8260C BY SIM

TD18891-1A, TD18891-2A

CAS No.	Compound	TD18832-2A ug/l	Q	Spike ug/l	MS ug/l	MS %	Spike ug/l	MSD ug/l	MSD %	RPD	Limits Rec/RPD
106-93-4	1,2-Dibromoethane	0.050	U	0.5	0.51	102	0.5	0.53	106	4	69-121/13

CAS No.	Surrogate Recoveries	MS	MSD	TD18832-2A	Limits
1868-53-7	Dibromofluoromethane	112%	114%	112%	72-122%
17060-07-0	1,2-Dichloroethane-D4	113%	114%	113%	68-124%
2037-26-5	Toluene-D8	105%	99%	100%	80-119%
460-00-4	4-Bromofluorobenzene	112%	96%	97%	72-126%

* = Outside of Control Limits.

Matrix Spike/Matrix Spike Duplicate Summary

Job Number: TD18891
Account: ADEQAZP Arizona Dept. of Environmental Quality
Project: E&E Services, Lakeside, AZ

Sample	File ID	DF	Analyzed	By	Prep Date	Prep Batch	Analytical Batch
TD19061-1MS	K359648.D	100	04/06/18	SC	n/a	n/a	VK2227
TD19061-1MSD	K359649.D	100	04/06/18	SC	n/a	n/a	VK2227
TD19061-1 [a]	K359645.D	100	04/06/18	SC	n/a	n/a	VK2227

The QC reported here applies to the following samples: **Method:** SW846 8260C

TD18891-3

CAS No.	Compound	TD19061-1 ug/l	Q	Spike ug/l	MS ug/l	MS %	Spike ug/l	MSD ug/l	MSD %	RPD	Limits Rec/RPD
67-64-1	Acetone	ND		12500	13300	106	12500	13200	106	1	46-129/25
71-43-2	Benzene	ND		2500	2470	99	2500	2490	100	1	68-119/12
108-86-1	Bromobenzene	ND		2500	2490	100	2500	2530	101	2	71-119/12
74-97-5	Bromochloromethane	ND		2500	2180	87	2500	2460	98	12	71-118/13
75-27-4	Bromodichloromethane	ND		2500	2560	102	2500	2560	102	0	72-118/16
75-25-2	Bromoform	ND		2500	2080	83	2500	2130	85	2	54-123/17
106-99-0	1,3-Butadiene	ND		2500	4060	162	2500	4160	166	2	37-172/26
104-51-8	n-Butylbenzene	ND		2500	2610	104	2500	2730	109	4	66-123/14
135-98-8	sec-Butylbenzene	ND		2500	2630	105	2500	2790	112	6	72-123/13
98-06-6	tert-Butylbenzene	ND		2500	2530	101	2500	2580	103	2	70-124/15
108-90-7	Chlorobenzene	ND		2500	2410	96	2500	2450	98	2	74-120/12
75-00-3	Chloroethane	ND		2500	3270	131	2500	3130	125	4	61-132/16
67-66-3	Chloroform	180		2500	2350	87	2500	2630	98	11	73-122/13
95-49-8	o-Chlorotoluene	ND		2500	2480	99	2500	2550	102	3	71-122/12
106-43-4	p-Chlorotoluene	ND		2500	2480	99	2500	2600	104	5	73-120/12
75-15-0	Carbon disulfide	ND		2500	2760	110	2500	3010	120	9	55-140/24
56-23-5	Carbon tetrachloride	ND		2500	2740	110	2500	2770	111	1	68-133/20
108-94-1	Cyclohexanone	ND		12500	13500	108	12500	13300	106	1	20-150/41
110-82-7	Cyclohexane	1040		2500	3420	95	2500	3860	113	12	57-160/20
75-34-3	1,1-Dichloroethane	ND		2500	2260	90	2500	3110	124*	32*	72-121/14
75-35-4	1,1-Dichloroethylene	ND		2500	2930	117	2500	3040	122	4	67-140/18
563-58-6	1,1-Dichloropropene	ND		2500	2530	101	2500	2570	103	2	73-130/15
96-12-8	1,2-Dibromo-3-chloropropane	ND		2500	2220	89	2500	2190	88	1	47-133/23
106-93-4	1,2-Dibromoethane	ND		2500	2450	98	2500	2430	97	1	69-121/13
107-06-2	1,2-Dichloroethane	ND		2500	2360	94	2500	2340	94	1	68-121/12
78-87-5	1,2-Dichloropropane	ND		2500	2430	97	2500	2390	96	2	72-116/12
142-28-9	1,3-Dichloropropane	ND		2500	2270	91	2500	2270	91	0	70-118/12
594-20-7	2,2-Dichloropropane	ND		2500	2730	109	2500	2910	116	6	57-141/16
124-48-1	Dibromochloromethane	ND		2500	2310	92	2500	2320	93	0	68-119/15
75-71-8	Dichlorodifluoromethane	ND		2500	3650	146	2500	3440	138	6	29-182/23
156-59-2	cis-1,2-Dichloroethylene	ND		2500	2130	85	2500	2440	98	14*	72-117/13
10061-01-5	cis-1,3-Dichloropropene	ND		2500	2490	100	2500	2500	100	0	71-118/18
541-73-1	m-Dichlorobenzene	ND		2500	2490	100	2500	2620	105	5	73-117/12
95-50-1	o-Dichlorobenzene	ND		2500	2370	95	2500	2410	96	2	71-117/11
106-46-7	p-Dichlorobenzene	ND		2500	2360	94	2500	2430	97	3	71-116/11
77-73-6	Dicyclopentadiene	ND		2500	2630	105	2500	2720	109	3	57-144/24

* = Outside of Control Limits.

Matrix Spike/Matrix Spike Duplicate Summary

Job Number: TD18891
Account: ADEQAZP Arizona Dept. of Environmental Quality
Project: E&E Services, Lakeside, AZ

Sample	File ID	DF	Analyzed	By	Prep Date	Prep Batch	Analytical Batch
TD19061-1MS	K359648.D	100	04/06/18	SC	n/a	n/a	VK2227
TD19061-1MSD	K359649.D	100	04/06/18	SC	n/a	n/a	VK2227
TD19061-1 [a]	K359645.D	100	04/06/18	SC	n/a	n/a	VK2227

The QC reported here applies to the following samples: **Method:** SW846 8260C

TD18891-3

CAS No.	Compound	TD19061-1 ug/l	Q	Spike ug/l	MS ug/l	MS %	Spike ug/l	MSD ug/l	MSD %	RPD	Limits Rec/RPD
156-60-5	trans-1,2-Dichloroethylene	ND		2500	2150	86	2500	3020	121	34*	68-124/15
10061-02-6	trans-1,3-Dichloropropene	ND		2500	2720	109	2500	2740	110	1	72-127/17
100-41-4	Ethylbenzene	ND		2500	2470	99	2500	2570	103	4	71-117/12
110-54-3	Hexane	ND		2500	2580	103	2500	4020	161	44*	44-179/22
591-78-6	2-Hexanone	ND		12500	10700	86	12500	10600	85	1	49-124/21
87-68-3	Hexachlorobutadiene	ND		2500	2520	101	2500	2570	103	2	62-143/18
98-82-8	Isopropylbenzene	ND		2500	2720	109	2500	2760	110	1	74-141/13
99-87-6	p-Isopropyltoluene	ND		2500	2660	106	2500	2850	114	7	72-126/13
108-10-1	4-Methyl-2-pentanone	ND		12500	10100	81	12500	9890	79	2	54-122/20
74-83-9	Methyl bromide	ND		2500	3040	122	2500	2920	117	4	53-138/16
74-87-3	Methyl chloride	ND		2500	2700	108	2500	2560	102	5	50-145/17
108-87-2	Methylcyclohexane	ND		2500	2770	111	2500	2920	117	5	54-162/20
74-88-4	Methyl iodide	ND		2500	2610	104	2500	2700	108	3	66-131/16
74-95-3	Methylene bromide	ND		2500	2370	95	2500	2340	94	1	71-117/12
75-09-2	Methylene chloride	ND		2500	2060	82	2500	3040	122	38*	60-125/16
78-93-3	Methyl ethyl ketone	ND		12500	8550	68	12500	9080	73	6	51-129/22
1634-04-4	Methyl Tert Butyl Ether	ND		2500	2170	87	2500	2900	116	29*	65-119/13
91-20-3	Naphthalene	ND		2500	2540	102	2500	2470	99	3	43-139/28
103-65-1	n-Propylbenzene	ND		2500	2520	101	2500	2610	104	4	72-123/13
100-42-5	Styrene	ND		2500	2550	102	2500	2610	104	2	74-119/19
630-20-6	1,1,1,2-Tetrachloroethane	ND		2500	2730	109	2500	2710	108	1	74-119/14
71-55-6	1,1,1-Trichloroethane	ND		2500	2620	105	2500	2700	108	3	72-129/14
79-34-5	1,1,2,2-Tetrachloroethane	ND		2500	2490	100	2500	2450	98	2	62-121/17
79-00-5	1,1,2-Trichloroethane	ND		2500	2430	97	2500	2430	97	0	70-119/13
87-61-6	1,2,3-Trichlorobenzene	ND		2500	2450	98	2500	2440	98	0	44-144/27
96-18-4	1,2,3-Trichloropropane	ND		2500	2300	92	2500	2290	92	0	61-124/16
120-82-1	1,2,4-Trichlorobenzene	ND		2500	2430	97	2500	2450	98	1	57-132/18
95-63-6	1,2,4-Trimethylbenzene	ND		2500	2490	100	2500	2580	103	4	70-121/15
108-67-8	1,3,5-Trimethylbenzene	ND		2500	2590	104	2500	2680	107	3	66-119/15
127-18-4	Tetrachloroethylene	ND		2500	2620	105	2500	2720	109	4	72-132/14
108-88-3	Toluene	ND		2500	2400	96	2500	2470	99	3	73-119/13
79-01-6	Trichloroethylene	ND		2500	2450	98	2500	2440	98	0	73-121/13
75-69-4	Trichlorofluoromethane	ND		2500	3660	146	2500	3530	141	4	46-152/25
75-01-4	Vinyl chloride	ND		2500	3290	132*	2500	3170	127*	4	54-126/17
108-05-4	Vinyl Acetate	2620		6250	7450	77	6250	10200	121	31*	22-184/15
1330-20-7	Xylene (total)	ND		7500	7440	99	7500	7710	103	4	74-119/13

* = Outside of Control Limits.

Matrix Spike/Matrix Spike Duplicate Summary

Job Number: TD18891
Account: ADEQAZP Arizona Dept. of Environmental Quality
Project: E&E Services, Lakeside, AZ

Sample	File ID	DF	Analyzed	By	Prep Date	Prep Batch	Analytical Batch
TD19061-1MS	K359648.D	100	04/06/18	SC	n/a	n/a	VK2227
TD19061-1MSD	K359649.D	100	04/06/18	SC	n/a	n/a	VK2227
TD19061-1 [a]	K359645.D	100	04/06/18	SC	n/a	n/a	VK2227

The QC reported here applies to the following samples: **Method:** SW846 8260C

TD18891-3

CAS No.	Surrogate Recoveries	MS	MSD	TD19061-1	Limits
1868-53-7	Dibromofluoromethane	97%	99%	98%	72-122%
17060-07-0	1,2-Dichloroethane-D4	100%	98%	107%	68-124%
2037-26-5	Toluene-D8	98%	100%	98%	80-119%
460-00-4	4-Bromofluorobenzene	101%	101%	101%	72-126%

(a) Sample vial contains headspace. Results may be biased low.

* = Outside of Control Limits.

Matrix Spike/Matrix Spike Duplicate Summary

Job Number: TD18891
Account: ADEQAZP Arizona Dept. of Environmental Quality
Project: E&E Services, Lakeside, AZ

Sample	File ID	DF	Analyzed	By	Prep Date	Prep Batch	Analytical Batch
TD19189-5MS	E0066841.D	1	04/10/18	FI	n/a	n/a	VE2965
TD19189-5MSD	E0066842.D	1	04/10/18	FI	n/a	n/a	VE2965
TD19189-5	E0066840.D	1	04/10/18	FI	n/a	n/a	VE2965
TD19189-5	E0066844.D	10	04/10/18	FI	n/a	n/a	VE2965

The QC reported here applies to the following samples: **Method:** SW846 8260C

TD18891-1, TD18891-2

CAS No.	Compound	TD19189-5 ug/l	Q	Spike ug/l	MS ug/l	MS %	Spike ug/l	MSD ug/l	MSD %	RPD	Limits Rec/RPD
67-64-1	Acetone	50	U	125	98.7	79	125	97.8	78	1	46-129/25
71-43-2	Benzene	1.3		25	22.0	83	25	22.6	85	3	68-119/12
108-86-1	Bromobenzene	1.0	U	25	22.4	90	25	22.4	90	0	71-119/12
74-97-5	Bromochloromethane	1.0	U	25	23.2	93	25	23.2	93	0	71-118/13
75-27-4	Bromodichloromethane	1.0	U	25	23.8	95	25	24.2	97	2	72-118/16
75-25-2	Bromoform	1.0	U	25	21.7	87	25	22.0	88	1	54-123/17
106-99-0	1,3-Butadiene	1.0	U	25	29.3	117	25	30.3	121	3	37-172/26
104-51-8	n-Butylbenzene	1.0	U	25	21.0	84	25	21.3	85	1	66-123/14
135-98-8	sec-Butylbenzene	1.0	U	25	21.9	88	25	22.4	90	2	72-123/13
98-06-6	tert-Butylbenzene	1.0	U	25	21.1	84	25	21.6	86	2	70-124/15
108-90-7	Chlorobenzene	1.0	U	25	22.0	88	25	22.4	90	2	74-120/12
75-00-3	Chloroethane	1.0	U	25	25.0	100	25	25.1	100	0	61-132/16
67-66-3	Chloroform	1.0	U	25	21.8	87	25	22.1	88	1	73-122/13
95-49-8	o-Chlorotoluene	1.0	U	25	20.8	83	25	21.1	84	1	71-122/12
106-43-4	p-Chlorotoluene	1.0	U	25	21.3	85	25	21.6	86	1	73-120/12
75-15-0	Carbon disulfide	5.0	U	25	21.3	85	25	22.6	90	6	55-140/24
56-23-5	Carbon tetrachloride	1.0	U	25	24.8	99	25	26.2	105	5	68-133/20
108-94-1	Cyclohexanone	20	U	125	119	95	125	122	98	2	20-150/41
110-82-7	Cyclohexane	5.0	U	25	23.3	93	25	24.2	97	4	57-160/20
75-34-3	1,1-Dichloroethane	72.1		25	94.5	90	25	96.9	99	3	72-121/14
75-35-4	1,1-Dichloroethylene	735 [b]		25	965	920* [a]	25	992	1028* [a]	3	67-140/18
563-58-6	1,1-Dichloropropene	1.0	U	25	20.6	82	25	21.4	86	4	73-130/15
96-12-8	1,2-Dibromo-3-chloropropane	2.0	U	25	21.7	87	25	21.9	88	1	47-133/23
106-93-4	1,2-Dibromoethane	1.0	U	25	23.6	94	25	23.6	94	0	69-121/13
107-06-2	1,2-Dichloroethane	3.4		25	25.0	86	25	25.4	88	2	68-121/12
78-87-5	1,2-Dichloropropane	1.9		25	22.8	84	25	23.2	85	2	72-116/12
142-28-9	1,3-Dichloropropane	1.0	U	25	21.1	84	25	21.1	84	0	70-118/12
594-20-7	2,2-Dichloropropane	1.0	U	25	23.9	96	25	25.1	100	5	57-141/16
124-48-1	Dibromochloromethane	1.0	U	25	25.3	101	25	25.7	103	2	68-119/15
75-71-8	Dichlorodifluoromethane	2.0	U	25	28.7	115	25	28.9	116	1	29-182/23
156-59-2	cis-1,2-Dichloroethylene	618 [b]		25	715	388* [a]	25	729	444* [a]	2	72-117/13
10061-01-5	cis-1,3-Dichloropropene	1.0	U	25	21.7	87	25	22.1	88	2	71-118/18
541-73-1	m-Dichlorobenzene	1.0	U	25	22.0	88	25	22.3	89	1	73-117/12
95-50-1	o-Dichlorobenzene	1.0	U	25	21.5	86	25	21.7	87	1	71-117/11
106-46-7	p-Dichlorobenzene	1.0	U	25	21.3	85	25	21.6	86	1	71-116/11
77-73-6	Dicyclopentadiene	1.0	U	25	20.4	82	25	20.8	83	2	57-144/24

* = Outside of Control Limits.

Matrix Spike/Matrix Spike Duplicate Summary

Job Number: TD18891
Account: ADEQAZP Arizona Dept. of Environmental Quality
Project: E&E Services, Lakeside, AZ

Sample	File ID	DF	Analyzed	By	Prep Date	Prep Batch	Analytical Batch
TD19189-5MS	E0066841.D	1	04/10/18	FI	n/a	n/a	VE2965
TD19189-5MSD	E0066842.D	1	04/10/18	FI	n/a	n/a	VE2965
TD19189-5	E0066840.D	1	04/10/18	FI	n/a	n/a	VE2965
TD19189-5	E0066844.D	10	04/10/18	FI	n/a	n/a	VE2965

The QC reported here applies to the following samples: **Method:** SW846 8260C

TD18891-1, TD18891-2

CAS No.	Compound	TD19189-5 ug/l	Q	Spike ug/l	MS ug/l	MS %	Spike ug/l	MSD ug/l	MSD %	RPD	Limits Rec/RPD
156-60-5	trans-1,2-Dichloroethylene	3.6		25	24.4	83	25	25.0	86	2	68-124/15
10061-02-6	trans-1,3-Dichloropropene	1.0	U	25	23.8	95	25	24.1	96	1	72-127/17
100-41-4	Ethylbenzene	1.0	U	25	21.9	88	25	22.4	90	2	71-117/12
110-54-3	Hexane	2.0	U	25	25.0	100	25	26.0	104	4	44-179/22
591-78-6	2-Hexanone	10	U	125	107	86	125	107	86	0	49-124/21
87-68-3	Hexachlorobutadiene	1.0	U	25	22.9	92	25	23.6	94	3	62-143/18
98-82-8	Isopropylbenzene	1.0	U	25	23.2	93	25	23.6	94	2	74-141/13
99-87-6	p-Isopropyltoluene	1.0	U	25	22.1	88	25	22.5	90	2	72-126/13
108-10-1	4-Methyl-2-pentanone	10	U	125	109	87	125	108	86	1	54-122/20
74-83-9	Methyl bromide	1.0	U	25	25.1	100	25	26.0	104	4	53-138/16
74-87-3	Methyl chloride	1.0	U	25	21.2	85	25	22.0	88	4	50-145/17
108-87-2	Methylcyclohexane	1.0	U	25	25.5	102	25	26.8	107	5	54-162/20
74-88-4	Methyl iodide	1.0	U	25	22.4	90	25	23.0	92	3	66-131/16
74-95-3	Methylene bromide	1.0	U	25	22.4	90	25	22.6	90	1	71-117/12
75-09-2	Methylene chloride	5.0	U	25	20.9	84	25	21.1	84	1	60-125/16
78-93-3	Methyl ethyl ketone	20.1		125	124	83	125	126	85	2	51-129/22
1634-04-4	Methyl Tert Butyl Ether	1.0	U	25	22.0	88	25	22.1	88	0	65-119/13
91-20-3	Naphthalene	5.0	U	25	21.1	84	25	22.8	91	8	43-139/28
103-65-1	n-Propylbenzene	1.0	U	25	21.1	84	25	21.7	87	3	72-123/13
100-42-5	Styrene	1.0	U	25	22.2	89	25	22.8	91	3	74-119/19
630-20-6	1,1,1,2-Tetrachloroethane	1.0	U	25	24.6	98	25	25.3	101	3	74-119/14
71-55-6	1,1,1-Trichloroethane	1.0	U	25	23.6	94	25	24.5	98	4	72-129/14
79-34-5	1,1,2,2-Tetrachloroethane	1.0	U	25	22.6	90	25	22.4	90	1	62-121/17
79-00-5	1,1,2-Trichloroethane	4.4		25	27.2	91	25	27.4	92	1	70-119/13
87-61-6	1,2,3-Trichlorobenzene	1.0	U	25	20.6	82	25	22.1	88	7	44-144/27
96-18-4	1,2,3-Trichloropropane	1.3		25	24.1	91	25	23.5	89	3	61-124/16
120-82-1	1,2,4-Trichlorobenzene	1.0	U	25	21.5	86	25	22.2	89	3	57-132/18
95-63-6	1,2,4-Trimethylbenzene	1.0	U	25	21.0	84	25	21.2	85	1	70-121/15
108-67-8	1,3,5-Trimethylbenzene	1.0	U	25	22.0	88	25	22.3	89	1	66-119/15
127-18-4	Tetrachloroethylene	1.0	U	25	24.3	97	25	25.4	102	4	72-132/14
108-88-3	Toluene	1.0	U	25	21.7	87	25	22.2	89	2	73-119/13
79-01-6	Trichloroethylene	110		25	132	88	25	137	108	4	73-121/13
75-69-4	Trichlorofluoromethane	1.0	U	25	30.4	122	25	30.8	123	1	46-152/25
75-01-4	Vinyl chloride	31.4		25	53.8	90	25	55.3	96	3	54-126/17
108-05-4	Vinyl Acetate	5.0	U	62.5	49.2	79	62.5	48.9	78	1	22-184/15
1330-20-7	Xylene (total)	3.0	U	75	66.3	88	75	68.1	91	3	74-119/13

* = Outside of Control Limits.

Matrix Spike/Matrix Spike Duplicate Summary

Job Number: TD18891
Account: ADEQAZP Arizona Dept. of Environmental Quality
Project: E&E Services, Lakeside, AZ

Sample	File ID	DF	Analyzed	By	Prep Date	Prep Batch	Analytical Batch
TD19189-5MS	E0066841.D	1	04/10/18	FI	n/a	n/a	VE2965
TD19189-5MSD	E0066842.D	1	04/10/18	FI	n/a	n/a	VE2965
TD19189-5	E0066840.D	1	04/10/18	FI	n/a	n/a	VE2965
TD19189-5	E0066844.D	10	04/10/18	FI	n/a	n/a	VE2965

The QC reported here applies to the following samples: **Method:** SW846 8260C

TD18891-1, TD18891-2

CAS No.	Surrogate Recoveries	MS	MSD	TD19189-5	TD19189-5	Limits
1868-53-7	Dibromofluoromethane	97%	97%	95%	94%	72-122%
17060-07-0	1,2-Dichloroethane-D4	97%	96%	98%	97%	68-124%
2037-26-5	Toluene-D8	99%	99%	99%	99%	80-119%
460-00-4	4-Bromofluorobenzene	97%	96%	93%	93%	72-126%

(a) Outside control limits due to high level in sample relative to spike amount.
(b) Result is from Run #2.

* = Outside of Control Limits.

MS Semi-volatiles

QC Data Summaries

Includes the following where applicable:

- Method Blank Summaries
- Blank Spike Summaries
- Matrix Spike and Duplicate Summaries

Method Blank Summary

Job Number: TD18891
Account: ADEQAZP Arizona Dept. of Environmental Quality
Project: E&E Services, Lakeside, AZ

Sample	File ID	DF	Analyzed	By	Prep Date	Prep Batch	Analytical Batch
OP45859-MB	V32977.D	1	04/04/18	GJ	04/01/18	OP45859	EV1822

The QC reported here applies to the following samples: **Method:** SW846 8270D BY SIM

TD18891-1, TD18891-2, TD18891-3

CAS No.	Compound	Result	RL	MDL	Units	Q
83-32-9	Acenaphthene	ND	0.10	0.050	ug/l	
208-96-8	Acenaphthylene	ND	0.10	0.050	ug/l	
120-12-7	Anthracene	ND	0.10	0.050	ug/l	
56-55-3	Benzo(a)anthracene	ND	0.10	0.050	ug/l	
50-32-8	Benzo(a)pyrene	ND	0.10	0.050	ug/l	
205-99-2	Benzo(b)fluoranthene	ND	0.10	0.050	ug/l	
191-24-2	Benzo(g,h,i)perylene	ND	0.10	0.050	ug/l	
207-08-9	Benzo(k)fluoranthene	ND	0.10	0.050	ug/l	
218-01-9	Chrysene	ND	0.10	0.050	ug/l	
53-70-3	Dibenzo(a,h)anthracene	ND	0.10	0.050	ug/l	
206-44-0	Fluoranthene	ND	0.10	0.050	ug/l	
86-73-7	Fluorene	ND	0.10	0.050	ug/l	
193-39-5	Indeno(1,2,3-cd)pyrene	ND	0.10	0.050	ug/l	
91-57-6	2-Methylnaphthalene	ND	0.10	0.050	ug/l	
91-20-3	Naphthalene	ND	0.10	0.050	ug/l	
85-01-8	Phenanthrene	ND	0.10	0.050	ug/l	
129-00-0	Pyrene	ND	0.10	0.050	ug/l	

CAS No.	Surrogate Recoveries		Limits
4165-60-0	Nitrobenzene-d5	79%	17-131%
321-60-8	2-Fluorobiphenyl	74%	11-122%
1718-51-0	Terphenyl-d14	91%	21-144%

Blank Spike Summary

Job Number: TD18891
Account: ADEQAZP Arizona Dept. of Environmental Quality
Project: E&E Services, Lakeside, AZ

Sample	File ID	DF	Analyzed	By	Prep Date	Prep Batch	Analytical Batch
OP45859-BS	V32980.D	1	04/04/18	GJ	04/01/18	OP45859	EV1822

The QC reported here applies to the following samples: **Method:** SW846 8270D BY SIM

TD18891-1, TD18891-2, TD18891-3

CAS No.	Compound	Spike ug/l	BSP ug/l	BSP %	Limits
83-32-9	Acenaphthene	5	4.1	82	19-119
208-96-8	Acenaphthylene	5	4.1	82	25-123
120-12-7	Anthracene	5	4.1	82	33-126
56-55-3	Benzo(a)anthracene	5	4.3	86	38-126
50-32-8	Benzo(a)pyrene	5	4.4	88	38-123
205-99-2	Benzo(b)fluoranthene	5	4.4	88	43-132
191-24-2	Benzo(g,h,i)perylene	5	4.4	88	43-131
207-08-9	Benzo(k)fluoranthene	5	4.6	92	45-132
218-01-9	Chrysene	5	4.4	88	34-129
53-70-3	Dibenzo(a,h)anthracene	5	4.6	92	42-132
206-44-0	Fluoranthene	5	4.2	84	39-129
86-73-7	Fluorene	5	4.1	82	26-123
193-39-5	Indeno(1,2,3-cd)pyrene	5	4.6	92	38-132
91-57-6	2-Methylnaphthalene	5	3.7	74	19-110
91-20-3	Naphthalene	5	3.6	72	19-115
85-01-8	Phenanthrene	5	4.1	82	32-121
129-00-0	Pyrene	5	4.5	90	33-131

CAS No.	Surrogate Recoveries	BSP	Limits
4165-60-0	Nitrobenzene-d5	72%	17-131%
321-60-8	2-Fluorobiphenyl	69%	11-122%
1718-51-0	Terphenyl-d14	86%	21-144%

* = Outside of Control Limits.

Matrix Spike/Matrix Spike Duplicate Summary

Job Number: TD18891
Account: ADEQAZP Arizona Dept. of Environmental Quality
Project: E&E Services, Lakeside, AZ

Sample	File ID	DF	Analyzed	By	Prep Date	Prep Batch	Analytical Batch
OP45859-MS	V32986.D	1	04/04/18	GJ	04/01/18	OP45859	EV1822
OP45859-MSD	V32987.D	1	04/04/18	GJ	04/01/18	OP45859	EV1822
TD18834-3	V32985.D	1	04/04/18	GJ	04/01/18	OP45859	EV1822

The QC reported here applies to the following samples: **Method:** SW846 8270D BY SIM

TD18891-1, TD18891-2, TD18891-3

7.3.1

7

CAS No.	Compound	TD18834-3 ug/l	Q	Spike ug/l	MS ug/l	MS %	Spike ug/l	MSD ug/l	MSD %	RPD	Limits Rec/RPD
83-32-9	Acenaphthene	0.10	U	5.05	2.0	40	5	2.6	52	26	19-119/38
208-96-8	Acenaphthylene	0.10	U	5.05	2.2	44	5	2.7	54	20	25-123/40
120-12-7	Anthracene	0.10	U	5.05	1.8	36	5	2.4	48	29	33-126/30
56-55-3	Benzo(a)anthracene	0.10	U	5.05	1.8	36* [a]	5	2.3	46	24	38-126/32
50-32-8	Benzo(a)pyrene	0.10	U	5.05	1.7	34* [a]	5	2.3	46	30	38-123/33
205-99-2	Benzo(b)fluoranthene	0.10	U	5.05	1.8	36* [a]	5	2.4	48	29	43-132/34
191-24-2	Benzo(g,h,i)perylene	0.10	U	5.05	1.7	34* [a]	5	2.4	48	34* [b]	43-131/32
207-08-9	Benzo(k)fluoranthene	0.10	U	5.05	1.8	36* [a]	5	2.4	48	29* [b]	45-132/27
218-01-9	Chrysene	0.10	U	5.05	1.8	36	5	2.3	46	24	34-129/28
53-70-3	Dibenzo(a,h)anthracene	0.10	U	5.05	1.8	36* [a]	5	2.5	50	33* [b]	42-132/29
206-44-0	Fluoranthene	0.10	U	5.05	1.9	38* [a]	5	2.4	48	23	39-129/27
86-73-7	Fluorene	0.10	U	5.05	1.9	38	5	2.4	48	23	26-123/39
193-39-5	Indeno(1,2,3-cd)pyrene	0.10	U	5.05	1.8	36* [a]	5	2.4	48	29	38-132/32
91-57-6	2-Methylnaphthalene	0.10	U	5.05	2.1	42	5	2.5	50	17	19-110/37
91-20-3	Naphthalene	0.10	U	5.05	2.2	44	5	2.7	54	20	19-115/39
85-01-8	Phenanthrene	0.10	U	5.05	1.9	38	5	2.5	50	27	32-121/30
129-00-0	Pyrene	0.10	U	5.05	2.0	40	5	2.6	52	26	33-131/32

CAS No.	Surrogate Recoveries	MS	MSD	TD18834-3	Limits
4165-60-0	Nitrobenzene-d5	44%	52%	42%	17-131%
321-60-8	2-Fluorobiphenyl	39%	48%	35%	11-122%
1718-51-0	Terphenyl-d14	58%	65%	57%	21-144%

(a) Outside control limits. BS met criteria.
(b) Analytical precision exceeds laboratory control limits.

* = Outside of Control Limits.

Misc. Forms

Custody Documents and Other Forms

(SGS Orlando, FL)

Includes the following where applicable:

- Chain of Custody

CHAIN OF CUSTODY

SGS

10165 Harwin Drive, Houston, TX 77036
TEL. 713-271-4700 FAX: 713-271-4770
www.sgs.com

FED-EX Tracking #	Bottle Order Control #
SGS Quote #	SGS Job # TD18891

Client / Reporting Information

Company Name: SGS North America Inc.
Street Address: 10165 Harwin Drive
City: Houston State: TX Zip: 77036
Project Contact: anita.patel@sgs.com E-mail:
Phone #: 713-271-4700 Fax #:
Sampler(s) Name(s): Phone:

Project Information

Project Name: E&E Services, Lakeside, AZ
Street:
City: State:
Project #:
Client Purchase Order #:
Project Manager:

Billing Information (if different from Report to)
Company Name:
Street Address:
City: State: Zip:
Attention:

Requested Analysis (see TEST CODE sheet): B8015AZERO, V8015AZGRO

Matrix Codes: DW - Drinking Water; GW - Ground Water; WW - Water; SW - Surface Water; SO - Soil; SL- Sludge; SED-Sediment; OI - Oil; LIQ - Other Liquid; AIR - Air; SOL - Other Solid; WP - Wipe; FB-Field Blank; EB-Equipment Blank; RB- Rinse Blank; TB-Trip Blank

SGS Sample #	Field ID / Point of Collection	MEOH/DI Vial #	Collection Date	Collection Time	Sampled by	Matrix	# of bottles	HCl	NaOH	HNO3	H2SO4	NONE	DI Water	MEOH	ENCORE	B8015AZERO	V8015AZGRO	LAB USE ONLY
1	E&G WELL- SURFACE		3/27/18	11:45:00 AM		AQ	5	3				2				X	X	
2	E&G WELL- 135		3/27/18	1:15:00 PM		AQ	5	3				2				X	X	
3	E&G WELL- 160		3/27/18	2:05:00 PM		AQ	5	3				2				X	X	

Turnaround Time (Business days)

- [ ] Std. 10 Business Days
- [ ] 5 Day RUSH
- [ ] 3 Day EMERGENCY
- [ ] 2 Day EMERGENCY
- [ ] 1 Day EMERGENCY
- [X] other Due 4/5/2018

Approved By (SGS PM): / Date:

Emergency & Rush T/A data available VIA Lablink

Data Deliverable Information

- [ ] Commercial "A" (Level 1)
- [ ] Commercial "B" (Level 2)
- [ ] FULLT1 (Level 3+4)
- [ ] NJ Reduced
- [ ] Commercial "C"
- [ ] NYASP Category A
- [ ] NYASP Category B
- [ ] State Forms
- [ ] EDD Format
- [X] Other COMMBN

Commercial "A" = Results Only
Commercial "B" = Results + QC Summary
NJ Reduced = Results + QC Summary + Partial Raw data

Comments / Special Instructions

Sample Custody must be documented below each time samples change possession, including courier delivery.

Relinquished by Sampler:	Date Time:	Received By:	Relinquished By:	Date Time:	Received By:
1	3-30-18 1700	1 Fed Ex	2 Fed Ex		2 08/31/18 900
Relinquished by Sampler: 3	Date Time:	Received By: 3	Relinquished By: 4	Date Time:	Received By: 4
Relinquished by: 5	Date Time:	Received By: 5	Custody Seal # [ ] Intact [ ] Not Intact	Preserved where applicable [ ]	On Ice [ ] Cooler Temp. 4.2

8.1

8

TD18891: Chain of Custody
Page 1 of 2
SGS Orlando, FL

SGS Sample Receipt Summary

Job Number: TD18891 **Client:** ALGC **Project:** E&E SERVICES

Date / Time Received: 3/31/2018 9:00:00 AM **Delivery Method:** FED EX **Airbill #'s:** 1001893364510003281100731444475913

Therm ID: IR 1; **Therm CF:** 0.4; **# of Coolers:** 1

Cooler Temps (Raw Measured) °C: Cooler 1: (3.8);

Cooler Temps (Corrected) °C: Cooler 1: (4.2);

Cooler Information	Y	or	N
1. Custody Seals Present	☑		☐
2. Custody Seals Intact	☑		☐
3. Temp criteria achieved	☑		☐
4. Cooler temp verification	IR Gun		
5. Cooler media	Ice (Bag)		

Trip Blank Information	Y	or	N	N/A
1. Trip Blank present / cooler	☐		☑	☐
2. Trip Blank listed on COC	☐		☑	☐
	W	**or**	**S**	**N/A**
3. Type Of TB Received	☐		☐	☑

Sample Information	Y	or	N	N/A
1. Sample labels present on bottles	☑		☐	
2. Samples preserved properly	☑		☐	
3. Sufficient volume/containers recvd for analysis:	☑		☐	
4. Condition of sample	Intact			
5. Sample recvd within HT	☑		☐	
6. Dates/Times/IDs on COC match Sample Label	☑		☐	
7. VOCs have headspace	☐		☑	☐
8. Bottles received for unspecified tests	☐		☑	
9. Compositing instructions clear	☐		☐	☑
10. Voa Soil Kits/Jars received past 48hrs?	☐		☐	☑
11. % Solids Jar received?	☐		☐	☑
12. Residual Chlorine Present?	☐		☐	☑

Misc. Information

Number of Encores: 25-Gram _____ 5-Gram _____ Number of 5035 Field Kits: _____ Number of Lab Filtered Metals: _____

Test Strip Lot #s: pH 0-3 230315 pH 10-12 219813A Other: (Specify) _____ _____

Residual Chlorine Test Strip Lot #: _____

Comments

SM001
Rev. Date 05/24/17

Technician: SHAYLAP Date: 3/31/2018 9:00:00 AM Reviewer: SP Date: 3/31/2018

8.1

8

TD18891: Chain of Custody
Page 2 of 2

GC Volatiles

QC Data Summaries

(SGS Orlando, FL)

Includes the following where applicable:

- Method Blank Summaries
- Blank Spike Summaries
- Matrix Spike and Duplicate Summaries

Method Blank Summary

Job Number: TD18891
Account: ALGC SGS Houston, TX
Project: ADEQAZP: E&E Services, Lakeside, AZ

Sample	File ID	DF	Analyzed	By	Prep Date	Prep Batch	Analytical Batch
GCD6282-MB	CD150142.D	1	04/04/18	JG	n/a	n/a	GCD6282

The QC reported here applies to the following samples: **Method:** SW846 8015D

TD18891-1, TD18891-2, TD18891-3

CAS No.	Compound	Result	RL	MDL	Units	Q
	TPH-GRO (C6-C10)	ND	0.10	0.050	mg/l	

CAS No.	Surrogate Recoveries		Limits
460-00-4	4-Bromofluorobenzene	89%	70-131%
98-08-8	aaa-Trifluorotoluene	83%	69-143%

Blank Spike/Blank Spike Duplicate Summary

Job Number: TD18891
Account: ALGC SGS Houston, TX
Project: ADEQAZP: E&E Services, Lakeside, AZ

Sample	File ID	DF	Analyzed	By	Prep Date	Prep Batch	Analytical Batch
GCD6282-BS	CD150140.D	1	04/04/18	JG	n/a	n/a	GCD6282
GCD6282-BSD	CD150141.D	1	04/04/18	JG	n/a	n/a	GCD6282

The QC reported here applies to the following samples: **Method:** SW846 8015D

TD18891-1, TD18891-2, TD18891-3

CAS No.	Compound	Spike mg/l	BSP mg/l	BSP %	BSD mg/l	BSD %	RPD	Limits Rec/RPD
	TPH-GRO (C6-C10)	0.4	0.335	84	0.330	83	2	75-138/30

CAS No.	Surrogate Recoveries	BSP	BSD	Limits
460-00-4	4-Bromofluorobenzene	103%	98%	70-131%
98-08-8	aaa-Trifluorotoluene	98%	95%	69-143%

9.2.1

9

* = Outside of Control Limits.

Matrix Spike/Matrix Spike Duplicate Summary

Job Number: TD18891
Account: ALGC SGS Houston, TX
Project: ADEQAZP: E&E Services, Lakeside, AZ

Sample	File ID	DF	Analyzed	By	Prep Date	Prep Batch	Analytical Batch
TD18891-1MS	CD150147.D	1	04/04/18	JG	n/a	n/a	GCD6282
TD18891-1MSD	CD150148.D	1	04/04/18	JG	n/a	n/a	GCD6282
TD18891-1	CD150143.D	1	04/04/18	JG	n/a	n/a	GCD6282

The QC reported here applies to the following samples: **Method:** SW846 8015D

TD18891-1, TD18891-2, TD18891-3

CAS No.	Compound	TD18891-1 mg/l	Q	Spike mg/l	MS mg/l	MS %	Spike mg/l	MSD mg/l	MSD %	RPD	Limits Rec/RPD
	TPH-GRO (C6-C10)	0.178		0.4	0.610	108	0.4	0.574	99	6	75-138/13

CAS No.	Surrogate Recoveries	MS	MSD	TD18891-1	Limits
460-00-4	4-Bromofluorobenzene	106%	109%	98%	70-131%
98-08-8	aaa-Trifluorotoluene	107%	108%	92%	69-143%

* = Outside of Control Limits.

Duplicate Summary

Job Number: TD18891
Account: ALGC SGS Houston, TX
Project: ADEQAZP: E&E Services, Lakeside, AZ

Sample	File ID	DF	Analyzed	By	Prep Date	Prep Batch	Analytical Batch
TD18891-3DUP	CD150146.D	1	04/04/18	JG	n/a	n/a	GCD6282
TD18891-3	CD150145.D	1	04/04/18	JG	n/a	n/a	GCD6282

The QC reported here applies to the following samples: **Method:** SW846 8015D

TD18891-1, TD18891-2, TD18891-3

CAS No.	Compound	TD18891-3 mg/l	Q	DUP mg/l	Q	RPD	Limits
	TPH-GRO (C6-C10)	0.207		0.200		3	13

CAS No.	Surrogate Recoveries	DUP	TD18891-3	Limits
460-00-4	4-Bromofluorobenzene	96%	97%	70-131%
98-08-8	aaa-Trifluorotoluene	92%	93%	69-143%

* = Outside of Control Limits.

GC/LC Semi-volatiles

QC Data Summaries

(SGS Orlando, FL)

Includes the following where applicable:

- Method Blank Summaries
- Blank Spike Summaries
- Matrix Spike and Duplicate Summaries

Method Blank Summary

Job Number: TD18891
Account: ALGC SGS Houston, TX
Project: ADEQAZP: E&E Services, Lakeside, AZ

Sample	File ID	DF	Analyzed	By	Prep Date	Prep Batch	Analytical Batch
OP69452-MB	WW15484.D	1	04/05/18	SJL	04/03/18	OP69452	GWW628

The QC reported here applies to the following samples: **Method:** SW846 8015D

TD18891-1, TD18891-2, TD18891-3

CAS No.	Compound	Result	RL	MDL	Units	Q
	TPH (C10-C22)	ND	0.050	0.025	mg/l	
	TPH (C22-C32)	ND	0.10	0.050	mg/l	
	TPH (C10-C32)	ND	0.15	0.075	mg/l	

CAS No.	Surrogate Recoveries		Limits
84-15-1	o-Terphenyl	97%	50-131%

Blank Spike Summary

Job Number: TD18891
Account: ALGC SGS Houston, TX
Project: ADEQAZP: E&E Services, Lakeside, AZ

Sample	File ID	DF	Analyzed	By	Prep Date	Prep Batch	Analytical Batch
OP69452-BS	WW15483.D	1	04/05/18	SJL	04/03/18	OP69452	GWW628

The QC reported here applies to the following samples: **Method:** SW846 8015D

TD18891-1, TD18891-2, TD18891-3

CAS No.	Compound	Spike mg/l	BSP mg/l	BSP %	Limits
	TPH (C10-C22)	1	0.744	74	56-123
	TPH (C22-C32)	1	1.03	103	61-143
	TPH (C10-C32)	2	1.77	89	56-143

CAS No.	Surrogate Recoveries	BSP	Limits
84-15-1	o-Terphenyl	88%	50-131%

10.2.1

10

* = Outside of Control Limits.

Matrix Spike/Matrix Spike Duplicate Summary

Job Number: TD18891
Account: ALGC SGS Houston, TX
Project: ADEQAZP: E&E Services, Lakeside, AZ

Sample	File ID	DF	Analyzed	By	Prep Date	Prep Batch	Analytical Batch
OP69452-MS	WW15486.D	1	04/05/18	SJL	04/03/18	OP69452	GWW628
OP69452-MSD	WW15487.D	1	04/05/18	SJL	04/03/18	OP69452	GWW628
TD18891-1	WW15485.D	1	04/05/18	SJL	04/03/18	OP69452	GWW628

The QC reported here applies to the following samples: **Method:** SW846 8015D

TD18891-1, TD18891-2, TD18891-3

CAS No.	Compound	TD18891-1 mg/l	Q	Spike mg/l	MS mg/l	MS %	Spike mg/l	MSD mg/l	MSD %	RPD	Limits Rec/RPD
	TPH (C10-C22)	0.374		1.92	2.22	96	1.92	2.07	88	7	56-123/33
	TPH (C22-C32)	0.222		1.92	2.64	126	1.92	2.64	126	0	61-143/30
	TPH (C10-C32)	0.596		3.85	4.86	111	3.85	4.71	107	3	56-143/33

CAS No.	Surrogate Recoveries	MS	MSD	TD18891-1	Limits
84-15-1	o-Terphenyl	102%	98%	95%	50-131%

10.3.1

10

* = Outside of Control Limits.

Misc. Forms

Custody Documents and Other Forms

(SGS Scott, LA)

Includes the following where applicable:

- Chain of Custody

SGS

CHAIN OF CUSTODY

10165 Harwin Drive, Houston, TX 77036
TEL 713-271-4700 FAX: 713-271-4770
www.sgs.com

FED-EX Tracking #	Bottle Order Control #
SGS Quote #	SGS Job # TD18891

Client / Reporting Information

Company Name: SGS North America Inc.
Street Address: 10165 Harwin Drive
City: Houston State: TX Zip: 77036
Project Contact: anita.patel@sgs.com E-mail:
Phone #: 713-271-4700 Fax #:
Sampler(s) Name(s): Phone:

Project Information

Project Name: E&E Services, Lakeside, AZ
Street:
City: State:
Project #:
Client Purchase Order #:
Project Manager:

Billing Information (if different from Report to)

Company Name:
Street Address:
City: State: Zip:
Attention:

Requested Analysis (see TEST CODE sheet)

Matrix Codes

DW - Drinking Water
GW - Ground Water
WW - Water
SW - Surface Water
SO - Soil
SL- Sludge
SED-Sediment
OI - Oil
LIQ - Other Liquid
AIR - Air
SOL - Other Solid
WP - Wipe
FB-Field Blank
EB-Equipment Blank
RB- Rinse Blank
TB-Trip Blank

SGS Sample #	Field ID / Point of Collection	MEOH/DI Vial #	Collection Date	Collection Time	Sampled by	Matrix	# of bottles	HCl	NaOH	HNO3	H2SO4	NONE	DI Water	MEOH	ENCORE	HM6	LAB USE ONLY
1	E&G WELL- SURFACE		3/27/18	11:45:00 AM		AQ	1			1						X	/
2	E&G WELL- 135		3/27/18	1:15:00 PM		AQ	1			1						X	/
3	E&G WELL- 160		3/27/18	2:05:00 PM		AQ										X	/

Turnaround Time (Business days)

Approved By (SGS PM): / Date:

- [ ] Std. 10 Business Days
- [ ] 5 Day RUSH
- [ ] 3 Day EMERGENCY
- [ ] 2 Day EMERGENCY
- [ ] 1 Day EMERGENCY
- [X] other Due 4/5/2018

Emergency & Rush T/A data available VIA Lablink

Data Deliverable Information

- [ ] Commercial "A" (Level 1)
- [ ] Commercial "B" (Level 2)
- [ ] FULLT1 (Level 3+4)
- [ ] NJ Reduced
- [ ] Commercial "C"
- [ ] NYASP Category A
- [ ] NYASP Category B
- [ ] State Forms
- [ ] EDD Format
- [X] Other COMMBN

Commercial "A" = Results Only
Commercial "B" = Results + QC Summary
NJ Reduced = Results + QC Summary + Partial Raw data

Comments / Special Instructions

LA

3W2

Sample Custody must be documented below each time samples change possession, including courier delivery.

Relinquished by Sampler:	Date/Time:	Received By:	Relinquished By:	Date Time:	Received By:
1	3/30/18 1940	1 SGS	2 SGS		2
3	3/30/18 2340	3	4		4
Relinquished by: 5	Date Time:	Received By: 5	Custody Seal # 25/ac	[X] Intact [ ] Not intact	Preserved where applicable — On Ice — Cooler Temp: 0.9 DW 439

11.1 11

TD18891: Chain of Custody
Page 1 of 2
SGS Scott, LA

SGS Sample Receipt Summary

Job Number: TD18891 **Client:** SGS NORTH AMERICA **Project:** E & E SERVICES

Date / Time Received: 3/31/2018 8:00:00 AM **Delivery Method:** Accutest Courier **Airbill #'s:**

Cooler Temps (Initial/Adjusted): #1: (0.9/0.9); DV439

Cooler Security	Y	or	N		Y	or	N
1. Custody Seals Present:	☑		☐	3. COC Present:	☑		☐
2. Custody Seals Intact:	☑		☐	4. Smpl Dates/Time OK	☑		☐

Cooler Temperature	Y	or	N
1. Temp criteria achieved:	☑		☐
2. Thermometer ID:	DV439;		
3. Cooler media:	Ice (direct contact)		
4. No. Coolers:	1		

Quality Control Preservation	Y	or	N	N/A
1. Trip Blank present / cooler:	☐		☐	☑
2. Trip Blank listed on COC:	☐		☐	☑
3. Samples preserved properly:	☑		☐	
4. VOCs headspace free:	☐		☐	☑

Sample Integrity - Documentation	Y	or	N
1. Sample labels present on bottles:	☑		☐
2. Container labeling complete:	☑		☐
3. Sample container label / COC agree:	☑		☐

Sample Integrity - Condition	Y	or	N
1. Sample recvd within HT:	☑		☐
2. All containers accounted for:	☑		☐
3. Condition of sample:	Intact		

Sample Integrity - Instructions	Y	or	N	N/A
1. Analysis requested is clear:	☑		☐	
2. Bottles received for unspecified tests	☐		☑	
3. Sufficient volume recvd for analysis:	☑		☐	
4. Compositing instructions clear:	☐		☐	☑
5. Filtering instructions clear:	☐		☐	☑

Comments

11.1

11

TD18891: Chain of Custody
Page 2 of 2

Metals Analysis

QC Data Summaries

(SGS Scott, LA)

Includes the following where applicable:

- Method Blank Summaries
- Matrix Spike and Duplicate Summaries
- Blank Spike and Lab Control Sample Summaries
- Serial Dilution Summaries

BLANK RESULTS SUMMARY
Part 2 - Method Blanks

Login Number: TD18891
Account: ALGC - SGS Houston, TX
Project: ADEQAZP: E&E Services, Lakeside, AZ

QC Batch ID: MP11097
Matrix Type: AQUEOUS

Methods: SW846 7470A
Units: ug/l

Prep Date: 04/02/18

Metal	RL	IDL	MDL	MB raw	final
Mercury	0.20	.032	.15	-0.0071	<0.20

Associated samples MP11097: TD18891-1, TD18891-2, TD18891-3

Results < IDL are shown as zero for calculation purposes
(*) Outside of QC limits
(anr) Analyte not requested

MATRIX SPIKE AND DUPLICATE RESULTS SUMMARY

Login Number: TD18891
Account: ALGC - SGS Houston, TX
Project: ADEQAZP: E&E Services, Lakeside, AZ

QC Batch ID: MP11097
Matrix Type: AQUEOUS

Methods: SW846 7470A
Units: ug/l

Prep Date: 04/02/18

Metal	LA42754-1 Original	MS	Spikelot HGSPIKE1	% Rec	QC Limits
Mercury	0.0	5.5	5	110.0	75-125

Associated samples MP11097: TD18891-1, TD18891-2, TD18891-3

Results < IDL are shown as zero for calculation purposes
(*) Outside of QC limits
(N) Matrix Spike Rec. outside of QC limits
(anr) Analyte not requested

MATRIX SPIKE AND DUPLICATE RESULTS SUMMARY

Login Number: TD18891
Account: ALGC - SGS Houston, TX
Project: ADEQAZP: E&E Services, Lakeside, AZ

QC Batch ID: MP11097
Matrix Type: AQUEOUS

Methods: SW846 7470A
Units: ug/l

Prep Date: 04/02/18

Metal	LA42754-1 Original	MSD	Spikelot HGSPIKE1	% Rec	MSD RPD	QC Limit
Mercury	0.0	5.4	5	108.0	1.8	20

Associated samples MP11097: TD18891-1, TD18891-2, TD18891-3

Results < IDL are shown as zero for calculation purposes
(*) Outside of QC limits
(N) Matrix Spike Rec. outside of QC limits
(anr) Analyte not requested

SPIKE BLANK AND LAB CONTROL SAMPLE SUMMARY

Login Number: TD18891
Account: ALGC - SGS Houston, TX
Project: ADEQAZP: E&E Services, Lakeside, AZ

QC Batch ID: MP11097
Matrix Type: AQUEOUS

Methods: SW846 7470A
Units: ug/l

Prep Date: 04/02/18

Metal	BSP Result	Spikelot HGSPIKE1	% Rec	QC Limits
Mercury	5.6	5	112.0	80-120

Associated samples MP11097: TD18891-1, TD18891-2, TD18891-3

Results < IDL are shown as zero for calculation purposes
(*) Outside of QC limits
(anr) Analyte not requested

SERIAL DILUTION RESULTS SUMMARY

Login Number: TD18891
Account: ALGC - SGS Houston, TX
Project: ADEQAZP: E&E Services, Lakeside, AZ

QC Batch ID: MP11097 Methods: SW846 7470A
Matrix Type: AQUEOUS Units: ug/l

Prep Date: 04/02/18

Metal	LA42754-1 Original	SDL 1:5	%DIF	QC Limits
Mercury	0.00	0.00	NC	0-

Associated samples MP11097: TD18891-1, TD18891-2, TD18891-3

Results < IDL are shown as zero for calculation purposes
(*) Outside of QC limits
(anr) Analyte not requested

12.1.4

12

BLANK RESULTS SUMMARY
Part 2 - Method Blanks

Login Number: TD18891
Account: ALGC - SGS Houston, TX
Project: ADEQAZP: E&E Services, Lakeside, AZ

QC Batch ID: MP11100
Matrix Type: AQUEOUS

Methods: SW846 6010C
Units: ug/l

Prep Date: 04/02/18

Metal	RL	IDL	MDL	MB raw	final
Aluminum	100	10	45		
Antimony	6.0	1.5	3.4		
Arsenic	10	1.5	1.9	-0.78	<10
Barium	10	.25	1	0.11	<10
Beryllium	4.0	.04	.2		
Boron	100	1.4	8.3		
Cadmium	5.0	.13	1.3	0.010	<5.0
Calcium	100	5.9	9.2		
Chromium	10	.35	.2	-0.060	<10
Cobalt	10	.15	1.4		
Copper	10	.98	4		
Iron	100	4.3	22		
Lead	10	.79	2.7	0.19	<10
Lithium	10	2	5.2		
Magnesium	100	19	72		
Manganese	10	3.6	.3		
Molybdenum	10	.19	1.1		
Nickel	10	.67	1.8		
Potassium	500	37	140		
Selenium	10	1.7	5.3	-0.39	<10
Silver	10	.42	2	-0.080	<10
Sodium	500	89	78		
Strontium	10	.08	.2		
Thallium	5.0	1.4	4.8		
Tin	10	.51	2.2		
Titanium	10	.34	1.2		
Vanadium	10	.28	.8		
Zinc	20	9.9	.7		

Associated samples MP11100: TD18891-1, TD18891-2, TD18891-3

Results < IDL are shown as zero for calculation purposes
(*) Outside of QC limits
(anr) Analyte not requested

MATRIX SPIKE AND DUPLICATE RESULTS SUMMARY

Login Number: TD18891
Account: ALGC - SGS Houston, TX
Project: ADEQAZP: E&E Services, Lakeside, AZ

QC Batch ID: MP11100 Methods: SW846 6010C
Matrix Type: AQUEOUS Units: ug/l

Prep Date: 04/02/18

Metal	LA42754-2 Original	MS	Spikelot ICPSPIKE1	% Rec	QC Limits
Aluminum					
Antimony	anr				
Arsenic	4.2	1060	1000	105.6	75-125
Barium	74.8	1130	1000	105.5	75-125
Beryllium	anr				
Boron					
Cadmium	0.33	1040	1000	104.0	75-125
Calcium	anr				
Chromium	6.1	985	1000	97.9	75-125
Cobalt	anr				
Copper	anr				
Iron	anr				
Lead	13.6	1040	1000	102.6	75-125
Lithium					
Magnesium					
Manganese	anr				
Molybdenum					
Nickel	anr				
Potassium					
Selenium	0.0	1050	1000	105.0	75-125
Silver	0.0	949	1000	94.9	75-125
Sodium					
Strontium					
Thallium					
Tin					
Titanium					
Vanadium	anr				
Zinc	anr				

Associated samples MP11100: TD18891-1, TD18891-2, TD18891-3

Results < IDL are shown as zero for calculation purposes
(*) Outside of QC limits
(N) Matrix Spike Rec. outside of QC limits
(anr) Analyte not requested

MATRIX SPIKE AND DUPLICATE RESULTS SUMMARY

Login Number: TD18891
Account: ALGC - SGS Houston, TX
Project: ADEQAZP: E&E Services, Lakeside, AZ

QC Batch ID: MP11100
Matrix Type: AQUEOUS

Methods: SW846 6010C
Units: ug/l

Prep Date: 04/02/18

Metal	LA42754-2 Original	MSD	Spikelot ICPSPIKE1	% Rec	MSD RPD	QC Limit
Aluminum						
Antimony	anr					
Arsenic	4.2	1030	1000	102.6	2.9	20
Barium	74.8	1080	1000	100.5	4.5	20
Beryllium	anr					
Boron						
Cadmium	0.33	1010	1000	101.0	2.9	20
Calcium	anr					
Chromium	6.1	951	1000	94.5	3.5	20
Cobalt	anr					
Copper	anr					
Iron	anr					
Lead	13.6	1020	1000	100.6	1.9	20
Lithium						
Magnesium						
Manganese	anr					
Molybdenum						
Nickel	anr					
Potassium						
Selenium	0.0	1030	1000	103.0	1.9	20
Silver	0.0	915	1000	91.5	3.6	20
Sodium						
Strontium						
Thallium						
Tin						
Titanium						
Vanadium	anr					
Zinc	anr					

Associated samples MP11100: TD18891-1, TD18891-2, TD18891-3

Results < IDL are shown as zero for calculation purposes
(*) Outside of QC limits
(N) Matrix Spike Rec. outside of QC limits
(anr) Analyte not requested

SPIKE BLANK AND LAB CONTROL SAMPLE SUMMARY

Login Number: TD18891
Account: ALGC - SGS Houston, TX
Project: ADEQAZP: E&E Services, Lakeside, AZ

QC Batch ID: MP11100
Matrix Type: AQUEOUS

Methods: SW846 6010C
Units: ug/l

Prep Date: 04/02/18

Metal	BSP Result	Spikelot ICPSPIKE1	% Rec	QC Limits
Aluminum				
Antimony	anr			
Arsenic	1050	1000	105.0	80-120
Barium	1010	1000	101.0	80-120
Beryllium	anr			
Boron				
Cadmium	1030	1000	103.0	80-120
Calcium	anr			
Chromium	954	1000	95.4	80-120
Cobalt	anr			
Copper	anr			
Iron	anr			
Lead	1050	1000	105.0	80-120
Lithium				
Magnesium				
Manganese	anr			
Molybdenum				
Nickel	anr			
Potassium				
Selenium	1030	1000	103.0	80-120
Silver	927	1000	92.7	80-120
Sodium				
Strontium				
Thallium				
Tin				
Titanium				
Vanadium	anr			
Zinc	anr			

Associated samples MP11100: TD18891-1, TD18891-2, TD18891-3

Results < IDL are shown as zero for calculation purposes
(*) Outside of QC limits
(anr) Analyte not requested

SERIAL DILUTION RESULTS SUMMARY

Login Number: TD18891
Account: ALGC - SGS Houston, TX
Project: ADEQAZP: E&E Services, Lakeside, AZ

QC Batch ID: MP11100 Methods: SW846 6010C
Matrix Type: AQUEOUS Units: ug/l

Prep Date: 04/02/18

Metal	LA42754-2 Original	SDL 1:5	%DIF	QC Limits
Aluminum				
Antimony	anr			
Arsenic	4.21	0.00	100.0(a)	0-10
Barium	74.8	63.5	15.1*(b)	0-10
Beryllium	anr			
Boron				
Cadmium	0.330	0.800	142.4(a)	0-10
Calcium	anr			
Chromium	6.13	7.30	19.1 (a)	0-10
Cobalt	anr			
Copper	anr			
Iron	anr			
Lead	13.6	18.3	34.4 (a)	0-10
Lithium				
Magnesium				
Manganese	anr			
Molybdenum				
Nickel	anr			
Potassium				
Selenium	0.00	0.00	NC	0-10
Silver	0.00	0.00	NC	0-10
Sodium				
Strontium				
Thallium				
Tin				
Titanium				
Vanadium	anr			
Zinc	anr			

Associated samples MP11100: TD18891-1, TD18891-2, TD18891-3

Results < IDL are shown as zero for calculation purposes
(*) Outside of QC limits
(anr) Analyte not requested
(a) Percent difference acceptable due to low initial sample concentration (< 50 times IDL).
(b) Serial dilution indicates possible matrix interference.

ANALYTICAL REPORT

August 06, 2018

Pinyon Environmental

Sample Delivery Group:	L1013788
Samples Received:	08/01/2018
Project Number:	717100604
Description:	ADEQ-260 and Johnson Lane
Site:	260 & JOHNSON LANE
Report To:	Steve Sutherland 1408 W. Mendoza Avenue Mesa, AZ 85202

Entire Report Reviewed By:

Olivia Studebaker
Project Manager

Results relate only to the items tested or calibrated and are reported as rounded values. This test report shall not be reproduced, except in full, without written approval of the laboratory. Where applicable, sampling conducted by Pace National is performed per guidance provided in laboratory standard operating procedures: 060302, 060303, and 060304.

TABLE OF CONTENTS

Cp: Cover Page	1
Tc: Table of Contents	2
Ss: Sample Summary	3
Cn: Case Narrative	4
Sr: Sample Results	5
ADEQ-81618 L1013788-01	5
Qc: Quality Control Summary	7
Volatile Organic Compounds (GC/MS) by Method 8260B	7
Is: Internal Standard Summary	11
Volatile Organic Compounds (GC/MS) by Method 8260B	11
Gl: Glossary of Terms	12
Al: Accreditations & Locations	13
Sc: Sample Chain of Custody	14

ADEQ-81618 L1013788-01 GW

Collected by	Collected date/time	Received date/time
Steve Sutherland	07/30/18 14:40	08/01/18 10:26

Method	Batch	Dilution	Preparation date/time	Analysis date/time	Analyst
Volatile Organic Compounds (GC/MS) by Method 8260B	WG1146115	1	08/01/18 20:05	08/01/18 20:05	DWR

1 Cp
2 Tc
3 Ss
4 Cn
5 Sr
6 Qc
7 Is
8 Gl
9 Al
10 Sc

All sample aliquots were received at the correct temperature, in the proper containers, with the appropriate preservatives, and within method specified holding times, unless qualified or notated within the report. Where applicable, all MDL (LOD) and RDL (LOQ) values reported for environmental samples have been corrected for the dilution factor used in the analysis. All radiochemical sample results for solids are reported on a dry weight basis with the exception of tritium, carbon-14 and radon, unless wet weight was requested by the client. All Method and Batch Quality Control are within established criteria except where addressed in this case narrative, a non-conformance form or properly qualified within the sample results. By my digital signature below, I affirm to the best of my knowledge, all problems/anomalies observed by the laboratory as having the potential to affect the quality of the data have been identified by the laboratory, and no information or data have been knowingly withheld that would affect the quality of the data.

Olivia Studebaker
Project Manager

Volatile Organic Compounds (GC/MS) by Method 8260B

Analyte	Result mg/l	Qualifier	MDL mg/l	RDL mg/l	Dilution	Analysis date / time	Batch
Acetone	U		0.0100	0.0500	1	08/01/2018 20:05	WG1146115
Acrolein	U		0.00887	0.0500	1	08/01/2018 20:05	WG1146115
Acrylonitrile	U		0.00187	0.0100	1	08/01/2018 20:05	WG1146115
Benzene	U		0.000331	0.00100	1	08/01/2018 20:05	WG1146115
Bromobenzene	U		0.000352	0.00100	1	08/01/2018 20:05	WG1146115
Bromodichloromethane	U		0.000380	0.00100	1	08/01/2018 20:05	WG1146115
Bromoform	U		0.000469	0.00100	1	08/01/2018 20:05	WG1146115
Bromomethane	U		0.000866	0.00500	1	08/01/2018 20:05	WG1146115
1,3-Butadiene	U		0.000330	0.00200	1	08/01/2018 20:05	WG1146115
n-Butylbenzene	U		0.000361	0.00100	1	08/01/2018 20:05	WG1146115
sec-Butylbenzene	U		0.000365	0.00100	1	08/01/2018 20:05	WG1146115
tert-Butylbenzene	U		0.000399	0.00100	1	08/01/2018 20:05	WG1146115
Carbon tetrachloride	U		0.000379	0.00100	1	08/01/2018 20:05	WG1146115
Carbon disulfide	U		0.000275	0.00100	1	08/01/2018 20:05	WG1146115
Chlorobenzene	U		0.000348	0.00100	1	08/01/2018 20:05	WG1146115
Chlorodibromomethane	U		0.000327	0.00100	1	08/01/2018 20:05	WG1146115
Chloroethane	U		0.000453	0.00500	1	08/01/2018 20:05	WG1146115
Chloroform	U		0.000324	0.00500	1	08/01/2018 20:05	WG1146115
Chloromethane	U		0.000276	0.00250	1	08/01/2018 20:05	WG1146115
Cyclohexane	U		0.000390	0.00100	1	08/01/2018 20:05	WG1146115
2-Chlorotoluene	U		0.000375	0.00100	1	08/01/2018 20:05	WG1146115
4-Chlorotoluene	U		0.000351	0.00100	1	08/01/2018 20:05	WG1146115
1,2-Dibromo-3-Chloropropane	U		0.00133	0.00500	1	08/01/2018 20:05	WG1146115
1,2-Dibromoethane	U		0.000381	0.00100	1	08/01/2018 20:05	WG1146115
Dibromomethane	U		0.000346	0.00100	1	08/01/2018 20:05	WG1146115
1,2-Dichlorobenzene	U		0.000349	0.00100	1	08/01/2018 20:05	WG1146115
1,3-Dichlorobenzene	U		0.000220	0.00100	1	08/01/2018 20:05	WG1146115
1,4-Dichlorobenzene	U		0.000274	0.00100	1	08/01/2018 20:05	WG1146115
Dichlorodifluoromethane	U		0.000551	0.00500	1	08/01/2018 20:05	WG1146115
1,1-Dichloroethane	U		0.000259	0.00100	1	08/01/2018 20:05	WG1146115
1,2-Dichloroethane	U		0.000361	0.00100	1	08/01/2018 20:05	WG1146115
1,1-Dichloroethene	U		0.000398	0.00100	1	08/01/2018 20:05	WG1146115
cis-1,2-Dichloroethene	U		0.000260	0.00100	1	08/01/2018 20:05	WG1146115
trans-1,2-Dichloroethene	U		0.000396	0.00100	1	08/01/2018 20:05	WG1146115
1,2-Dichloropropane	U		0.000306	0.00100	1	08/01/2018 20:05	WG1146115
1,1-Dichloropropene	U		0.000352	0.00100	1	08/01/2018 20:05	WG1146115
1,3-Dichloropropane	U		0.000366	0.00100	1	08/01/2018 20:05	WG1146115
cis-1,3-Dichloropropene	U		0.000418	0.00100	1	08/01/2018 20:05	WG1146115
trans-1,3-Dichloropropene	U		0.000419	0.00100	1	08/01/2018 20:05	WG1146115
2,2-Dichloropropane	U		0.000321	0.00100	1	08/01/2018 20:05	WG1146115
Dicyclopentadiene	U		0.000219	0.00100	1	08/01/2018 20:05	WG1146115
Di-isopropyl ether	U		0.000320	0.00100	1	08/01/2018 20:05	WG1146115
Ethylbenzene	U		0.000384	0.00100	1	08/01/2018 20:05	WG1146115
4-Ethyltoluene	U		0.000172	0.00100	1	08/01/2018 20:05	WG1146115
Hexachloro-1,3-butadiene	U		0.000256	0.00100	1	08/01/2018 20:05	WG1146115
n-Hexane	U		0.000736	0.0100	1	08/01/2018 20:05	WG1146115
Isopropylbenzene	U		0.000326	0.00100	1	08/01/2018 20:05	WG1146115
p-Isopropyltoluene	U		0.000350	0.00100	1	08/01/2018 20:05	WG1146115
2-Butanone (MEK)	U		0.00393	0.0100	1	08/01/2018 20:05	WG1146115
Methyl Cyclohexane	U		0.000380	0.00100	1	08/01/2018 20:05	WG1146115
Methylene Chloride	U		0.00100	0.00500	1	08/01/2018 20:05	WG1146115
4-Methyl-2-pentanone (MIBK)	U		0.00214	0.0100	1	08/01/2018 20:05	WG1146115
Methyl tert-butyl ether	U		0.000367	0.00100	1	08/01/2018 20:05	WG1146115
Naphthalene	U		0.00100	0.00500	1	08/01/2018 20:05	WG1146115
Propene	U		0.000975	0.00250	1	08/01/2018 20:05	WG1146115
n-Propylbenzene	U		0.000349	0.00100	1	08/01/2018 20:05	WG1146115

Volatile Organic Compounds (GC/MS) by Method 8260B

Analyte	Result mg/l	Qualifier	MDL mg/l	RDL mg/l	Dilution	Analysis date / time	Batch
Styrene	U		0.000307	0.00100	1	08/01/2018 20:05	WG1146115
1,1,1,2-Tetrachloroethane	U		0.000385	0.00100	1	08/01/2018 20:05	WG1146115
1,1,2,2-Tetrachloroethane	U		0.000130	0.00100	1	08/01/2018 20:05	WG1146115
1,1,2-Trichlorotrifluoroethane	U		0.000303	0.00100	1	08/01/2018 20:05	WG1146115
Tetrachloroethene	U		0.000372	0.00100	1	08/01/2018 20:05	WG1146115
Toluene	U		0.000412	0.00100	1	08/01/2018 20:05	WG1146115
1,2,3-Trichlorobenzene	U		0.000230	0.00100	1	08/01/2018 20:05	WG1146115
1,2,4-Trichlorobenzene	U		0.000355	0.00100	1	08/01/2018 20:05	WG1146115
1,1,1-Trichloroethane	U		0.000319	0.00100	1	08/01/2018 20:05	WG1146115
1,1,2-Trichloroethane	U		0.000383	0.00100	1	08/01/2018 20:05	WG1146115
Trichloroethene	U		0.000398	0.00100	1	08/01/2018 20:05	WG1146115
Trichlorofluoromethane	U		0.00120	0.00500	1	08/01/2018 20:05	WG1146115
1,2,3-Trichloropropane	U		0.000807	0.00250	1	08/01/2018 20:05	WG1146115
1,2,4-Trimethylbenzene	U		0.000373	0.00100	1	08/01/2018 20:05	WG1146115
1,2,3-Trimethylbenzene	U		0.000321	0.00100	1	08/01/2018 20:05	WG1146115
1,3,5-Trimethylbenzene	U		0.000387	0.00100	1	08/01/2018 20:05	WG1146115
Vinyl chloride	U		0.000259	0.00100	1	08/01/2018 20:05	WG1146115
Xylenes, Total	U		0.00106	0.00300	1	08/01/2018 20:05	WG1146115
(S) Toluene-d8	*99.6*			*80.0-120*		*08/01/2018 20:05*	WG1146115
(S) Dibromofluoromethane	*94.5*			*76.0-123*		*08/01/2018 20:05*	WG1146115
(S) 4-Bromofluorobenzene	*97.3*			*80.0-120*		*08/01/2018 20:05*	WG1146115

Method Blank (MB)

(MB) R3330500-2 08/01/18 12:55

Analyte	MB Result mg/l	MB Qualifier	MB MDL mg/l	MB RDL mg/l
Acetone	U		0.0100	0.0500
Acrolein	U		0.00887	0.0500
Benzene	U		0.000331	0.00100
Acrylonitrile	U		0.00187	0.0100
Bromodichloromethane	U		0.000380	0.00100
Bromobenzene	U		0.000352	0.00100
Bromoform	U		0.000469	0.00100
Bromomethane	U		0.000866	0.00500
1,3-Butadiene	U		0.000330	0.00200
Carbon disulfide	U		0.000275	0.00100
n-Butylbenzene	U		0.000361	0.00100
Carbon tetrachloride	U		0.000379	0.00100
sec-Butylbenzene	U		0.000365	0.00100
Chlorobenzene	U		0.000348	0.00100
tert-Butylbenzene	U		0.000399	0.00100
Chlorodibromomethane	U		0.000327	0.00100
Chloroethane	U		0.000453	0.00500
Chloroform	U		0.000324	0.00500
Chloromethane	U		0.000276	0.00250
1,2-Dibromo-3-Chloropropane	U		0.00133	0.00500
Cyclohexane	U		0.000390	0.00100
1,2-Dibromoethane	U		0.000381	0.00100
2-Chlorotoluene	U		0.000375	0.00100
4-Chlorotoluene	U		0.000351	0.00100
1,2-Dichlorobenzene	U		0.000349	0.00100
1,3-Dichlorobenzene	U		0.000220	0.00100
1,4-Dichlorobenzene	U		0.000274	0.00100
Dibromomethane	U		0.000346	0.00100
1,1-Dichloroethane	U		0.000259	0.00100
1,2-Dichloroethane	U		0.000361	0.00100
Dichlorodifluoromethane	U		0.000551	0.00500
1,1-Dichloroethene	U		0.000398	0.00100
cis-1,2-Dichloroethene	U		0.000260	0.00100
trans-1,2-Dichloroethene	U		0.000396	0.00100
1,2-Dichloropropane	U		0.000306	0.00100
cis-1,3-Dichloropropene	U		0.000418	0.00100
1,1-Dichloropropene	U		0.000352	0.00100
trans-1,3-Dichloropropene	U		0.000419	0.00100
1,3-Dichloropropane	U		0.000366	0.00100
Di-isopropyl ether	U		0.000320	0.00100

Method Blank (MB)

(MB) R3330500-2 08/01/18 12:55

Analyte	MB Result mg/l	MB Qualifier	MB MDL mg/l	MB RDL mg/l
2,2-Dichloropropane	U		0.000321	0.00100
Ethylbenzene	U		0.000384	0.00100
Dicyclopentadiene	U		0.000219	0.00100
4-Ethyltoluene	U		0.000172	0.00100
Hexachloro-1,3-butadiene	U		0.000256	0.00100
n-Hexane	U		0.000736	0.0100
2-Butanone (MEK)	U		0.00393	0.0100
Isopropylbenzene	U		0.000326	0.00100
p-Isopropyltoluene	U		0.000350	0.00100
Methylene Chloride	U		0.00100	0.00500
4-Methyl-2-pentanone (MIBK)	U		0.00214	0.0100
Methyl Cyclohexane	U		0.000380	0.00100
Methyl tert-butyl ether	U		0.000367	0.00100
Naphthalene	U		0.00100	0.00500
Styrene	U		0.000307	0.00100
Propene	U		0.000975	0.00250
1,1,2,2-Tetrachloroethane	U		0.000130	0.00100
n-Propylbenzene	U		0.000349	0.00100
Tetrachloroethene	U		0.000372	0.00100
1,1,1,2-Tetrachloroethane	U		0.000385	0.00100
Toluene	U		0.000412	0.00100
1,1,2-Trichlorotrifluoroethane	U		0.000303	0.00100
1,1,1-Trichloroethane	U		0.000319	0.00100
1,1,2-Trichloroethane	U		0.000383	0.00100
1,2,3-Trichlorobenzene	0.000235	E4	0.000230	0.00100
1,2,4-Trichlorobenzene	U		0.000355	0.00100
Trichloroethene	U		0.000398	0.00100
1,2,3-Trimethylbenzene	U		0.000321	0.00100
Trichlorofluoromethane	U		0.00120	0.00500
1,2,3-Trichloropropane	U		0.000807	0.00250
1,2,4-Trimethylbenzene	U		0.000373	0.00100
1,3,5-Trimethylbenzene	U		0.000387	0.00100
Vinyl chloride	U		0.000259	0.00100
Xylenes, Total	U		0.00106	0.00300
(S) Toluene-d8	*102*			*80.0-120*
(S) Dibromofluoromethane	*94.8*			*76.0-123*
(S) 4-Bromofluorobenzene	*95.1*			*80.0-120*

Laboratory Control Sample (LCS) • Laboratory Control Sample Duplicate (LCSD)

(LCS) R3330500-1 08/01/18 12:16 • (LCSD) R3330500-3 08/01/18 14:07

Analyte	Spike Amount mg/l	LCS Result mg/l	LCSD Result mg/l	LCS Rec. %	LCSD Rec. %	Rec. Limits %	LCS Qualifier	LCSD Qualifier	RPD %	RPD Limits %
Acetone	0.125	0.0914	0.0977	73.1	78.2	10.0-160			6.70	23
Benzene	0.0250	0.0249	0.0260	99.6	104	69.0-123			4.37	20
Bromodichloromethane	0.0250	0.0254	0.0255	102	102	76.0-120			0.313	20
Bromoform	0.0250	0.0251	0.0255	100	102	67.0-132			1.64	20
Bromomethane	0.0250	0.0202	0.0188	81.0	75.4	18.0-160			7.15	20
Carbon disulfide	0.0250	0.0253	0.0279	101	111	55.0-127			9.65	20
Carbon tetrachloride	0.0250	0.0259	0.0271	103	108	63.0-122			4.63	20
Acrolein	0.125	0.155	0.159	124	127	10.0-160			2.07	20
Chlorobenzene	0.0250	0.0257	0.0270	103	108	79.0-121			4.79	20
Acrylonitrile	0.125	0.0966	0.0998	77.3	79.8	60.0-142			3.26	20
Chlorodibromomethane	0.0250	0.0253	0.0266	101	106	75.0-125			4.88	20
Chloroethane	0.0250	0.0209	0.0206	83.5	82.4	47.0-152			1.29	20
Bromobenzene	0.0250	0.0248	0.0253	99.2	101	79.0-120			1.89	20
Chloroform	0.0250	0.0252	0.0263	101	105	72.0-121			4.08	20
Chloromethane	0.0250	0.0194	0.0197	77.6	78.9	48.0-139			1.66	20
1,2-Dibromo-3-Chloropropane	0.0250	0.0189	0.0183	75.8	73.0	64.0-127			3.68	20
1,3-Butadiene	0.0250	0.0183	0.0186	73.2	74.5	40.0-141			1.77	20
1,2-Dibromoethane	0.0250	0.0231	0.0242	92.4	97.0	77.0-123			4.87	20
n-Butylbenzene	0.0250	0.0252	0.0261	101	105	72.0-126			3.73	20
sec-Butylbenzene	0.0250	0.0256	0.0268	102	107	74.0-121			4.50	20
1,2-Dichlorobenzene	0.0250	0.0251	0.0254	100	102	80.0-120			1.25	20
tert-Butylbenzene	0.0250	0.0257	0.0270	103	108	75.0-122			4.70	20
1,3-Dichlorobenzene	0.0250	0.0254	0.0266	101	106	72.0-123			4.68	20
1,4-Dichlorobenzene	0.0250	0.0251	0.0253	100	101	77.0-120			1.04	20
1,1-Dichloroethane	0.0250	0.0252	0.0264	101	106	70.0-126			4.91	20
1,2-Dichloroethane	0.0250	0.0237	0.0245	94.9	98.0	67.0-126			3.19	20
1,1-Dichloroethene	0.0250	0.0266	0.0297	106	119	64.0-129			11.1	20
cis-1,2-Dichloroethene	0.0250	0.0263	0.0272	105	109	73.0-120			3.49	20
Cyclohexane	0.0250	0.0264	0.0268	105	107	70.0-130			1.66	20
2-Chlorotoluene	0.0250	0.0257	0.0267	103	107	74.0-122			3.73	20
trans-1,2-Dichloroethene	0.0250	0.0249	0.0265	99.8	106	71.0-121			5.91	20
1,2-Dichloropropane	0.0250	0.0261	0.0269	105	107	75.0-125			2.81	20
4-Chlorotoluene	0.0250	0.0254	0.0263	102	105	79.0-120			3.46	20
cis-1,3-Dichloropropene	0.0250	0.0263	0.0274	105	110	79.0-123			4.20	20
Dibromomethane	0.0250	0.0240	0.0238	95.9	95.1	78.0-120			0.842	20
trans-1,3-Dichloropropene	0.0250	0.0258	0.0269	103	108	74.0-127			4.10	20
Di-isopropyl ether	0.0250	0.0263	0.0270	105	108	59.0-133			2.59	20
Dichlorodifluoromethane	0.0250	0.0160	0.0156	64.1	62.2	49.0-155			3.02	20
Ethylbenzene	0.0250	0.0256	0.0273	102	109	77.0-120			6.43	20
1,1-Dichloropropene	0.0250	0.0249	0.0266	99.7	106	71.0-129			6.47	20

Laboratory Control Sample (LCS) • Laboratory Control Sample Duplicate (LCSD)

(LCS) R3330500-1 08/01/18 12:16 • (LCSD) R3330500-3 08/01/18 14:07

Analyte	Spike Amount mg/l	LCS Result mg/l	LCSD Result mg/l	LCS Rec. %	LCSD Rec. %	Rec. Limits %	LCS Qualifier	LCSD Qualifier	RPD %	RPD Limits %
1,3-Dichloropropane	0.0250	0.0238	0.0251	95.1	101	80.0-121			5.58	20
2-Butanone (MEK)	0.125	0.0928	0.0964	74.3	77.1	37.0-158			3.72	20
Methylene Chloride	0.0250	0.0254	0.0271	102	108	66.0-121			6.46	20
4-Methyl-2-pentanone (MIBK)	0.125	0.0990	0.104	79.2	83.2	59.0-143			4.95	20
2,2-Dichloropropane	0.0250	0.0264	0.0264	106	106	60.0-125			0.0390	20
Methyl tert-butyl ether	0.0250	0.0255	0.0251	102	100	64.0-123			1.81	20
Dicyclopentadiene	0.0250	0.0248	0.0258	99.1	103	72.0-121			3.90	20
Naphthalene	0.0250	0.0184	0.0179	73.6	71.4	62.0-128			3.00	20
4-Ethyltoluene	0.0250	0.0257	0.0265	103	106	74.0-120			3.04	20
Hexachloro-1,3-butadiene	0.0250	0.0251	0.0256	101	102	64.0-131			1.78	20
Styrene	0.0250	0.0265	0.0271	106	109	78.0-124			2.46	20
1,1,2,2-Tetrachloroethane	0.0250	0.0227	0.0228	90.8	91.3	71.0-122			0.566	20
n-Hexane	0.0250	0.0245	0.0264	97.9	106	56.0-124			7.54	20
Tetrachloroethene	0.0250	0.0254	0.0277	102	111	70.0-127			8.63	20
Isopropylbenzene	0.0250	0.0257	0.0268	103	107	75.0-120			4.27	20
p-Isopropyltoluene	0.0250	0.0260	0.0272	104	109	74.0-126			4.39	20
Toluene	0.0250	0.0246	0.0263	98.4	105	77.0-120			6.59	20
1,1,2-Trichlorotrifluoroethane	0.0250	0.0241	0.0242	96.5	96.8	61.0-136			0.333	20
Methyl Cyclohexane	0.0250	0.0289	0.0304	116	122	70.0-130			5.03	20
1,1,1-Trichloroethane	0.0250	0.0269	0.0277	108	111	68.0-122			2.75	20
1,1,2-Trichloroethane	0.0250	0.0240	0.0248	96.2	99.1	78.0-120			3.03	20
Trichloroethene	0.0250	0.0254	0.0269	101	108	78.0-120			5.89	20
1,2,3-Trimethylbenzene	0.0250	0.0250	0.0257	100	103	75.0-120			2.60	20
Propene	0.0250	0.0181	0.0172	72.5	68.7	10.0-160			5.42	21
n-Propylbenzene	0.0250	0.0254	0.0264	102	106	79.0-120			3.94	20
1,1,1,2-Tetrachloroethane	0.0250	0.0267	0.0281	107	112	75.0-122			5.01	20
Vinyl chloride	0.0250	0.0208	0.0206	83.2	82.5	64.0-133			0.830	20
Xylenes, Total	0.0750	0.0755	0.0804	101	107	77.0-120			6.29	20
1,2,3-Trichlorobenzene	0.0250	0.0220	0.0209	88.1	83.4	61.0-133			5.43	20
1,2,4-Trichlorobenzene	0.0250	0.0254	0.0253	102	101	69.0-129			0.279	20
Trichlorofluoromethane	0.0250	0.0220	0.0221	87.8	88.4	56.0-137			0.697	20
1,2,3-Trichloropropane	0.0250	0.0218	0.0220	87.3	88.2	72.0-124			1.07	20
1,2,4-Trimethylbenzene	0.0250	0.0255	0.0262	102	105	75.0-120			2.72	20
1,3,5-Trimethylbenzene	0.0250	0.0260	0.0271	104	109	75.0-120			4.12	20
(S) Toluene-d8				*96.8*	*100*	*80.0-120*				
(S) Dibromofluoromethane				*96.3*	*96.3*	*76.0-123*				
(S) 4-Bromofluorobenzene				*97.2*	*97.3*	*80.0-120*				

Instrument: VOCMS32 • File ID: 0801_03

08/01/18 12:16

Sample ID	File ID	8260-PENTAFLUOROBENZENE Response	8260-1,4-DIFLUOROBENZENE Response	8260-2-BROMO-1-CHLOROPROPANE Response	8260-1,4-DICHLOROBENZENE-D4 Response
Standard	0801_03	192798	309941	49487	113281
Upper Limit		385596	619882	98974	226562
Lower Limit		96399	154971	24744	56641
L1013788-01 WG1146115 1x	0801_22	194166	314149	48821	113490

Instrument: VOCMS32 • File ID: 0801_03-1

08/01/18 12:16

Sample ID	File ID	8260-PENTAFLUOROBENZENE Response	8260-1,4-DIFLUOROBENZENE Response	8260-2-BROMO-1-CHLOROPROPANE Response	8260-1,4-DICHLOROBENZENE-D4 Response
Standard	0801_03-1	192798	309941	49487	113281
Upper Limit		385596	619882	98974	226562
Lower Limit		96399	154971	24744	56641
LCS R3330500-1 WG1146115 1x	0801_03LCS	192798	309941	49487	113281
BLANK R3330500-2 WG1146115 1x	0801_05	196764	316798	47775	114894
LCSD R3330500-3 WG1146115 1x	0801_06	197490	320397	49250	115876

Guide to Reading and Understanding Your Laboratory Report

The information below is designed to better explain the various terms used in your report of analytical results from the Laboratory. This is not intended as a comprehensive explanation, and if you have additional questions please contact your project representative.

Abbreviations and Definitions

MDL	Method Detection Limit.
RDL	Reported Detection Limit.
Rec.	Recovery.
RPD	Relative Percent Difference.
SDG	Sample Delivery Group.
(S)	Surrogate (Surrogate Standard) - Analytes added to every blank, sample, Laboratory Control Sample/Duplicate and Matrix Spike/Duplicate; used to evaluate analytical efficiency by measuring recovery. Surrogates are not expected to be detected in all environmental media.
U	Not detected at the Reporting Limit (or MDL where applicable).
Analyte	The name of the particular compound or analysis performed. Some Analyses and Methods will have multiple analytes reported.
Dilution	If the sample matrix contains an interfering material, the sample preparation volume or weight values differ from the standard, or if concentrations of analytes in the sample are higher than the highest limit of concentration that the laboratory can accurately report, the sample may be diluted for analysis. If a value different than 1 is used in this field, the result reported has already been corrected for this factor.
Limits	These are the target % recovery ranges or % difference value that the laboratory has historically determined as normal for the method and analyte being reported. Successful QC Sample analysis will target all analytes recovered or duplicated within these ranges.
Qualifier	This column provides a letter and/or number designation that corresponds to additional information concerning the result reported. If a Qualifier is present, a definition per Qualifier is provided within the Glossary and Definitions page and potentially a discussion of possible implications of the Qualifier in the Case Narrative if applicable.
Result	The actual analytical final result (corrected for any sample specific characteristics) reported for your sample. If there was no measurable result returned for a specific analyte, the result in this column may state “ND” (Not Detected) or “BDL” (Below Detectable Levels). The information in the results column should always be accompanied by either an MDL (Method Detection Limit) or RDL (Reporting Detection Limit) that defines the lowest value that the laboratory could detect or report for this analyte.
Case Narrative (Cn)	A brief discussion about the included sample results, including a discussion of any non-conformances to protocol observed either at sample receipt by the laboratory from the field or during the analytical process. If present, there will be a section in the Case Narrative to discuss the meaning of any data qualifiers used in the report.
Quality Control Summary (Qc)	This section of the report includes the results of the laboratory quality control analyses required by procedure or analytical methods to assist in evaluating the validity of the results reported for your samples. These analyses are not being performed on your samples typically, but on laboratory generated material.
Sample Chain of Custody (Sc)	This is the document created in the field when your samples were initially collected. This is used to verify the time and date of collection, the person collecting the samples, and the analyses that the laboratory is requested to perform. This chain of custody also documents all persons (excluding commercial shippers) that have had control or possession of the samples from the time of collection until delivery to the laboratory for analysis.
Sample Results (Sr)	This section of your report will provide the results of all testing performed on your samples. These results are provided by sample ID and are separated by the analyses performed on each sample. The header line of each analysis section for each sample will provide the name and method number for the analysis reported.
Sample Summary (Ss)	This section of the Analytical Report defines the specific analyses performed for each sample ID, including the dates and times of preparation and/or analysis.

Qualifier	Description
E4	Concentration estimated. Analyte was detected below laboratory minimum reporting level (MRL) but above MDL.

ACCREDITATIONS & LOCATIONS

Pace National is the only environmental laboratory accredited/certified to support your work nationwide from one location. One phone call, one point of contact, one laboratory. No other lab is as accessible or prepared to handle your needs throughout the country. Our capacity and capability from our single location laboratory is comparable to the collective totals of the network laboratories in our industry. The most significant benefit to our one location design is the design of our laboratory campus. The model is conducive to accelerated productivity, decreasing turn-around time, and preventing cross contamination, thus protecting sample integrity. Our focus on premium quality and prompt service allows us to be YOUR LAB OF CHOICE.
* Not all certifications held by the laboratory are applicable to the results reported in the attached report.
* Accreditation is only applicable to the test methods specified on each scope of accreditation held by Pace National.

State Accreditations

Alabama	40660	Nebraska	NE-OS-15-05
Alaska	17-026	Nevada	TN-03-2002-34
Arizona	AZ0612	New Hampshire	2975
Arkansas	88-0469	New Jersey–NELAP	TN002
California	2932	New Mexico [1]	n/a
Colorado	TN00003	New York	11742
Connecticut	PH-0197	North Carolina	Env375
Florida	E87487	North Carolina [1]	DW21704
Georgia	NELAP	North Carolina [3]	41
Georgia [1]	923	North Dakota	R-140
Idaho	TN00003	Ohio–VAP	CL0069
Illinois	200008	Oklahoma	9915
Indiana	C-TN-01	Oregon	TN200002
Iowa	364	Pennsylvania	68-02979
Kansas	E-10277	Rhode Island	LAO00356
Kentucky [1 6]	90010	South Carolina	84004
Kentucky [2]	16	South Dakota	n/a
Louisiana	AI30792	Tennessee [1 4]	2006
Louisiana [1]	LA180010	Texas	T 104704245-17-14
Maine	TN0002	Texas [5]	LAB0152
Maryland	324	Utah	TN00003
Massachusetts	M-TN003	Vermont	VT2006
Michigan	9958	Virginia	460132
Minnesota	047-999-395	Washington	C847
Mississippi	TN00003	West Virginia	233
Missouri	340	Wisconsin	9980939910
Montana	CERT0086	Wyoming	A2LA

Third Party Federal Accreditations

A2LA – ISO 17025	1461.01	AIHA-LAP,LLC EMLAP	100789
A2LA – ISO 17025 [5]	1461.02	DOD	1461.01
Canada	1461.01	USDA	P330-15-00234
EPA–Crypto	TN00003		

[1] Drinking Water [2] Underground Storage Tanks [3] Aquatic Toxicity [4] Chemical/Microbiological [5] Mold [6] Wastewater n/a Accreditation not applicable

Our Locations

Pace National has sixty-four client support centers that provide sample pickup and/or the delivery of sampling supplies. If you would like assistance from one of our support offices, please contact our main office. Pace National performs all testing at our central laboratory.

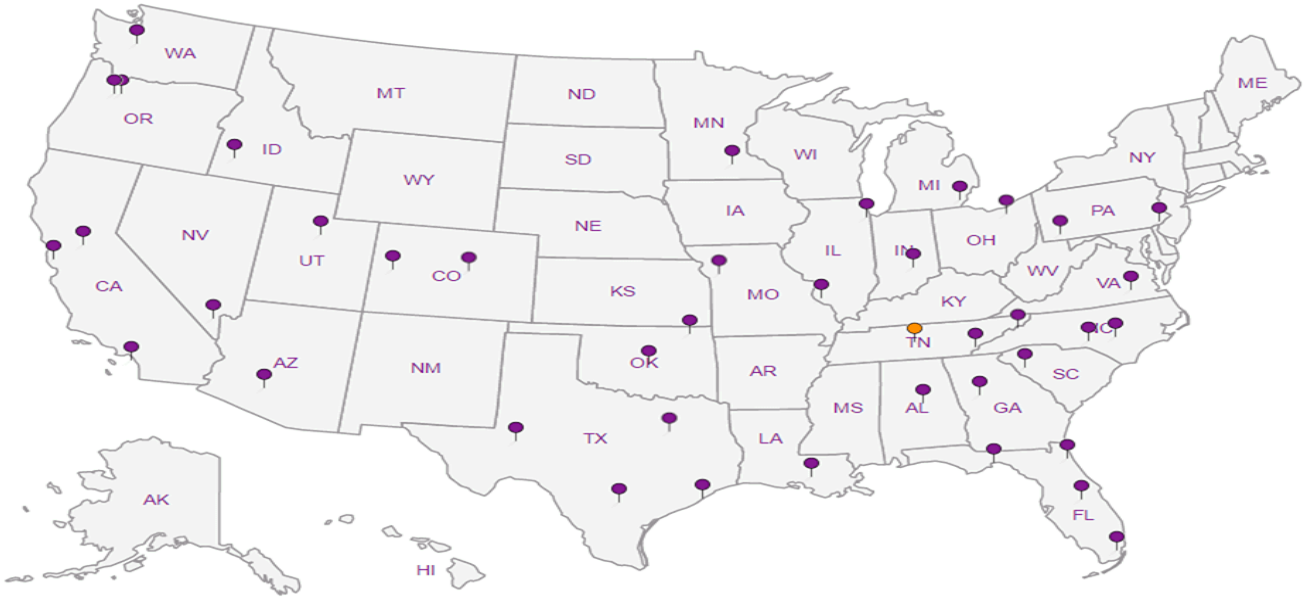

Pinyon Environmental
1408 W. Mendoza Avenue
Mesa, AZ 85202

Billing Information:

Pres Chk

Analysis / Container / Preservative

Chain of Custody Page 1 of 1

Pace Analytical®
National Center for Testing & Innovation

12065 Lebanon Rd
Mount Juliet, TN 37122
Phone: 615-758-5858
Phone: 800-767-5859
Fax: 615-758-5859

Report to: **Steve Sutherland**

Email To: **sutherland@pinyon-env.com**

Project Description: **ADEQ - 260 and Johnson Lane**

City/State Collected: **Lakeside, AZ**

Phone: **303.785.7697**
Fax:

Client Project # **717100604**

Lab Project #

L# L1013788

C199

Collected by (print): **Steve Sutherland**

Site/Facility ID # **260 & Johnson Lane**

P.O. #

Acctnum: **PINYONMAZ**

Collected by (signature):

Rush? (Lab MUST Be Notified)
___ Same Day ___ Five Day
___ Next Day ___ 5 Day (Rad Only)
___ Two Day ___ 10 Day (Rad Only)
___ Three Day

Quote # **PINYONMAZ031518S**

Date Results Needed **Standard TAT**

Template:
Prelogin:
TSR:
PB:
Shipped Via:

Immediately Packed on Ice N ___ Y X

Sample ID	Comp/Grab	Matrix *	Depth	Date	Time	No. of Cntrs	VOCs 8260 AZ List/ 40mL amber/ HCl	Remarks	Sample # (lab only)
ADEQ-81618	Grab	GW		7/30/18	~~1140~~ 1440	2	X		-01

* Matrix:
SS - Soil AIR - Air F - Filter
GW - Groundwater B - Bioassay
WW - WasteWater
DW - Drinking Water
OT - Other_____

Remarks:

pH _____ Temp _____
Flow _____ Other _____

Samples returned via:
__ UPS __ FedEx __ Courier SWA

Tracking #

Sample Receipt Checklist
COC Seal Present/Intact: __NP __Y __N
COC Signed/Accurate: __Y __N
Bottles arrive intact: __Y __N
Correct bottles used: __Y __N
Sufficient volume sent: __Y __N
If Applicable
VOA Zero Headspace: __Y __N
Preservation Correct/Checked: __Y __N

Relinquished by: (Signature)	Date:	Time:	Received by: (Signature)	Trip Blank Received: Yes / No HCL / MeoH TBR
	7/31/18	1526	Tamyra	
Relinquished by: (Signature)	Date:	Time:	Received by: (Signature)	Temp: °C 1.3°C Bottles Received: 2
Tamyra	7/31/18	1800	SWA	
Relinquished by: (Signature)	Date:	Time:	Received for lab by: (Signature)	Date: 8/1/18 Time: ~~0845~~ 1025

If preservation required by Login: Date/Time

Hold:

Condition: NCF / OK

ESCAZ

Appendix C – Laboratory Analytical Reports – Indoor Air

ANALYTICAL REPORT

December 18, 2017

Pinyon Environmental

Sample Delivery Group:	L956773
Samples Received:	12/12/2017
Project Number:	717100604
Description:	ADEQ-260 and Johnson Lane
Report To:	Steve Sutherland 1408 W. Mendoza Avenue Mesa, AZ 85202

Entire Report Reviewed By: Daphne R Richards

Daphne Richards
Technical Service Representative

Results relate only to the items tested or calibrated and are reported as rounded values. This test report shall not be reproduced, except in full, without written approval of the laboratory. Where applicable, sampling conducted by ESC is performed per guidance provided in laboratory standard operating procedures: 060302, 060303, and 060304.

TABLE OF CONTENTS

Cp: Cover Page	1
Tc: Table of Contents	2
Ss: Sample Summary	3
Cn: Case Narrative	4
Sr: Sample Results	5
SUITE 1 L956773-01	5
AMBIENT L956773-02	6
SUITE 3 L956773-03	7
SUITE 6 L956773-04	8
Qc: Quality Control Summary	9
Volatile Organic Compounds (MS) by Method TO-15	9
Is: Internal Standard Summary	10
Volatile Organic Compounds (MS) by Method TO-15	10
Gl: Glossary of Terms	11
Al: Accreditations & Locations	12
Sc: Sample Chain of Custody	13

SUITE 1 L956773-01 Air

Collected by	Collected date/time	Received date/time
Steve Sutherland	12/04/17 15:00	12/12/17 09:48

Method	Batch	Dilution	Preparation date/time	Analysis date/time	Analyst
Volatile Organic Compounds (MS) by Method TO-15	WG1053963	1	12/15/17 20:42	12/15/17 20:42	AMC

AMBIENT L956773-02 Air

Collected by	Collected date/time	Received date/time
Steve Sutherland	12/04/17 15:19	12/12/17 09:48

Method	Batch	Dilution	Preparation date/time	Analysis date/time	Analyst
Volatile Organic Compounds (MS) by Method TO-15	WG1053963	1	12/15/17 21:36	12/15/17 21:36	AMC

SUITE 3 L956773-03 Air

Collected by	Collected date/time	Received date/time
Steve Sutherland	12/04/17 15:30	12/12/17 09:48

Method	Batch	Dilution	Preparation date/time	Analysis date/time	Analyst
Volatile Organic Compounds (MS) by Method TO-15	WG1053963	1	12/15/17 22:30	12/15/17 22:30	AMC

SUITE 6 L956773-04 Air

Collected by	Collected date/time	Received date/time
Steve Sutherland	12/04/17 15:25	12/12/17 09:48

Method	Batch	Dilution	Preparation date/time	Analysis date/time	Analyst
Volatile Organic Compounds (MS) by Method TO-15	WG1053963	1	12/15/17 23:24	12/15/17 23:24	AMC

1 Cp
2 Tc
3 Ss
4 Cn
5 Sr
6 Qc
7 Is
8 Gl
9 Al
10 Sc

All sample aliquots were received at the correct temperature, in the proper containers, with the appropriate preservatives, and within method specified holding times, unless qualified or notated within the report. All MDL (LOD) and RDL (LOQ) values reported for environmental samples have been corrected for the dilution factor used in the analysis. All radiochemical sample results for solids are reported on a dry weight basis with the exception of tritium, carbon-14 and radon, unless wet weight was requested by the client. All Method and Batch Quality Control are within established criteria except where addressed in this case narrative, a non-conformance form or properly qualified within the sample results. By my digital signature below, I affirm to the best of my knowledge, all problems/anomalies observed by the laboratory as having the potential to affect the quality of the data have been identified by the laboratory, and no information or data have been knowingly withheld that would affect the quality of the data.

Daphne R Richards

Daphne Richards
Technical Service Representative

Volatile Organic Compounds (MS) by Method TO-15

Analyte	CAS #	Mol. Wt.	RDL1 ppbv	RDL2 ug/m3	Result ppbv	Result ug/m3	Qualifier	Dilution	Batch
Benzene	71-43-2	78.10	0.200	0.639	0.280	0.894		1	WG1053963
1,3-Butadiene	106-99-0	54.10	2.00	4.43	ND	ND		1	WG1053963
Ethylbenzene	100-41-4	106	0.200	0.867	ND	ND		1	WG1053963
Tetrachloroethylene	127-18-4	166	0.200	1.36	0.716	4.86		1	WG1053963
(S) 1,4-Bromofluorobenzene	*460-00-4*	*175*	*60.0-140*		*95.1*				WG1053963

Volatile Organic Compounds (MS) by Method TO-15

Analyte	CAS #	Mol. Wt.	RDL1 ppbv	RDL2 ug/m3	Result ppbv	Result ug/m3	Qualifier	Dilution	Batch
Benzene	71-43-2	78.10	0.200	0.639	0.201	0.642		1	WG1053963
1,3-Butadiene	106-99-0	54.10	2.00	4.43	ND	ND		1	WG1053963
Ethylbenzene	100-41-4	106	0.200	0.867	ND	ND		1	WG1053963
Tetrachloroethylene	127-18-4	166	0.200	1.36	ND	ND		1	WG1053963
(S) 1,4-Bromofluorobenzene	*460-00-4*	*175*	*60.0-140*		*95.5*				WG1053963

1 Cp
2 Tc
3 Ss
4 Cn
5 Sr
6 Qc
7 Is
8 Gl
9 Al
10 Sc

Volatile Organic Compounds (MS) by Method TO-15

Analyte	CAS #	Mol. Wt.	RDL1 ppbv	RDL2 ug/m3	Result ppbv	Result ug/m3	Qualifier	Dilution	Batch
Benzene	71-43-2	78.10	0.200	0.639	0.304	0.970		1	WG1053963
1,3-Butadiene	106-99-0	54.10	2.00	4.43	ND	ND		1	WG1053963
Ethylbenzene	100-41-4	106	0.200	0.867	ND	ND		1	WG1053963
Tetrachloroethylene	127-18-4	166	0.200	1.36	1.50	10.2		1	WG1053963
(S) 1,4-Bromofluorobenzene	*460-00-4*	*175*	*60.0-140*		*97.2*				WG1053963

Volatile Organic Compounds (MS) by Method TO-15

Analyte	CAS #	Mol. Wt.	RDL1 ppbv	RDL2 ug/m3	Result ppbv	Result ug/m3	Qualifier	Dilution	Batch
Benzene	71-43-2	78.10	0.200	0.639	0.464	1.48		1	WG1053963
1,3-Butadiene	106-99-0	54.10	2.00	4.43	ND	ND		1	WG1053963
Ethylbenzene	100-41-4	106	0.200	0.867	ND	ND		1	WG1053963
Tetrachloroethylene	127-18-4	166	0.200	1.36	1.28	8.69		1	WG1053963
(S) 1,4-Bromofluorobenzene	*460-00-4*	*175*	*60.0-140*		*97.5*				WG1053963

Method Blank (MB)

(MB) R3273467-3 12/15/17 10:07

Analyte	MB Result ppbv	MB Qualifier	MB MDL ppbv	MB RDL ppbv
Benzene	U		0.0460	0.200
1,3-Butadiene	U		0.0563	2.00
Ethylbenzene	U		0.0506	0.200
Tetrachloroethylene	U		0.0497	0.200
(S) 1,4-Bromofluorobenzene	*93.7*			*60.0-140*

Laboratory Control Sample (LCS) • Laboratory Control Sample Duplicate (LCSD)

(LCS) R3273467-1 12/15/17 08:29 • (LCSD) R3273467-2 12/15/17 09:18

Analyte	Spike Amount ppbv	LCS Result ppbv	LCSD Result ppbv	LCS Rec. %	LCSD Rec. %	Rec. Limits %	LCS Qualifier	LCSD Qualifier	RPD %	RPD Limits %
1,3-Butadiene	3.75	3.75	3.87	100	103	70.0-130			3.18	25
Benzene	3.75	3.96	4.02	105	107	70.0-130			1.72	25
Tetrachloroethylene	3.75	3.96	4.04	106	108	70.0-130			2.07	25
Ethylbenzene	3.75	3.94	4.03	105	107	70.0-130			2.30	25
(S) 1,4-Bromofluorobenzene				*101*	*101*	*60.0-140*				

INTERNAL STANDARD SUMMARY

Instrument: AIRMS2 • File ID: 1215_01

12/15/17 07:41

Sample ID	File ID	BROMOCHLOROMETHANE Response	1,4-DIFLUOROBENZENE Response	CHLOROBENZENE-D5 Response
Standard	1215_01	2633801	9726171	7267282
Upper Limit		3399260	12709040	9517711
Lower Limit		1456826	5446731	4079019
LCS R3273467-1 WG1053963 1x	1215_02	2589719	9606150	7208225
LCSD R3273467-2 WG1053963 1x	1215_03	2515872	9405960	7074121
BLANK R3273467-3 WG1053963 1x	1215_04	2394515	8870865	6479231
L956773-01 WG1053963 1x	1215_17	2204831	8159526	5952001
L956773-02 WG1053963 1x	1215_18	2193403	8136114	5931065
L956773-03 WG1053963 1x	1215_19	2226408	8280300	5995609
L956773-04 WG1053963 1x	1215_20	2250457	8254408	6116765

1 Cp
2 Tc
3 Ss
4 Cn
5 Sr
6 Qc
7 Is
8 Gl
9 Al
10 Sc

Guide to Reading and Understanding Your Laboratory Report

The information below is designed to better explain the various terms used in your report of analytical results from the Laboratory. This is not intended as a comprehensive explanation, and if you have additional questions please contact your project representative.

Abbreviations and Definitions

MDL	Method Detection Limit.
ND	Not detected at the Reporting Limit (or MDL where applicable).
RDL	Reported Detection Limit.
Rec.	Recovery.
RPD	Relative Percent Difference.
SDG	Sample Delivery Group.
(S)	Surrogate (Surrogate Standard) - Analytes added to every blank, sample, Laboratory Control Sample/Duplicate and Matrix Spike/Duplicate; used to evaluate analytical efficiency by measuring recovery. Surrogates are not expected to be detected in all environmental media.
U	Not detected at the Reporting Limit (or MDL where applicable).
Analyte	The name of the particular compound or analysis performed. Some Analyses and Methods will have multiple analytes reported.
Dilution	If the sample matrix contains an interfering material, or if concentrations of analytes in the sample are higher than the highest limit of concentration that the laboratory can accurately report, the sample may be diluted for analysis. If a value different than 1 is used in this field, the result reported has already been corrected for this factor.
Limits	These are the target % recovery ranges or % difference value that the laboratory has historically determined as normal for the method and analyte being reported. Successful QC Sample analysis will target all analytes recovered or duplicated within these ranges.
Qualifier	This column provides a letter and/or number designation that corresponds to additional information concerning the result reported. If a Qualifier is present, a definition per Qualifier is provided within the Glossary and Definitions page and potentially a discussion of possible implications of the Qualifier in the Case Narrative if applicable.
Result	The actual analytical final result (corrected for any sample specific characteristics) reported for your sample. If there was no measurable result returned for a specific analyte, the result in this column may state “ND” (Not Detected) or “BDL” (Below Detectable Levels). The information in the results column should always be accompanied by either an MDL (Method Detection Limit) or RDL (Reporting Detection Limit) that defines the lowest value that the laboratory could detect or report for this analyte.
Case Narrative (Cn)	A brief discussion about the included sample results, including a discussion of any non-conformances to protocol observed either at sample receipt by the laboratory from the field or during the analytical process. If present, there will be a section in the Case Narrative to discuss the meaning of any data qualifiers used in the report.
Quality Control Summary (Qc)	This section of the report includes the results of the laboratory quality control analyses required by procedure or analytical methods to assist in evaluating the validity of the results reported for your samples. These analyses are not being performed on your samples typically, but on laboratory generated material.
Sample Chain of Custody (Sc)	This is the document created in the field when your samples were initially collected. This is used to verify the time and date of collection, the person collecting the samples, and the analyses that the laboratory is requested to perform. This chain of custody also documents all persons (excluding commercial shippers) that have had control or possession of the samples from the time of collection until delivery to the laboratory for analysis.
Sample Results (Sr)	This section of your report will provide the results of all testing performed on your samples. These results are provided by sample ID and are separated by the analyses performed on each sample. The header line of each analysis section for each sample will provide the name and method number for the analysis reported.
Sample Summary (Ss)	This section of the Analytical Report defines the specific analyses performed for each sample ID, including the dates and times of preparation and/or analysis.

Qualifier	Description

The remainder of this page intentionally left blank, there are no qualifiers applied to this SDG.

ACCREDITATIONS & LOCATIONS

ONE LAB. NATIONWIDE.

ESC Lab Sciences is the only environmental laboratory accredited/certified to support your work nationwide from one location. One phone call, one point of contact, one laboratory. No other lab is as accessible or prepared to handle your needs throughout the country. Our capacity and capability from our single location laboratory is comparable to the collective totals of the network laboratories in our industry. The most significant benefit to our "one location" design is the design of our laboratory campus. The model is conducive to accelerated productivity, decreasing turn-around time, and preventing cross contamination, thus protecting sample integrity. Our focus on premium quality and prompt service allows us to be **YOUR LAB OF CHOICE.**

***** Not all certifications held by the laboratory are applicable to the results reported in the attached report.

State Accreditations

Alabama	40660
Alaska	UST-080
Arizona	AZ0612
Arkansas	88-0469
California	01157CA
Colorado	TN00003
Conneticut	PH-0197
Florida	E87487
Georgia	NELAP
Georgia [1]	923
Idaho	TN00003
Illinois	200008
Indiana	C-TN-01
Iowa	364
Kansas	E-10277
Kentucky [1]	90010
Kentucky [2]	16
Louisiana	AI30792
Maine	TN0002
Maryland	324
Massachusetts	M-TN003
Michigan	9958
Minnesota	047-999-395
Mississippi	TN00003
Missouri	340
Montana	CERT0086
Nebraska	NE-OS-15-05
Nevada	TN-03-2002-34
New Hampshire	2975
New Jersey–NELAP	TN002
New Mexico	TN00003
New York	11742
North Carolina	Env375
North Carolina [1]	DW21704
North Carolina [2]	41
North Dakota	R-140
Ohio–VAP	CL0069
Oklahoma	9915
Oregon	TN200002
Pennsylvania	68-02979
Rhode Island	221
South Carolina	84004
South Dakota	n/a
Tennessee [1 4]	2006
Texas	T 104704245-07-TX
Texas [5]	LAB0152
Utah	6157585858
Vermont	VT2006
Virginia	109
Washington	C1915
West Virginia	233
Wisconsin	9980939910
Wyoming	A2LA

Third Party & Federal Accreditations

A2LA – ISO 17025	1461.01
A2LA – ISO 17025 [5]	1461.02
Canada	1461.01
EPA–Crypto	TN00003
AIHA-LAP,LLC	100789
DOD	1461.01
USDA	S-67674

[1] Drinking Water [2] Underground Storage Tanks [3] Aquatic Toxicity [4] Chemical/Microbiological [5] Mold [n/a] Accreditation not applicable

Our Locations

ESC Lab Sciences has sixty-four client support centers that provide sample pickup and/or the delivery of sampling supplies. If you would like assistance from one of our support offices, please contact our main office. **ESC Lab Sciences performs all testing at our central laboratory.**

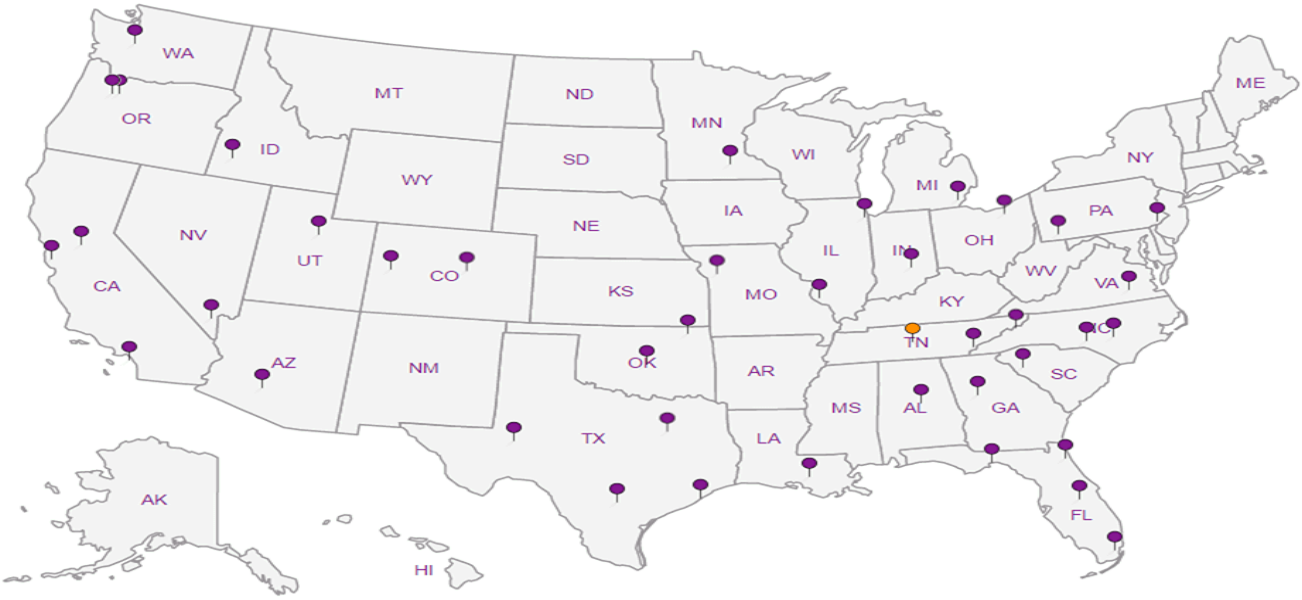

Company Name/Address:
Pinyon Environmental
1408 W. Mendoza Avenue
Mesa, AZ 85202

Billing Information:

Report to: Steve Sutherland

Email To: sutherland@pinyon-env.com

Project Description: ADEQ - 260 and Johnson Lane

City/State Collected: Lakeside, AZ

Phone: 303-785-7697
Fax:

Client Project # 717100604

Lab Project #

Collected by (print): Steve Sutherland

Site/Facility ID #

P.O. #

Collected by (signature):

Rush? (Lab MUST Be Notified)
___ Same Day 200%
___ Next Day 100%
___ Two Day 50%
___ Three Day 25%

Date Results Needed: STANDARD TAT

Email? ___No ___Yes
FAX? ___No ___Yes

Canister Pressure/Vacuum

Analysis: TO-15 SUMMA *Only report compounds listed below*

Chain of Custody Page 1 of 1

ESC LAB SCIENCES
YOUR LAB OF CHOICE
12065 Lebanon Rd
Mount Juliet, TN 37122
Phone: 615-758-5858
Phone: 800-767-5859
Fax: 615-758-5859

L# 951773
Ta M186
Acctnum: PINYONMAZ
Template:
Prelogin:
TSR:
PB:
Shipped Via:

Sample ID	Sample Description	Can #	Date	Time	Initial	Final	TO-15 SUMMA				Rem./Contaminant	Sample # (lab only)
	Suite 1	5721	12/4/17	1500	23	3	X					01
	Ambient	6839	12/4/17	1519	20	3	X					02
	Suite 3	7313	12/4/17	1530	23	3	X					03
	Suite 6	6534	12/4/17	1525	23	3	X					04

Remarks: **Only report- PCE, Benzene, Ethyl-Benzene, 1,3-Butadiene**

Hold #

Relinquished by: (Signature)	Date:	Time:	Received by: (Signature)
	12/11/17	1130	Tanya Ray
Tanya Ray	12/11/17	1800	SWA
			860

Samples returned via: ☐ UPS ☐ FedEx ☐ Courier ☐ Client

Temp: AMB °C Bottles Received: 24

Date: 12/12/17 Time: 9:48

Condition: (lab use only) ✓

COC Seal Intact: ___Y ___N ___NA

pH Checked: NCF:

ESCAZ

ESC LAB SCIENCES
Cooler Receipt Form

Client: PINYOUMAN	SDG#	906773	
Cooler Received/Opened On: 12/12/17	Temperature:	AMB	
Received by : Christian Kacar			
Signature:			

Receipt Check List	NP	Yes	No
COC Seal Present / Intact?	✓		
COC Signed / Accurate?		✓	
Bottles arrive intact?		✓	
Correct bottles used?		✓	
Sufficient volume sent?		✓	
If Applicable			
VOA Zero headspace?			
Preservation Correct / Checked?			

Appendix D – Threatened and Endangered Species Table

Appendix L Threatened and Endangered Species Table

ESA Species	Status	Habitat and Species Information[1]	Occurrence in Study Area	Risk Analysis
Mammals				
Gray Wolf (*Canis lupus*)	FE	Occupies a wide range of habitats, including alpine, desert, forests, and grasslands. Burrows underground dens for bearing young. Tends to prefer areas with few roads and avoids areas of human occupation, and the species has been extirpated from the State of Arizona.	No. Suitable habitat does not occur in the study area,	None. Exposure pathway is incomplete because the gray wolf has been extirpated from the state of Arizona and suitable habitat does not occur; therefore, the wolf would not be present in the study area.
Mexican Wolf (*Canis lupus baileyi*)	PEXP	Occupies a wide range of habitats, including alpine, desert, forests, and grasslands. Burrows underground dens for bearing young. Tends to prefer areas with few roads and avoids areas of human occupation, and there are only 114 Mexican wolves in the wild.	No. Suitable habitat does not occur in the study area,	None. Exposure pathway is incomplete because suitable habitat does not occur, and there are only 114 Mexican wolves in the wild; therefore, the wolf would not be present in the study area.
Birds				
Mexican Spotted Owl *(Strix occidentalis lucida)*	FT	Spotted owls nest and roost primarily in closed-canopy forests or rocky canyons. They nest on cliff ledges, in stick nests built by other birds, on debris platforms in trees, and in tree cavities. In southern Utah, Colorado, and some portions of northern New Mexico, most nests are in caves or on cliff ledges in rocky canyons. Elsewhere, they also use caves and cliffs, but the majority of nests appear to be in trees. Forests used for roosting and nesting often contain mature or old-growth stands with complex structure, are typically uneven-aged, multistoried, and have high canopy closure. A wide variety of trees are used for roosting, but Douglas-fir is the most commonly used tree species.	No. Suitable habitat does not occur in the study area.	None. Exposure pathway is incomplete because suitable habitat does not occur and the Mexican Spotted Owl would not be present in the study area.

ESA Species	Status	Habitat and Species Information[1]	Occurrence in Study Area	Risk Analysis
Birds				
Yellow-billed Cuckoo (*Coccyzus americanus*)	FT	Yellow-billed cuckoos prefer open woodlands with clearings and a dense shrub layer. They are often found in woodlands near streams, rivers or lakes. In North America, their preferred habitats include abandoned farmland, old fruit orchards, successional shrubland and dense thickets.	No. Suitable habitat does not occur in the study area.	None. Exposure pathway is incomplete because suitable habitat does not occur and the Yellow-billed Cuckoo would not be present in the study area.
Reptiles				
Northern Mexican Gartersnake (*Thamnophis eques megalops*)	FT	Lives in habitat with permanent water bodies with associated vegetation such as stock tanks, lakes, streams, and riparian areas.	No. Suitable habitat does not occur in the study area.	None. Exposure pathway is incomplete because suitable habitat does not occur and the northern Mexican gartersnake would not be present in the study area.
Amphibians				
Chiricahua Leopard Frog (*Rana chiricahuensis*)	FT	Associated with cienega wetlands (which are alkaline freshwater wet meadows with permanently saturated soils in otherwise arid landscapes), springs, pools, stock tanks, lakes and reservoirs, streams and rivers. Requires permanent or semi-permanent standing water for breeding.	No. Suitable habitat does not occur in the study area.	None. Exposure pathway is incomplete because suitable habitat does not occur and the Chiricahua leopard frog would not be present in the study area.

Notes:
FT = federally listed as threatened
FE = federally listed as endangered
PEXP = Proposed Experimental Population, Non-Essential
ESA = Endangered Species Act
USFWS = United States Fish and Wildlife Service
[1] Source: NatureServe, 2018. "NatureServe Explorer: An online encyclopedia of life [web application]. Version 7.1," NatureServe, Arlington, Virginia. Available http://www.natureserve.org/explorer. Accessed April 2018.

Appendix E – Potential Receptors

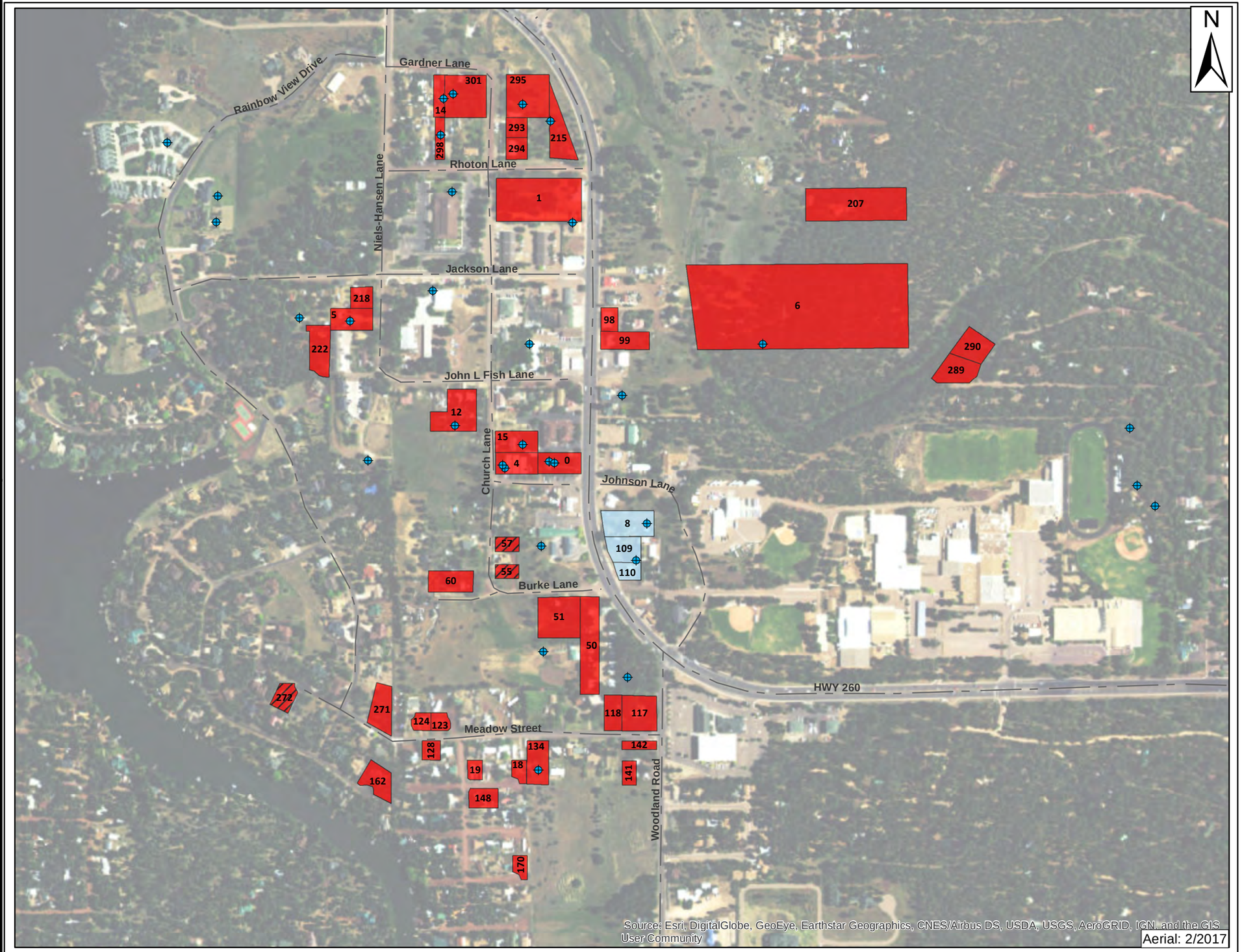

Legend

- Well Locations
- Centerline

Parcels

- Potential Receptor (Address Unknown)
- Potential Receptor (Known Address)
- Location of Earl's Dry Cleaning (No AWC Service)

Parcel boundaries are approximate

1. "Potential Receptor (Address Unknown)" - Aerial photo review indicates property may be developed property.

2. "Potential receptor (Known Address)" - Arizona Water Company (AWC) service records do not list these properties.

0 400 800 1,600 Feet

Appendix A

Potential Receptor Survey

Highway 260 and Johnson Lane, WQARF Site
Pinetop-Lakeside, Arizona

TETRA TECH
complex world | CLEAR SOLUTIONS™

Approved	CJ
Drafted	CM
Date	6/12/2017
Project: 117-1303-066	

Coordinate System: WGS 1984 Web Mercator Auxiliary Sphere
Projection: Mercator Auxiliary SphereWGS 1984

Appendix A
Potential Receptor Survey
Hwy 260 and Johnson Lane
Pinetop-Lakeside, Arizona

ID #	Parcel Number	Address	AWC Service List (Y/N)	Well Onsite (Y/N)	Comment
0	212-28-033A	1629 White Mountain Blv	N	Y	Kengla Well 1 & Kengla Well 1R
1	212-28-006	1697 W White Mountain Blvd	N	Y	Rose Well
4	212-28-032A	1812 Johnson Ln	N	Y	Kengla Well 3 & Kengla Well 3N
5	212-31-018C	1346 N Niels Hansen Ln	N	Y	Marinello Well
6	212-28-063	1670 W White Mountain Blvd	N	Y	Rowley Well
8	212-28-049	1620 W White Mountain Blvd	N	Y*	Earl N Well
12	212-28-036B	1881 John L Fish Ln	N	Y	Lee Well
14	212-21-029	1917 Gardner Ln	N	Y	Coplan Well
15	212-28-031	1186 N Church Ln	N	Y	Kengla #2 Well
18	212-32-039	1808 Grove Drive	N	N	
19	212-32-042	1874 Grove Drive	N	N	
50	212-28-054	1609 W White Mountain Blvd	N	N	
51	212-28-055C	Church Lane	N	Y	Burke Well[1]
55	212-28-045J	Church Lane	-	N	Address Unknown
57	212-28-045G	N Church Lane	-	N	Address Unknown
60	212-28-040A	940 N Church Lane	N	N	
98	212-28-018	1662 W White Mountain Blvd	N	N	
99	212-28-019	7585 Pine Tree Lane	N	N	
109	212-28-051	1612 W White Mountain Blvd	N	Y*	Earl S Well
110	212-28-052	W White Mountain Blvd	N	N*	
117	212-32-063	1630 Meadow Street	N	N	
118	212-32-066B	1664 Meadow Street	N	N	
123	212-32-059	1920 Meadow Street	N	N	
124	212-32-060A	1936 Meadow Street	N	N	
128	212-32-048	1951 Meadow Street	N	N	
134	212-32-072	1777 Meadow Street	N	Y	Fish Well
141	212-32-065	1623 Meadow Street	N	N	
142	212-32-064B	1629 Meadow Street	N	N	
148	212-32-036	1853 Grove Drive	N	N	
162	212-16-038	Pinecreek Dr	N	N	
170	212-32-016B	1810 Lee's Drive	N	N	
207	212-30-001F	1519 Lyerly Dr	N	N	
215	212-21-038	1711 W White Mountain Blvd	N	Y	Rhoton E Well
218	212-31-018B	1378 N Niels Hansen Ln	N	N	
222	212-31-137C	1268 N Niels Hansen Ln	N	N	
271	212-16-032	2030 Driftwood Way	N	N	
272	212-16-100	West Shoreline Cir	-	N	Address Unknown
289	212-27-071	1142 W Billy Creek Dr	N	N	
290	212-27-070	1094 W Billy Creek Dr	N	N	
293	212-21-040	1631 N Church Ln	N	N	
294	212-21-041	1595 Church Ln	N	N	
295	212-21-039	1683 N Church Ln	N	Y	Rhoton N Well
298	212-21-035E	1904 W Rhoton Ln	N	Y	Lawrence Well
301	212-21-028	1684 N Church Ln	N	Y	Rhoton NW Well

Notes:

* - Earl Properties

Unknown - Address is unknown, but aerial photo indicates property may be developed

[1] - Well associated with this residence, but is located on the owner's adjacent parcel

Appendix F – Boring Logs and Well Completion Diagrams

BORING: EB-1/MW-1 **DATE:** December 4, 2017

PROJECT: ADEQ 260 and Johnson Lane

PROJECT NUMBER: 7/17-100-604

PROJECT ADDRESS: 260 and Johnson Lane, Lakeside, AZ

CLIENT: ADEQ

DRILLING METHOD: Sonic

SAMPLING METHOD: Continuous Core

FIELD GEOLOGIST: S. Sutherland

DEPTH (feet)	USCS	Lithologic Description	PID (ppm)
0–2	SW	Gravelly sand, medium gray, very fine to medium grained sand with small sub-angular gravel, some silt, dry.	0.00
2–4	SM	Silty sand, reddish brown, very fine to fine grained sand with silt, some clay, variably low to medium cementation, damp	0.00
4–6		Gray, decreased clay content and decreased cementation, mixed in volcanic gravels (vesicular), damp.	0.00
6–8		Sand, is predominatly fine to medium grained.	0.00
8–10		Brownish gray, increased clay content, sand very fine to fine grained, weakly cemented modules.	0.00
10–12			
12–14	Basalt	Basalt, gray, solid, with minor vesicles, dry	0.00
14–16			
16–18			
18–20			
20–22			
22–24			
24–26			
26–28			
28–30			
30–32			
32–34	SM-ML	Brownish red silt with very fine to fine grained sand, some clay, stiff, moist to wet. (Proposed water-bearing zone from 32-34 feet)	0.00
34–36		Decreasing silt, trace medium to coarse sand, increasing stiffness, moist.	0.00
36–38	SM-SC	Silty-clayey sand, increased clay content, dark reddish brown, stiffness increasing, moist. (Proposed water-bearing zone from 43-48 feet).	0.00
38–40	SM	Silty sand, dark brown, layered structure, very fine to medium grained sand, mottled black spots and mottled cementation, moist to wet.	0.00
40–42	SW-SM	Silty sand, dark gray-brown, silt with very fine to medium grained sand, some coarse sand, some sub-rounded small gravels (gravels are vesicular basalt/cinders), moist.	0.00
42–44	SM-SC	Silty-clayey sand, dark reddish brown, very fine to fine grained sand with silt and clay, stiff, moist.	0.00
44–46	SW-SM	Silty sand, dark gray-brown, silt with very fine to medium grained sand, some coarse sand, some sub-rounded small gravels (gravels are vesicular basalt/cinders), moist.	0.00
46–48			
48–50			
50–52			
52–54			
54–56			
56–58			
58–60	Basalt	Basalt, gray with moderate vesicles, wet.	0.00
60–62			

Depth to Water (ft)

PID (ppm) 0 0.25 0.5 0.75 1

Lab Samples

Well Construction

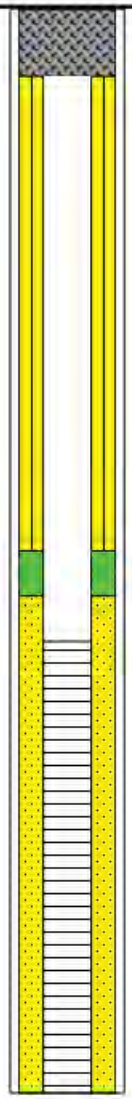

BORING: EB-1/MW-1	**DATE:** December 4, 2017
PROJECT: ADEQ 260 and Johnson Lane	
PROJECT NUMBER: 7/17-100-604	
PROJECT ADDRESS: 260 and Johnson Lane, Lakeside, AZ	
CLIENT: ADEQ	
DRILLING METHOD: Sonic	**FIELD GEOLOGIST:** S. Sutherland
SAMPLING METHOD: Continuous Core	

Pinyon Environmental, Inc.

DEPTH (feet)	USCS	Lithologic Description	Depth to Water (ft)	PID (ppm)	Lab Samples	Well Construction
64	SW-SM	Silty sand, dark gray-brown, silt with very fine to medium grained sand, some coarse sand, some sub-rounded small gravels (gravels are vesicular basalt/cinders), moist.		0.00		
66						
68						
70						
72	Basalt	Basalt, gray,wet		0.00		
74						
76						
78						
80		Volcanic cinder, black, highly vesicular, wet.		0.00		
82		Basalt, gray to black, decreased vesicles		0.00		
84						
86						
88						
90						
92	SM-ML	Silty sand, brownish red, less silt than at 32 feet and less stiff, trace clay, small to large sub-rounded vesiular gravels throughout		0.00		
94						
96						
98						
100						

PID (ppm) 0 0.25 0.5 0.75 1

WELL CONSTRUCTION LEGEND

- Bentonite Chips
- Schedule 40 .020 Slot Screen
- Cement Bentonite Grout
- 10 / 20 Silica Sand
- Casing
- Concrete Surface Completion

BORING: MW-2 **DATE:** December 4, 2017

PROJECT: ADEQ 260 and Johnson Lane

PROJECT NUMBER: 7/17-100-604

PROJECT ADDRESS: 260 and Johnson Lane, Lakeside, AZ

CLIENT: ADEQ

DRILLING METHOD: Sonic

SAMPLING METHOD: Continuous Core

FIELD GEOLOGIST: S. Sutherland

DEPTH (feet)	USCS	Lithologic Description	Depth to Water (ft)	PID (ppm)	Lab Samples
0–4.5	SM	Silty sand, reddish brown, very fine to fine grained sand, with some silt and cinder gravels (highly vesicular).		0.00	
4.5–8	SM	Brown-gray, increasing clay content, weakly cemented nodules.		0.00	
8–30	Basalt	Basalt, brown-gray, solid, with minor vesicles, dry.		0.00	





BORING: MW-2	**DATE:** December 4, 2017
PROJECT: ADEQ 260 and Johnson Lane	
PROJECT NUMBER: 7/17-100-604	
PROJECT ADDRESS: 260 and Johnson Lane, Lakeside, AZ	
CLIENT: ADEQ	
DRILLING METHOD: Sonic	**FIELD GEOLOGIST:** S. Sutherland
SAMPLING METHOD: Continuous Core	

Pinyon Environmental, Inc.

DEPTH (feet)	USCS	Lithologic Description	Depth to Water (ft)	PID (ppm)	Lab Samples	Well Construction
32		Silt and sand, dark brown, very fine to medium grained sand, with vesicular sub-rounded gravels,wet.		0.00		
34	SM-ML	Brownish red, some clay, stiff, moist to wet.		0.00		
36	SM-SC	Sity-Clayey sand, dark reddish brown, stiff, moist.				
38	SM	Silty sand, dark brown very fine to fine grained sand, with black specks (mottled), moist.		0.00		
42						
44	SW-SM	Silty sand, gray-brown, silt with very fine to medium grained sand, some coarse sand, loose; highly vesicular basalt gravels throughout.		0.00		
46						
48	Basalt	Basalt - gray, with some brownish-red silty sand inclusions ; moderately vesicular, wet. Total Boring Depth = 50'		0.00		
50						

PID (ppm) 0 0.25 0.5 0.75 1

WELL CONSTRUCTION LEGEND

- Bentonite Chips
- Schedule 40 .020 Slot Screen
- Cement Bentonite Grout
- 10 / 20 Silica Sand
- Casing
- Concrete Surface Completion

Appendix G – Concentration vs Time Plots

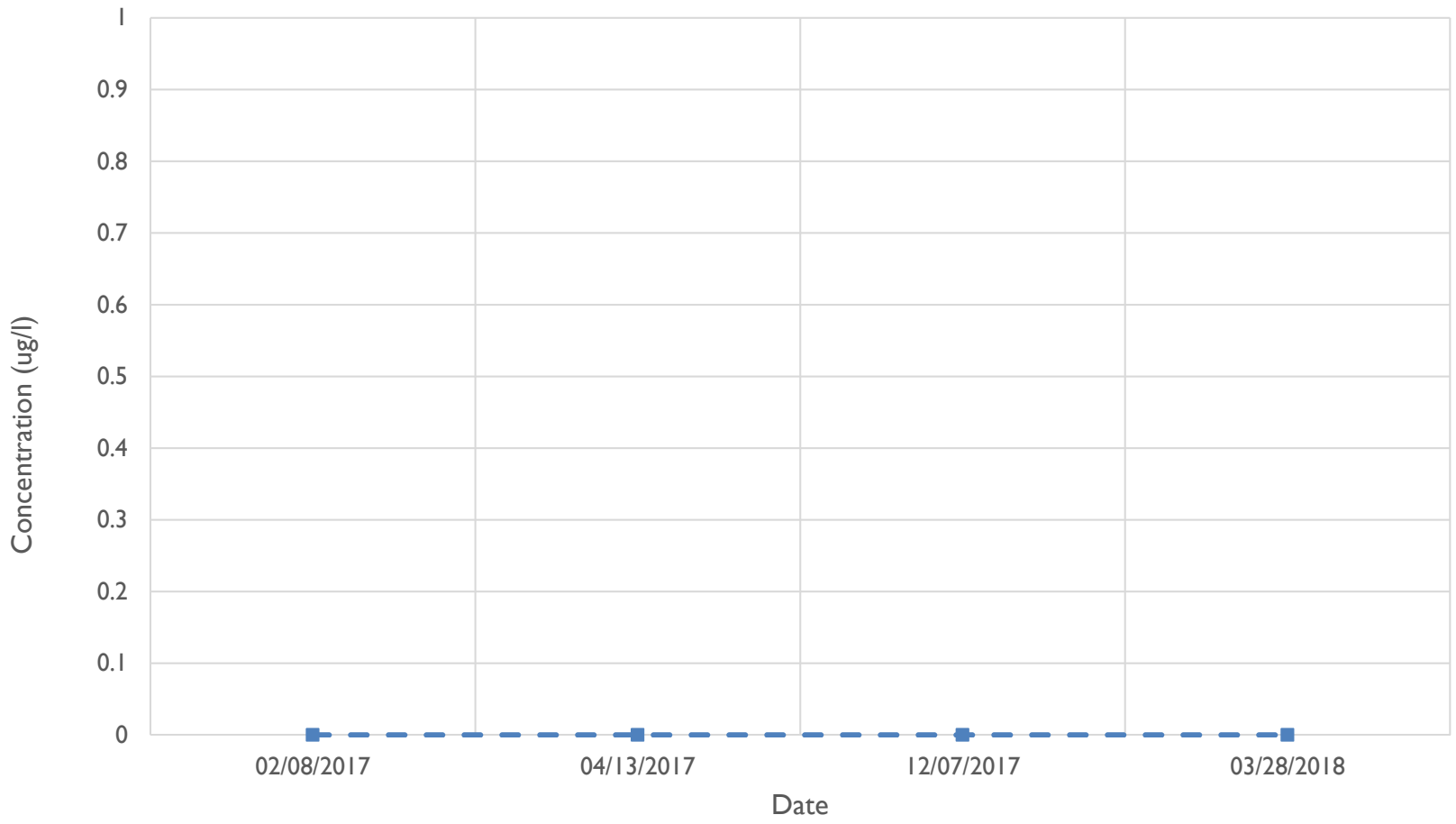

Legend

- cis-1,2-Dichloroethene
- trans-1,2-Dichloroethene
- Tetrachloroethene
- Trichloroethene
- Vinyl Chloride

ug/l – micrograms per liter

Detected result

Result below reporting limit

Notes:
Samples without a depth specified assumed to be shallowest interval.

Pinyon Environmental, Inc.

Concentration vs Time:
ADEQ-81397
Highway 260 and Johnson Lane,
Pinetop-Lakeside, Arizona

Drawn By: MGW	**Figure F-1**
Reviewed By: JPM	April 17, 2018

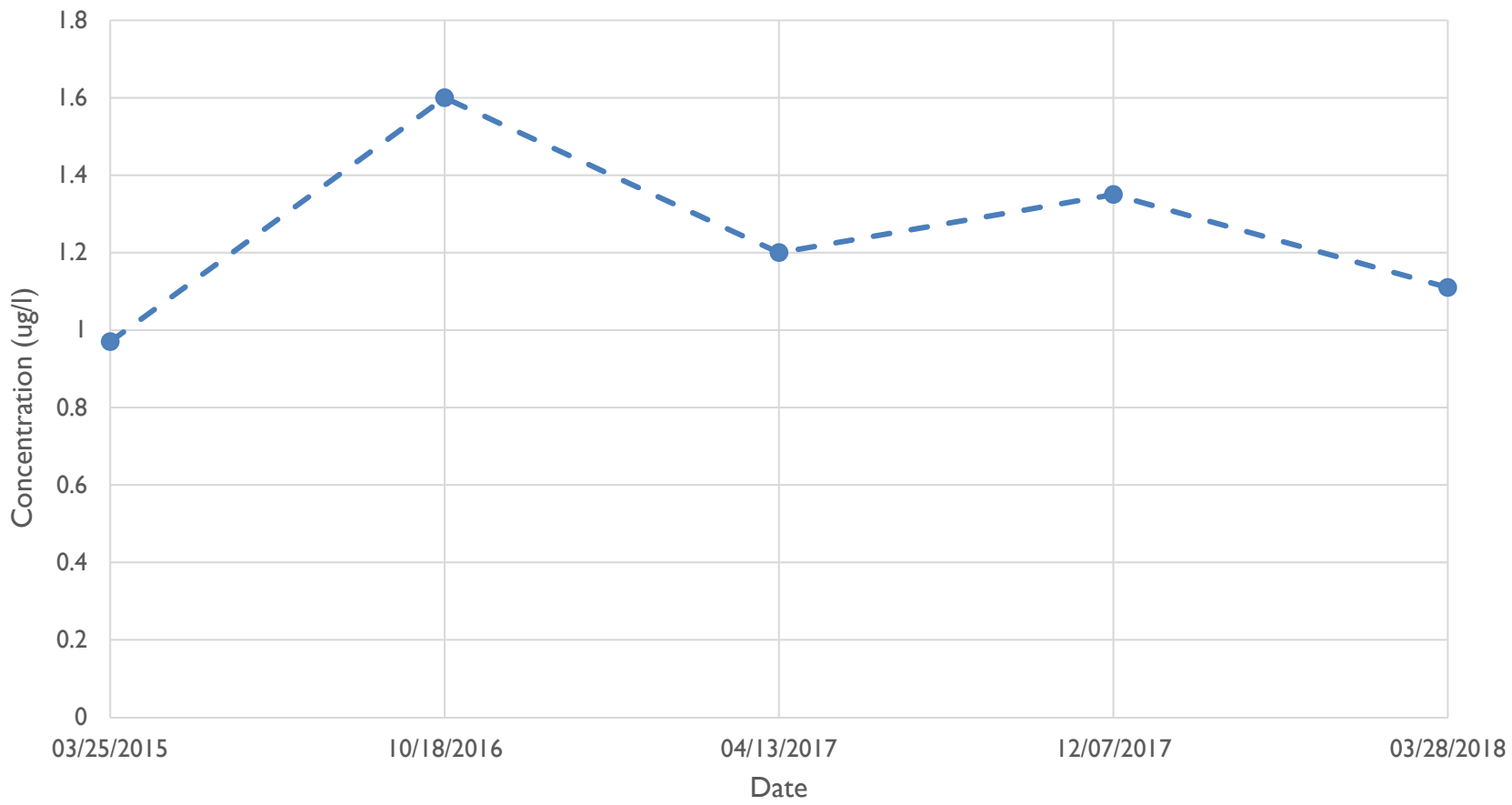

Legend

- cis-1,2-Dichloroethene
- trans-1,2-Dichloroethene
- Tetrachloroethene
- Trichloroethene
- Vinyl Chloride

ug/l – micrograms per liter

Detected result

Result below reporting limit

Notes:
Samples without a depth specified assumed to be shallowest interval.

Pinyon Environmental, Inc.

Concentration vs Time:
ADEQ-80227
Highway 260 and Johnson Lane,
Pinetop-Lakeside, Arizona

Drawn By: MGW	**Figure F-2**
Reviewed By: JPM	April 17, 2018

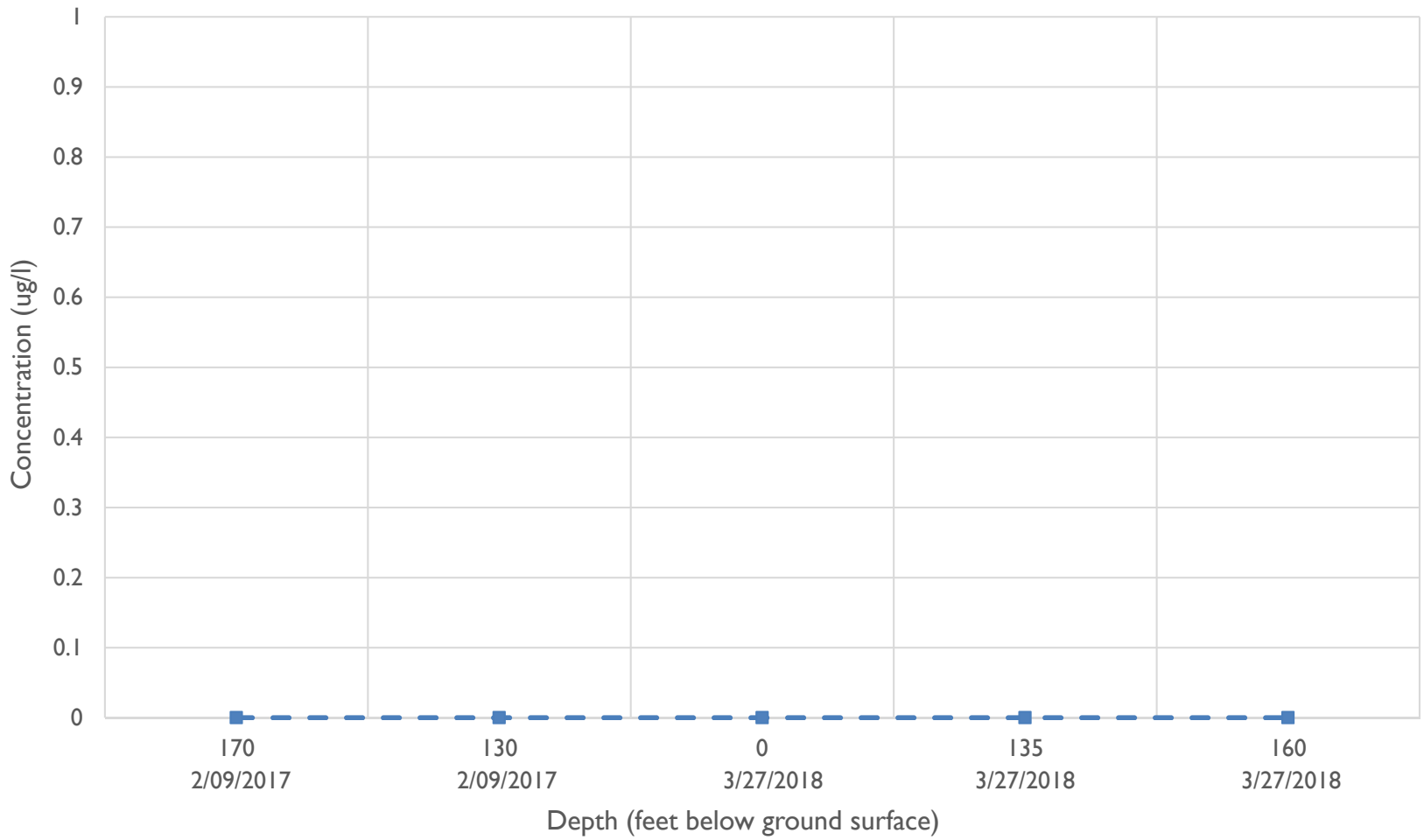

Legend

- cis-1,2-Dichloroethene
- trans-1,2-Dichloroethene
- Tetrachloroethene
- Trichloroethene
- Vinyl Chloride

ug/l – micrograms per liter

Detected result

Result below reporting limit

Notes:
Samples without a depth specified assumed to be shallowest interval.

Pinyon Environmental, Inc.

Concentration vs Time:
ADEQ-81399
Highway 260 and Johnson Lane,
Pinetop-Lakeside, Arizona

Drawn By: MGW	**Figure F-3**
Reviewed By: JPM	April 17, 2018

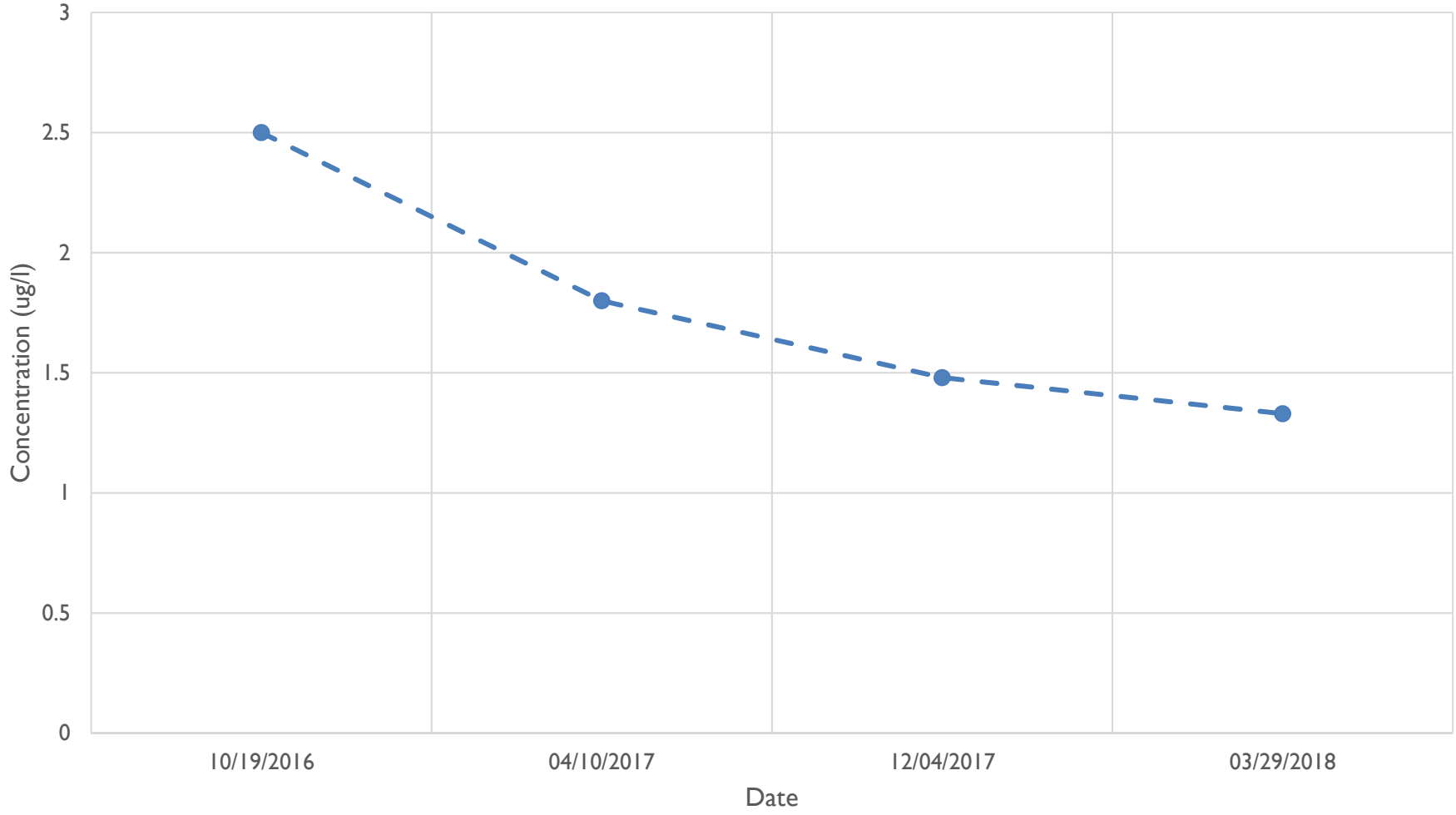

Legend

- cis-1,2-Dichloroethene
- trans-1,2-Dichloroethene
- Tetrachloroethene
- Trichloroethene
- Vinyl Chloride

ug/l – micrograms per liter

Detected result

Result below reporting limit

Notes:
Samples without a depth specified assumed to be shallowest interval.

Pinyon Environmental, Inc.

Concentration vs Time:
ADEQ-81403
Highway 260 and Johnson Lane,
Pinetop-Lakeside, Arizona

Drawn By: MGW	**Figure F-4**
Reviewed By: JPM	April 17, 2018

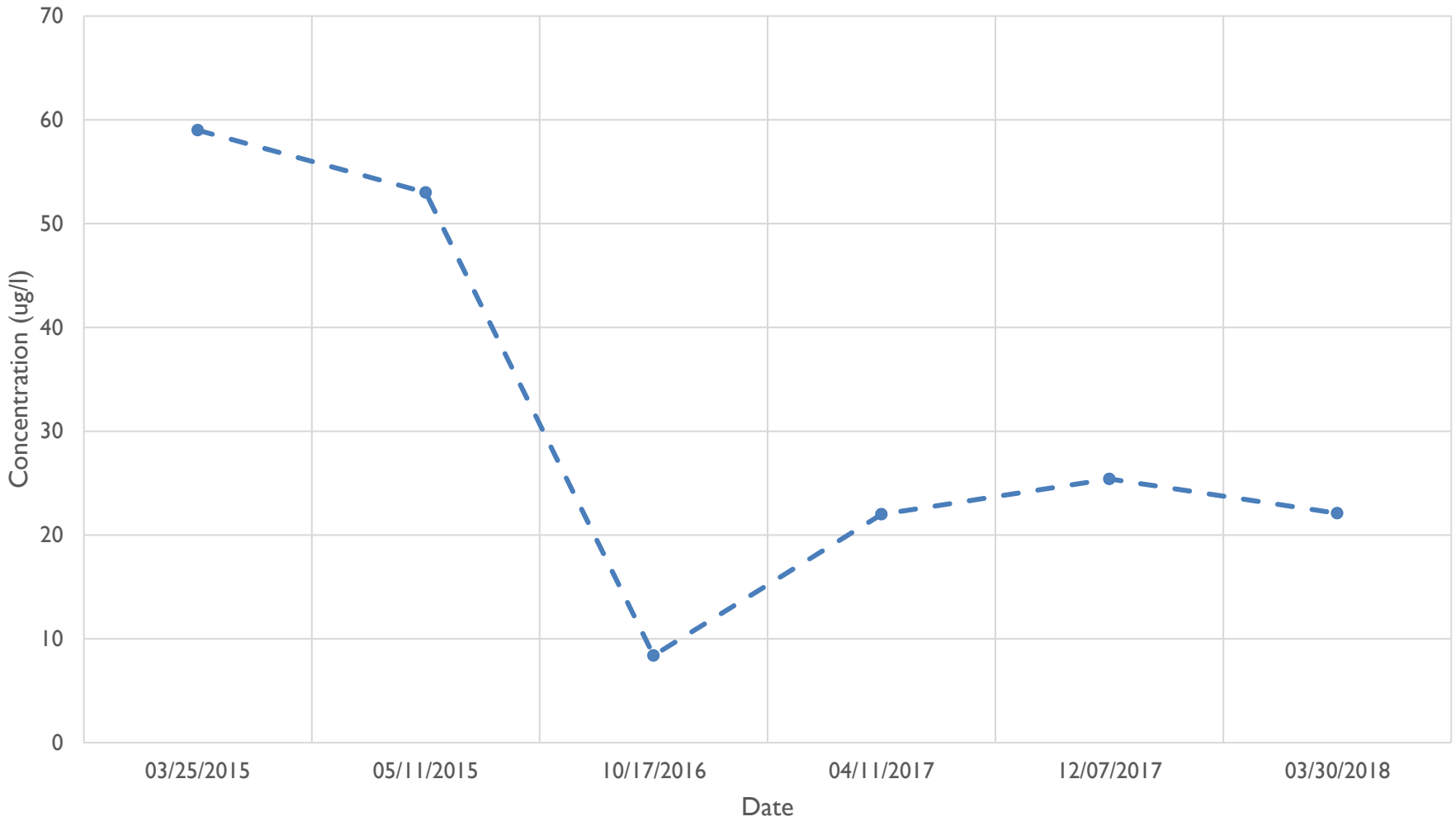

Legend

- cis-1,2-Dichloroethene
- trans-1,2-Dichloroethene
- Tetrachloroethene
- Trichloroethene
- Vinyl Chloride

ug/l – micrograms per liter

Detected result

Result below reporting limit

Notes:
Samples without a depth specified assumed to be shallowest interval.

Pinyon Environmental, Inc.

Concentration vs Time:
ADEQ-12173
Highway 260 and Johnson Lane,
Pinetop-Lakeside, Arizona

Drawn By: MGW	**Figure F-5**
Reviewed By: JPM	April 17, 2018

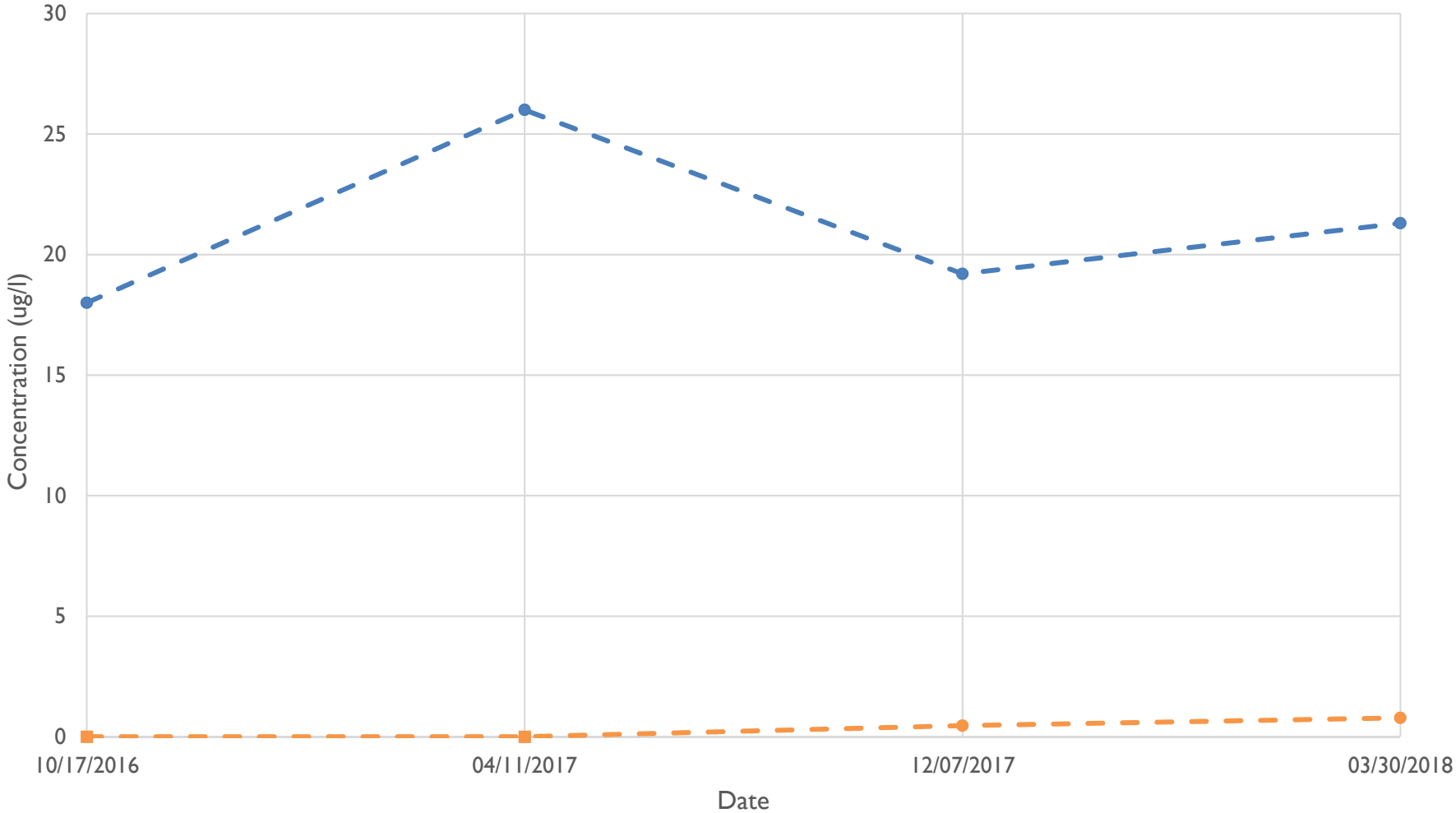

Legend

- cis-1,2-Dichloroethene
- trans-1,2-Dichloroethene
- Tetrachloroethene
- Trichloroethene
- Vinyl Chloride

ug/l – micrograms per liter

Detected result

Result below reporting limit

Notes:
Samples without a depth specified assumed to be shallowest interval.

Pinyon Environmental, Inc.

Concentration vs Time:
ADEQ-81398
Highway 260 and Johnson Lane,
Pinetop-Lakeside, Arizona

Drawn By: MGW	**Figure F-6**
Reviewed By: JPM	April 17, 2018

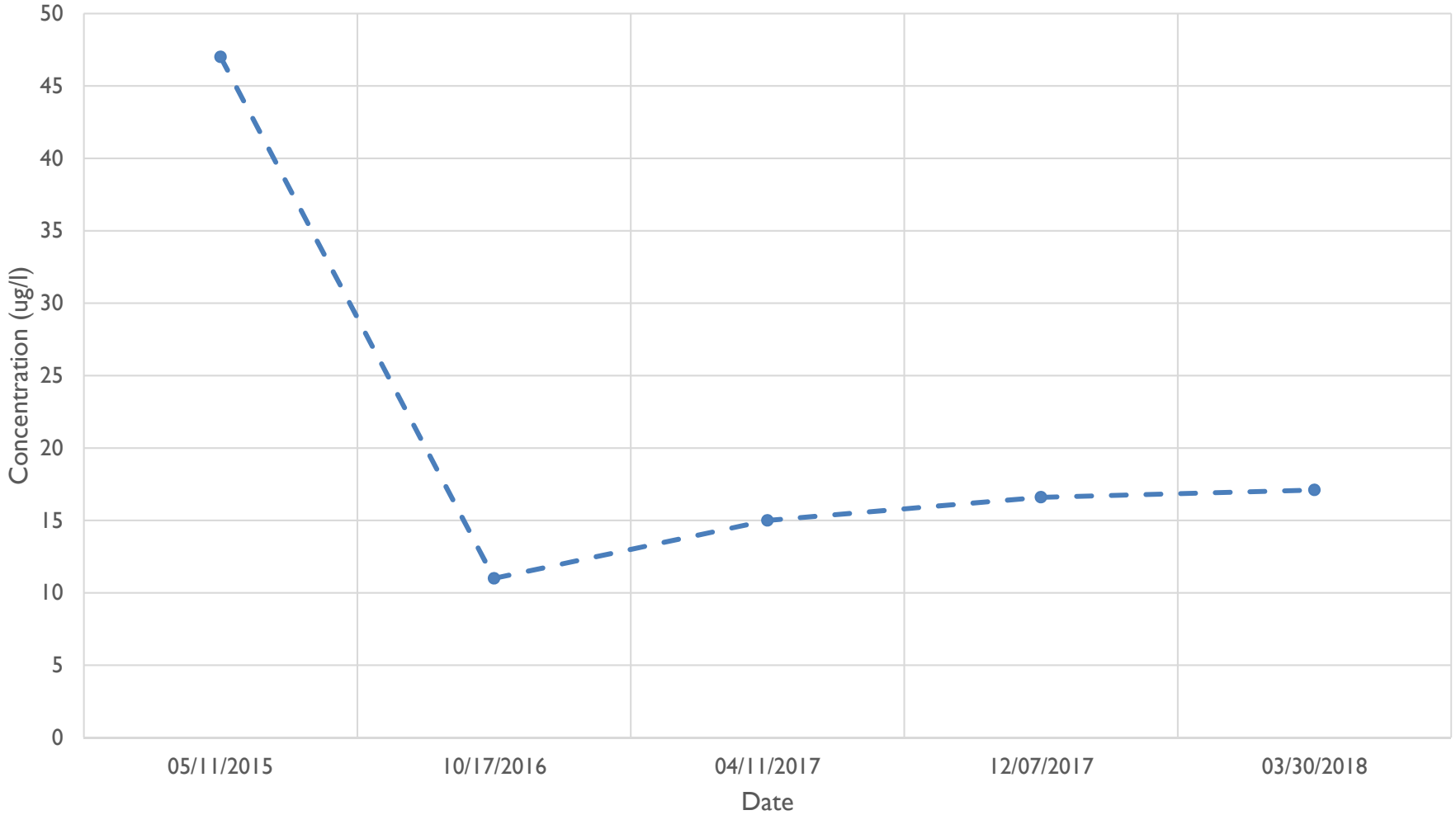

Legend

- cis-1,2-Dichloroethene
- trans-1,2-Dichloroethene
- Tetrachloroethene
- Trichloroethene
- Vinyl Chloride

ug/l – micrograms per liter

Detected result

Result below reporting limit

Notes:
Samples without a depth specified assumed to be shallowest interval.

Pinyon Environmental, Inc.

Concentration vs Time:
ADEQ-80426
Highway 260 and Johnson Lane,
Pinetop-Lakeside, Arizona

Drawn By: MGW	**Figure F-7**
Reviewed By: JPM	April 17, 2018

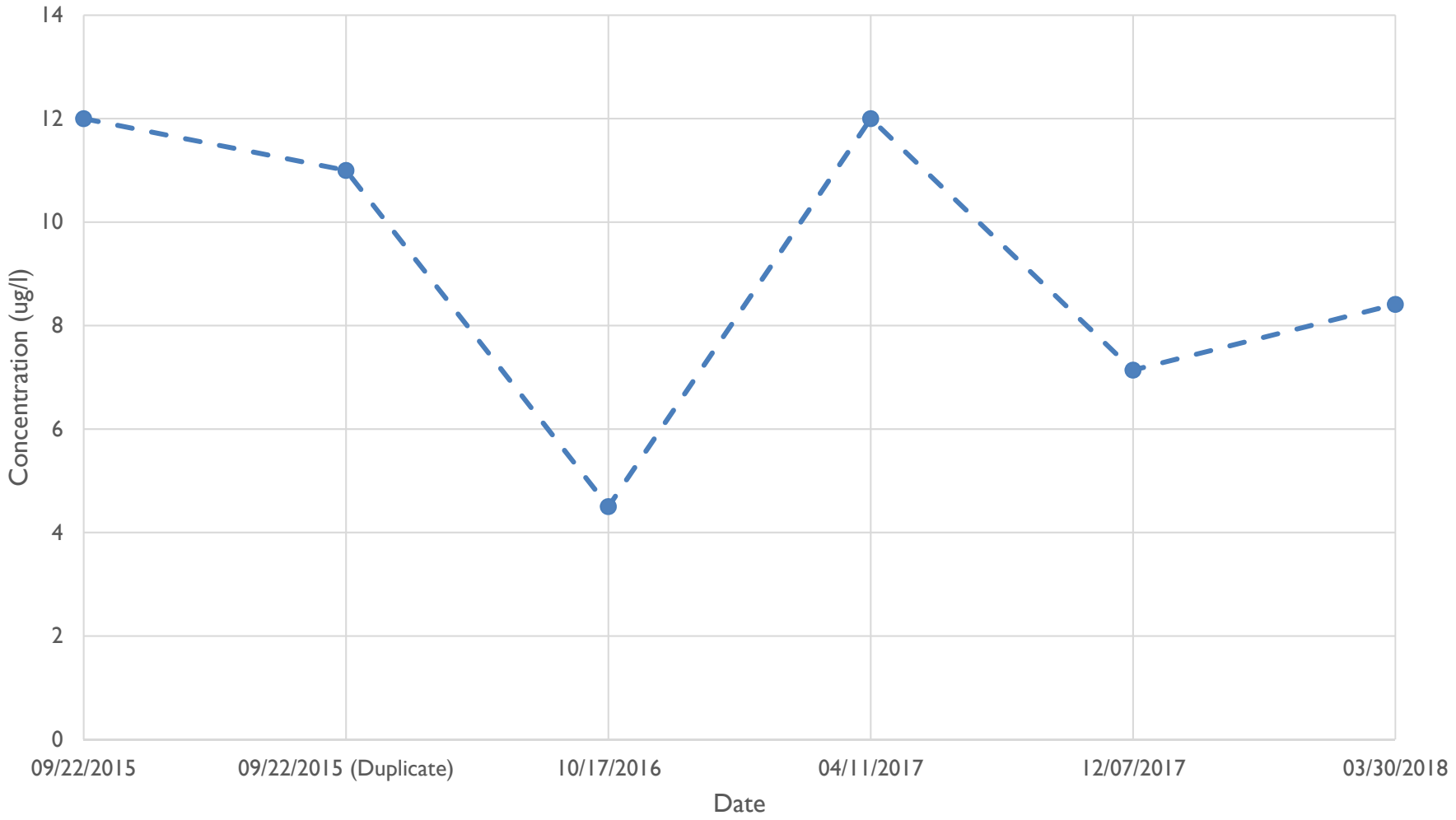

Legend

- cis-1,2-Dichloroethene
- trans-1,2-Dichloroethene
- Tetrachloroethene
- Trichloroethene
- Vinyl Chloride

ug/l – micrograms per liter

Detected result

Result below reporting limit

Notes:
Samples without a depth specified assumed to be shallowest interval.

Pinyon Environmental, Inc.

Concentration vs Time:
ADEQ-81400
Highway 260 and Johnson Lane,
Pinetop-Lakeside, Arizona

Drawn By: MGW	**Figure F-8**
Reviewed By: JPM	April 17, 2018

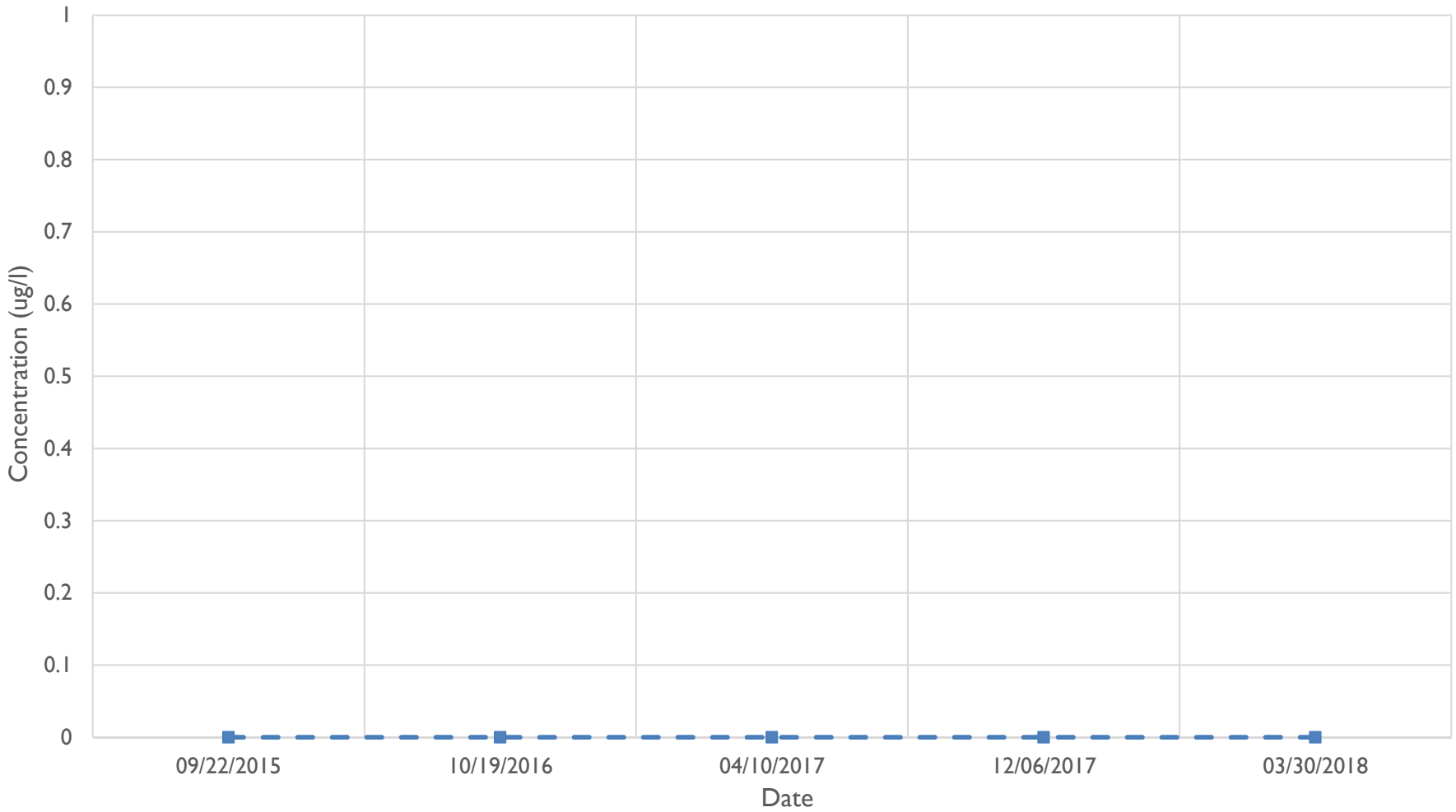

Legend

- cis-1,2-Dichloroethene
- trans-1,2-Dichloroethene
- Tetrachloroethene
- Trichloroethene
- Vinyl Chloride

ug/l – micrograms per liter

Detected result

Result below reporting limit

Notes:
Samples without a depth specified assumed to be shallowest interval.

Pinyon Environmental, Inc.

Concentration vs Time:
ADEQ-80427
Highway 260 and Johnson Lane,
Pinetop-Lakeside, Arizona

Drawn By: MGW	**Figure F-9**
Reviewed By: JPM	April 17, 2018

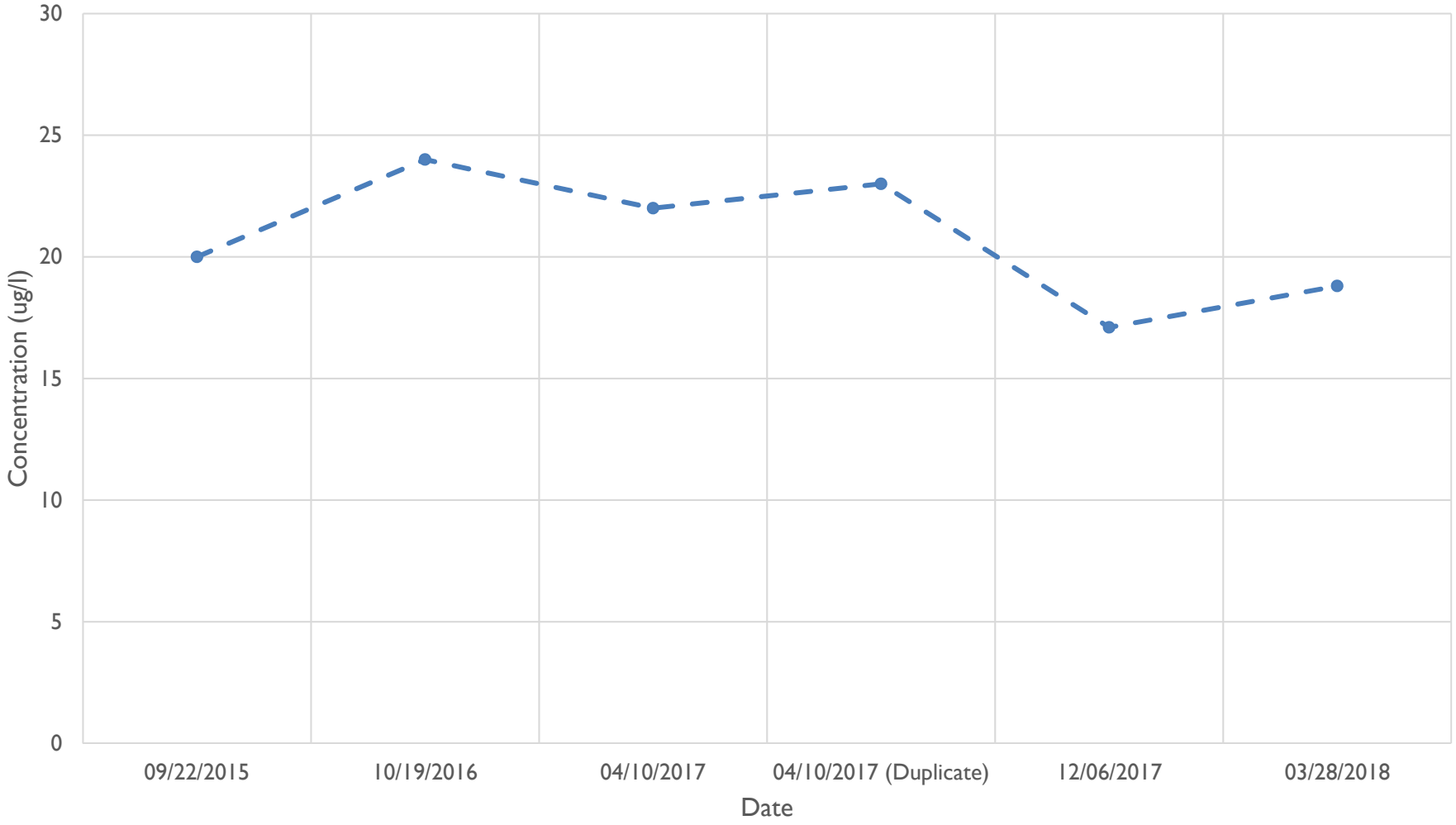

Legend

- cis-1,2-Dichloroethene
- trans-1,2-Dichloroethene
- Tetrachloroethene
- Trichloroethene
- Vinyl Chloride

ug/l – micrograms per liter

Detected result

Result below reporting limit

Notes:
Samples without a depth specified assumed to be shallowest interval.

Pinyon Environmental, Inc.

Concentration vs Time:
ADEQ-80431
Highway 260 and Johnson Lane,
Pinetop-Lakeside, Arizona

Drawn By: MGW	**Figure F-10**
Reviewed By: JPM	April 17, 2018

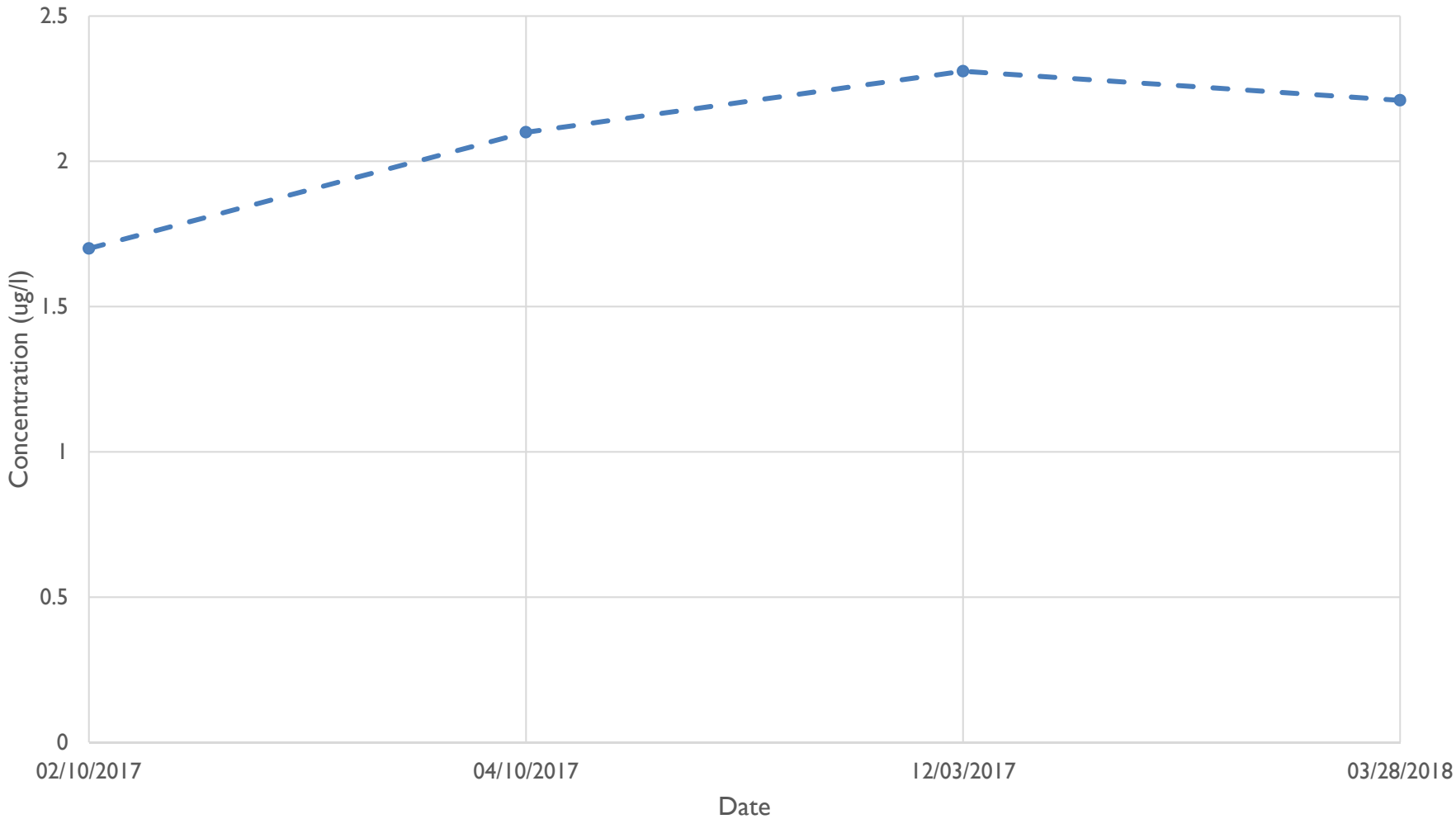

Legend

- cis-1,2-Dichloroethene
- trans-1,2-Dichloroethene
- Tetrachloroethene
- Trichloroethene
- Vinyl Chloride

ug/l – micrograms per liter

Detected result

Result below reporting limit

Notes:
Samples without a depth specified assumed to be shallowest interval.

Pinyon Environmental, Inc.

Concentration vs Time:
ADEQ-80432
Highway 260 and Johnson Lane,
Pinetop-Lakeside, Arizona

Drawn By: MGW	**Figure F-11**
Reviewed By: JPM	April 17, 2018

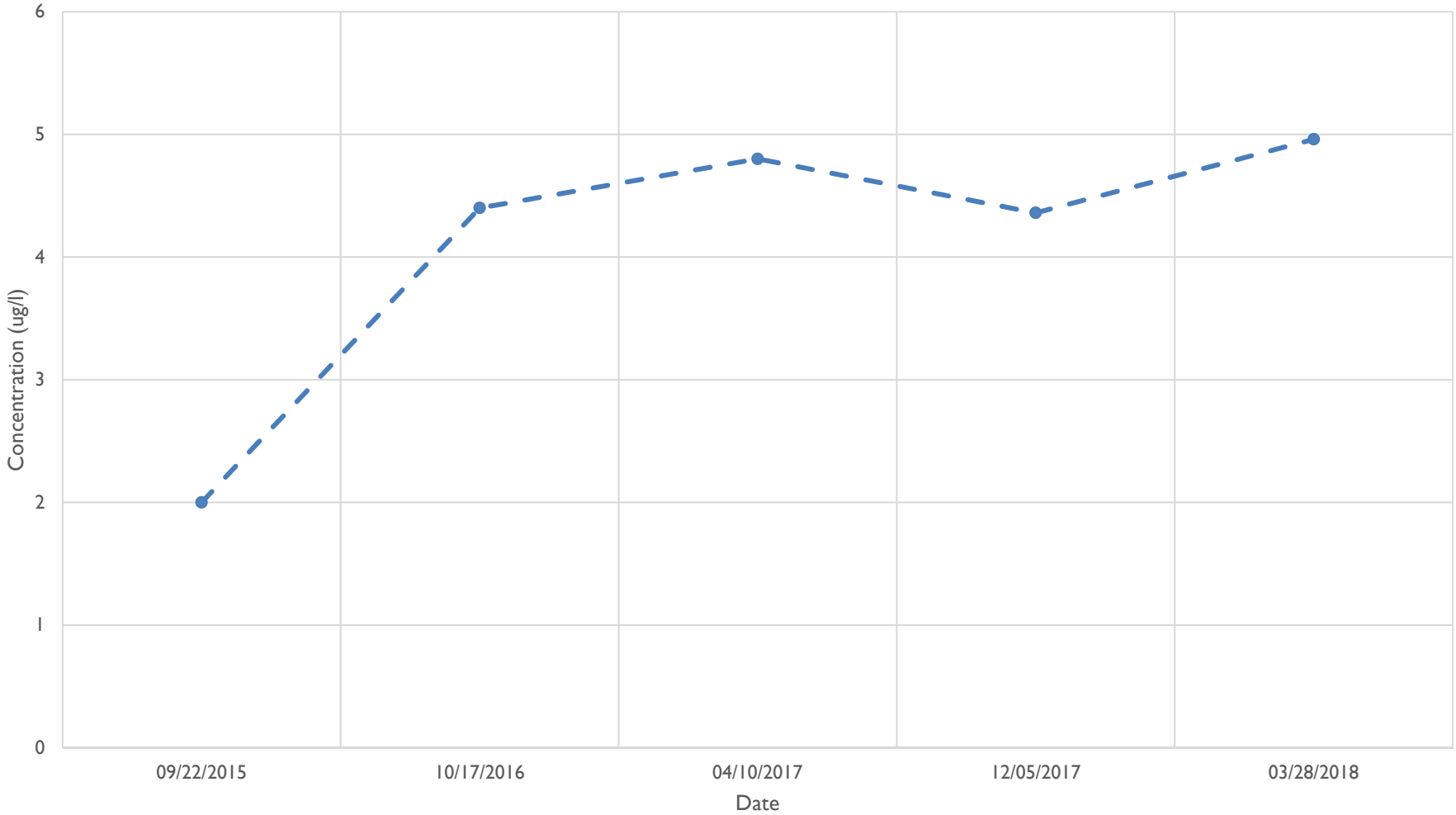

Legend

- cis-1,2-Dichloroethene
- trans-1,2-Dichloroethene
- Tetrachloroethene
- Trichloroethene
- Vinyl Chloride

ug/l – micrograms per liter

Detected result

Result below reporting limit

Notes:
Samples without a depth specified assumed to be shallowest interval.

Pinyon Environmental, Inc.

Concentration vs Time:
ADEQ-80434
Highway 260 and Johnson Lane,
Pinetop-Lakeside, Arizona

Drawn By: MGW	**Figure F-12**
Reviewed By: JPM	April 17, 2018

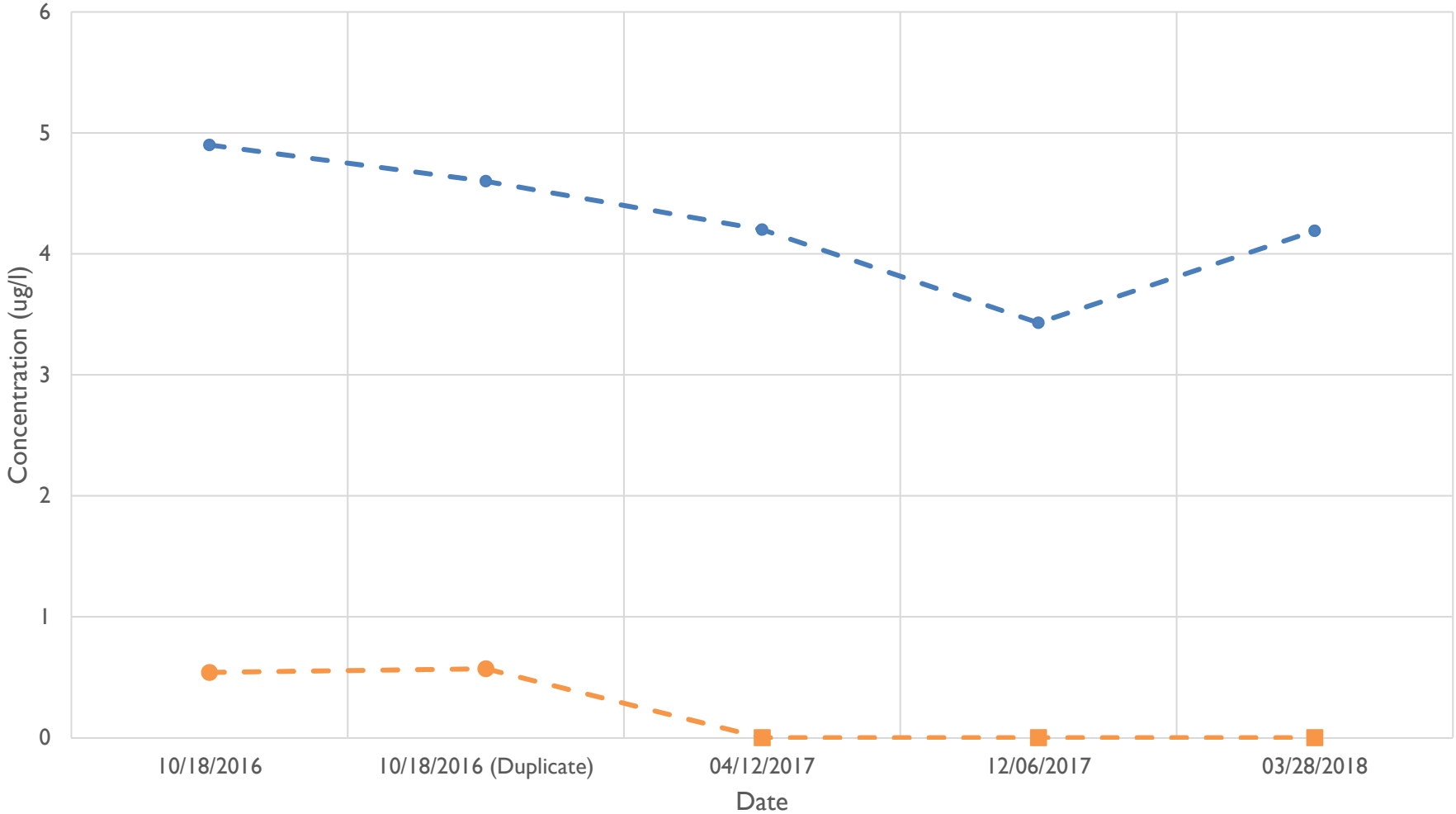

Legend

- cis-1,2-Dichloroethene
- trans-1,2-Dichloroethene
- Tetrachloroethene
- Trichloroethene
- Vinyl Chloride

ug/l – micrograms per liter

Detected result

Result below reporting limit

Notes:
Samples without a depth specified assumed to be shallowest interval.

Pinyon Environmental, Inc.

Concentration vs Time:
ADEQ-81401
Highway 260 and Johnson Lane,
Pinetop-Lakeside, Arizona

Drawn By: MGW	**Figure F-13**
Reviewed By: JPM	April 17, 2018

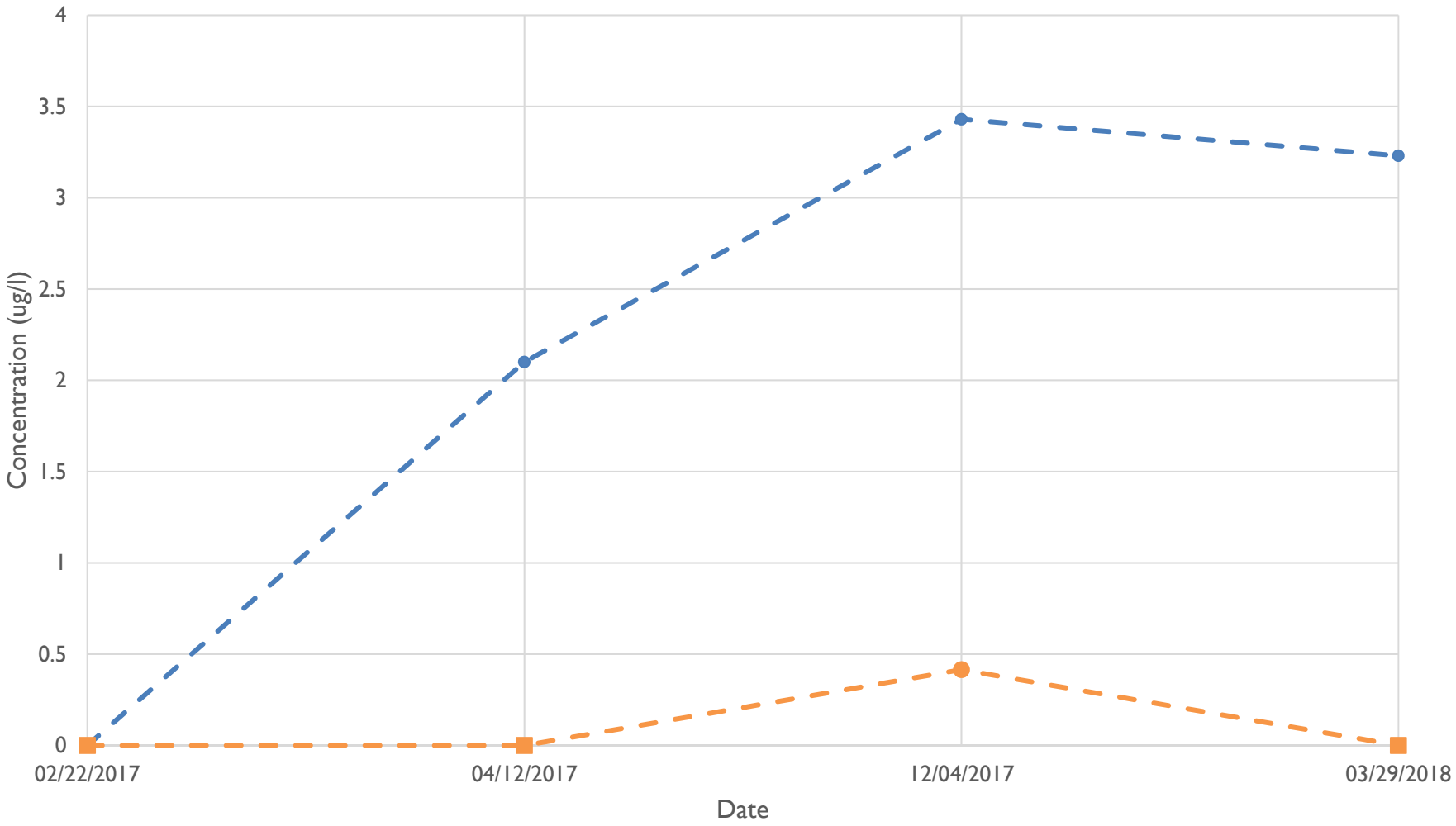

Legend

- cis-1,2-Dichloroethene
- trans-1,2-Dichloroethene
- Tetrachloroethene
- Trichloroethene
- Vinyl Chloride

ug/l – micrograms per liter

Detected result

Result below reporting limit

Notes:
Samples without a depth specified assumed to be shallowest interval.

Pinyon Environmental, Inc.

Concentration vs Time:
ADEQ-80430
Highway 260 and Johnson Lane,
Pinetop-Lakeside, Arizona

Drawn By: MGW	**Figure F-14**
Reviewed By: JPM	April 17, 2018

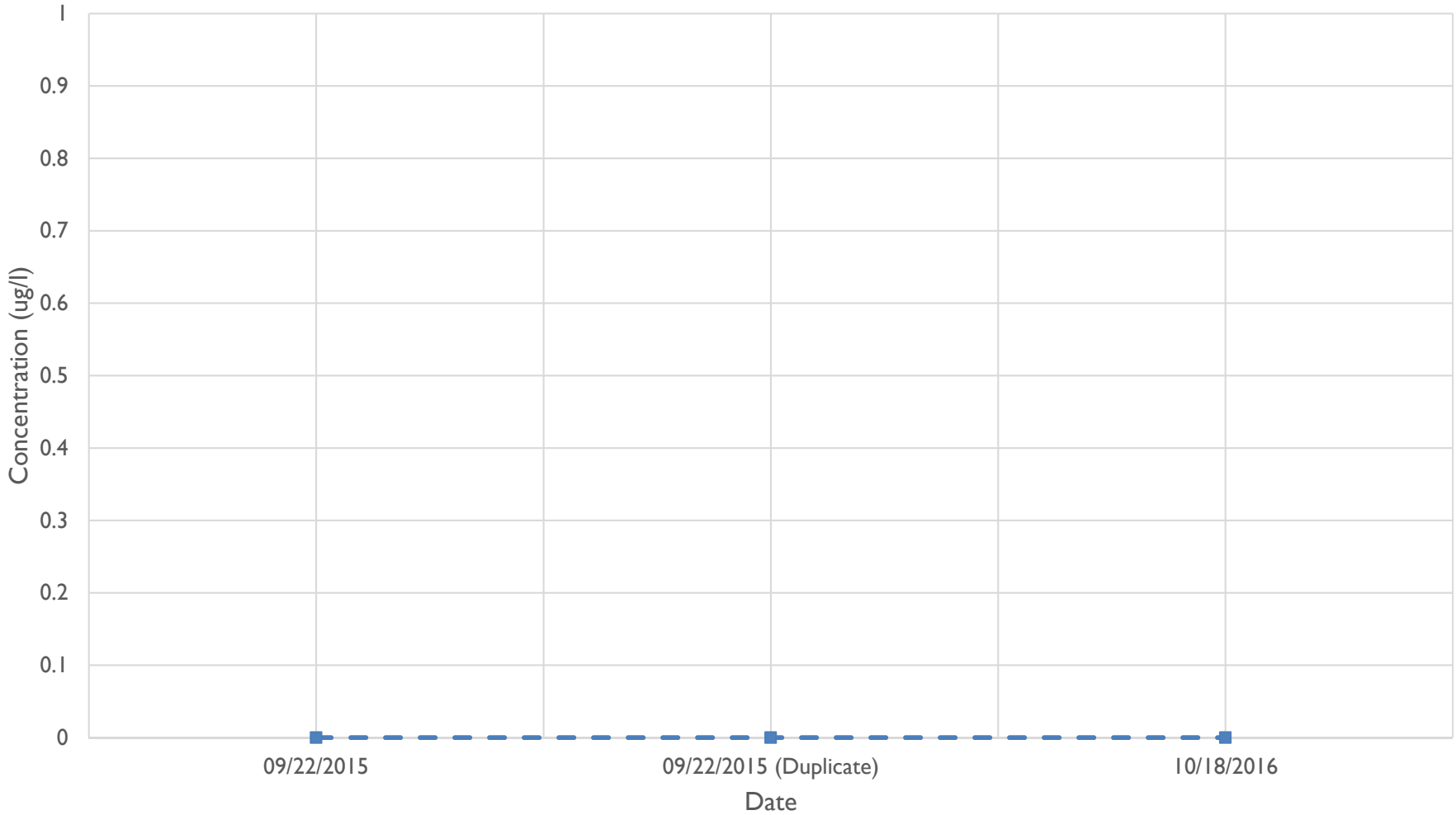

Legend

- cis-1,2-Dichloroethene
- trans-1,2-Dichloroethene
- Tetrachloroethene
- Trichloroethene
- Vinyl Chloride

ug/l – micrograms per liter

Detected result

Result below reporting limit

Notes:
Samples without a depth specified assumed to be shallowest interval.

Pinyon Environmental, Inc.

Concentration vs Time:
ADEQ-80408
Highway 260 and Johnson Lane,
Pinetop-Lakeside, Arizona

Drawn By: MGW	**Figure F-15**
Reviewed By: JPM	April 17, 2018

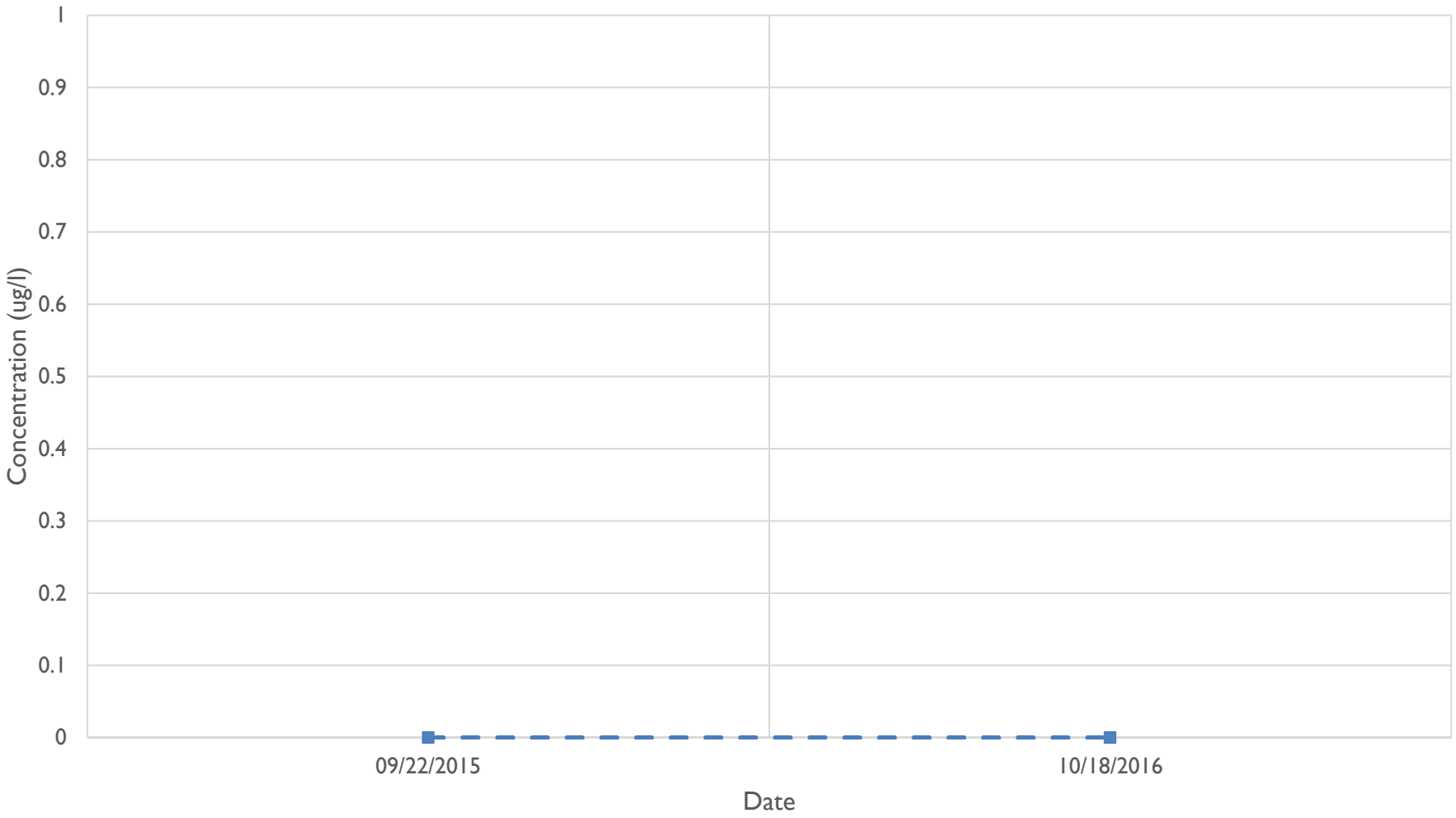

Legend

- cis-1,2-Dichloroethene
- trans-1,2-Dichloroethene
- Tetrachloroethene
- Trichloroethene
- Vinyl Chloride

ug/l – micrograms per liter

Detected result

Result below reporting limit

Notes:
Samples without a depth specified assumed to be shallowest interval.

Pinyon Environmental, Inc.

Concentration vs Time:
ADEQ-80406
Highway 260 and Johnson Lane,
Pinetop-Lakeside, Arizona

Drawn By: MGW	**Figure F-16**
Reviewed By: JPM	April 17, 2018

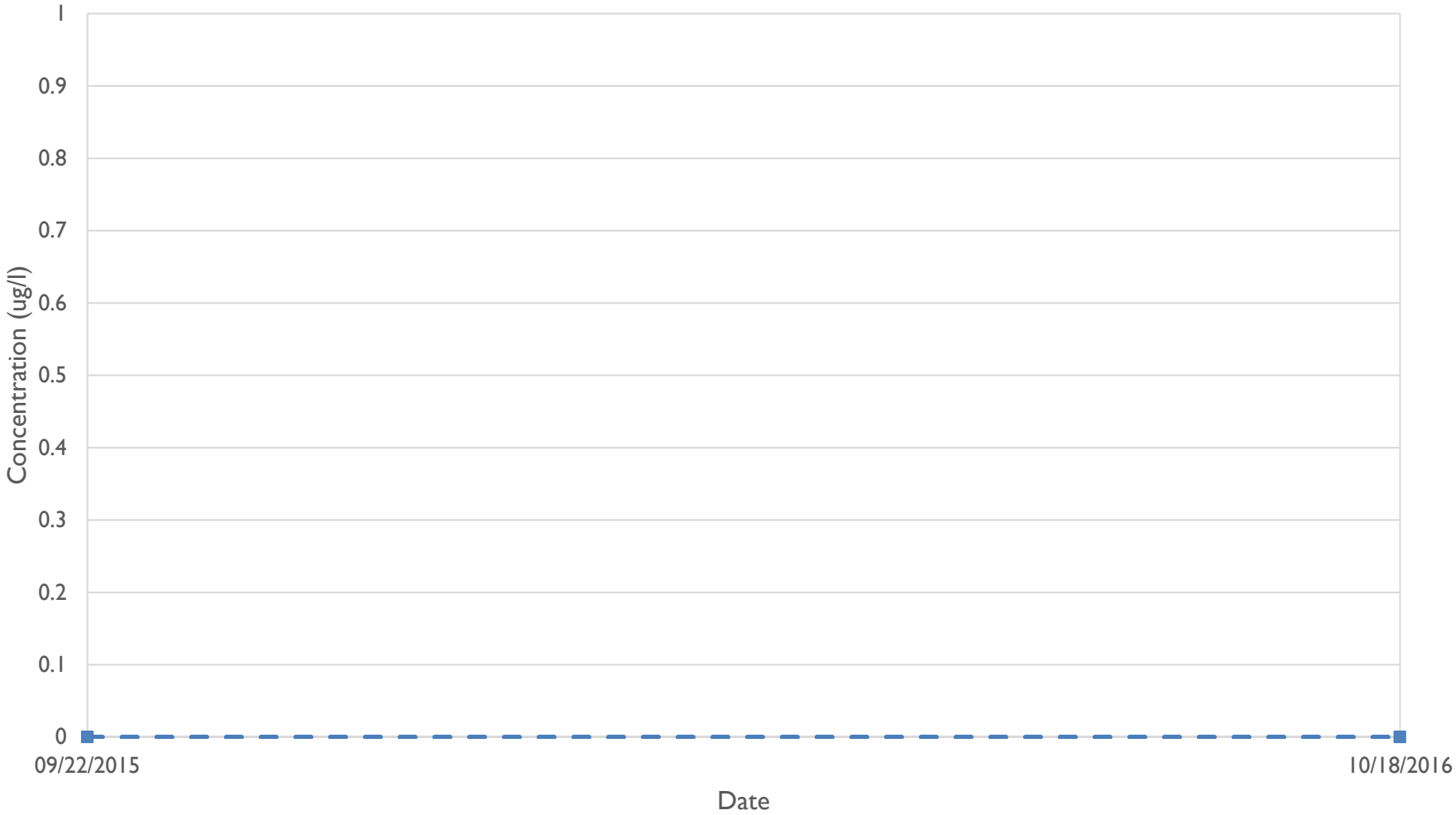

Legend

- cis-1,2-Dichloroethene
- trans-1,2-Dichloroethene
- Tetrachloroethene
- Trichloroethene
- Vinyl Chloride

ug/l – micrograms per liter

Detected result

Result below reporting limit

Notes:
Samples without a depth specified assumed to be shallowest interval.

Pinyon Environmental, Inc.

Concentration vs Time:
ADEQ-80407
Highway 260 and Johnson Lane,
Pinetop-Lakeside, Arizona

Drawn By: MGW	**Figure F-17**
Reviewed By: JPM	April 17, 2018

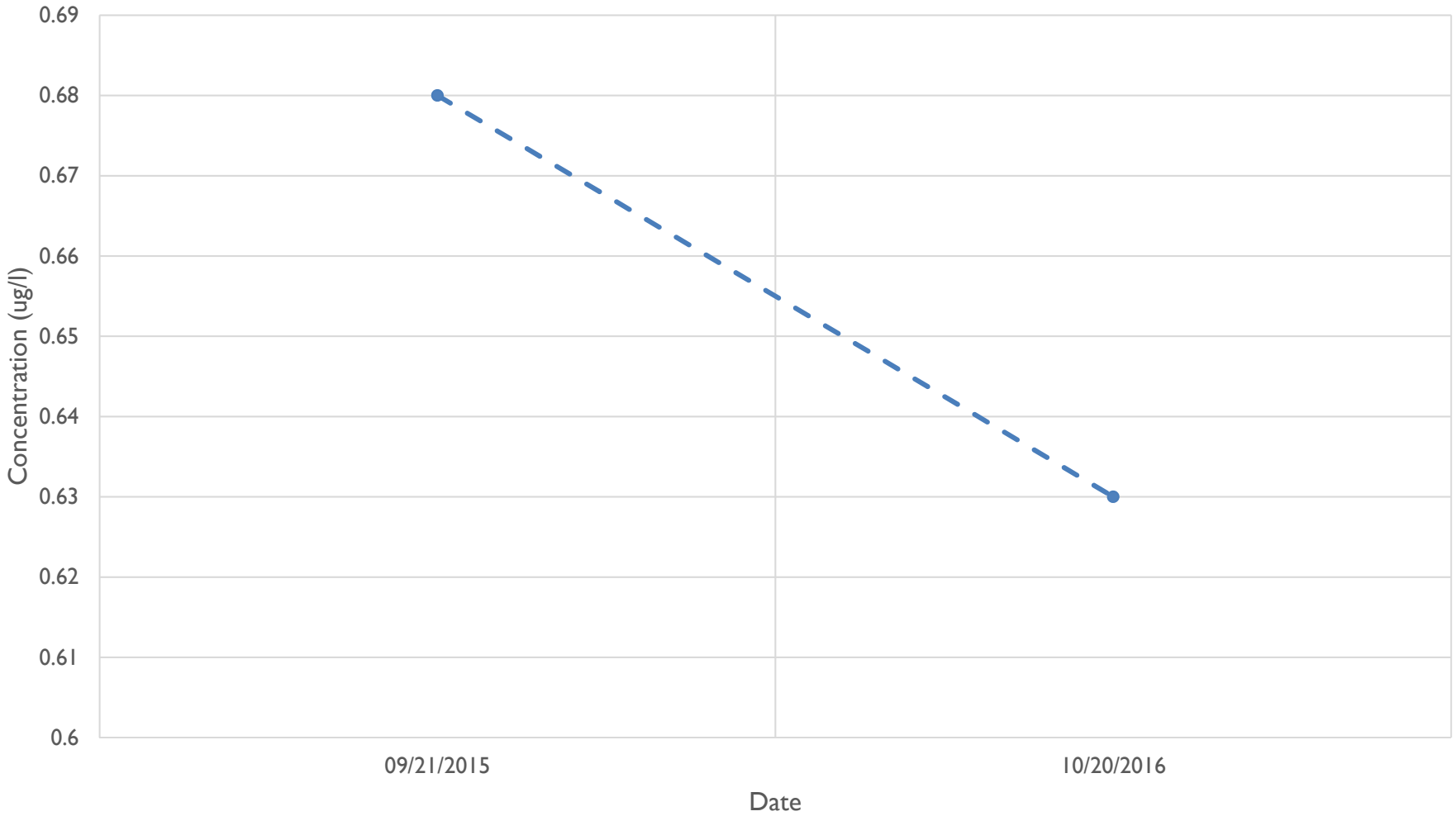

Legend

- cis-1,2-Dichloroethene
- trans-1,2-Dichloroethene
- Tetrachloroethene
- Trichloroethene
- Vinyl Chloride

ug/l – micrograms per liter

Detected result

Result below reporting limit

Notes:
Samples without a depth specified assumed to be shallowest interval.

Pinyon Environmental, Inc.

Concentration vs Time:
ADEQ-80429
Highway 260 and Johnson Lane,
Pinetop-Lakeside, Arizona

Drawn By: MGW	**Figure F-18**
Reviewed By: JPM	April 17, 2018

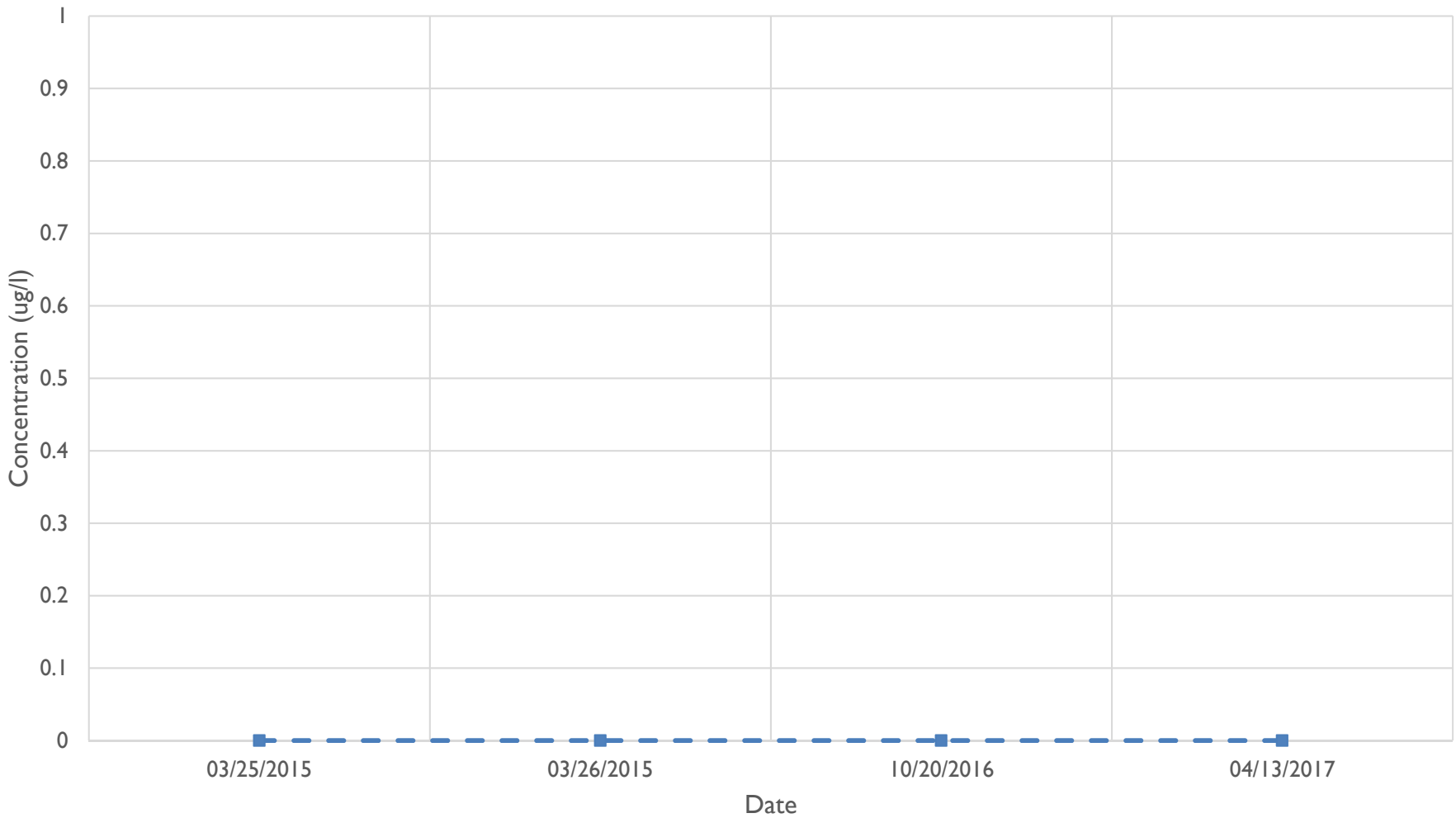

Legend

- cis-1,2-Dichloroethene
- trans-1,2-Dichloroethene
- Tetrachloroethene
- Trichloroethene
- Vinyl Chloride

ug/l – micrograms per liter

Detected result

Result below reporting limit

Notes:
Samples without a depth specified assumed to be shallowest interval.

Pinyon Environmental, Inc.

Concentration vs Time:
ADEQ-80228
Highway 260 and Johnson Lane,
Pinetop-Lakeside, Arizona

Drawn By: MGW	**Figure F-19**
Reviewed By: JPM	April 17, 2018

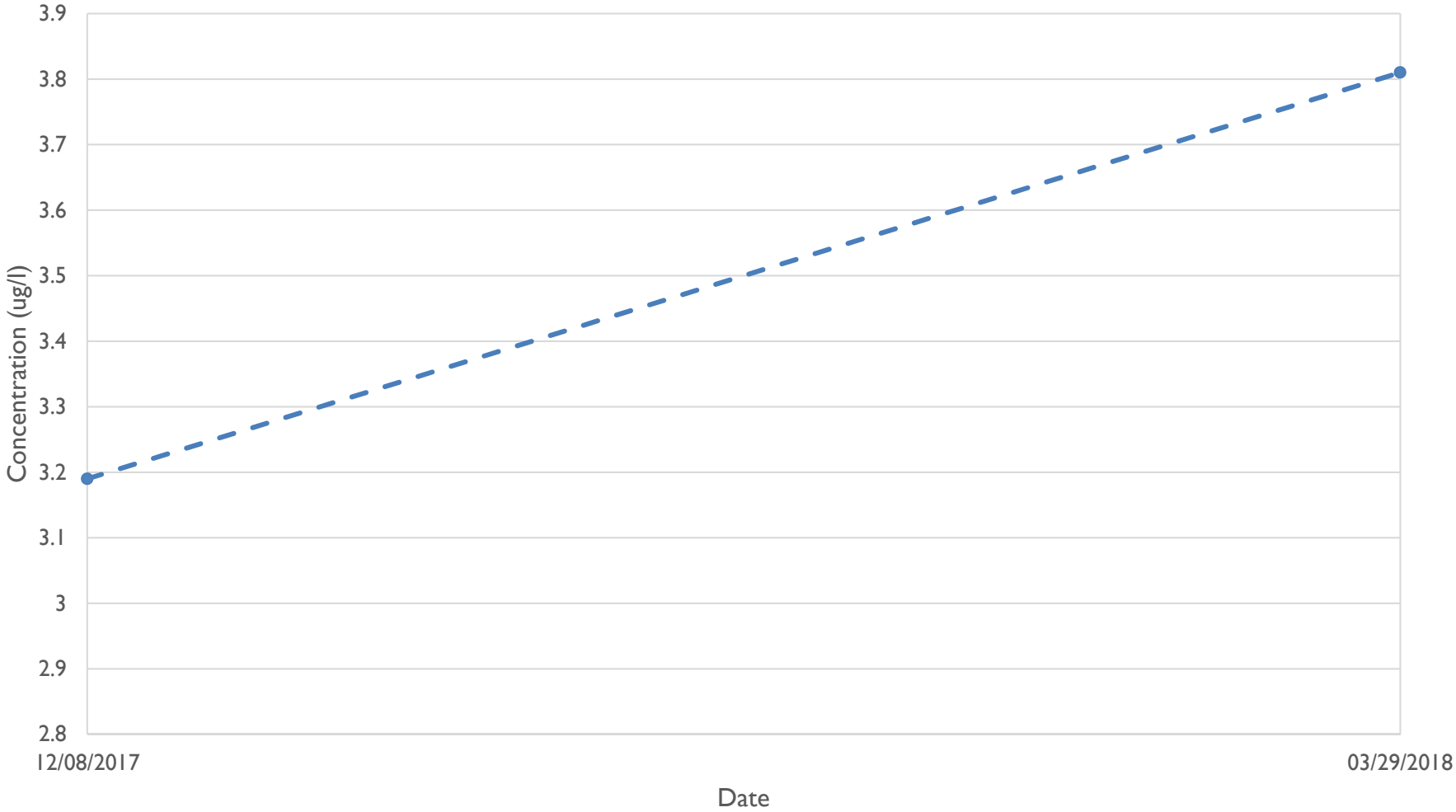

Legend

- cis-1,2-Dichloroethene
- trans-1,2-Dichloroethene
- Tetrachloroethene
- Trichloroethene
- Vinyl Chloride

ug/l – micrograms per liter

Detected result

Result below reporting limit

Notes:
Samples without a depth specified assumed to be shallowest interval.

Pinyon Environmental, Inc.

Concentration vs Time:
MW-1 Well
Highway 260 and Johnson Lane,
Pinetop-Lakeside, Arizona

Drawn By: MGW	**Figure F-20**
Reviewed By: JPM	April 17, 2018

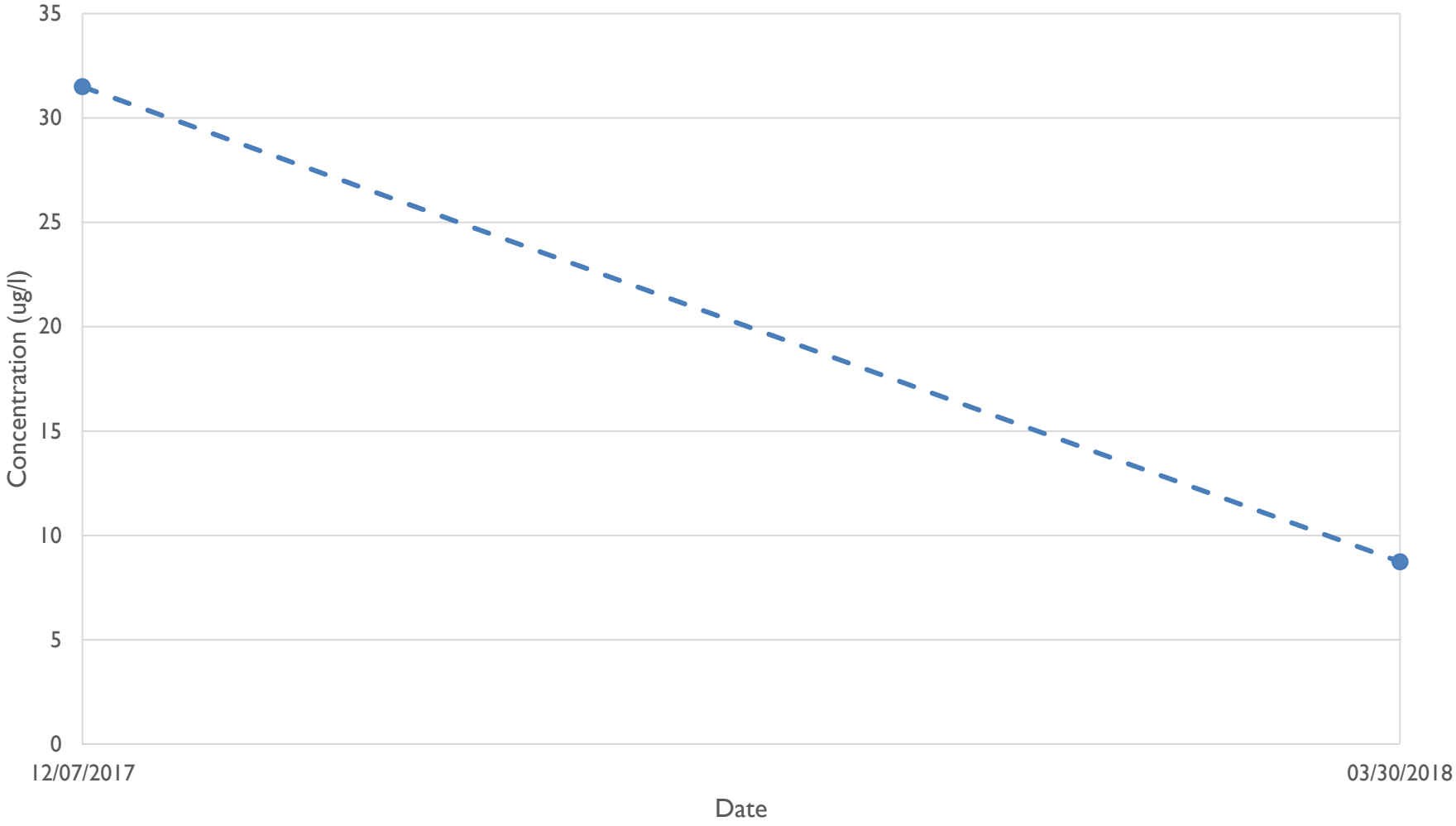

Legend

- cis-1,2-Dichloroethene
- trans-1,2-Dichloroethene
- Tetrachloroethene
- Trichloroethene
- Vinyl Chloride

ug/l – micrograms per liter

Detected result

Result below reporting limit

Notes:
Samples without a depth specified assumed to be shallowest interval.

Pinyon Environmental, Inc.

Concentration vs Time:
MW-2 Well
Highway 260 and Johnson Lane,
Pinetop-Lakeside, Arizona

Drawn By: MGW	**Figure F-21**
Reviewed By: JPM	April 17, 2018

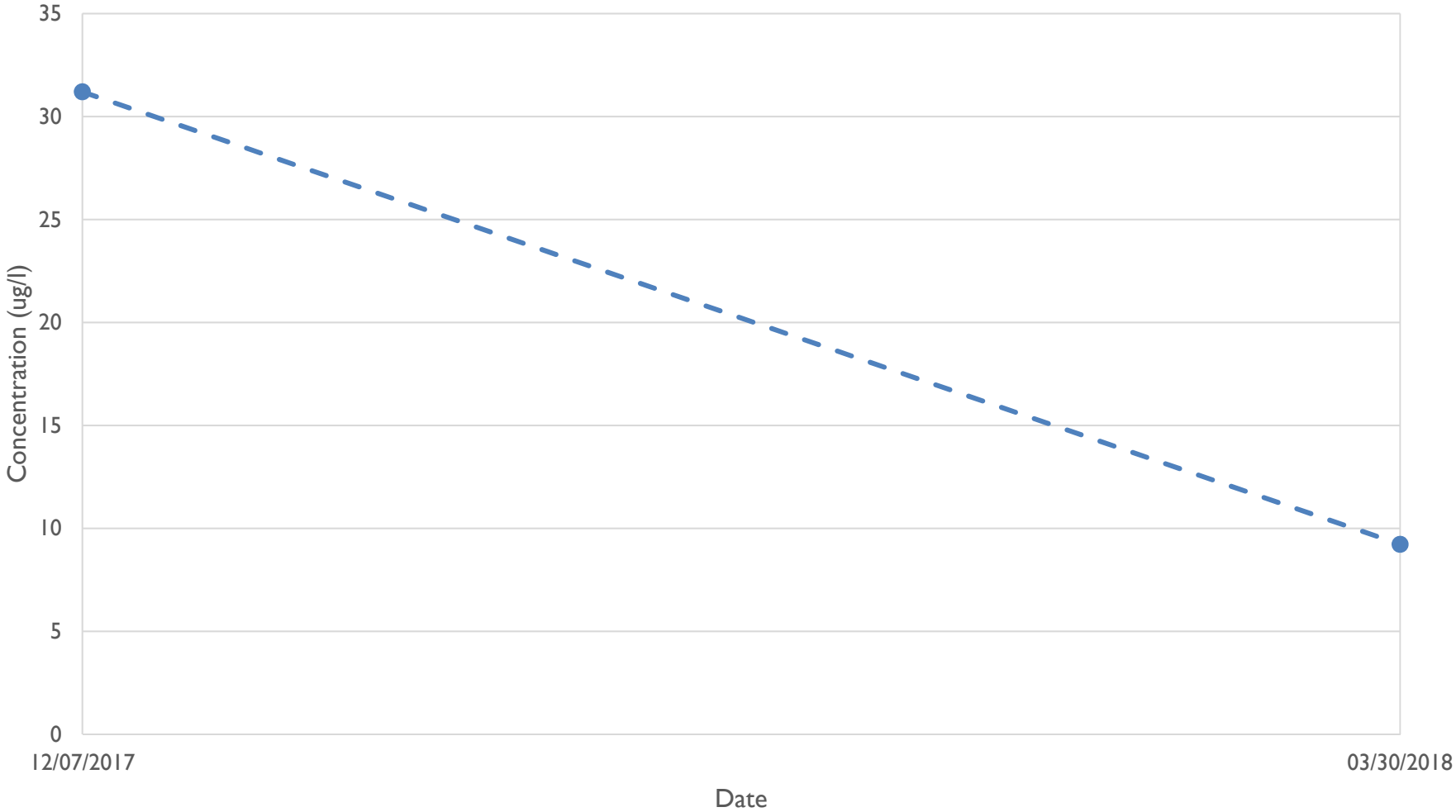

Legend

- cis-1,2-Dichloroethene
- trans-1,2-Dichloroethene
- Tetrachloroethene
- Trichloroethene
- Vinyl Chloride

ug/l – micrograms per liter

Detected result

Result below reporting limit

Notes:
Samples without a depth specified assumed to be shallowest interval.

Pinyon Environmental, Inc.

Concentration vs Time:
MW-3 (MW-2 Duplicate)
Highway 260 and Johnson Lane,
Pinetop-Lakeside, Arizona

Drawn By: MGW	**Figure F-22**
Reviewed By: JPM	April 17, 2018

Appendix H – Geochemical Groundwater Sampling Results

ANALYTICAL REPORT

April 06, 2018

Pinyon Environmental

Sample Delivery Group:	L982035
Samples Received:	03/31/2018
Project Number:	717100604
Description:	ADEQ-260 and Johnson Lane
Report To:	Steve Sutherland 1408 W. Mendoza Avenue Mesa, AZ 85202

Entire Report Reviewed By: Daphne R Richards

Daphne Richards
Technical Service Representative

Results relate only to the items tested or calibrated and are reported as rounded values. This test report shall not be reproduced, except in full, without written approval of the laboratory. Where applicable, sampling conducted by ESC is performed per guidance provided in laboratory standard operating procedures: 060302, 060303, and 060304.

TABLE OF CONTENTS

Cp: Cover Page	1
Tc: Table of Contents	2
Ss: Sample Summary	3
Cn: Case Narrative	5
Sr: Sample Results	6
EARL SOUTH L982035-01	6
EARL NORTH L982035-02	8
MARINELLO L982035-03	10
LEE L982035-04	13
MANGUM L982035-05	16
TRIP BLANK L982035-06	18
SCHOOL WELL L982035-07	20
Qc: Quality Control Summary	22
Wet Chemistry by Method 2320 B-2011	22
Wet Chemistry by Method 3500Fe B-2011	23
Wet Chemistry by Method 9056A	24
Wet Chemistry by Method 9060A	27
Volatile Organic Compounds (GC) by Method RSK175	28
Volatile Organic Compounds (GC/MS) by Method 8260B	30
Is: Internal Standard Summary	35
Volatile Organic Compounds (GC/MS) by Method 8260B	35
Gl: Glossary of Terms	36
Al: Accreditations & Locations	37
Sc: Sample Chain of Custody	38

EARL SOUTH L982035-01 GW

Collected by: Steve Sutherland | Collected date/time: 03/28/18 11:10 | Received date/time: 03/31/18 08:45

Method	Batch	Dilution	Preparation date/time	Analysis date/time	Analyst
Volatile Organic Compounds (GC/MS) by Method 8260B	WG1092150	1	04/01/18 11:59	04/01/18 11:59	JHH
Volatile Organic Compounds (GC/MS) by Method 8260B	WG1093696	1	04/04/18 19:06	04/04/18 19:06	JHH

EARL NORTH L982035-02 GW

Collected by: Steve Sutherland | Collected date/time: 03/28/18 12:10 | Received date/time: 03/31/18 08:45

Method	Batch	Dilution	Preparation date/time	Analysis date/time	Analyst
Volatile Organic Compounds (GC/MS) by Method 8260B	WG1092150	1	04/01/18 12:20	04/01/18 12:20	JHH
Volatile Organic Compounds (GC/MS) by Method 8260B	WG1093696	1	04/04/18 19:26	04/04/18 19:26	JHH

MARINELLO L982035-03 GW

Collected by: Steve Sutherland | Collected date/time: 03/28/18 15:25 | Received date/time: 03/31/18 08:45

Method	Batch	Dilution	Preparation date/time	Analysis date/time	Analyst
Wet Chemistry by Method 2320 B-2011	WG1093493	1	04/05/18 18:44	04/05/18 18:44	MCG
Wet Chemistry by Method 3500Fe B-2011	WG1092495	1	04/02/18 12:10	04/02/18 12:10	CSU
Wet Chemistry by Method 9056A	WG1092075	1	04/01/18 13:59	04/01/18 13:59	MAJ
Wet Chemistry by Method 9060A	WG1092382	1	04/02/18 21:31	04/02/18 21:31	SJM
Volatile Organic Compounds (GC) by Method RSK175	WG1092704	1	04/03/18 13:13	04/03/18 13:13	AMC
Volatile Organic Compounds (GC/MS) by Method 8260B	WG1092150	1	04/01/18 12:41	04/01/18 12:41	JHH
Volatile Organic Compounds (GC/MS) by Method 8260B	WG1093696	1	04/04/18 19:45	04/04/18 19:45	JHH

LEE L982035-04 GW

Collected by: Steve Sutherland | Collected date/time: 03/28/18 16:35 | Received date/time: 03/31/18 08:45

Method	Batch	Dilution	Preparation date/time	Analysis date/time	Analyst
Wet Chemistry by Method 2320 B-2011	WG1093493	1	04/05/18 18:51	04/05/18 18:51	MCG
Wet Chemistry by Method 3500Fe B-2011	WG1092495	1	04/02/18 12:11	04/02/18 12:11	CSU
Wet Chemistry by Method 9056A	WG1092075	1	04/01/18 14:11	04/01/18 14:11	MAJ
Wet Chemistry by Method 9056A	WG1092586	5	04/03/18 01:26	04/03/18 01:26	MAJ
Wet Chemistry by Method 9060A	WG1092382	1	04/02/18 22:38	04/02/18 22:38	SJM
Volatile Organic Compounds (GC) by Method RSK175	WG1093028	1	04/04/18 10:21	04/04/18 10:21	AMC
Volatile Organic Compounds (GC/MS) by Method 8260B	WG1092150	1	04/01/18 13:02	04/01/18 13:02	JHH

MANGUM L982035-05 GW

Collected by: Steve Sutherland | Collected date/time: 03/28/18 18:15 | Received date/time: 03/31/18 08:45

Method	Batch	Dilution	Preparation date/time	Analysis date/time	Analyst
Volatile Organic Compounds (GC/MS) by Method 8260B	WG1092150	1	04/01/18 13:24	04/01/18 13:24	JHH
Volatile Organic Compounds (GC/MS) by Method 8260B	WG1093696	1	04/04/18 20:05	04/04/18 20:05	JHH

TRIP BLANK L982035-06 GW

Collected by: Steve Sutherland | Collected date/time: 03/28/18 00:00 | Received date/time: 03/31/18 08:45

Method	Batch	Dilution	Preparation date/time	Analysis date/time	Analyst
Volatile Organic Compounds (GC/MS) by Method 8260B	WG1092150	1	04/01/18 07:23	04/01/18 07:23	JHH
Volatile Organic Compounds (GC/MS) by Method 8260B	WG1093696	1	04/04/18 17:29	04/04/18 17:29	JHH

SCHOOL WELL L982035-07 GW

Collected by	Collected date/time	Received date/time
Steve Sutherland	03/28/18 20:17	03/31/18 08:45

Method	Batch	Dilution	Preparation date/time	Analysis date/time	Analyst
Volatile Organic Compounds (GC/MS) by Method 8260B	WG1092150	1	04/01/18 13:45	04/01/18 13:45	JHH
Volatile Organic Compounds (GC/MS) by Method 8260B	WG1093696	1	04/04/18 20:25	04/04/18 20:25	JHH

1 Cp
2 Tc
3 Ss
4 Cn
5 Sr
6 Qc
7 Is
8 Gl
9 Al
10 Sc

All sample aliquots were received at the correct temperature, in the proper containers, with the appropriate preservatives, and within method specified holding times, unless qualified or notated within the report. Where applicable, all MDL (LOD) and RDL (LOQ) values reported for environmental samples have been corrected for the dilution factor used in the analysis. All radiochemical sample results for solids are reported on a dry weight basis with the exception of tritium, carbon-14 and radon, unless wet weight was requested by the client. All Method and Batch Quality Control are within established criteria except where addressed in this case narrative, a non-conformance form or properly qualified within the sample results. By my digital signature below, I affirm to the best of my knowledge, all problems/anomalies observed by the laboratory as having the potential to affect the quality of the data have been identified by the laboratory, and no information or data have been knowingly withheld that would affect the quality of the data.

Daphne R Richards

Daphne Richards
Technical Service Representative

Sample Handling and Receiving

The following samples were prepared and/or analyzed past recommended holding time. Concentrations should be considered minimum values.

ESC Sample ID	Project Sample ID	Method
L982035-03	MARINELLO	3500Fe B-2011, 9056A
L982035-04	LEE	3500Fe B-2011, 9056A

Volatile Organic Compounds (GC/MS) by Method 8260B

Analyte	Result mg/l	Qualifier	MDL mg/l	RDL mg/l	Dilution	Analysis date / time	Batch
Acetone	U		0.0100	0.0500	1	04/01/2018 11:59	WG1092150
Acrolein	U		0.00887	0.0500	1	04/01/2018 11:59	WG1092150
Acrylonitrile	U		0.00187	0.0100	1	04/01/2018 11:59	WG1092150
Benzene	U		0.000331	0.00100	1	04/01/2018 11:59	WG1092150
Bromobenzene	U	L2	0.000352	0.00100	1	04/01/2018 11:59	WG1092150
Bromodichloromethane	U		0.000380	0.00100	1	04/01/2018 11:59	WG1092150
Bromoform	U		0.000469	0.00100	1	04/01/2018 11:59	WG1092150
Bromomethane	U		0.000866	0.00500	1	04/01/2018 11:59	WG1092150
1,3-Butadiene	U		0.000330	0.00200	1	04/01/2018 11:59	WG1092150
n-Butylbenzene	U		0.000361	0.00100	1	04/01/2018 11:59	WG1092150
sec-Butylbenzene	U		0.000365	0.00100	1	04/01/2018 11:59	WG1092150
tert-Butylbenzene	U		0.000399	0.00100	1	04/01/2018 11:59	WG1092150
Carbon tetrachloride	U		0.000379	0.00100	1	04/01/2018 11:59	WG1092150
Carbon disulfide	U		0.000275	0.00100	1	04/01/2018 11:59	WG1092150
Chlorobenzene	U		0.000348	0.00100	1	04/01/2018 11:59	WG1092150
Chlorodibromomethane	U		0.000327	0.00100	1	04/01/2018 11:59	WG1092150
Chloroethane	U		0.000453	0.00500	1	04/01/2018 11:59	WG1092150
Chloroform	U		0.000324	0.00500	1	04/01/2018 11:59	WG1092150
Chloromethane	U		0.000276	0.00250	1	04/01/2018 11:59	WG1092150
Cyclohexane	U		0.000390	0.00100	1	04/01/2018 11:59	WG1092150
2-Chlorotoluene	U		0.000375	0.00100	1	04/01/2018 11:59	WG1092150
4-Chlorotoluene	U		0.000351	0.00100	1	04/01/2018 11:59	WG1092150
1,2-Dibromo-3-Chloropropane	U		0.00133	0.00500	1	04/01/2018 11:59	WG1092150
1,2-Dibromoethane	U		0.000381	0.00100	1	04/01/2018 11:59	WG1092150
Dibromomethane	U		0.000346	0.00100	1	04/01/2018 11:59	WG1092150
1,2-Dichlorobenzene	U		0.000349	0.00100	1	04/01/2018 11:59	WG1092150
1,3-Dichlorobenzene	U		0.000220	0.00100	1	04/01/2018 11:59	WG1092150
1,4-Dichlorobenzene	U		0.000274	0.00100	1	04/01/2018 11:59	WG1092150
Dichlorodifluoromethane	U		0.000551	0.00500	1	04/01/2018 11:59	WG1092150
1,1-Dichloroethane	U		0.000259	0.00100	1	04/01/2018 11:59	WG1092150
1,2-Dichloroethane	U		0.000361	0.00100	1	04/01/2018 11:59	WG1092150
1,1-Dichloroethene	U		0.000398	0.00100	1	04/01/2018 11:59	WG1092150
cis-1,2-Dichloroethene	U		0.000260	0.00100	1	04/01/2018 11:59	WG1092150
trans-1,2-Dichloroethene	U		0.000396	0.00100	1	04/01/2018 11:59	WG1092150
1,2-Dichloropropane	U		0.000306	0.00100	1	04/01/2018 11:59	WG1092150
1,1-Dichloropropene	U		0.000352	0.00100	1	04/01/2018 11:59	WG1092150
1,3-Dichloropropane	U		0.000366	0.00100	1	04/01/2018 11:59	WG1092150
cis-1,3-Dichloropropene	U		0.000418	0.00100	1	04/01/2018 11:59	WG1092150
trans-1,3-Dichloropropene	U		0.000419	0.00100	1	04/01/2018 11:59	WG1092150
2,2-Dichloropropane	U		0.000321	0.00100	1	04/01/2018 11:59	WG1092150
Dicyclopentadiene	0.000318	E4	0.000219	0.00100	1	04/01/2018 11:59	WG1092150
Di-isopropyl ether	U		0.000320	0.00100	1	04/01/2018 11:59	WG1092150
Ethylbenzene	U		0.000384	0.00100	1	04/01/2018 11:59	WG1092150
4-Ethyltoluene	U		0.000172	0.00100	1	04/01/2018 11:59	WG1092150
Hexachloro-1,3-butadiene	U		0.000256	0.00100	1	04/01/2018 11:59	WG1092150
n-Hexane	U		0.000736	0.0100	1	04/01/2018 11:59	WG1092150
Isopropylbenzene	U		0.000326	0.00100	1	04/01/2018 11:59	WG1092150
p-Isopropyltoluene	U		0.000350	0.00100	1	04/01/2018 11:59	WG1092150
2-Butanone (MEK)	U		0.00393	0.0100	1	04/01/2018 11:59	WG1092150
Methyl Cyclohexane	U		0.000380	0.00100	1	04/01/2018 11:59	WG1092150
Methylene Chloride	U		0.00100	0.00500	1	04/01/2018 11:59	WG1092150
4-Methyl-2-pentanone (MIBK)	U		0.00214	0.0100	1	04/01/2018 11:59	WG1092150
Methyl tert-butyl ether	U		0.000367	0.00100	1	04/01/2018 11:59	WG1092150
Naphthalene	U		0.00100	0.00500	1	04/01/2018 11:59	WG1092150
Propene	U		0.000975	0.00250	1	04/01/2018 11:59	WG1092150
n-Propylbenzene	U		0.000349	0.00100	1	04/01/2018 11:59	WG1092150

Volatile Organic Compounds (GC/MS) by Method 8260B

Analyte	Result mg/l	Qualifier	MDL mg/l	RDL mg/l	Dilution	Analysis date / time	Batch
Styrene	U		0.000307	0.00100	1	04/01/2018 11:59	WG1092150
1,1,1,2-Tetrachloroethane	U		0.000385	0.00100	1	04/01/2018 11:59	WG1092150
1,1,2,2-Tetrachloroethane	U		0.000130	0.00100	1	04/01/2018 11:59	WG1092150
1,1,2-Trichlorotrifluoroethane	U		0.000303	0.00100	1	04/01/2018 11:59	WG1092150
Tetrachloroethene	0.00111		0.000372	0.00100	1	04/04/2018 19:06	WG1093696
Toluene	U		0.000412	0.00100	1	04/01/2018 11:59	WG1092150
1,2,3-Trichlorobenzene	U		0.000230	0.00100	1	04/01/2018 11:59	WG1092150
1,2,4-Trichlorobenzene	U		0.000355	0.00100	1	04/01/2018 11:59	WG1092150
1,1,1-Trichloroethane	U		0.000319	0.00100	1	04/01/2018 11:59	WG1092150
1,1,2-Trichloroethane	U		0.000383	0.00100	1	04/01/2018 11:59	WG1092150
Trichloroethene	U		0.000398	0.00100	1	04/01/2018 11:59	WG1092150
Trichlorofluoromethane	U		0.00120	0.00500	1	04/01/2018 11:59	WG1092150
1,2,3-Trichloropropane	U		0.000807	0.00250	1	04/01/2018 11:59	WG1092150
1,2,4-Trimethylbenzene	U		0.000373	0.00100	1	04/01/2018 11:59	WG1092150
1,2,3-Trimethylbenzene	U		0.000321	0.00100	1	04/01/2018 11:59	WG1092150
1,3,5-Trimethylbenzene	U		0.000387	0.00100	1	04/01/2018 11:59	WG1092150
Vinyl chloride	U		0.000259	0.00100	1	04/01/2018 11:59	WG1092150
Xylenes, Total	U		0.00106	0.00300	1	04/01/2018 11:59	WG1092150
(S) Toluene-d8	*101*			*80.0-120*		*04/01/2018 11:59*	WG1092150
(S) Toluene-d8	*96.8*			*80.0-120*		*04/04/2018 19:06*	WG1093696
(S) Dibromofluoromethane	*102*			*76.0-123*		*04/01/2018 11:59*	WG1092150
(S) Dibromofluoromethane	*100*			*76.0-123*		*04/04/2018 19:06*	WG1093696
(S) 4-Bromofluorobenzene	*91.3*			*80.0-120*		*04/01/2018 11:59*	WG1092150
(S) 4-Bromofluorobenzene	*97.1*			*80.0-120*		*04/04/2018 19:06*	WG1093696

Volatile Organic Compounds (GC/MS) by Method 8260B

Analyte	Result mg/l	Qualifier	MDL mg/l	RDL mg/l	Dilution	Analysis date / time	Batch
Acetone	U		0.0100	0.0500	1	04/01/2018 12:20	WG1092150
Acrolein	U		0.00887	0.0500	1	04/01/2018 12:20	WG1092150
Acrylonitrile	U		0.00187	0.0100	1	04/01/2018 12:20	WG1092150
Benzene	U		0.000331	0.00100	1	04/01/2018 12:20	WG1092150
Bromobenzene	U	L2	0.000352	0.00100	1	04/01/2018 12:20	WG1092150
Bromodichloromethane	U		0.000380	0.00100	1	04/01/2018 12:20	WG1092150
Bromoform	U		0.000469	0.00100	1	04/01/2018 12:20	WG1092150
Bromomethane	U		0.000866	0.00500	1	04/01/2018 12:20	WG1092150
1,3-Butadiene	U		0.000330	0.00200	1	04/01/2018 12:20	WG1092150
n-Butylbenzene	U		0.000361	0.00100	1	04/01/2018 12:20	WG1092150
sec-Butylbenzene	U		0.000365	0.00100	1	04/01/2018 12:20	WG1092150
tert-Butylbenzene	U		0.000399	0.00100	1	04/01/2018 12:20	WG1092150
Carbon tetrachloride	U		0.000379	0.00100	1	04/01/2018 12:20	WG1092150
Carbon disulfide	U		0.000275	0.00100	1	04/01/2018 12:20	WG1092150
Chlorobenzene	U		0.000348	0.00100	1	04/01/2018 12:20	WG1092150
Chlorodibromomethane	U		0.000327	0.00100	1	04/01/2018 12:20	WG1092150
Chloroethane	U		0.000453	0.00500	1	04/01/2018 12:20	WG1092150
Chloroform	U		0.000324	0.00500	1	04/01/2018 12:20	WG1092150
Chloromethane	U		0.000276	0.00250	1	04/01/2018 12:20	WG1092150
Cyclohexane	U		0.000390	0.00100	1	04/01/2018 12:20	WG1092150
2-Chlorotoluene	U		0.000375	0.00100	1	04/01/2018 12:20	WG1092150
4-Chlorotoluene	U		0.000351	0.00100	1	04/01/2018 12:20	WG1092150
1,2-Dibromo-3-Chloropropane	U		0.00133	0.00500	1	04/01/2018 12:20	WG1092150
1,2-Dibromoethane	U		0.000381	0.00100	1	04/01/2018 12:20	WG1092150
Dibromomethane	U		0.000346	0.00100	1	04/01/2018 12:20	WG1092150
1,2-Dichlorobenzene	U		0.000349	0.00100	1	04/01/2018 12:20	WG1092150
1,3-Dichlorobenzene	U		0.000220	0.00100	1	04/01/2018 12:20	WG1092150
1,4-Dichlorobenzene	U		0.000274	0.00100	1	04/01/2018 12:20	WG1092150
Dichlorodifluoromethane	U		0.000551	0.00500	1	04/01/2018 12:20	WG1092150
1,1-Dichloroethane	U		0.000259	0.00100	1	04/01/2018 12:20	WG1092150
1,2-Dichloroethane	U		0.000361	0.00100	1	04/01/2018 12:20	WG1092150
1,1-Dichloroethene	U		0.000398	0.00100	1	04/01/2018 12:20	WG1092150
cis-1,2-Dichloroethene	U		0.000260	0.00100	1	04/01/2018 12:20	WG1092150
trans-1,2-Dichloroethene	U		0.000396	0.00100	1	04/01/2018 12:20	WG1092150
1,2-Dichloropropane	U		0.000306	0.00100	1	04/01/2018 12:20	WG1092150
1,1-Dichloropropene	U		0.000352	0.00100	1	04/01/2018 12:20	WG1092150
1,3-Dichloropropane	U		0.000366	0.00100	1	04/01/2018 12:20	WG1092150
cis-1,3-Dichloropropene	U		0.000418	0.00100	1	04/01/2018 12:20	WG1092150
trans-1,3-Dichloropropene	U		0.000419	0.00100	1	04/01/2018 12:20	WG1092150
2,2-Dichloropropane	U		0.000321	0.00100	1	04/01/2018 12:20	WG1092150
Dicyclopentadiene	U		0.000219	0.00100	1	04/01/2018 12:20	WG1092150
Di-isopropyl ether	U		0.000320	0.00100	1	04/01/2018 12:20	WG1092150
Ethylbenzene	U		0.000384	0.00100	1	04/01/2018 12:20	WG1092150
4-Ethyltoluene	U		0.000172	0.00100	1	04/01/2018 12:20	WG1092150
Hexachloro-1,3-butadiene	U		0.000256	0.00100	1	04/01/2018 12:20	WG1092150
n-Hexane	U		0.000736	0.0100	1	04/01/2018 12:20	WG1092150
Isopropylbenzene	U		0.000326	0.00100	1	04/01/2018 12:20	WG1092150
p-Isopropyltoluene	U		0.000350	0.00100	1	04/01/2018 12:20	WG1092150
2-Butanone (MEK)	U		0.00393	0.0100	1	04/01/2018 12:20	WG1092150
Methyl Cyclohexane	U		0.000380	0.00100	1	04/01/2018 12:20	WG1092150
Methylene Chloride	U		0.00100	0.00500	1	04/01/2018 12:20	WG1092150
4-Methyl-2-pentanone (MIBK)	U		0.00214	0.0100	1	04/01/2018 12:20	WG1092150
Methyl tert-butyl ether	U		0.000367	0.00100	1	04/01/2018 12:20	WG1092150
Naphthalene	U		0.00100	0.00500	1	04/01/2018 12:20	WG1092150
Propene	U		0.000975	0.00250	1	04/01/2018 12:20	WG1092150
n-Propylbenzene	U		0.000349	0.00100	1	04/01/2018 12:20	WG1092150

Volatile Organic Compounds (GC/MS) by Method 8260B

Analyte	Result mg/l	Qualifier	MDL mg/l	RDL mg/l	Dilution	Analysis date / time	Batch
Styrene	U		0.000307	0.00100	1	04/01/2018 12:20	WG1092150
1,1,1,2-Tetrachloroethane	U		0.000385	0.00100	1	04/01/2018 12:20	WG1092150
1,1,2,2-Tetrachloroethane	U		0.000130	0.00100	1	04/01/2018 12:20	WG1092150
1,1,2-Trichlorotrifluoroethane	U		0.000303	0.00100	1	04/01/2018 12:20	WG1092150
Tetrachloroethene	U		0.000372	0.00100	1	04/04/2018 19:26	WG1093696
Toluene	U		0.000412	0.00100	1	04/01/2018 12:20	WG1092150
1,2,3-Trichlorobenzene	U		0.000230	0.00100	1	04/01/2018 12:20	WG1092150
1,2,4-Trichlorobenzene	U		0.000355	0.00100	1	04/01/2018 12:20	WG1092150
1,1,1-Trichloroethane	U		0.000319	0.00100	1	04/01/2018 12:20	WG1092150
1,1,2-Trichloroethane	U		0.000383	0.00100	1	04/01/2018 12:20	WG1092150
Trichloroethene	U		0.000398	0.00100	1	04/01/2018 12:20	WG1092150
Trichlorofluoromethane	U		0.00120	0.00500	1	04/01/2018 12:20	WG1092150
1,2,3-Trichloropropane	U		0.000807	0.00250	1	04/01/2018 12:20	WG1092150
1,2,4-Trimethylbenzene	U		0.000373	0.00100	1	04/01/2018 12:20	WG1092150
1,2,3-Trimethylbenzene	U		0.000321	0.00100	1	04/01/2018 12:20	WG1092150
1,3,5-Trimethylbenzene	U		0.000387	0.00100	1	04/01/2018 12:20	WG1092150
Vinyl chloride	U		0.000259	0.00100	1	04/01/2018 12:20	WG1092150
Xylenes, Total	U		0.00106	0.00300	1	04/01/2018 12:20	WG1092150
(S) Toluene-d8	*103*			*80.0-120*		*04/01/2018 12:20*	WG1092150
(S) Toluene-d8	*100*			*80.0-120*		*04/04/2018 19:26*	WG1093696
(S) Dibromofluoromethane	*105*			*76.0-123*		*04/01/2018 12:20*	WG1092150
(S) Dibromofluoromethane	*97.7*			*76.0-123*		*04/04/2018 19:26*	WG1093696
(S) 4-Bromofluorobenzene	*90.7*			*80.0-120*		*04/01/2018 12:20*	WG1092150
(S) 4-Bromofluorobenzene	*98.5*			*80.0-120*		*04/04/2018 19:26*	WG1093696

Wet Chemistry by Method 2320 B-2011

Analyte	Result mg/l	Qualifier	MDL mg/l	RDL mg/l	Dilution	Analysis date / time	Batch
Alkalinity	279		2.71	20.0	1	04/05/2018 18:44	WG1093493

Sample Narrative:

L982035-03 WG1093493: Endpoint pH 4.5

Wet Chemistry by Method 3500Fe B-2011

Analyte	Result mg/l	Qualifier	MDL mg/l	RDL mg/l	Dilution	Analysis date / time	Batch
Ferrous Iron	U		0.0150	0.0500	1	04/02/2018 12:10	WG1092495

Wet Chemistry by Method 9056A

Analyte	Result mg/l	Qualifier	MDL mg/l	RDL mg/l	Dilution	Analysis date / time	Batch
Chloride	19.4		0.0519	1.00	1	04/01/2018 13:59	WG1092075
Nitrate as (N)	1.24		0.0227	0.100	1	04/01/2018 13:59	WG1092075
Nitrite as (N)	U		0.0277	0.100	1	04/01/2018 13:59	WG1092075
Sulfate	12.6		0.0774	5.00	1	04/01/2018 13:59	WG1092075

Wet Chemistry by Method 9060A

Analyte	Result mg/l	Qualifier	MDL mg/l	RDL mg/l	Dilution	Analysis date / time	Batch
TOC (Total Organic Carbon)	0.868	B1 E4	0.102	1.00	1	04/02/2018 21:31	WG1092382

Volatile Organic Compounds (GC) by Method RSK175

Analyte	Result mg/l	Qualifier	MDL mg/l	RDL mg/l	Dilution	Analysis date / time	Batch
Methane	U		0.00291	0.0100	1	04/03/2018 13:13	WG1092704
Ethane	U		0.00407	0.0130	1	04/03/2018 13:13	WG1092704
Ethene	U		0.00426	0.0130	1	04/03/2018 13:13	WG1092704

Volatile Organic Compounds (GC/MS) by Method 8260B

Analyte	Result mg/l	Qualifier	MDL mg/l	RDL mg/l	Dilution	Analysis date / time	Batch
Acetone	U		0.0100	0.0500	1	04/01/2018 12:41	WG1092150
Acrolein	U		0.00887	0.0500	1	04/01/2018 12:41	WG1092150
Acrylonitrile	U		0.00187	0.0100	1	04/01/2018 12:41	WG1092150
Benzene	U		0.000331	0.00100	1	04/01/2018 12:41	WG1092150
Bromobenzene	U	L2	0.000352	0.00100	1	04/01/2018 12:41	WG1092150
Bromodichloromethane	U		0.000380	0.00100	1	04/01/2018 12:41	WG1092150
Bromoform	U		0.000469	0.00100	1	04/01/2018 12:41	WG1092150
Bromomethane	U		0.000866	0.00500	1	04/01/2018 12:41	WG1092150
1,3-Butadiene	U		0.000330	0.00200	1	04/01/2018 12:41	WG1092150
n-Butylbenzene	U		0.000361	0.00100	1	04/01/2018 12:41	WG1092150
sec-Butylbenzene	U		0.000365	0.00100	1	04/01/2018 12:41	WG1092150
tert-Butylbenzene	U		0.000399	0.00100	1	04/01/2018 12:41	WG1092150
Carbon tetrachloride	U		0.000379	0.00100	1	04/01/2018 12:41	WG1092150
Carbon disulfide	U		0.000275	0.00100	1	04/01/2018 12:41	WG1092150
Chlorobenzene	U		0.000348	0.00100	1	04/01/2018 12:41	WG1092150
Chlorodibromomethane	U		0.000327	0.00100	1	04/01/2018 12:41	WG1092150
Chloroethane	U		0.000453	0.00500	1	04/01/2018 12:41	WG1092150
Chloroform	U		0.000324	0.00500	1	04/01/2018 12:41	WG1092150
Chloromethane	U		0.000276	0.00250	1	04/01/2018 12:41	WG1092150
Cyclohexane	U		0.000390	0.00100	1	04/01/2018 12:41	WG1092150

Volatile Organic Compounds (GC/MS) by Method 8260B

Analyte	Result mg/l	Qualifier	MDL mg/l	RDL mg/l	Dilution	Analysis date / time	Batch
2-Chlorotoluene	U		0.000375	0.00100	1	04/01/2018 12:41	WG1092150
4-Chlorotoluene	U		0.000351	0.00100	1	04/01/2018 12:41	WG1092150
1,2-Dibromo-3-Chloropropane	U		0.00133	0.00500	1	04/01/2018 12:41	WG1092150
1,2-Dibromoethane	U		0.000381	0.00100	1	04/01/2018 12:41	WG1092150
Dibromomethane	U		0.000346	0.00100	1	04/01/2018 12:41	WG1092150
1,2-Dichlorobenzene	U		0.000349	0.00100	1	04/01/2018 12:41	WG1092150
1,3-Dichlorobenzene	U		0.000220	0.00100	1	04/01/2018 12:41	WG1092150
1,4-Dichlorobenzene	U		0.000274	0.00100	1	04/01/2018 12:41	WG1092150
Dichlorodifluoromethane	U		0.000551	0.00500	1	04/01/2018 12:41	WG1092150
1,1-Dichloroethane	U		0.000259	0.00100	1	04/01/2018 12:41	WG1092150
1,2-Dichloroethane	U		0.000361	0.00100	1	04/01/2018 12:41	WG1092150
1,1-Dichloroethene	U		0.000398	0.00100	1	04/01/2018 12:41	WG1092150
cis-1,2-Dichloroethene	U		0.000260	0.00100	1	04/01/2018 12:41	WG1092150
trans-1,2-Dichloroethene	U		0.000396	0.00100	1	04/01/2018 12:41	WG1092150
1,2-Dichloropropane	U		0.000306	0.00100	1	04/01/2018 12:41	WG1092150
1,1-Dichloropropene	U		0.000352	0.00100	1	04/01/2018 12:41	WG1092150
1,3-Dichloropropane	U		0.000366	0.00100	1	04/01/2018 12:41	WG1092150
cis-1,3-Dichloropropene	U		0.000418	0.00100	1	04/01/2018 12:41	WG1092150
trans-1,3-Dichloropropene	U		0.000419	0.00100	1	04/01/2018 12:41	WG1092150
2,2-Dichloropropane	U		0.000321	0.00100	1	04/01/2018 12:41	WG1092150
Dicyclopentadiene	U		0.000219	0.00100	1	04/01/2018 12:41	WG1092150
Di-isopropyl ether	U		0.000320	0.00100	1	04/01/2018 12:41	WG1092150
Ethylbenzene	U		0.000384	0.00100	1	04/01/2018 12:41	WG1092150
4-Ethyltoluene	U		0.000172	0.00100	1	04/01/2018 12:41	WG1092150
Hexachloro-1,3-butadiene	U		0.000256	0.00100	1	04/01/2018 12:41	WG1092150
n-Hexane	U		0.000736	0.0100	1	04/01/2018 12:41	WG1092150
Isopropylbenzene	U		0.000326	0.00100	1	04/01/2018 12:41	WG1092150
p-Isopropyltoluene	U		0.000350	0.00100	1	04/01/2018 12:41	WG1092150
2-Butanone (MEK)	U		0.00393	0.0100	1	04/01/2018 12:41	WG1092150
Methyl Cyclohexane	U		0.000380	0.00100	1	04/01/2018 12:41	WG1092150
Methylene Chloride	U		0.00100	0.00500	1	04/01/2018 12:41	WG1092150
4-Methyl-2-pentanone (MIBK)	U		0.00214	0.0100	1	04/01/2018 12:41	WG1092150
Methyl tert-butyl ether	U		0.000367	0.00100	1	04/01/2018 12:41	WG1092150
Naphthalene	U		0.00100	0.00500	1	04/01/2018 12:41	WG1092150
Propene	U		0.000975	0.00250	1	04/01/2018 12:41	WG1092150
n-Propylbenzene	U		0.000349	0.00100	1	04/01/2018 12:41	WG1092150
Styrene	U		0.000307	0.00100	1	04/01/2018 12:41	WG1092150
1,1,1,2-Tetrachloroethane	U		0.000385	0.00100	1	04/01/2018 12:41	WG1092150
1,1,2,2-Tetrachloroethane	U		0.000130	0.00100	1	04/01/2018 12:41	WG1092150
1,1,2-Trichlorotrifluoroethane	U		0.000303	0.00100	1	04/01/2018 12:41	WG1092150
Tetrachloroethene	0.00496		0.000372	0.00100	1	04/04/2018 19:45	WG1093696
Toluene	U		0.000412	0.00100	1	04/01/2018 12:41	WG1092150
1,2,3-Trichlorobenzene	U		0.000230	0.00100	1	04/01/2018 12:41	WG1092150
1,2,4-Trichlorobenzene	U		0.000355	0.00100	1	04/01/2018 12:41	WG1092150
1,1,1-Trichloroethane	U		0.000319	0.00100	1	04/01/2018 12:41	WG1092150
1,1,2-Trichloroethane	U		0.000383	0.00100	1	04/01/2018 12:41	WG1092150
Trichloroethene	U		0.000398	0.00100	1	04/01/2018 12:41	WG1092150
Trichlorofluoromethane	U		0.00120	0.00500	1	04/01/2018 12:41	WG1092150
1,2,3-Trichloropropane	U		0.000807	0.00250	1	04/01/2018 12:41	WG1092150
1,2,4-Trimethylbenzene	U		0.000373	0.00100	1	04/01/2018 12:41	WG1092150
1,2,3-Trimethylbenzene	U		0.000321	0.00100	1	04/01/2018 12:41	WG1092150
1,3,5-Trimethylbenzene	U		0.000387	0.00100	1	04/01/2018 12:41	WG1092150
Vinyl chloride	U		0.000259	0.00100	1	04/01/2018 12:41	WG1092150
Xylenes, Total	U		0.00106	0.00300	1	04/01/2018 12:41	WG1092150
(S) Toluene-d8	*103*			*80.0-120*		*04/01/2018 12:41*	WG1092150
(S) Toluene-d8	*99.4*			*80.0-120*		*04/04/2018 19:45*	WG1093696

Volatile Organic Compounds (GC/MS) by Method 8260B

Analyte	Result mg/l	Qualifier	MDL mg/l	RDL mg/l	Dilution	Analysis date / time	Batch
(S) Dibromofluoromethane	*102*			*76.0-123*		*04/01/2018 12:41*	WG1092150
(S) Dibromofluoromethane	*96.8*			*76.0-123*		*04/04/2018 19:45*	WG1093696
(S) 4-Bromofluorobenzene	*91.8*			*80.0-120*		*04/01/2018 12:41*	WG1092150
(S) 4-Bromofluorobenzene	*100*			*80.0-120*		*04/04/2018 19:45*	WG1093696

Wet Chemistry by Method 2320 B-2011

Analyte	Result mg/l	Qualifier	MDL mg/l	RDL mg/l	Dilution	Analysis date / time	Batch
Alkalinity	310		2.71	20.0	1	04/05/2018 18:51	WG1093493

Sample Narrative:

L982035-04 WG1093493: Endpoint pH 4.5

Wet Chemistry by Method 3500Fe B-2011

Analyte	Result mg/l	Qualifier	MDL mg/l	RDL mg/l	Dilution	Analysis date / time	Batch
Ferrous Iron	0.0740		0.0150	0.0500	1	04/02/2018 12:11	WG1092495

Wet Chemistry by Method 9056A

Analyte	Result mg/l	Qualifier	MDL mg/l	RDL mg/l	Dilution	Analysis date / time	Batch
Chloride	35.8		0.0519	1.00	1	04/01/2018 14:11	WG1092075
Nitrate as (N)	10.7		0.114	0.500	5	04/03/2018 01:26	WG1092586
Nitrite as (N)	0.0398	E4	0.0277	0.100	1	04/01/2018 14:11	WG1092075
Sulfate	32.7		0.0774	5.00	1	04/01/2018 14:11	WG1092075

Wet Chemistry by Method 9060A

Analyte	Result mg/l	Qualifier	MDL mg/l	RDL mg/l	Dilution	Analysis date / time	Batch
TOC (Total Organic Carbon)	1.73	B1	0.102	1.00	1	04/02/2018 22:38	WG1092382

Volatile Organic Compounds (GC) by Method RSK175

Analyte	Result mg/l	Qualifier	MDL mg/l	RDL mg/l	Dilution	Analysis date / time	Batch
Methane	U		0.00291	0.0100	1	04/04/2018 10:21	WG1093028
Ethane	U		0.00407	0.0130	1	04/04/2018 10:21	WG1093028
Ethene	U		0.00426	0.0130	1	04/04/2018 10:21	WG1093028

Volatile Organic Compounds (GC/MS) by Method 8260B

Analyte	Result mg/l	Qualifier	MDL mg/l	RDL mg/l	Dilution	Analysis date / time	Batch
Acetone	U		0.0100	0.0500	1	04/01/2018 13:02	WG1092150
Acrolein	U		0.00887	0.0500	1	04/01/2018 13:02	WG1092150
Acrylonitrile	U		0.00187	0.0100	1	04/01/2018 13:02	WG1092150
Benzene	U		0.000331	0.00100	1	04/01/2018 13:02	WG1092150
Bromobenzene	U	L2	0.000352	0.00100	1	04/01/2018 13:02	WG1092150
Bromodichloromethane	U		0.000380	0.00100	1	04/01/2018 13:02	WG1092150
Bromoform	U		0.000469	0.00100	1	04/01/2018 13:02	WG1092150
Bromomethane	U		0.000866	0.00500	1	04/01/2018 13:02	WG1092150
1,3-Butadiene	U		0.000330	0.00200	1	04/01/2018 13:02	WG1092150
n-Butylbenzene	U		0.000361	0.00100	1	04/01/2018 13:02	WG1092150
sec-Butylbenzene	U		0.000365	0.00100	1	04/01/2018 13:02	WG1092150
tert-Butylbenzene	U		0.000399	0.00100	1	04/01/2018 13:02	WG1092150
Carbon tetrachloride	U		0.000379	0.00100	1	04/01/2018 13:02	WG1092150
Carbon disulfide	U		0.000275	0.00100	1	04/01/2018 13:02	WG1092150
Chlorobenzene	U		0.000348	0.00100	1	04/01/2018 13:02	WG1092150
Chlorodibromomethane	U		0.000327	0.00100	1	04/01/2018 13:02	WG1092150
Chloroethane	U		0.000453	0.00500	1	04/01/2018 13:02	WG1092150
Chloroform	U		0.000324	0.00500	1	04/01/2018 13:02	WG1092150
Chloromethane	U		0.000276	0.00250	1	04/01/2018 13:02	WG1092150
Cyclohexane	U		0.000390	0.00100	1	04/01/2018 13:02	WG1092150

Volatile Organic Compounds (GC/MS) by Method 8260B

Analyte	Result mg/l	Qualifier	MDL mg/l	RDL mg/l	Dilution	Analysis date / time	Batch
2-Chlorotoluene	U		0.000375	0.00100	1	04/01/2018 13:02	WG1092150
4-Chlorotoluene	U		0.000351	0.00100	1	04/01/2018 13:02	WG1092150
1,2-Dibromo-3-Chloropropane	U		0.00133	0.00500	1	04/01/2018 13:02	WG1092150
1,2-Dibromoethane	U		0.000381	0.00100	1	04/01/2018 13:02	WG1092150
Dibromomethane	U		0.000346	0.00100	1	04/01/2018 13:02	WG1092150
1,2-Dichlorobenzene	U		0.000349	0.00100	1	04/01/2018 13:02	WG1092150
1,3-Dichlorobenzene	U		0.000220	0.00100	1	04/01/2018 13:02	WG1092150
1,4-Dichlorobenzene	U		0.000274	0.00100	1	04/01/2018 13:02	WG1092150
Dichlorodifluoromethane	U		0.000551	0.00500	1	04/01/2018 13:02	WG1092150
1,1-Dichloroethane	U		0.000259	0.00100	1	04/01/2018 13:02	WG1092150
1,2-Dichloroethane	U		0.000361	0.00100	1	04/01/2018 13:02	WG1092150
1,1-Dichloroethene	U		0.000398	0.00100	1	04/01/2018 13:02	WG1092150
cis-1,2-Dichloroethene	U		0.000260	0.00100	1	04/01/2018 13:02	WG1092150
trans-1,2-Dichloroethene	U		0.000396	0.00100	1	04/01/2018 13:02	WG1092150
1,2-Dichloropropane	U		0.000306	0.00100	1	04/01/2018 13:02	WG1092150
1,1-Dichloropropene	U		0.000352	0.00100	1	04/01/2018 13:02	WG1092150
1,3-Dichloropropane	U		0.000366	0.00100	1	04/01/2018 13:02	WG1092150
cis-1,3-Dichloropropene	U		0.000418	0.00100	1	04/01/2018 13:02	WG1092150
trans-1,3-Dichloropropene	U		0.000419	0.00100	1	04/01/2018 13:02	WG1092150
2,2-Dichloropropane	U		0.000321	0.00100	1	04/01/2018 13:02	WG1092150
Dicyclopentadiene	U		0.000219	0.00100	1	04/01/2018 13:02	WG1092150
Di-isopropyl ether	U		0.000320	0.00100	1	04/01/2018 13:02	WG1092150
Ethylbenzene	U		0.000384	0.00100	1	04/01/2018 13:02	WG1092150
4-Ethyltoluene	U		0.000172	0.00100	1	04/01/2018 13:02	WG1092150
Hexachloro-1,3-butadiene	U		0.000256	0.00100	1	04/01/2018 13:02	WG1092150
n-Hexane	U		0.000736	0.0100	1	04/01/2018 13:02	WG1092150
Isopropylbenzene	U		0.000326	0.00100	1	04/01/2018 13:02	WG1092150
p-Isopropyltoluene	U		0.000350	0.00100	1	04/01/2018 13:02	WG1092150
2-Butanone (MEK)	U		0.00393	0.0100	1	04/01/2018 13:02	WG1092150
Methyl Cyclohexane	U		0.000380	0.00100	1	04/01/2018 13:02	WG1092150
Methylene Chloride	U		0.00100	0.00500	1	04/01/2018 13:02	WG1092150
4-Methyl-2-pentanone (MIBK)	U		0.00214	0.0100	1	04/01/2018 13:02	WG1092150
Methyl tert-butyl ether	U		0.000367	0.00100	1	04/01/2018 13:02	WG1092150
Naphthalene	U		0.00100	0.00500	1	04/01/2018 13:02	WG1092150
Propene	U		0.000975	0.00250	1	04/01/2018 13:02	WG1092150
n-Propylbenzene	U		0.000349	0.00100	1	04/01/2018 13:02	WG1092150
Styrene	U		0.000307	0.00100	1	04/01/2018 13:02	WG1092150
1,1,1,2-Tetrachloroethane	U		0.000385	0.00100	1	04/01/2018 13:02	WG1092150
1,1,2,2-Tetrachloroethane	U		0.000130	0.00100	1	04/01/2018 13:02	WG1092150
1,1,2-Trichlorotrifluoroethane	U		0.000303	0.00100	1	04/01/2018 13:02	WG1092150
Tetrachloroethene	0.0188		0.000372	0.00100	1	04/01/2018 13:02	WG1092150
Toluene	U		0.000412	0.00100	1	04/01/2018 13:02	WG1092150
1,2,3-Trichlorobenzene	U		0.000230	0.00100	1	04/01/2018 13:02	WG1092150
1,2,4-Trichlorobenzene	U		0.000355	0.00100	1	04/01/2018 13:02	WG1092150
1,1,1-Trichloroethane	U		0.000319	0.00100	1	04/01/2018 13:02	WG1092150
1,1,2-Trichloroethane	U		0.000383	0.00100	1	04/01/2018 13:02	WG1092150
Trichloroethene	U		0.000398	0.00100	1	04/01/2018 13:02	WG1092150
Trichlorofluoromethane	U		0.00120	0.00500	1	04/01/2018 13:02	WG1092150
1,2,3-Trichloropropane	U		0.000807	0.00250	1	04/01/2018 13:02	WG1092150
1,2,4-Trimethylbenzene	U		0.000373	0.00100	1	04/01/2018 13:02	WG1092150
1,2,3-Trimethylbenzene	U		0.000321	0.00100	1	04/01/2018 13:02	WG1092150
1,3,5-Trimethylbenzene	U		0.000387	0.00100	1	04/01/2018 13:02	WG1092150
Vinyl chloride	U		0.000259	0.00100	1	04/01/2018 13:02	WG1092150
Xylenes, Total	U		0.00106	0.00300	1	04/01/2018 13:02	WG1092150
(S) Toluene-d8	*103*			*80.0-120*		*04/01/2018 13:02*	WG1092150
(S) Dibromofluoromethane	*103*			*76.0-123*		*04/01/2018 13:02*	WG1092150

Volatile Organic Compounds (GC/MS) by Method 8260B

Analyte	Result mg/l	Qualifier	MDL mg/l	RDL mg/l	Dilution	Analysis date / time	Batch
(S) 4-Bromofluorobenzene	*92.4*			*80.0-120*		*04/01/2018 13:02*	WG1092150

Volatile Organic Compounds (GC/MS) by Method 8260B

Analyte	Result mg/l	Qualifier	MDL mg/l	RDL mg/l	Dilution	Analysis date / time	Batch
Acetone	U		0.0100	0.0500	1	04/01/2018 13:24	WG1092150
Acrolein	U		0.00887	0.0500	1	04/01/2018 13:24	WG1092150
Acrylonitrile	U		0.00187	0.0100	1	04/01/2018 13:24	WG1092150
Benzene	U		0.000331	0.00100	1	04/01/2018 13:24	WG1092150
Bromobenzene	U	L2	0.000352	0.00100	1	04/01/2018 13:24	WG1092150
Bromodichloromethane	U		0.000380	0.00100	1	04/01/2018 13:24	WG1092150
Bromoform	U		0.000469	0.00100	1	04/01/2018 13:24	WG1092150
Bromomethane	U		0.000866	0.00500	1	04/01/2018 13:24	WG1092150
1,3-Butadiene	U		0.000330	0.00200	1	04/01/2018 13:24	WG1092150
n-Butylbenzene	U		0.000361	0.00100	1	04/01/2018 13:24	WG1092150
sec-Butylbenzene	U		0.000365	0.00100	1	04/01/2018 13:24	WG1092150
tert-Butylbenzene	U		0.000399	0.00100	1	04/01/2018 13:24	WG1092150
Carbon tetrachloride	U		0.000379	0.00100	1	04/01/2018 13:24	WG1092150
Carbon disulfide	U		0.000275	0.00100	1	04/01/2018 13:24	WG1092150
Chlorobenzene	U		0.000348	0.00100	1	04/01/2018 13:24	WG1092150
Chlorodibromomethane	U		0.000327	0.00100	1	04/01/2018 13:24	WG1092150
Chloroethane	U		0.000453	0.00500	1	04/01/2018 13:24	WG1092150
Chloroform	U		0.000324	0.00500	1	04/01/2018 13:24	WG1092150
Chloromethane	U		0.000276	0.00250	1	04/01/2018 13:24	WG1092150
Cyclohexane	U		0.000390	0.00100	1	04/01/2018 13:24	WG1092150
2-Chlorotoluene	U		0.000375	0.00100	1	04/01/2018 13:24	WG1092150
4-Chlorotoluene	U		0.000351	0.00100	1	04/01/2018 13:24	WG1092150
1,2-Dibromo-3-Chloropropane	U		0.00133	0.00500	1	04/01/2018 13:24	WG1092150
1,2-Dibromoethane	U		0.000381	0.00100	1	04/01/2018 13:24	WG1092150
Dibromomethane	U		0.000346	0.00100	1	04/01/2018 13:24	WG1092150
1,2-Dichlorobenzene	U		0.000349	0.00100	1	04/01/2018 13:24	WG1092150
1,3-Dichlorobenzene	U		0.000220	0.00100	1	04/01/2018 13:24	WG1092150
1,4-Dichlorobenzene	U		0.000274	0.00100	1	04/01/2018 13:24	WG1092150
Dichlorodifluoromethane	U		0.000551	0.00500	1	04/01/2018 13:24	WG1092150
1,1-Dichloroethane	U		0.000259	0.00100	1	04/01/2018 13:24	WG1092150
1,2-Dichloroethane	U		0.000361	0.00100	1	04/01/2018 13:24	WG1092150
1,1-Dichloroethene	U		0.000398	0.00100	1	04/01/2018 13:24	WG1092150
cis-1,2-Dichloroethene	U		0.000260	0.00100	1	04/01/2018 13:24	WG1092150
trans-1,2-Dichloroethene	U		0.000396	0.00100	1	04/01/2018 13:24	WG1092150
1,2-Dichloropropane	U		0.000306	0.00100	1	04/01/2018 13:24	WG1092150
1,1-Dichloropropene	U		0.000352	0.00100	1	04/01/2018 13:24	WG1092150
1,3-Dichloropropane	U		0.000366	0.00100	1	04/01/2018 13:24	WG1092150
cis-1,3-Dichloropropene	U		0.000418	0.00100	1	04/01/2018 13:24	WG1092150
trans-1,3-Dichloropropene	U		0.000419	0.00100	1	04/01/2018 13:24	WG1092150
2,2-Dichloropropane	U		0.000321	0.00100	1	04/01/2018 13:24	WG1092150
Dicyclopentadiene	U		0.000219	0.00100	1	04/01/2018 13:24	WG1092150
Di-isopropyl ether	U		0.000320	0.00100	1	04/01/2018 13:24	WG1092150
Ethylbenzene	U		0.000384	0.00100	1	04/01/2018 13:24	WG1092150
4-Ethyltoluene	U		0.000172	0.00100	1	04/01/2018 13:24	WG1092150
Hexachloro-1,3-butadiene	U		0.000256	0.00100	1	04/01/2018 13:24	WG1092150
n-Hexane	U		0.000736	0.0100	1	04/01/2018 13:24	WG1092150
Isopropylbenzene	U		0.000326	0.00100	1	04/01/2018 13:24	WG1092150
p-Isopropyltoluene	U		0.000350	0.00100	1	04/01/2018 13:24	WG1092150
2-Butanone (MEK)	U		0.00393	0.0100	1	04/01/2018 13:24	WG1092150
Methyl Cyclohexane	U		0.000380	0.00100	1	04/01/2018 13:24	WG1092150
Methylene Chloride	U		0.00100	0.00500	1	04/01/2018 13:24	WG1092150
4-Methyl-2-pentanone (MIBK)	U		0.00214	0.0100	1	04/01/2018 13:24	WG1092150
Methyl tert-butyl ether	U		0.000367	0.00100	1	04/01/2018 13:24	WG1092150
Naphthalene	U		0.00100	0.00500	1	04/01/2018 13:24	WG1092150
Propene	U		0.000975	0.00250	1	04/01/2018 13:24	WG1092150
n-Propylbenzene	U		0.000349	0.00100	1	04/01/2018 13:24	WG1092150

Volatile Organic Compounds (GC/MS) by Method 8260B

Analyte	Result mg/l	Qualifier	MDL mg/l	RDL mg/l	Dilution	Analysis date / time	Batch
Styrene	U		0.000307	0.00100	1	04/01/2018 13:24	WG1092150
1,1,1,2-Tetrachloroethane	U		0.000385	0.00100	1	04/01/2018 13:24	WG1092150
1,1,2,2-Tetrachloroethane	U		0.000130	0.00100	1	04/01/2018 13:24	WG1092150
1,1,2-Trichlorotrifluoroethane	U		0.000303	0.00100	1	04/01/2018 13:24	WG1092150
Tetrachloroethene	0.00212		0.000372	0.00100	1	04/04/2018 20:05	WG1093696
Toluene	U		0.000412	0.00100	1	04/01/2018 13:24	WG1092150
1,2,3-Trichlorobenzene	U		0.000230	0.00100	1	04/01/2018 13:24	WG1092150
1,2,4-Trichlorobenzene	U		0.000355	0.00100	1	04/01/2018 13:24	WG1092150
1,1,1-Trichloroethane	U		0.000319	0.00100	1	04/01/2018 13:24	WG1092150
1,1,2-Trichloroethane	U		0.000383	0.00100	1	04/01/2018 13:24	WG1092150
Trichloroethene	U		0.000398	0.00100	1	04/01/2018 13:24	WG1092150
Trichlorofluoromethane	U		0.00120	0.00500	1	04/01/2018 13:24	WG1092150
1,2,3-Trichloropropane	U		0.000807	0.00250	1	04/01/2018 13:24	WG1092150
1,2,4-Trimethylbenzene	U		0.000373	0.00100	1	04/01/2018 13:24	WG1092150
1,2,3-Trimethylbenzene	U		0.000321	0.00100	1	04/01/2018 13:24	WG1092150
1,3,5-Trimethylbenzene	U		0.000387	0.00100	1	04/01/2018 13:24	WG1092150
Vinyl chloride	U		0.000259	0.00100	1	04/01/2018 13:24	WG1092150
Xylenes, Total	U		0.00106	0.00300	1	04/01/2018 13:24	WG1092150
(S) Toluene-d8	*101*			*80.0-120*		*04/01/2018 13:24*	WG1092150
(S) Toluene-d8	*101*			*80.0-120*		*04/04/2018 20:05*	WG1093696
(S) Dibromofluoromethane	*102*			*76.0-123*		*04/01/2018 13:24*	WG1092150
(S) Dibromofluoromethane	*97.1*			*76.0-123*		*04/04/2018 20:05*	WG1093696
(S) 4-Bromofluorobenzene	*90.5*			*80.0-120*		*04/01/2018 13:24*	WG1092150
(S) 4-Bromofluorobenzene	*99.6*			*80.0-120*		*04/04/2018 20:05*	WG1093696

Volatile Organic Compounds (GC/MS) by Method 8260B

Analyte	Result mg/l	Qualifier	MDL mg/l	RDL mg/l	Dilution	Analysis date / time	Batch
Acetone	U		0.0100	0.0500	1	04/01/2018 07:23	WG1092150
Acrolein	U		0.00887	0.0500	1	04/01/2018 07:23	WG1092150
Acrylonitrile	U		0.00187	0.0100	1	04/01/2018 07:23	WG1092150
Benzene	U		0.000331	0.00100	1	04/01/2018 07:23	WG1092150
Bromobenzene	U	L2	0.000352	0.00100	1	04/01/2018 07:23	WG1092150
Bromodichloromethane	U		0.000380	0.00100	1	04/01/2018 07:23	WG1092150
Bromoform	U		0.000469	0.00100	1	04/01/2018 07:23	WG1092150
Bromomethane	U		0.000866	0.00500	1	04/01/2018 07:23	WG1092150
1,3-Butadiene	U		0.000330	0.00200	1	04/01/2018 07:23	WG1092150
n-Butylbenzene	U		0.000361	0.00100	1	04/01/2018 07:23	WG1092150
sec-Butylbenzene	U		0.000365	0.00100	1	04/01/2018 07:23	WG1092150
tert-Butylbenzene	U		0.000399	0.00100	1	04/01/2018 07:23	WG1092150
Carbon tetrachloride	U		0.000379	0.00100	1	04/01/2018 07:23	WG1092150
Carbon disulfide	U		0.000275	0.00100	1	04/01/2018 07:23	WG1092150
Chlorobenzene	U		0.000348	0.00100	1	04/01/2018 07:23	WG1092150
Chlorodibromomethane	U		0.000327	0.00100	1	04/01/2018 07:23	WG1092150
Chloroethane	U		0.000453	0.00500	1	04/01/2018 07:23	WG1092150
Chloroform	U		0.000324	0.00500	1	04/01/2018 07:23	WG1092150
Chloromethane	U		0.000276	0.00250	1	04/01/2018 07:23	WG1092150
Cyclohexane	U		0.000390	0.00100	1	04/01/2018 07:23	WG1092150
2-Chlorotoluene	U		0.000375	0.00100	1	04/01/2018 07:23	WG1092150
4-Chlorotoluene	U		0.000351	0.00100	1	04/01/2018 07:23	WG1092150
1,2-Dibromo-3-Chloropropane	U		0.00133	0.00500	1	04/01/2018 07:23	WG1092150
1,2-Dibromoethane	U		0.000381	0.00100	1	04/01/2018 07:23	WG1092150
Dibromomethane	U		0.000346	0.00100	1	04/01/2018 07:23	WG1092150
1,2-Dichlorobenzene	U		0.000349	0.00100	1	04/01/2018 07:23	WG1092150
1,3-Dichlorobenzene	U		0.000220	0.00100	1	04/01/2018 07:23	WG1092150
1,4-Dichlorobenzene	U		0.000274	0.00100	1	04/01/2018 07:23	WG1092150
Dichlorodifluoromethane	U		0.000551	0.00500	1	04/01/2018 07:23	WG1092150
1,1-Dichloroethane	U		0.000259	0.00100	1	04/01/2018 07:23	WG1092150
1,2-Dichloroethane	U		0.000361	0.00100	1	04/01/2018 07:23	WG1092150
1,1-Dichloroethene	U		0.000398	0.00100	1	04/01/2018 07:23	WG1092150
cis-1,2-Dichloroethene	U		0.000260	0.00100	1	04/01/2018 07:23	WG1092150
trans-1,2-Dichloroethene	U		0.000396	0.00100	1	04/01/2018 07:23	WG1092150
1,2-Dichloropropane	U		0.000306	0.00100	1	04/01/2018 07:23	WG1092150
1,1-Dichloropropene	U		0.000352	0.00100	1	04/01/2018 07:23	WG1092150
1,3-Dichloropropane	U		0.000366	0.00100	1	04/01/2018 07:23	WG1092150
cis-1,3-Dichloropropene	U		0.000418	0.00100	1	04/01/2018 07:23	WG1092150
trans-1,3-Dichloropropene	U		0.000419	0.00100	1	04/01/2018 07:23	WG1092150
2,2-Dichloropropane	U		0.000321	0.00100	1	04/01/2018 07:23	WG1092150
Dicyclopentadiene	U		0.000219	0.00100	1	04/01/2018 07:23	WG1092150
Di-isopropyl ether	U		0.000320	0.00100	1	04/01/2018 07:23	WG1092150
Ethylbenzene	U		0.000384	0.00100	1	04/01/2018 07:23	WG1092150
4-Ethyltoluene	U		0.000172	0.00100	1	04/01/2018 07:23	WG1092150
Hexachloro-1,3-butadiene	U		0.000256	0.00100	1	04/01/2018 07:23	WG1092150
n-Hexane	U		0.000736	0.0100	1	04/01/2018 07:23	WG1092150
Isopropylbenzene	U		0.000326	0.00100	1	04/01/2018 07:23	WG1092150
p-Isopropyltoluene	U		0.000350	0.00100	1	04/01/2018 07:23	WG1092150
2-Butanone (MEK)	U		0.00393	0.0100	1	04/01/2018 07:23	WG1092150
Methyl Cyclohexane	U		0.000380	0.00100	1	04/01/2018 07:23	WG1092150
Methylene Chloride	U		0.00100	0.00500	1	04/01/2018 07:23	WG1092150
4-Methyl-2-pentanone (MIBK)	U		0.00214	0.0100	1	04/01/2018 07:23	WG1092150
Methyl tert-butyl ether	U		0.000367	0.00100	1	04/01/2018 07:23	WG1092150
Naphthalene	U		0.00100	0.00500	1	04/01/2018 07:23	WG1092150
Propene	U		0.000975	0.00250	1	04/01/2018 07:23	WG1092150
n-Propylbenzene	U		0.000349	0.00100	1	04/01/2018 07:23	WG1092150

Volatile Organic Compounds (GC/MS) by Method 8260B

Analyte	Result mg/l	Qualifier	MDL mg/l	RDL mg/l	Dilution	Analysis date / time	Batch
Styrene	U		0.000307	0.00100	1	04/01/2018 07:23	WG1092150
1,1,1,2-Tetrachloroethane	U		0.000385	0.00100	1	04/01/2018 07:23	WG1092150
1,1,2,2-Tetrachloroethane	U		0.000130	0.00100	1	04/01/2018 07:23	WG1092150
1,1,2-Trichlorotrifluoroethane	U		0.000303	0.00100	1	04/01/2018 07:23	WG1092150
Tetrachloroethene	U		0.000372	0.00100	1	04/04/2018 17:29	WG1093696
Toluene	U		0.000412	0.00100	1	04/01/2018 07:23	WG1092150
1,2,3-Trichlorobenzene	U		0.000230	0.00100	1	04/01/2018 07:23	WG1092150
1,2,4-Trichlorobenzene	U		0.000355	0.00100	1	04/01/2018 07:23	WG1092150
1,1,1-Trichloroethane	U		0.000319	0.00100	1	04/01/2018 07:23	WG1092150
1,1,2-Trichloroethane	U		0.000383	0.00100	1	04/01/2018 07:23	WG1092150
Trichloroethene	U		0.000398	0.00100	1	04/01/2018 07:23	WG1092150
Trichlorofluoromethane	U		0.00120	0.00500	1	04/01/2018 07:23	WG1092150
1,2,3-Trichloropropane	U		0.000807	0.00250	1	04/01/2018 07:23	WG1092150
1,2,4-Trimethylbenzene	U		0.000373	0.00100	1	04/01/2018 07:23	WG1092150
1,2,3-Trimethylbenzene	U		0.000321	0.00100	1	04/01/2018 07:23	WG1092150
1,3,5-Trimethylbenzene	U		0.000387	0.00100	1	04/01/2018 07:23	WG1092150
Vinyl chloride	U		0.000259	0.00100	1	04/01/2018 07:23	WG1092150
Xylenes, Total	U		0.00106	0.00300	1	04/01/2018 07:23	WG1092150
(S) Toluene-d8	*102*			*80.0-120*		*04/01/2018 07:23*	WG1092150
(S) Toluene-d8	*97.7*			*80.0-120*		*04/04/2018 17:29*	WG1093696
(S) Dibromofluoromethane	*101*			*76.0-123*		*04/01/2018 07:23*	WG1092150
(S) Dibromofluoromethane	*98.5*			*76.0-123*		*04/04/2018 17:29*	WG1093696
(S) 4-Bromofluorobenzene	*90.6*			*80.0-120*		*04/01/2018 07:23*	WG1092150
(S) 4-Bromofluorobenzene	*102*			*80.0-120*		*04/04/2018 17:29*	WG1093696

Volatile Organic Compounds (GC/MS) by Method 8260B

Analyte	Result mg/l	Qualifier	MDL mg/l	RDL mg/l	Dilution	Analysis date / time	Batch
Acetone	U		0.0100	0.0500	1	04/01/2018 13:45	WG1092150
Acrolein	U		0.00887	0.0500	1	04/01/2018 13:45	WG1092150
Acrylonitrile	U		0.00187	0.0100	1	04/01/2018 13:45	WG1092150
Benzene	U		0.000331	0.00100	1	04/01/2018 13:45	WG1092150
Bromobenzene	U	L2	0.000352	0.00100	1	04/01/2018 13:45	WG1092150
Bromodichloromethane	U		0.000380	0.00100	1	04/01/2018 13:45	WG1092150
Bromoform	U		0.000469	0.00100	1	04/01/2018 13:45	WG1092150
Bromomethane	U		0.000866	0.00500	1	04/01/2018 13:45	WG1092150
1,3-Butadiene	U		0.000330	0.00200	1	04/01/2018 13:45	WG1092150
n-Butylbenzene	U		0.000361	0.00100	1	04/01/2018 13:45	WG1092150
sec-Butylbenzene	U		0.000365	0.00100	1	04/01/2018 13:45	WG1092150
tert-Butylbenzene	U		0.000399	0.00100	1	04/01/2018 13:45	WG1092150
Carbon tetrachloride	U		0.000379	0.00100	1	04/01/2018 13:45	WG1092150
Carbon disulfide	U		0.000275	0.00100	1	04/01/2018 13:45	WG1092150
Chlorobenzene	U		0.000348	0.00100	1	04/01/2018 13:45	WG1092150
Chlorodibromomethane	U		0.000327	0.00100	1	04/01/2018 13:45	WG1092150
Chloroethane	U		0.000453	0.00500	1	04/01/2018 13:45	WG1092150
Chloroform	U		0.000324	0.00500	1	04/01/2018 13:45	WG1092150
Chloromethane	U		0.000276	0.00250	1	04/01/2018 13:45	WG1092150
Cyclohexane	U		0.000390	0.00100	1	04/01/2018 13:45	WG1092150
2-Chlorotoluene	U		0.000375	0.00100	1	04/01/2018 13:45	WG1092150
4-Chlorotoluene	U		0.000351	0.00100	1	04/01/2018 13:45	WG1092150
1,2-Dibromo-3-Chloropropane	U		0.00133	0.00500	1	04/01/2018 13:45	WG1092150
1,2-Dibromoethane	U		0.000381	0.00100	1	04/01/2018 13:45	WG1092150
Dibromomethane	U		0.000346	0.00100	1	04/01/2018 13:45	WG1092150
1,2-Dichlorobenzene	U		0.000349	0.00100	1	04/01/2018 13:45	WG1092150
1,3-Dichlorobenzene	U		0.000220	0.00100	1	04/01/2018 13:45	WG1092150
1,4-Dichlorobenzene	U		0.000274	0.00100	1	04/01/2018 13:45	WG1092150
Dichlorodifluoromethane	U		0.000551	0.00500	1	04/01/2018 13:45	WG1092150
1,1-Dichloroethane	U		0.000259	0.00100	1	04/01/2018 13:45	WG1092150
1,2-Dichloroethane	U		0.000361	0.00100	1	04/01/2018 13:45	WG1092150
1,1-Dichloroethene	U		0.000398	0.00100	1	04/01/2018 13:45	WG1092150
cis-1,2-Dichloroethene	U		0.000260	0.00100	1	04/01/2018 13:45	WG1092150
trans-1,2-Dichloroethene	U		0.000396	0.00100	1	04/01/2018 13:45	WG1092150
1,2-Dichloropropane	U		0.000306	0.00100	1	04/01/2018 13:45	WG1092150
1,1-Dichloropropene	U		0.000352	0.00100	1	04/01/2018 13:45	WG1092150
1,3-Dichloropropane	U		0.000366	0.00100	1	04/01/2018 13:45	WG1092150
cis-1,3-Dichloropropene	U		0.000418	0.00100	1	04/01/2018 13:45	WG1092150
trans-1,3-Dichloropropene	U		0.000419	0.00100	1	04/01/2018 13:45	WG1092150
2,2-Dichloropropane	U		0.000321	0.00100	1	04/01/2018 13:45	WG1092150
Dicyclopentadiene	U		0.000219	0.00100	1	04/01/2018 13:45	WG1092150
Di-isopropyl ether	U		0.000320	0.00100	1	04/01/2018 13:45	WG1092150
Ethylbenzene	U		0.000384	0.00100	1	04/01/2018 13:45	WG1092150
4-Ethyltoluene	U		0.000172	0.00100	1	04/01/2018 13:45	WG1092150
Hexachloro-1,3-butadiene	U		0.000256	0.00100	1	04/01/2018 13:45	WG1092150
n-Hexane	U		0.000736	0.0100	1	04/01/2018 13:45	WG1092150
Isopropylbenzene	U		0.000326	0.00100	1	04/01/2018 13:45	WG1092150
p-Isopropyltoluene	U		0.000350	0.00100	1	04/01/2018 13:45	WG1092150
2-Butanone (MEK)	U		0.00393	0.0100	1	04/01/2018 13:45	WG1092150
Methyl Cyclohexane	U		0.000380	0.00100	1	04/01/2018 13:45	WG1092150
Methylene Chloride	U		0.00100	0.00500	1	04/01/2018 13:45	WG1092150
4-Methyl-2-pentanone (MIBK)	U		0.00214	0.0100	1	04/01/2018 13:45	WG1092150
Methyl tert-butyl ether	U		0.000367	0.00100	1	04/01/2018 13:45	WG1092150
Naphthalene	U		0.00100	0.00500	1	04/01/2018 13:45	WG1092150
Propene	U		0.000975	0.00250	1	04/01/2018 13:45	WG1092150
n-Propylbenzene	U		0.000349	0.00100	1	04/01/2018 13:45	WG1092150

Volatile Organic Compounds (GC/MS) by Method 8260B

Analyte	Result mg/l	Qualifier	MDL mg/l	RDL mg/l	Dilution	Analysis date / time	Batch
Styrene	U		0.000307	0.00100	1	04/01/2018 13:45	WG1092150
1,1,1,2-Tetrachloroethane	U		0.000385	0.00100	1	04/01/2018 13:45	WG1092150
1,1,2,2-Tetrachloroethane	U		0.000130	0.00100	1	04/01/2018 13:45	WG1092150
1,1,2-Trichlorotrifluoroethane	U		0.000303	0.00100	1	04/01/2018 13:45	WG1092150
Tetrachloroethene	0.00419		0.000372	0.00100	1	04/04/2018 20:25	WG1093696
Toluene	U		0.000412	0.00100	1	04/01/2018 13:45	WG1092150
1,2,3-Trichlorobenzene	U		0.000230	0.00100	1	04/01/2018 13:45	WG1092150
1,2,4-Trichlorobenzene	U		0.000355	0.00100	1	04/01/2018 13:45	WG1092150
1,1,1-Trichloroethane	U		0.000319	0.00100	1	04/01/2018 13:45	WG1092150
1,1,2-Trichloroethane	U		0.000383	0.00100	1	04/01/2018 13:45	WG1092150
Trichloroethene	U		0.000398	0.00100	1	04/01/2018 13:45	WG1092150
Trichlorofluoromethane	U		0.00120	0.00500	1	04/01/2018 13:45	WG1092150
1,2,3-Trichloropropane	U		0.000807	0.00250	1	04/01/2018 13:45	WG1092150
1,2,4-Trimethylbenzene	U		0.000373	0.00100	1	04/01/2018 13:45	WG1092150
1,2,3-Trimethylbenzene	U		0.000321	0.00100	1	04/01/2018 13:45	WG1092150
1,3,5-Trimethylbenzene	U		0.000387	0.00100	1	04/01/2018 13:45	WG1092150
Vinyl chloride	U		0.000259	0.00100	1	04/01/2018 13:45	WG1092150
Xylenes, Total	U		0.00106	0.00300	1	04/01/2018 13:45	WG1092150
(S) Toluene-d8	*102*			*80.0-120*		*04/01/2018 13:45*	WG1092150
(S) Toluene-d8	*97.6*			*80.0-120*		*04/04/2018 20:25*	WG1093696
(S) Dibromofluoromethane	*102*			*76.0-123*		*04/01/2018 13:45*	WG1092150
(S) Dibromofluoromethane	*101*			*76.0-123*		*04/04/2018 20:25*	WG1093696
(S) 4-Bromofluorobenzene	*90.7*			*80.0-120*		*04/01/2018 13:45*	WG1092150
(S) 4-Bromofluorobenzene	*99.3*			*80.0-120*		*04/04/2018 20:25*	WG1093696

L983044-03 Original Sample (OS) • Duplicate (DUP)

(OS) L983044-03 04/05/18 16:29 • (DUP) R3299499-1 04/05/18 16:36

Analyte	Original Result mg/l	DUP Result mg/l	Dilution	DUP RPD %	DUP Qualifier	DUP RPD Limits %
Alkalinity	32.9	33.2	1	0.773		20

Sample Narrative:

OS: Endpoint pH 4.5 Headspace

DUP: Endpoint pH 4.5

L982040-09 Original Sample (OS) • Duplicate (DUP)

(OS) L982040-09 04/05/18 19:23 • (DUP) R3299499-6 04/05/18 19:30

Analyte	Original Result mg/l	DUP Result mg/l	Dilution	DUP RPD %	DUP Qualifier	DUP RPD Limits %
Alkalinity	291	292	1	0.187		20

Sample Narrative:

OS: Endpoint pH 4.5 Headspace

DUP: Endpoint pH 4.5

Laboratory Control Sample (LCS) • Laboratory Control Sample Duplicate (LCSD)

(LCS) R3299499-5 04/05/18 18:14 • (LCSD) R3299499-7 04/05/18 19:36

Analyte	Spike Amount mg/l	LCS Result mg/l	LCSD Result mg/l	LCS Rec. %	LCSD Rec. %	Rec. Limits %	LCS Qualifier	LCSD Qualifier	RPD %	RPD Limits %
Alkalinity	100	111	109	111	109	85.0-115			1.61	20

Sample Narrative:

LCS: Endpoint pH 4.5

LCSD: Endpoint pH 4.5

Method Blank (MB)

(MB) R3298247-1 04/02/18 12:09

Analyte	MB Result mg/l	MB Qualifier	MB MDL mg/l	MB RDL mg/l
Ferrous Iron	U		0.0150	0.0500

L982035-03 Original Sample (OS) • Duplicate (DUP)

(OS) L982035-03 04/02/18 12:10 • (DUP) R3298247-4 04/02/18 12:11

Analyte	Original Result mg/l	DUP Result mg/l	Dilution	DUP RPD %	DUP Qualifier	DUP RPD Limits %
Ferrous Iron	U	0.000	1	0.000		20

Laboratory Control Sample (LCS) • Laboratory Control Sample Duplicate (LCSD)

(LCS) R3298247-2 04/02/18 12:09 • (LCSD) R3298247-3 04/02/18 12:09

Analyte	Spike Amount mg/l	LCS Result mg/l	LCSD Result mg/l	LCS Rec. %	LCSD Rec. %	Rec. Limits %	LCS Qualifier	LCSD Qualifier	RPD %	RPD Limits %
Ferrous Iron	1.00	0.953	0.956	95.3	95.6	85.0-115			0.314	20

L982040-08 Original Sample (OS) • Matrix Spike (MS) • Matrix Spike Duplicate (MSD)

(OS) L982040-08 04/02/18 12:15 • (MS) R3298247-5 04/02/18 12:16 • (MSD) R3298247-6 04/02/18 12:16

Analyte	Spike Amount mg/l	Original Result mg/l	MS Result mg/l	MSD Result mg/l	MS Rec. %	MSD Rec. %	Dilution	Rec. Limits %	MS Qualifier	MSD Qualifier	RPD %	RPD Limits %
Ferrous Iron	1.50	U	1.17	1.19	78.2	79.1	1	80.0-120	M2	M2	1.10	20

Method Blank (MB)

(MB) R3298330-1 04/01/18 10:27

Analyte	MB Result mg/l	MB Qualifier	MB MDL mg/l	MB RDL mg/l
Chloride	U		0.0519	1.00
Nitrate	U		0.0227	0.100
Nitrite	U		0.0277	0.100
Sulfate	U		0.0774	5.00

L981925-02 Original Sample (OS) • Duplicate (DUP)

(OS) L981925-02 04/01/18 11:17 • (DUP) R3298330-4 04/01/18 11:30

Analyte	Original Result mg/l	DUP Result mg/l	Dilution	DUP RPD %	DUP Qualifier	DUP RPD Limits %
Chloride	3.97	3.73	1	6.11		15
Nitrate	U	0.000	1	0.000		15
Nitrite	U	0.000	1	0.000		15
Sulfate	25.1	25.3	1	0.682		15

L982082-03 Original Sample (OS) • Duplicate (DUP)

(OS) L982082-03 04/01/18 14:48 • (DUP) R3298330-7 04/01/18 15:01

Analyte	Original Result mg/l	DUP Result mg/l	Dilution	DUP RPD %	DUP Qualifier	DUP RPD Limits %
Chloride	2.45	2.32	1	5.21		15
Nitrate	ND	0.000	1	0.000		15
Nitrite	ND	0.000	1	0.000		15
Sulfate	26.2	26.2	1	0.196		15

Laboratory Control Sample (LCS) • Laboratory Control Sample Duplicate (LCSD)

(LCS) R3298330-2 04/01/18 10:40 • (LCSD) R3298330-3 04/01/18 10:52

Analyte	Spike Amount mg/l	LCS Result mg/l	LCSD Result mg/l	LCS Rec. %	LCSD Rec. %	Rec. Limits %	LCS Qualifier	LCSD Qualifier	RPD %	RPD Limits %
Chloride	40.0	39.7	39.6	99.2	99.0	80.0-120			0.120	15
Nitrate	8.00	8.10	8.09	101	101	80.0-120			0.159	15
Nitrite	8.00	7.94	7.94	99.2	99.3	80.0-120			0.0957	15
Sulfate	40.0	40.1	40.0	100	99.9	80.0-120			0.407	15

L981925-02 Original Sample (OS) • Matrix Spike (MS) • Matrix Spike Duplicate (MSD)

(OS) L981925-02 04/01/18 11:17 • (MS) R3298330-5 04/01/18 11:42 • (MSD) R3298330-6 04/01/18 11:54

Analyte	Spike Amount mg/l	Original Result mg/l	MS Result mg/l	MSD Result mg/l	MS Rec. %	MSD Rec. %	Dilution	Rec. Limits %	MS Qualifier	MSD Qualifier	RPD %	RPD Limits %
Chloride	50.0	3.97	54.4	58.4	101	109	1	80.0-120			7.14	15
Nitrate	5.00	U	4.39	5.35	87.8	107	1	80.0-120		R5	19.8	15
Nitrite	5.00	U	4.58	5.54	91.5	111	1	80.0-120		R5	19.1	15
Sulfate	50.0	25.1	68.7	78.0	87.3	106	1	80.0-120			12.6	15

L982082-03 Original Sample (OS) • Matrix Spike (MS)

(OS) L982082-03 04/01/18 14:48 • (MS) R3298330-8 04/01/18 15:38

Analyte	Spike Amount mg/l	Original Result mg/l	MS Result mg/l	MS Rec. %	Dilution	Rec. Limits %	MS Qualifier
Chloride	50.0	2.45	57.9	111	1	80.0-120	
Nitrate	5.00	ND	5.04	101	1	80.0-120	
Nitrite	5.00	ND	5.17	103	1	80.0-120	
Sulfate	50.0	26.2	75.2	98.1	1	80.0-120	

Method Blank (MB)

(MB) R3298587-1 04/02/18 15:58

Analyte	MB Result mg/l	MB Qualifier	MB MDL mg/l	MB RDL mg/l
Nitrate	0.0247	E4	0.0227	0.100

L981630-01 Original Sample (OS) • Duplicate (DUP)

(OS) L981630-01 04/02/18 22:52 • (DUP) R3298587-4 04/02/18 23:07

Analyte	Original Result mg/l	DUP Result mg/l	Dilution	DUP RPD %	DUP Qualifier	DUP RPD Limits %
Nitrate	1.00	1.03	1	2.80		15

L982154-02 Original Sample (OS) • Duplicate (DUP)

(OS) L982154-02 04/03/18 04:46 • (DUP) R3298587-7 04/03/18 05:02

Analyte	Original Result mg/l	DUP Result mg/l	Dilution	DUP RPD %	DUP Qualifier	DUP RPD Limits %
Nitrate	0.665	0.714	1	7.07		15

Laboratory Control Sample (LCS) • Laboratory Control Sample Duplicate (LCSD)

(LCS) R3298587-2 04/02/18 16:14 • (LCSD) R3298587-3 04/02/18 16:29

Analyte	Spike Amount mg/l	LCS Result mg/l	LCSD Result mg/l	LCS Rec. %	LCSD Rec. %	Rec. Limits %	LCS Qualifier	LCSD Qualifier	RPD %	RPD Limits %
Nitrate	8.00	8.08	8.13	101	102	80.0-120			0.626	15

L981630-01 Original Sample (OS) • Matrix Spike (MS) • Matrix Spike Duplicate (MSD)

(OS) L981630-01 04/02/18 22:52 • (MS) R3298587-5 04/02/18 23:22 • (MSD) R3298587-6 04/02/18 23:38

Analyte	Spike Amount mg/l	Original Result mg/l	MS Result mg/l	MSD Result mg/l	MS Rec. %	MSD Rec. %	Dilution	Rec. Limits %	MS Qualifier	MSD Qualifier	RPD %	RPD Limits %
Nitrate	5.00	1.00	5.65	5.93	93.0	98.5	1	80.0-120			4.73	15

L982154-02 Original Sample (OS) • Matrix Spike (MS)

(OS) L982154-02 04/03/18 04:46 • (MS) R3298587-8 04/03/18 05:17

Analyte	Spike Amount mg/l	Original Result mg/l	MS Result mg/l	MS Rec. %	Dilution	Rec. Limits %	MS Qualifier
Nitrate	5.00	0.665	5.17	90.1	1	80.0-120	

Method Blank (MB)

(MB) R3298454-1 04/02/18 15:56

Analyte	MB Result mg/l	MB Qualifier	MB MDL mg/l	MB RDL mg/l
TOC (Total Organic Carbon)	0.220	E4	0.102	1.00

L981910-03 Original Sample (OS) • Duplicate (DUP)

(OS) L981910-03 04/02/18 17:58 • (DUP) R3298454-3 04/02/18 18:10

Analyte	Original Result mg/l	DUP Result mg/l	Dilution	DUP RPD %	DUP Qualifier	DUP RPD Limits %
TOC (Total Organic Carbon)	1.06	0.987	1	7.07		20

L981943-01 Original Sample (OS) • Duplicate (DUP)

(OS) L981943-01 04/02/18 20:49 • (DUP) R3298454-5 04/02/18 21:08

Analyte	Original Result mg/l	DUP Result mg/l	Dilution	DUP RPD %	DUP Qualifier	DUP RPD Limits %
TOC (Total Organic Carbon)	34.6	34.2	1	1.16		20

Sample Narrative:

OS: biphasic sample, aqueous layer analyzed

Laboratory Control Sample (LCS) • Laboratory Control Sample Duplicate (LCSD)

(LCS) R3298454-2 04/02/18 16:34 • (LCSD) R3298454-4 04/02/18 18:53

Analyte	Spike Amount mg/l	LCS Result mg/l	LCSD Result mg/l	LCS Rec. %	LCSD Rec. %	Rec. Limits %	LCS Qualifier	LCSD Qualifier	RPD %	RPD Limits %
TOC (Total Organic Carbon)	75.0	77.1	75.4	103	101	85.0-115			2.15	20

L982040-09 Original Sample (OS) • Matrix Spike (MS) • Matrix Spike Duplicate (MSD)

(OS) L982040-09 04/02/18 23:34 • (MS) R3298454-6 04/02/18 23:56 • (MSD) R3298454-7 04/03/18 00:12

Analyte	Spike Amount mg/l	Original Result mg/l	MS Result mg/l	MSD Result mg/l	MS Rec. %	MSD Rec. %	Dilution	Rec. Limits %	MS Qualifier	MSD Qualifier	RPD %	RPD Limits %
TOC (Total Organic Carbon)	50.0	1.08	51.3	51.4	100	101	1	80.0-120			0.234	20

Method Blank (MB)

(MB) R3298583-1 04/03/18 10:35

Analyte	MB Result mg/l	MB Qualifier	MB MDL mg/l	MB RDL mg/l
Methane	U		0.00291	0.0100
Ethane	U		0.00407	0.0130
Ethene	U		0.00426	0.0130

L981910-02 Original Sample (OS) • Duplicate (DUP)

(OS) L981910-02 04/03/18 11:23 • (DUP) R3298583-2 04/03/18 11:38

Analyte	Original Result mg/l	DUP Result mg/l	Dilution	DUP RPD %	DUP Qualifier	DUP RPD Limits %
Methane	1.49	1.54	1	3.21		20
Ethane	ND	0.000	1	0.000		20
Ethene	ND	0.000	1	0.000		20

L982035-03 Original Sample (OS) • Duplicate (DUP)

(OS) L982035-03 04/03/18 13:13 • (DUP) R3298583-3 04/03/18 13:18

Analyte	Original Result mg/l	DUP Result mg/l	Dilution	DUP RPD %	DUP Qualifier	DUP RPD Limits %
Methane	U	0.000	1	0.000		20
Ethane	U	0.000	1	0.000		20
Ethene	U	0.000	1	0.000		20

Laboratory Control Sample (LCS) • Laboratory Control Sample Duplicate (LCSD)

(LCS) R3298583-4 04/03/18 13:24 • (LCSD) R3298583-5 04/03/18 13:33

Analyte	Spike Amount mg/l	LCS Result mg/l	LCSD Result mg/l	LCS Rec. %	LCSD Rec. %	Rec. Limits %	LCS Qualifier	LCSD Qualifier	RPD %	RPD Limits %
Methane	0.0678	0.0763	0.0725	112	107	85.0-115			5.10	20
Ethane	0.129	0.123	0.122	95.2	94.8	85.0-115			0.432	20
Ethene	0.127	0.126	0.125	99.1	98.6	85.0-115			0.489	20

Method Blank (MB)

(MB) R3298934-1 04/04/18 10:18

Analyte	MB Result mg/l	MB Qualifier	MB MDL mg/l	MB RDL mg/l
Methane	U		0.00291	0.0100
Ethane	U		0.00407	0.0130
Ethene	U		0.00426	0.0130

L982040-10 Original Sample (OS) • Duplicate (DUP)

(OS) L982040-10 04/04/18 10:38 • (DUP) R3298934-2 04/04/18 11:14

Analyte	Original Result mg/l	DUP Result mg/l	Dilution	DUP RPD %	DUP Qualifier	DUP RPD Limits %
Methane	U	0.000	1	0.000		20
Ethane	U	0.000	1	0.000		20
Ethene	U	0.000	1	0.000		20

L982471-10 Original Sample (OS) • Duplicate (DUP)

(OS) L982471-10 04/04/18 11:55 • (DUP) R3298934-3 04/04/18 13:00

Analyte	Original Result mg/l	DUP Result mg/l	Dilution	DUP RPD %	DUP Qualifier	DUP RPD Limits %
Methane	6.76	6.78	1	0.274		20
Ethane	ND	0.000	1	0.000		20
Ethene	ND	0.000	1	0.000		20

Laboratory Control Sample (LCS) • Laboratory Control Sample Duplicate (LCSD)

(LCS) R3298934-4 04/04/18 13:08 • (LCSD) R3298934-5 04/04/18 13:17

Analyte	Spike Amount mg/l	LCS Result mg/l	LCSD Result mg/l	LCS Rec. %	LCSD Rec. %	Rec. Limits %	LCS Qualifier	LCSD Qualifier	RPD %	RPD Limits %
Methane	0.0678	0.0730	0.0724	108	107	85.0-115			0.773	20
Ethane	0.129	0.121	0.116	94.1	89.8	85.0-115			4.66	20
Ethene	0.127	0.125	0.119	98.2	93.8	85.0-115			4.60	20

Method Blank (MB)

(MB) R3298621-4 04/01/18 07:01

Analyte	MB Result mg/l	MB Qualifier	MB MDL mg/l	MB RDL mg/l
Acetone	U		0.0100	0.0500
Acrolein	U		0.00887	0.0500
Acrylonitrile	U		0.00187	0.0100
Benzene	U		0.000331	0.00100
Bromobenzene	U		0.000352	0.00100
Bromodichloromethane	U		0.000380	0.00100
Bromoform	U		0.000469	0.00100
Bromomethane	U		0.000866	0.00500
1,3-Butadiene	U		0.000330	0.00200
n-Butylbenzene	U		0.000361	0.00100
sec-Butylbenzene	U		0.000365	0.00100
tert-Butylbenzene	U		0.000399	0.00100
Carbon disulfide	U		0.000275	0.00100
Carbon tetrachloride	U		0.000379	0.00100
Chlorobenzene	U		0.000348	0.00100
Chlorodibromomethane	U		0.000327	0.00100
Chloroethane	U		0.000453	0.00500
Chloroform	U		0.000324	0.00500
Chloromethane	U		0.000276	0.00250
Cyclohexane	U		0.000390	0.00100
2-Chlorotoluene	U		0.000375	0.00100
4-Chlorotoluene	U		0.000351	0.00100
1,2-Dibromo-3-Chloropropane	U		0.00133	0.00500
1,2-Dibromoethane	U		0.000381	0.00100
Dibromomethane	U		0.000346	0.00100
1,2-Dichlorobenzene	U		0.000349	0.00100
1,3-Dichlorobenzene	U		0.000220	0.00100
1,4-Dichlorobenzene	U		0.000274	0.00100
Dichlorodifluoromethane	U		0.000551	0.00500
1,1-Dichloroethane	U		0.000259	0.00100
1,2-Dichloroethane	U		0.000361	0.00100
1,1-Dichloroethene	U		0.000398	0.00100
cis-1,2-Dichloroethene	U		0.000260	0.00100
trans-1,2-Dichloroethene	U		0.000396	0.00100
1,2-Dichloropropane	U		0.000306	0.00100
1,1-Dichloropropene	U		0.000352	0.00100
1,3-Dichloropropane	U		0.000366	0.00100
cis-1,3-Dichloropropene	U		0.000418	0.00100
trans-1,3-Dichloropropene	U		0.000419	0.00100
2,2-Dichloropropane	U		0.000321	0.00100

Method Blank (MB)

(MB) R3298621-4 04/01/18 07:01

Analyte	MB Result mg/l	MB Qualifier	MB MDL mg/l	MB RDL mg/l
Dicyclopentadiene	U		0.000219	0.00100
Di-isopropyl ether	U		0.000320	0.00100
Ethylbenzene	U		0.000384	0.00100
4-Ethyltoluene	U		0.000172	0.00100
Hexachloro-1,3-butadiene	U		0.000256	0.00100
n-Hexane	U		0.000736	0.0100
Isopropylbenzene	U		0.000326	0.00100
p-Isopropyltoluene	U		0.000350	0.00100
2-Butanone (MEK)	U		0.00393	0.0100
Methyl Cyclohexane	U		0.000380	0.00100
Methylene Chloride	U		0.00100	0.00500
4-Methyl-2-pentanone (MIBK)	U		0.00214	0.0100
Methyl tert-butyl ether	U		0.000367	0.00100
Naphthalene	U		0.00100	0.00500
Propene	U		0.000975	0.00250
n-Propylbenzene	U		0.000349	0.00100
Styrene	U		0.000307	0.00100
1,1,1,2-Tetrachloroethane	U		0.000385	0.00100
1,1,2,2-Tetrachloroethane	U		0.000130	0.00100
Tetrachloroethene	0.00137		0.000372	0.00100
Toluene	U		0.000412	0.00100
1,1,2-Trichlorotrifluoroethane	U		0.000303	0.00100
1,2,3-Trichlorobenzene	U		0.000230	0.00100
1,2,4-Trichlorobenzene	U		0.000355	0.00100
1,1,1-Trichloroethane	U		0.000319	0.00100
1,1,2-Trichloroethane	U		0.000383	0.00100
Trichloroethene	U		0.000398	0.00100
Trichlorofluoromethane	U		0.00120	0.00500
1,2,3-Trichloropropane	U		0.000807	0.00250
1,2,3-Trimethylbenzene	U		0.000321	0.00100
1,2,4-Trimethylbenzene	U		0.000373	0.00100
1,3,5-Trimethylbenzene	U		0.000387	0.00100
Vinyl chloride	U		0.000259	0.00100
Xylenes, Total	U		0.00106	0.00300
(S) Toluene-d8	*102*			*80.0-120*
(S) Dibromofluoromethane	*99.7*			*76.0-123*
(S) 4-Bromofluorobenzene	*92.0*			*80.0-120*

Laboratory Control Sample (LCS) • Laboratory Control Sample Duplicate (LCSD)

(LCS) R3298621-1 04/01/18 05:37 • (LCSD) R3298621-2 04/01/18 05:58

Analyte	Spike Amount mg/l	LCS Result mg/l	LCSD Result mg/l	LCS Rec. %	LCSD Rec. %	Rec. Limits %	LCS Qualifier	LCSD Qualifier	RPD %	RPD Limits %
Acetone	0.125	0.133	0.129	107	103	10.0-160			3.20	23
Acrolein	0.125	0.146	0.137	117	110	10.0-160			6.63	20
Acrylonitrile	0.125	0.126	0.121	101	97.1	60.0-142			3.91	20
Benzene	0.0250	0.0235	0.0240	94.0	96.1	69.0-123			2.16	20
Bromobenzene	0.0250	0.0194	0.0198	77.7	79.3	79.0-120	L2		2.06	20
Bromodichloromethane	0.0250	0.0234	0.0235	93.6	94.0	76.0-120			0.366	20
Bromoform	0.0250	0.0214	0.0214	85.7	85.5	67.0-132			0.274	20
Bromomethane	0.0250	0.0291	0.0301	116	121	18.0-160			3.67	20
1,3-Butadiene	0.0250	0.0245	0.0265	98.1	106	40.0-141			7.70	20
n-Butylbenzene	0.0250	0.0238	0.0253	95.0	101	72.0-126			6.26	20
sec-Butylbenzene	0.0250	0.0223	0.0240	89.2	96.1	74.0-121			7.48	20
tert-Butylbenzene	0.0250	0.0219	0.0236	87.4	94.3	75.0-122			7.53	20
Carbon disulfide	0.0250	0.0217	0.0234	86.7	93.7	55.0-127			7.73	20
Carbon tetrachloride	0.0250	0.0226	0.0245	90.2	98.0	63.0-122			8.27	20
Chlorobenzene	0.0250	0.0247	0.0254	98.7	102	79.0-121			2.96	20
Chlorodibromomethane	0.0250	0.0257	0.0260	103	104	75.0-125			1.05	20
Chloroethane	0.0250	0.0241	0.0275	96.5	110	47.0-152			13.2	20
Chloroform	0.0250	0.0228	0.0233	91.4	93.1	72.0-121			1.88	20
Chloromethane	0.0250	0.0233	0.0249	93.2	99.6	48.0-139			6.70	20
Cyclohexane	0.0250	0.0235	0.0258	94.0	103	70.0-130			9.29	20
2-Chlorotoluene	0.0250	0.0207	0.0217	82.9	86.6	74.0-122			4.39	20
4-Chlorotoluene	0.0250	0.0200	0.0208	80.1	83.3	79.0-120			3.91	20
1,2-Dibromo-3-Chloropropane	0.0250	0.0246	0.0245	98.3	97.9	64.0-127			0.402	20
1,2-Dibromoethane	0.0250	0.0253	0.0251	101	101	77.0-123			0.788	20
Dibromomethane	0.0250	0.0250	0.0245	100	97.8	78.0-120			2.22	20
1,2-Dichlorobenzene	0.0250	0.0251	0.0254	100	102	80.0-120			1.28	20
1,3-Dichlorobenzene	0.0250	0.0234	0.0241	93.5	96.6	72.0-123			3.24	20
1,4-Dichlorobenzene	0.0250	0.0243	0.0250	97.4	99.9	77.0-120			2.53	20
Dichlorodifluoromethane	0.0250	0.0251	0.0288	101	115	49.0-155			13.5	20
1,1-Dichloroethane	0.0250	0.0243	0.0246	97.3	98.5	70.0-126			1.19	20
1,2-Dichloroethane	0.0250	0.0243	0.0240	97.2	96.1	67.0-126			1.13	20
1,1-Dichloroethene	0.0250	0.0226	0.0246	90.2	98.2	64.0-129			8.47	20
cis-1,2-Dichloroethene	0.0250	0.0242	0.0241	96.6	96.3	73.0-120			0.295	20
trans-1,2-Dichloroethene	0.0250	0.0235	0.0246	94.2	98.5	71.0-121			4.53	20
1,2-Dichloropropane	0.0250	0.0249	0.0251	99.6	100	75.0-125			0.712	20
1,1-Dichloropropene	0.0250	0.0240	0.0259	96.1	104	71.0-129			7.65	20
1,3-Dichloropropane	0.0250	0.0248	0.0251	99.3	100	80.0-121			1.02	20
cis-1,3-Dichloropropene	0.0250	0.0249	0.0254	99.8	102	79.0-123			1.76	20
trans-1,3-Dichloropropene	0.0250	0.0242	0.0241	96.6	96.2	74.0-127			0.381	20
2,2-Dichloropropane	0.0250	0.0226	0.0236	90.3	94.3	60.0-125			4.39	20

Laboratory Control Sample (LCS) • Laboratory Control Sample Duplicate (LCSD)

(LCS) R3298621-1 04/01/18 05:37 • (LCSD) R3298621-2 04/01/18 05:58

Analyte	Spike Amount mg/l	LCS Result mg/l	LCSD Result mg/l	LCS Rec. %	LCSD Rec. %	Rec. Limits %	LCS Qualifier	LCSD Qualifier	RPD %	RPD Limits %
Dicyclopentadiene	0.0250	0.0240	0.0257	96.0	103	72.0-121			6.95	20
Di-isopropyl ether	0.0250	0.0239	0.0237	95.7	94.9	59.0-133			0.842	20
Ethylbenzene	0.0250	0.0243	0.0256	97.2	102	77.0-120			5.14	20
4-Ethyltoluene	0.0250	0.0207	0.0219	82.8	87.5	74.0-120			5.56	20
Hexachloro-1,3-butadiene	0.0250	0.0241	0.0272	96.3	109	64.0-131			12.1	20
n-Hexane	0.0250	0.0219	0.0234	87.5	93.4	56.0-124			6.60	20
Isopropylbenzene	0.0250	0.0212	0.0226	84.7	90.3	75.0-120			6.35	20
p-Isopropyltoluene	0.0250	0.0228	0.0246	91.3	98.5	74.0-126			7.53	20
2-Butanone (MEK)	0.125	0.130	0.123	104	98.1	37.0-158			5.50	20
Methyl Cyclohexane	0.0250	0.0235	0.0260	93.9	104	70.0-130			10.4	20
Methylene Chloride	0.0250	0.0237	0.0237	94.8	94.6	66.0-121			0.179	20
4-Methyl-2-pentanone (MIBK)	0.125	0.125	0.123	99.8	98.3	59.0-143			1.53	20
Methyl tert-butyl ether	0.0250	0.0242	0.0238	96.6	95.1	64.0-123			1.61	20
Naphthalene	0.0250	0.0252	0.0253	101	101	62.0-128			0.565	20
Propene	0.0250	0.0187	0.0223	74.9	89.1	10.0-160			17.3	21
n-Propylbenzene	0.0250	0.0205	0.0219	82.2	87.8	79.0-120			6.59	20
Styrene	0.0250	0.0212	0.0214	84.8	85.7	78.0-124			1.06	20
1,1,1,2-Tetrachloroethane	0.0250	0.0251	0.0255	100	102	75.0-122			1.77	20
1,1,2,2-Tetrachloroethane	0.0250	0.0188	0.0191	75.3	76.5	71.0-122			1.64	20
Tetrachloroethene	0.0250	0.0265	0.0283	106	113	70.0-127			6.69	20
Toluene	0.0250	0.0236	0.0249	94.3	99.6	77.0-120			5.46	20
1,1,2-Trichlorotrifluoroethane	0.0250	0.0261	0.0283	104	113	61.0-136			8.21	20
1,2,3-Trichlorobenzene	0.0250	0.0250	0.0258	100	103	61.0-133			3.07	20
1,2,4-Trichlorobenzene	0.0250	0.0251	0.0258	100	103	69.0-129			2.85	20
1,1,1-Trichloroethane	0.0250	0.0233	0.0246	93.1	98.6	68.0-122			5.75	20
1,1,2-Trichloroethane	0.0250	0.0235	0.0236	93.9	94.3	78.0-120			0.365	20
Trichloroethene	0.0250	0.0254	0.0263	102	105	78.0-120			3.20	20
Trichlorofluoromethane	0.0250	0.0265	0.0296	106	118	56.0-137			10.7	20
1,2,3-Trichloropropane	0.0250	0.0211	0.0208	84.5	83.1	72.0-124			1.67	20
1,2,3-Trimethylbenzene	0.0250	0.0242	0.0249	96.7	99.5	75.0-120			2.80	20
1,2,4-Trimethylbenzene	0.0250	0.0213	0.0219	85.4	87.4	75.0-120			2.38	20
1,3,5-Trimethylbenzene	0.0250	0.0212	0.0223	84.8	89.2	75.0-120			5.08	20
Vinyl chloride	0.0250	0.0259	0.0282	104	113	64.0-133			8.55	20
Xylenes, Total	0.0750	0.0749	0.0778	99.9	104	77.0-120			3.80	20
(S) Toluene-d8				*99.7*	*102*	*80.0-120*				
(S) Dibromofluoromethane				*101*	*99.5*	*76.0-123*				
(S) 4-Bromofluorobenzene				*83.4*	*84.3*	*80.0-120*				

Method Blank (MB)

(MB) R3299205-4 04/04/18 15:53

Analyte	MB Result mg/l	MB Qualifier	MB MDL mg/l	MB RDL mg/l
Tetrachloroethene	U		0.000372	0.00100
(S) Toluene-d8	*97.1*			*80.0-120*
(S) Dibromofluoromethane	*96.9*			*76.0-123*
(S) 4-Bromofluorobenzene	*104*			*80.0-120*

Laboratory Control Sample (LCS) • Laboratory Control Sample Duplicate (LCSD)

(LCS) R3299205-1 04/04/18 14:04 • (LCSD) R3299205-2 04/04/18 14:55

Analyte	Spike Amount mg/l	LCS Result mg/l	LCSD Result mg/l	LCS Rec. %	LCSD Rec. %	Rec. Limits %	LCS Qualifier	LCSD Qualifier	RPD %	RPD Limits %
Tetrachloroethene	0.0250	0.0244	0.0244	97.6	97.8	70.0-127			0.217	20
(S) Toluene-d8				*99.1*	*102*	*80.0-120*				
(S) Dibromofluoromethane				*97.8*	*97.9*	*76.0-123*				
(S) 4-Bromofluorobenzene				*102*	*99.4*	*80.0-120*				

Instrument: VOCMS32 • File ID: 0404_04

04/04/18 14:04

Sample ID	File ID	8260-PENTAFLUOROBENZENE Response	8260-1,4-DIFLUOROBENZENE Response	8260-2-BROMO-1-CHLOROPROPANE Response	8260-1,4-DICHLOROBENZENE-D4 Response
Standard	0404_04	263918	363786	58250	135884
Upper Limit		527836	727572	116500	271768
Lower Limit		131959	181893	29125	67942
LCS R3299205-1 WG1093696 1x	0404_04A	263918	363786	58250	135884
LCSD R3299205-2 WG1093696 1x	0404_05	268373	368096	58979	139778
BLANK R3299205-4 WG1093696 1x	0404_08	263491	365172	59214	131286
L982035-06 WG1093696 1x	0404_10	257629	355143	58268	133465
L982035-01 WG1093696 1x	0404_15	236915	318946	53430	128333
L982035-02 WG1093696 1x	0404_16	232358	317687	50127	123095
L982035-03 WG1093696 1x	0404_17	229816	311492	50159	115147
L982035-05 WG1093696 1x	0404_18	230066	310341	49689	119629
L982035-07 WG1093696 1x	0404_19	225278	302556	49337	118626

Instrument: VOCMS35 • File ID: 0331_56

04/01/18 05:37

Sample ID	File ID	8260-PENTAFLUOROBENZENE Response	8260-1,4-DIFLUOROBENZENE Response	8260-2-BROMO-1-CHLOROPROPANE Response	8260-1,4-DICHLOROBENZENE-D4 Response
Standard	0331_56	245205	356942	55171	224592
Upper Limit		490410	713884	110342	449184
Lower Limit		122603	178471	27586	112296
LCS R3298621-1 WG1092150 1x	0331_56u	245205	356942	55171	224592
LCSD R3298621-2 WG1092150 1x	0331_57	256866	369402	56028	228676
BLANK R3298621-4 WG1092150 1x	0331_60	246955	354913	53394	200567
L982035-06 WG1092150 1x	0331_61	241799	348332	52119	199803
L982035-01 WG1092150 1x	0331_74	232571	333508	51389	195043
L982035-02 WG1092150 1x	0331_75	224604	327263	48860	188963
L982035-03 WG1092150 1x	0331_76	220772	324062	48784	187377
L982035-04 WG1092150 1x	0331_77	223052	324553	48774	184390
L982035-05 WG1092150 1x	0331_78	225144	328467	49906	187535
L982035-07 WG1092150 1x	0331_79	220027	319288	48276	183833

1 Cp
2 Tc
3 Ss
4 Cn
5 Sr
6 Qc
7 Is
8 Gl
9 Al
10 Sc

Guide to Reading and Understanding Your Laboratory Report

The information below is designed to better explain the various terms used in your report of analytical results from the Laboratory. This is not intended as a comprehensive explanation, and if you have additional questions please contact your project representative.

Abbreviations and Definitions

MDL	Method Detection Limit.
ND	Not detected at the Reporting Limit (or MDL where applicable).
RDL	Reported Detection Limit.
Rec.	Recovery.
RPD	Relative Percent Difference.
SDG	Sample Delivery Group.
(S)	Surrogate (Surrogate Standard) - Analytes added to every blank, sample, Laboratory Control Sample/Duplicate and Matrix Spike/Duplicate; used to evaluate analytical efficiency by measuring recovery. Surrogates are not expected to be detected in all environmental media.
U	Not detected at the Reporting Limit (or MDL where applicable).
Analyte	The name of the particular compound or analysis performed. Some Analyses and Methods will have multiple analytes reported.
Dilution	If the sample matrix contains an interfering material, or if concentrations of analytes in the sample are higher than the highest limit of concentration that the laboratory can accurately report, the sample may be diluted for analysis. If a value different than 1 is used in this field, the result reported has already been corrected for this factor.
Limits	These are the target % recovery ranges or % difference value that the laboratory has historically determined as normal for the method and analyte being reported. Successful QC Sample analysis will target all analytes recovered or duplicated within these ranges.
Original Sample	The non-spiked sample in the prep batch used to determine the Relative Percent Difference (RPD) from a quality control sample. The Original Sample may not be included within the reported SDG.
Qualifier	This column provides a letter and/or number designation that corresponds to additional information concerning the result reported. If a Qualifier is present, a definition per Qualifier is provided within the Glossary and Definitions page and potentially a discussion of possible implications of the Qualifier in the Case Narrative if applicable.
Result	The actual analytical final result (corrected for any sample specific characteristics) reported for your sample. If there was no measurable result returned for a specific analyte, the result in this column may state “ND” (Not Detected) or “BDL” (Below Detectable Levels). The information in the results column should always be accompanied by either an MDL (Method Detection Limit) or RDL (Reporting Detection Limit) that defines the lowest value that the laboratory could detect or report for this analyte.
Case Narrative (Cn)	A brief discussion about the included sample results, including a discussion of any non-conformances to protocol observed either at sample receipt by the laboratory from the field or during the analytical process. If present, there will be a section in the Case Narrative to discuss the meaning of any data qualifiers used in the report.
Quality Control Summary (Qc)	This section of the report includes the results of the laboratory quality control analyses required by procedure or analytical methods to assist in evaluating the validity of the results reported for your samples. These analyses are not being performed on your samples typically, but on laboratory generated material.
Sample Chain of Custody (Sc)	This is the document created in the field when your samples were initially collected. This is used to verify the time and date of collection, the person collecting the samples, and the analyses that the laboratory is requested to perform. This chain of custody also documents all persons (excluding commercial shippers) that have had control or possession of the samples from the time of collection until delivery to the laboratory for analysis.
Sample Results (Sr)	This section of your report will provide the results of all testing performed on your samples. These results are provided by sample ID and are separated by the analyses performed on each sample. The header line of each analysis section for each sample will provide the name and method number for the analysis reported.
Sample Summary (Ss)	This section of the Analytical Report defines the specific analyses performed for each sample ID, including the dates and times of preparation and/or analysis.

Qualifier	Description
B1	Target analyte detected in method blank at or above the method reporting limit.
E4	Concentration estimated. Analyte was detected below laboratory minimum reporting level (MRL) but above MDL.
L2	The associated blank spike recovery was below laboratory acceptance limits.
M2	Matrix spike recovery was low, the method control sample recovery was acceptable.
R5	MS/MSD RPD exceeded the laboratory acceptance limit. Recovery met acceptance criteria.

ACCREDITATIONS & LOCATIONS

ESC Lab Sciences is the only environmental laboratory accredited/certified to support your work nationwide from one location. One phone call, one point of contact, one laboratory. No other lab is as accessible or prepared to handle your needs throughout the country. Our capacity and capability from our single location laboratory is comparable to the collective totals of the network laboratories in our industry. The most significant benefit to our one location design is the design of our laboratory campus. The model is conducive to accelerated productivity, decreasing turn-around time, and preventing cross contamination, thus protecting sample integrity. Our focus on premium quality and prompt service allows us to be YOUR LAB OF CHOICE.
* Not all certifications held by the laboratory are applicable to the results reported in the attached report.
* Accreditation is only applicable to the test methods specified on each scope of accreditation held by ESC Lab Sciences.

State Accreditations

Alabama	40660	Nebraska	NE-OS-15-05
Alaska	17-026	Nevada	TN-03-2002-34
Arizona	AZ0612	New Hampshire	2975
Arkansas	88-0469	New Jersey–NELAP	TN002
California	2932	New Mexico [1]	n/a
Colorado	TN00003	New York	11742
Connecticut	PH-0197	North Carolina	Env375
Florida	E87487	North Carolina [1]	DW21704
Georgia	NELAP	North Carolina [3]	41
Georgia [1]	923	North Dakota	R-140
Idaho	TN00003	Ohio–VAP	CL0069
Illinois	200008	Oklahoma	9915
Indiana	C-TN-01	Oregon	TN200002
Iowa	364	Pennsylvania	68-02979
Kansas	E-10277	Rhode Island	LAO00356
Kentucky [1 6]	90010	South Carolina	84004
Kentucky [2]	16	South Dakota	n/a
Louisiana	AI30792	Tennessee [1 4]	2006
Louisiana [1]	LA180010	Texas	T 104704245-17-14
Maine	TN0002	Texas [5]	LAB0152
Maryland	324	Utah	TN00003
Massachusetts	M-TN003	Vermont	VT2006
Michigan	9958	Virginia	460132
Minnesota	047-999-395	Washington	C847
Mississippi	TN00003	West Virginia	233
Missouri	340	Wisconsin	9980939910
Montana	CERT0086	Wyoming	A2LA

Third Party Federal Accreditations

A2LA – ISO 17025	1461.01	AIHA-LAP,LLC EMLAP	100789
A2LA – ISO 17025 [5]	1461.02	DOD	1461.01
Canada	1461.01	USDA	P330-15-00234
EPA–Crypto	TN00003		

[1] Drinking Water [2] Underground Storage Tanks [3] Aquatic Toxicity [4] Chemical/Microbiological [5] Mold [6] Wastewater n/a Accreditation not applicable

Our Locations

ESC Lab Sciences has sixty-four client support centers that provide sample pickup and/or the delivery of sampling supplies. If you would like assistance from one of our support offices, please contact our main office. ESC Lab Sciences performs all testing at our central laboratory.

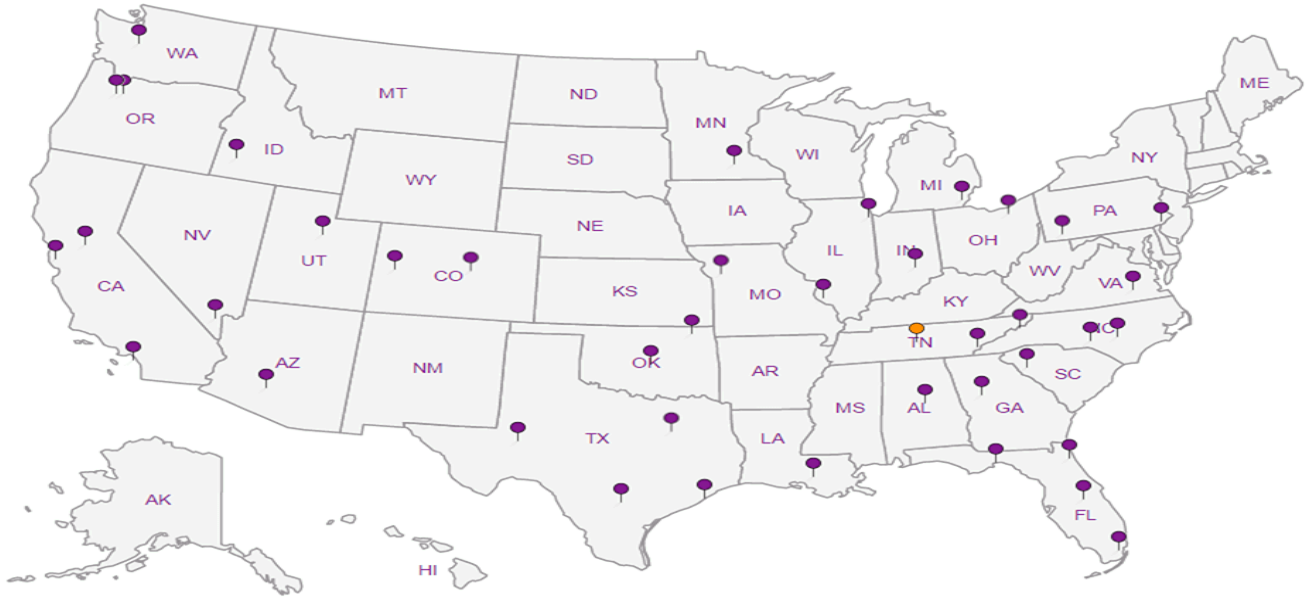

Pinyon Environmental
1408 W. Mendoza Avenue
Mesa, AZ 85202

Billing Information:

Report to: **Steve Sutherland**

Email To: **sutherland@pinyon-env.com**

Project Description: **260 & Johnson Lane WQARF Site**

City/State Collected: **Pinetop-Lakeside, AZ**

Phone: **303.785.7697**
Fax:

Client Project # 71710060/4

Lab Project #

Collected by (print): Steve Sutherland

Site/Facility ID #

P.O. #

Collected by (signature):

Immediately Packed on Ice N ___ Y X

Rush? (Lab MUST Be Notified)
___ Same Day ___ Five Day
___ Next Day ___ 5 Day (Rad Only)
___ Two Day ___ 10 Day (Rad Only)
___ Three Day

Quote #

Date Results Needed: Normal TAT

Pres Chk

Analysis / Container / Preservative

Sample ID	Comp/Grab	Matrix *	Depth	Date	Time	No. of Cntrs	RSK 175*/ 40mL amber/ HCl	Sulfate, **Nitrate, Nitrite, Chloride	Alkalinity/ 250ML HDPE/ No PRes	TOC/ 250mL amber/ HCl	VOCS 8260B/ 40mL amber/ HCl	Ferrous Iron				Remarks	Sample # (lab only)
											2	2					
Earl South	Grab	GW	NA	3/28/18	1110	2					X						-01
Earl North					1210	2					X						-02
Marinello					1525	8	X	X	X	X	X	X					-03
Lee					1635	8	X	X	X	X	X	X					-04
Mangum					1815	2					X						-05
					2017	8	X	X	X	X	X	X	SPS 3/29/18				-
Trip Blank		OT				1					X						-06
School Well					2017	2					X						-07

* Matrix:
SS - Soil AIR - Air F - Filter
GW - Groundwater B - Bioassay
WW - WasteWater
DW - Drinking Water
OT - Other_____

Remarks:
***RSK 175= Ethene, Ethane, Methane**
****NITRATE HAS 48HR HOLD TIME**, Ferrous Iron shorthold

pH _____ Temp _____
Flow _____ Other _____

Samples returned via:
__ UPS __ FedEx __ Courier _____

Tracking # 4094 8305 8413

Sample Receipt Checklist
COC Seal Present/Intact: NP Y N
COC Signed/Accurate: Y N
Bottles arrive intact: Y N
Correct bottles used: Y N
Sufficient volume sent: Y N
If Applicable
VOA Zero Headspace: Y N
Preservation Correct/Checked: Y N

Relinquished by : (Signature)	Date:	Time:	Received by: (Signature)	Trip Blank Received: Yes / No HCl / MeoH TBR
	3/28/18	2100		1
Relinquished by : (Signature)	Date:	Time:	Received by: (Signature)	Temp: 0.3 °C 50 Bottles Received: 24
Relinquished by : (Signature)	Date:	Time:	Received for lab by: (Signature)	Date: 3/31/18 Time: 845

If preservation required by Login: Date/Time

Hold:

Condition: NCF / OK

Chain of Custody Page 1 of 1

ESC LAB SCIENCES
YOUR LAB OF CHOICE
12065 Lebanon Rd
Mount Juliet, TN 37122
Phone: 615-758-5858
Phone: 800-767-5859
Fax: 615-758-5859

L# 982035

A193

Acctnum: PINYONMAZ
Template:
Prelogin:
TSR:
PB:
Shipped Via:

ESC Lab Sciences
Non-Conformance Form

Login #: L982035	Client: PINYONMAZ	Date: 03/31/18	Evaluated by: Ian White

Non-Conformance (check applicable items)

	Sample Integrity		Chain of Custody Clarification		
x	Parameter(s) past holding time		Login Clarification Needed		**If Broken Container:**
	Improper temperature		Chain of custody is incomplete		Insufficient packing material around container
	Improper container type		Please specify Metals requested.		Insufficient packing material inside cooler
	Improper preservation		Please specify TCLP requested.		Improper handling by carrier (FedEx / UPS / Courie
	Insufficient sample volume.		Received additional samples not listed on coc.		Sample was frozen
	Sample is biphasic.		Sample ids on containers do not match ids on coc		Container lid not intact
	Vials received with headspace.		Trip Blank not received.		**If no Chain of Custody:**
	Broken container		Client did not "X" analysis.		Received by:
	Broken container:		Chain of Custody is missing		Date/Time:
	Sufficient sample remains				Temp./Cont. Rec./pH:
					Carrier:
					Tracking#

Login Comments: Nitrate/Nitrite received out of hold.

Client informed by:		Call		Email		Voice Mail		Date: 04/02/18	Time: 1059
TSR Initials: DR/JR	Client Contact: SS								

Login Instructions:

FedEx error. Analyze OOH $0

This E-mail and any attached files are confidential, and may be copyright protected. If you are not the addressee, any dissemination of this communication is strictly prohibited. If you have received this message in error, please contact the sender immediately and delete/destroy all information received.

ANALYTICAL REPORT

April 06, 2018

Pinyon Environmental

Sample Delivery Group:	L982040
Samples Received:	03/31/2018
Project Number:	717100601
Description:	27th Ave & Glendale Site
Report To:	Steve Sutherland 1408 W. Mendoza Avenue Mesa, AZ 85202

Entire Report Reviewed By: Daphne R Richards

Daphne Richards
Technical Service Representative

Results relate only to the items tested or calibrated and are reported as rounded values. This test report shall not be reproduced, except in full, without written approval of the laboratory. Where applicable, sampling conducted by ESC is performed per guidance provided in laboratory standard operating procedures: 060302, 060303, and 060304.

TABLE OF CONTENTS

Cp: Cover Page	1
Tc: Table of Contents	2
Ss: Sample Summary	3
Cn: Case Narrative	5
Sr: Sample Results	6
RAINBOW CABINS L982040-01	6
GARDENER L982040-02	8
MW-1 L982040-03	10
MW-3 L982040-04	13
LAS WELL L982040-05	15
MW-2 L982040-06	17
KENGLA-2 L982040-07	20
KENGLA-3N L982040-08	23
KENGLA-1R L982040-09	26
KENGLA-1 L982040-10	29
TRIP BLANK L982040-11	32
Qc: Quality Control Summary	34
Wet Chemistry by Method 2320 B-2011	34
Wet Chemistry by Method 3500Fe B-2011	35
Wet Chemistry by Method 9056A	36
Wet Chemistry by Method 9060A	38
Volatile Organic Compounds (GC) by Method RSK175	40
Volatile Organic Compounds (GC/MS) by Method 8260B	41
Is: Internal Standard Summary	45
Volatile Organic Compounds (GC/MS) by Method 8260B	45
Gl: Glossary of Terms	46
Al: Accreditations & Locations	47
Sc: Sample Chain of Custody	48

RAINBOW CABINS L982040-01 GW

Collected by: Steve Sutherland | Collected date/time: 03/29/18 11:50 | Received date/time: 03/31/18 08:45

Method	Batch	Dilution	Preparation date/time	Analysis date/time	Analyst
Volatile Organic Compounds (GC/MS) by Method 8260B	WG1092320	1	04/02/18 04:22	04/02/18 04:22	BMB

GARDENER L982040-02 GW

Collected by: Steve Sutherland | Collected date/time: 03/29/18 16:05 | Received date/time: 03/31/18 08:45

Method	Batch	Dilution	Preparation date/time	Analysis date/time	Analyst
Volatile Organic Compounds (GC/MS) by Method 8260B	WG1092320	1	04/02/18 04:42	04/02/18 04:42	BMB

MW-1 L982040-03 GW

Collected by: Steve Sutherland | Collected date/time: 03/29/18 17:00 | Received date/time: 03/31/18 08:45

Method	Batch	Dilution	Preparation date/time	Analysis date/time	Analyst
Wet Chemistry by Method 2320 B-2011	WG1093493	1	04/05/18 18:58	04/05/18 18:58	MCG
Wet Chemistry by Method 3500Fe B-2011	WG1092495	2	04/02/18 12:13	04/02/18 12:13	CSU
Wet Chemistry by Method 9056A	WG1092008	1	03/31/18 14:04	03/31/18 14:04	CSU
Wet Chemistry by Method 9060A	WG1092382	1	04/02/18 22:49	04/02/18 22:49	SJM
Volatile Organic Compounds (GC) by Method RSK175	WG1093028	1	04/04/18 10:24	04/04/18 10:24	AMC
Volatile Organic Compounds (GC/MS) by Method 8260B	WG1092320	1	04/02/18 05:10	04/02/18 05:10	BMB

MW-3 L982040-04 GW

Collected by: Steve Sutherland | Collected date/time: 03/29/18 18:58 | Received date/time: 03/31/18 08:45

Method	Batch	Dilution	Preparation date/time	Analysis date/time	Analyst
Volatile Organic Compounds (GC/MS) by Method 8260B	WG1092320	1	04/02/18 05:30	04/02/18 05:30	BMB

LAS WELL L982040-05 GW

Collected by: Steve Sutherland | Collected date/time: 03/30/18 10:45 | Received date/time: 03/31/18 08:45

Method	Batch	Dilution	Preparation date/time	Analysis date/time	Analyst
Volatile Organic Compounds (GC/MS) by Method 8260B	WG1092320	1	04/02/18 05:50	04/02/18 05:50	BMB

MW-2 L982040-06 GW

Collected by: Steve Sutherland | Collected date/time: 03/30/18 11:05 | Received date/time: 03/31/18 08:45

Method	Batch	Dilution	Preparation date/time	Analysis date/time	Analyst
Wet Chemistry by Method 2320 B-2011	WG1093493	1	04/05/18 19:04	04/05/18 19:04	MCG
Wet Chemistry by Method 3500Fe B-2011	WG1092495	1	04/02/18 12:15	04/02/18 12:15	CSU
Wet Chemistry by Method 9056A	WG1092008	1	03/31/18 20:44	03/31/18 20:44	CSU
Wet Chemistry by Method 9060A	WG1092382	1	04/02/18 23:01	04/02/18 23:01	SJM
Volatile Organic Compounds (GC) by Method RSK175	WG1093028	1	04/04/18 10:28	04/04/18 10:28	AMC
Volatile Organic Compounds (GC/MS) by Method 8260B	WG1092320	1	04/02/18 06:09	04/02/18 06:09	BMB

KENGLA-2 L982040-07 GW

Collected by: Steve Sutherland | Collected date/time: 03/30/18 12:00 | Received date/time: 03/31/18 08:45

Method	Batch	Dilution	Preparation date/time	Analysis date/time	Analyst
Wet Chemistry by Method 2320 B-2011	WG1093493	1	04/05/18 19:11	04/05/18 19:11	MCG
Wet Chemistry by Method 3500Fe B-2011	WG1092495	1	04/02/18 12:15	04/02/18 12:15	CSU
Wet Chemistry by Method 9056A	WG1092008	1	03/31/18 21:00	03/31/18 21:00	CSU
Wet Chemistry by Method 9056A	WG1092008	5	03/31/18 21:15	03/31/18 21:15	CSU

KENGLA-2 L982040-07 GW

Collected by: Steve Sutherland | Collected date/time: 03/30/18 12:00 | Received date/time: 03/31/18 08:45

Method	Batch	Dilution	Preparation date/time	Analysis date/time	Analyst
Wet Chemistry by Method 9060A	WG1092382	1	04/02/18 23:12	04/02/18 23:12	SJM
Volatile Organic Compounds (GC) by Method RSK175	WG1093028	1	04/04/18 10:31	04/04/18 10:31	AMC
Volatile Organic Compounds (GC/MS) by Method 8260B	WG1092320	1	04/02/18 06:29	04/02/18 06:29	BMB

KENGLA-3N L982040-08 GW

Collected by: Steve Sutherland | Collected date/time: 03/30/18 12:35 | Received date/time: 03/31/18 08:45

Method	Batch	Dilution	Preparation date/time	Analysis date/time	Analyst
Wet Chemistry by Method 2320 B-2011	WG1093493	1	04/05/18 19:17	04/05/18 19:17	MCG
Wet Chemistry by Method 3500Fe B-2011	WG1092495	1	04/02/18 12:15	04/02/18 12:15	CSU
Wet Chemistry by Method 9056A	WG1092008	1	03/31/18 21:31	03/31/18 21:31	CSU
Wet Chemistry by Method 9060A	WG1092382	1	04/02/18 23:23	04/02/18 23:23	SJM
Volatile Organic Compounds (GC) by Method RSK175	WG1093028	1	04/04/18 10:34	04/04/18 10:34	AMC
Volatile Organic Compounds (GC/MS) by Method 8260B	WG1092320	1	04/02/18 06:49	04/02/18 06:49	BMB

KENGLA-1R L982040-09 GW

Collected by: Steve Sutherland | Collected date/time: 03/30/18 13:20 | Received date/time: 03/31/18 08:45

Method	Batch	Dilution	Preparation date/time	Analysis date/time	Analyst
Wet Chemistry by Method 2320 B-2011	WG1093493	1	04/05/18 19:23	04/05/18 19:23	MCG
Wet Chemistry by Method 3500Fe B-2011	WG1092495	1	04/02/18 12:16	04/02/18 12:16	CSU
Wet Chemistry by Method 9056A	WG1092008	1	03/31/18 22:48	03/31/18 22:48	CSU
Wet Chemistry by Method 9060A	WG1092382	1	04/02/18 23:34	04/02/18 23:34	SJM
Volatile Organic Compounds (GC) by Method RSK175	WG1093028	1	04/04/18 10:36	04/04/18 10:36	AMC
Volatile Organic Compounds (GC/MS) by Method 8260B	WG1092320	1	04/02/18 07:09	04/02/18 07:09	BMB

KENGLA-1 L982040-10 GW

Collected by: Steve Sutherland | Collected date/time: 03/30/18 14:30 | Received date/time: 03/31/18 08:45

Method	Batch	Dilution	Preparation date/time	Analysis date/time	Analyst
Wet Chemistry by Method 2320 B-2011	WG1093493	1	04/05/18 19:45	04/05/18 19:45	MCG
Wet Chemistry by Method 3500Fe B-2011	WG1092495	1	04/02/18 12:17	04/02/18 12:17	CSU
Wet Chemistry by Method 9056A	WG1092008	1	03/31/18 23:03	03/31/18 23:03	CSU
Wet Chemistry by Method 9060A	WG1092686	1	04/03/18 09:33	04/03/18 09:33	SJM
Volatile Organic Compounds (GC) by Method RSK175	WG1093028	1	04/04/18 10:38	04/04/18 10:38	AMC
Volatile Organic Compounds (GC/MS) by Method 8260B	WG1092320	1	04/02/18 07:29	04/02/18 07:29	BMB

TRIP BLANK L982040-11 GW

Collected by: Steve Sutherland | Collected date/time: 03/29/18 00:00 | Received date/time: 03/31/18 08:45

Method	Batch	Dilution	Preparation date/time	Analysis date/time	Analyst
Volatile Organic Compounds (GC/MS) by Method 8260B	WG1092320	1	04/02/18 01:23	04/02/18 01:23	BMB

All sample aliquots were received at the correct temperature, in the proper containers, with the appropriate preservatives, and within method specified holding times, unless qualified or notated within the report. Where applicable, all MDL (LOD) and RDL (LOQ) values reported for environmental samples have been corrected for the dilution factor used in the analysis. All radiochemical sample results for solids are reported on a dry weight basis with the exception of tritium, carbon-14 and radon, unless wet weight was requested by the client. All Method and Batch Quality Control are within established criteria except where addressed in this case narrative, a non-conformance form or properly qualified within the sample results. By my digital signature below, I affirm to the best of my knowledge, all problems/anomalies observed by the laboratory as having the potential to affect the quality of the data have been identified by the laboratory, and no information or data have been knowingly withheld that would affect the quality of the data.

Daphne R Richards

Daphne Richards
Technical Service Representative

Sample Handling and Receiving

The following samples were prepared and/or analyzed past recommended holding time. Concentrations should be considered minimum values.

ESC Sample ID	Project Sample ID	Method
L982040-03	MW-1	3500Fe B-2011
L982040-06	MW-2	3500Fe B-2011
L982040-07	KENGLA-2	3500Fe B-2011
L982040-08	KENGLA-3N	3500Fe B-2011
L982040-09	KENGLA-1R	3500Fe B-2011
L982040-10	KENGLA-1	3500Fe B-2011

Volatile Organic Compounds (GC/MS) by Method 8260B

Analyte	Result mg/l	Qualifier	MDL mg/l	RDL mg/l	Dilution	Analysis date / time	Batch
Acetone	U		0.0100	0.0500	1	04/02/2018 04:22	WG1092320
Acrolein	U	L1	0.00887	0.0500	1	04/02/2018 04:22	WG1092320
Acrylonitrile	U		0.00187	0.0100	1	04/02/2018 04:22	WG1092320
Benzene	U		0.000331	0.00100	1	04/02/2018 04:22	WG1092320
Bromobenzene	U		0.000352	0.00100	1	04/02/2018 04:22	WG1092320
Bromodichloromethane	U		0.000380	0.00100	1	04/02/2018 04:22	WG1092320
Bromoform	U		0.000469	0.00100	1	04/02/2018 04:22	WG1092320
Bromomethane	U		0.000866	0.00500	1	04/02/2018 04:22	WG1092320
1,3-Butadiene	U		0.000330	0.00200	1	04/02/2018 04:22	WG1092320
n-Butylbenzene	U		0.000361	0.00100	1	04/02/2018 04:22	WG1092320
sec-Butylbenzene	U		0.000365	0.00100	1	04/02/2018 04:22	WG1092320
tert-Butylbenzene	U		0.000399	0.00100	1	04/02/2018 04:22	WG1092320
Carbon tetrachloride	U		0.000379	0.00100	1	04/02/2018 04:22	WG1092320
Carbon disulfide	U		0.000275	0.00100	1	04/02/2018 04:22	WG1092320
Chlorobenzene	U		0.000348	0.00100	1	04/02/2018 04:22	WG1092320
Chlorodibromomethane	U		0.000327	0.00100	1	04/02/2018 04:22	WG1092320
Chloroethane	U		0.000453	0.00500	1	04/02/2018 04:22	WG1092320
Chloroform	U		0.000324	0.00500	1	04/02/2018 04:22	WG1092320
Chloromethane	U		0.000276	0.00250	1	04/02/2018 04:22	WG1092320
Cyclohexane	U		0.000390	0.00100	1	04/02/2018 04:22	WG1092320
2-Chlorotoluene	U		0.000375	0.00100	1	04/02/2018 04:22	WG1092320
4-Chlorotoluene	U		0.000351	0.00100	1	04/02/2018 04:22	WG1092320
1,2-Dibromo-3-Chloropropane	U		0.00133	0.00500	1	04/02/2018 04:22	WG1092320
1,2-Dibromoethane	U		0.000381	0.00100	1	04/02/2018 04:22	WG1092320
Dibromomethane	U		0.000346	0.00100	1	04/02/2018 04:22	WG1092320
1,2-Dichlorobenzene	U		0.000349	0.00100	1	04/02/2018 04:22	WG1092320
1,3-Dichlorobenzene	U		0.000220	0.00100	1	04/02/2018 04:22	WG1092320
1,4-Dichlorobenzene	U		0.000274	0.00100	1	04/02/2018 04:22	WG1092320
Dichlorodifluoromethane	U		0.000551	0.00500	1	04/02/2018 04:22	WG1092320
1,1-Dichloroethane	U		0.000259	0.00100	1	04/02/2018 04:22	WG1092320
1,2-Dichloroethane	U		0.000361	0.00100	1	04/02/2018 04:22	WG1092320
1,1-Dichloroethene	U		0.000398	0.00100	1	04/02/2018 04:22	WG1092320
cis-1,2-Dichloroethene	U		0.000260	0.00100	1	04/02/2018 04:22	WG1092320
trans-1,2-Dichloroethene	U		0.000396	0.00100	1	04/02/2018 04:22	WG1092320
1,2-Dichloropropane	U		0.000306	0.00100	1	04/02/2018 04:22	WG1092320
1,1-Dichloropropene	U		0.000352	0.00100	1	04/02/2018 04:22	WG1092320
1,3-Dichloropropane	U		0.000366	0.00100	1	04/02/2018 04:22	WG1092320
cis-1,3-Dichloropropene	U		0.000418	0.00100	1	04/02/2018 04:22	WG1092320
trans-1,3-Dichloropropene	U		0.000419	0.00100	1	04/02/2018 04:22	WG1092320
2,2-Dichloropropane	U		0.000321	0.00100	1	04/02/2018 04:22	WG1092320
Dicyclopentadiene	U		0.000219	0.00100	1	04/02/2018 04:22	WG1092320
Di-isopropyl ether	U		0.000320	0.00100	1	04/02/2018 04:22	WG1092320
Ethylbenzene	U		0.000384	0.00100	1	04/02/2018 04:22	WG1092320
4-Ethyltoluene	U		0.000172	0.00100	1	04/02/2018 04:22	WG1092320
Hexachloro-1,3-butadiene	U		0.000256	0.00100	1	04/02/2018 04:22	WG1092320
n-Hexane	U		0.000736	0.0100	1	04/02/2018 04:22	WG1092320
Isopropylbenzene	U		0.000326	0.00100	1	04/02/2018 04:22	WG1092320
p-Isopropyltoluene	U		0.000350	0.00100	1	04/02/2018 04:22	WG1092320
2-Butanone (MEK)	U		0.00393	0.0100	1	04/02/2018 04:22	WG1092320
Methyl Cyclohexane	U		0.000380	0.00100	1	04/02/2018 04:22	WG1092320
Methylene Chloride	U		0.00100	0.00500	1	04/02/2018 04:22	WG1092320
4-Methyl-2-pentanone (MIBK)	U		0.00214	0.0100	1	04/02/2018 04:22	WG1092320
Methyl tert-butyl ether	U		0.000367	0.00100	1	04/02/2018 04:22	WG1092320
Naphthalene	U		0.00100	0.00500	1	04/02/2018 04:22	WG1092320
Propene	U		0.000975	0.00250	1	04/02/2018 04:22	WG1092320
n-Propylbenzene	U		0.000349	0.00100	1	04/02/2018 04:22	WG1092320

Volatile Organic Compounds (GC/MS) by Method 8260B

Analyte	Result mg/l	Qualifier	MDL mg/l	RDL mg/l	Dilution	Analysis date / time	Batch
Styrene	U		0.000307	0.00100	1	04/02/2018 04:22	WG1092320
1,1,1,2-Tetrachloroethane	U		0.000385	0.00100	1	04/02/2018 04:22	WG1092320
1,1,2,2-Tetrachloroethane	U		0.000130	0.00100	1	04/02/2018 04:22	WG1092320
1,1,2-Trichlorotrifluoroethane	U		0.000303	0.00100	1	04/02/2018 04:22	WG1092320
Tetrachloroethene	0.00323		0.000372	0.00100	1	04/02/2018 04:22	WG1092320
Toluene	U		0.000412	0.00100	1	04/02/2018 04:22	WG1092320
1,2,3-Trichlorobenzene	U		0.000230	0.00100	1	04/02/2018 04:22	WG1092320
1,2,4-Trichlorobenzene	U		0.000355	0.00100	1	04/02/2018 04:22	WG1092320
1,1,1-Trichloroethane	U		0.000319	0.00100	1	04/02/2018 04:22	WG1092320
1,1,2-Trichloroethane	U		0.000383	0.00100	1	04/02/2018 04:22	WG1092320
Trichloroethene	U		0.000398	0.00100	1	04/02/2018 04:22	WG1092320
Trichlorofluoromethane	U		0.00120	0.00500	1	04/02/2018 04:22	WG1092320
1,2,3-Trichloropropane	U		0.000807	0.00250	1	04/02/2018 04:22	WG1092320
1,2,4-Trimethylbenzene	U		0.000373	0.00100	1	04/02/2018 04:22	WG1092320
1,2,3-Trimethylbenzene	U		0.000321	0.00100	1	04/02/2018 04:22	WG1092320
1,3,5-Trimethylbenzene	U		0.000387	0.00100	1	04/02/2018 04:22	WG1092320
Vinyl chloride	U		0.000259	0.00100	1	04/02/2018 04:22	WG1092320
Xylenes, Total	U		0.00106	0.00300	1	04/02/2018 04:22	WG1092320
(S) Toluene-d8	*97.9*			*80.0-120*		*04/02/2018 04:22*	WG1092320
(S) Dibromofluoromethane	*97.2*			*76.0-123*		*04/02/2018 04:22*	WG1092320
(S) 4-Bromofluorobenzene	*101*			*80.0-120*		*04/02/2018 04:22*	WG1092320

Volatile Organic Compounds (GC/MS) by Method 8260B

Analyte	Result mg/l	Qualifier	MDL mg/l	RDL mg/l	Dilution	Analysis date / time	Batch
Acetone	U		0.0100	0.0500	1	04/02/2018 04:42	WG1092320
Acrolein	U	L1	0.00887	0.0500	1	04/02/2018 04:42	WG1092320
Acrylonitrile	U		0.00187	0.0100	1	04/02/2018 04:42	WG1092320
Benzene	U		0.000331	0.00100	1	04/02/2018 04:42	WG1092320
Bromobenzene	U		0.000352	0.00100	1	04/02/2018 04:42	WG1092320
Bromodichloromethane	U		0.000380	0.00100	1	04/02/2018 04:42	WG1092320
Bromoform	U		0.000469	0.00100	1	04/02/2018 04:42	WG1092320
Bromomethane	U		0.000866	0.00500	1	04/02/2018 04:42	WG1092320
1,3-Butadiene	U		0.000330	0.00200	1	04/02/2018 04:42	WG1092320
n-Butylbenzene	U		0.000361	0.00100	1	04/02/2018 04:42	WG1092320
sec-Butylbenzene	U		0.000365	0.00100	1	04/02/2018 04:42	WG1092320
tert-Butylbenzene	U		0.000399	0.00100	1	04/02/2018 04:42	WG1092320
Carbon tetrachloride	U		0.000379	0.00100	1	04/02/2018 04:42	WG1092320
Carbon disulfide	U		0.000275	0.00100	1	04/02/2018 04:42	WG1092320
Chlorobenzene	U		0.000348	0.00100	1	04/02/2018 04:42	WG1092320
Chlorodibromomethane	U		0.000327	0.00100	1	04/02/2018 04:42	WG1092320
Chloroethane	U		0.000453	0.00500	1	04/02/2018 04:42	WG1092320
Chloroform	U		0.000324	0.00500	1	04/02/2018 04:42	WG1092320
Chloromethane	U		0.000276	0.00250	1	04/02/2018 04:42	WG1092320
Cyclohexane	U		0.000390	0.00100	1	04/02/2018 04:42	WG1092320
2-Chlorotoluene	U		0.000375	0.00100	1	04/02/2018 04:42	WG1092320
4-Chlorotoluene	U		0.000351	0.00100	1	04/02/2018 04:42	WG1092320
1,2-Dibromo-3-Chloropropane	U		0.00133	0.00500	1	04/02/2018 04:42	WG1092320
1,2-Dibromoethane	U		0.000381	0.00100	1	04/02/2018 04:42	WG1092320
Dibromomethane	U		0.000346	0.00100	1	04/02/2018 04:42	WG1092320
1,2-Dichlorobenzene	U		0.000349	0.00100	1	04/02/2018 04:42	WG1092320
1,3-Dichlorobenzene	U		0.000220	0.00100	1	04/02/2018 04:42	WG1092320
1,4-Dichlorobenzene	U		0.000274	0.00100	1	04/02/2018 04:42	WG1092320
Dichlorodifluoromethane	U		0.000551	0.00500	1	04/02/2018 04:42	WG1092320
1,1-Dichloroethane	U		0.000259	0.00100	1	04/02/2018 04:42	WG1092320
1,2-Dichloroethane	U		0.000361	0.00100	1	04/02/2018 04:42	WG1092320
1,1-Dichloroethene	U		0.000398	0.00100	1	04/02/2018 04:42	WG1092320
cis-1,2-Dichloroethene	U		0.000260	0.00100	1	04/02/2018 04:42	WG1092320
trans-1,2-Dichloroethene	U		0.000396	0.00100	1	04/02/2018 04:42	WG1092320
1,2-Dichloropropane	U		0.000306	0.00100	1	04/02/2018 04:42	WG1092320
1,1-Dichloropropene	U		0.000352	0.00100	1	04/02/2018 04:42	WG1092320
1,3-Dichloropropane	U		0.000366	0.00100	1	04/02/2018 04:42	WG1092320
cis-1,3-Dichloropropene	U		0.000418	0.00100	1	04/02/2018 04:42	WG1092320
trans-1,3-Dichloropropene	U		0.000419	0.00100	1	04/02/2018 04:42	WG1092320
2,2-Dichloropropane	U		0.000321	0.00100	1	04/02/2018 04:42	WG1092320
Dicyclopentadiene	U		0.000219	0.00100	1	04/02/2018 04:42	WG1092320
Di-isopropyl ether	U		0.000320	0.00100	1	04/02/2018 04:42	WG1092320
Ethylbenzene	U		0.000384	0.00100	1	04/02/2018 04:42	WG1092320
4-Ethyltoluene	U		0.000172	0.00100	1	04/02/2018 04:42	WG1092320
Hexachloro-1,3-butadiene	U		0.000256	0.00100	1	04/02/2018 04:42	WG1092320
n-Hexane	U		0.000736	0.0100	1	04/02/2018 04:42	WG1092320
Isopropylbenzene	U		0.000326	0.00100	1	04/02/2018 04:42	WG1092320
p-Isopropyltoluene	U		0.000350	0.00100	1	04/02/2018 04:42	WG1092320
2-Butanone (MEK)	U		0.00393	0.0100	1	04/02/2018 04:42	WG1092320
Methyl Cyclohexane	U		0.000380	0.00100	1	04/02/2018 04:42	WG1092320
Methylene Chloride	U		0.00100	0.00500	1	04/02/2018 04:42	WG1092320
4-Methyl-2-pentanone (MIBK)	U		0.00214	0.0100	1	04/02/2018 04:42	WG1092320
Methyl tert-butyl ether	U		0.000367	0.00100	1	04/02/2018 04:42	WG1092320
Naphthalene	U		0.00100	0.00500	1	04/02/2018 04:42	WG1092320
Propene	U		0.000975	0.00250	1	04/02/2018 04:42	WG1092320
n-Propylbenzene	U		0.000349	0.00100	1	04/02/2018 04:42	WG1092320

Volatile Organic Compounds (GC/MS) by Method 8260B

Analyte	Result mg/l	Qualifier	MDL mg/l	RDL mg/l	Dilution	Analysis date / time	Batch
Styrene	U		0.000307	0.00100	1	04/02/2018 04:42	WG1092320
1,1,1,2-Tetrachloroethane	U		0.000385	0.00100	1	04/02/2018 04:42	WG1092320
1,1,2,2-Tetrachloroethane	U		0.000130	0.00100	1	04/02/2018 04:42	WG1092320
1,1,2-Trichlorotrifluoroethane	U		0.000303	0.00100	1	04/02/2018 04:42	WG1092320
Tetrachloroethene	0.00133		0.000372	0.00100	1	04/02/2018 04:42	WG1092320
Toluene	U		0.000412	0.00100	1	04/02/2018 04:42	WG1092320
1,2,3-Trichlorobenzene	U		0.000230	0.00100	1	04/02/2018 04:42	WG1092320
1,2,4-Trichlorobenzene	U		0.000355	0.00100	1	04/02/2018 04:42	WG1092320
1,1,1-Trichloroethane	U		0.000319	0.00100	1	04/02/2018 04:42	WG1092320
1,1,2-Trichloroethane	U		0.000383	0.00100	1	04/02/2018 04:42	WG1092320
Trichloroethene	U		0.000398	0.00100	1	04/02/2018 04:42	WG1092320
Trichlorofluoromethane	U		0.00120	0.00500	1	04/02/2018 04:42	WG1092320
1,2,3-Trichloropropane	U		0.000807	0.00250	1	04/02/2018 04:42	WG1092320
1,2,4-Trimethylbenzene	U		0.000373	0.00100	1	04/02/2018 04:42	WG1092320
1,2,3-Trimethylbenzene	U		0.000321	0.00100	1	04/02/2018 04:42	WG1092320
1,3,5-Trimethylbenzene	U		0.000387	0.00100	1	04/02/2018 04:42	WG1092320
Vinyl chloride	U		0.000259	0.00100	1	04/02/2018 04:42	WG1092320
Xylenes, Total	U		0.00106	0.00300	1	04/02/2018 04:42	WG1092320
(S) Toluene-d8	*99.1*			*80.0-120*		*04/02/2018 04:42*	WG1092320
(S) Dibromofluoromethane	*101*			*76.0-123*		*04/02/2018 04:42*	WG1092320
(S) 4-Bromofluorobenzene	*98.2*			*80.0-120*		*04/02/2018 04:42*	WG1092320

Wet Chemistry by Method 2320 B-2011

Analyte	Result mg/l	Qualifier	MDL mg/l	RDL mg/l	Dilution	Analysis date / time	Batch
Alkalinity	293		2.71	20.0	1	04/05/2018 18:58	WG1093493

Sample Narrative:

L982040-03 WG1093493: Endpoint pH 4.5

Wet Chemistry by Method 3500Fe B-2011

Analyte	Result mg/l	Qualifier	MDL mg/l	RDL mg/l	Dilution	Analysis date / time	Batch
Ferrous Iron	5.09		0.0300	0.100	2	04/02/2018 12:13	WG1092495

Wet Chemistry by Method 9056A

Analyte	Result mg/l	Qualifier	MDL mg/l	RDL mg/l	Dilution	Analysis date / time	Batch
Chloride	31.6		0.0519	1.00	1	03/31/2018 14:04	WG1092008
Nitrate as (N)	U		0.0227	0.100	1	03/31/2018 14:04	WG1092008
Nitrite as (N)	U		0.0277	0.100	1	03/31/2018 14:04	WG1092008
Sulfate	22.7		0.0774	5.00	1	03/31/2018 14:04	WG1092008

Wet Chemistry by Method 9060A

Analyte	Result mg/l	Qualifier	MDL mg/l	RDL mg/l	Dilution	Analysis date / time	Batch
TOC (Total Organic Carbon)	2.04	B1	0.102	1.00	1	04/02/2018 22:49	WG1092382

Volatile Organic Compounds (GC) by Method RSK175

Analyte	Result mg/l	Qualifier	MDL mg/l	RDL mg/l	Dilution	Analysis date / time	Batch
Methane	0.0293		0.00291	0.0100	1	04/04/2018 10:24	WG1093028
Ethane	0.00765	E4	0.00407	0.0130	1	04/04/2018 10:24	WG1093028
Ethene	U		0.00426	0.0130	1	04/04/2018 10:24	WG1093028

Volatile Organic Compounds (GC/MS) by Method 8260B

Analyte	Result mg/l	Qualifier	MDL mg/l	RDL mg/l	Dilution	Analysis date / time	Batch
Acetone	U		0.0100	0.0500	1	04/02/2018 05:10	WG1092320
Acrolein	U	L1	0.00887	0.0500	1	04/02/2018 05:10	WG1092320
Acrylonitrile	U		0.00187	0.0100	1	04/02/2018 05:10	WG1092320
Benzene	U		0.000331	0.00100	1	04/02/2018 05:10	WG1092320
Bromobenzene	U		0.000352	0.00100	1	04/02/2018 05:10	WG1092320
Bromodichloromethane	U		0.000380	0.00100	1	04/02/2018 05:10	WG1092320
Bromoform	U		0.000469	0.00100	1	04/02/2018 05:10	WG1092320
Bromomethane	U		0.000866	0.00500	1	04/02/2018 05:10	WG1092320
1,3-Butadiene	U		0.000330	0.00200	1	04/02/2018 05:10	WG1092320
n-Butylbenzene	U		0.000361	0.00100	1	04/02/2018 05:10	WG1092320
sec-Butylbenzene	U		0.000365	0.00100	1	04/02/2018 05:10	WG1092320
tert-Butylbenzene	U		0.000399	0.00100	1	04/02/2018 05:10	WG1092320
Carbon tetrachloride	U		0.000379	0.00100	1	04/02/2018 05:10	WG1092320
Carbon disulfide	U		0.000275	0.00100	1	04/02/2018 05:10	WG1092320
Chlorobenzene	U		0.000348	0.00100	1	04/02/2018 05:10	WG1092320
Chlorodibromomethane	U		0.000327	0.00100	1	04/02/2018 05:10	WG1092320
Chloroethane	U		0.000453	0.00500	1	04/02/2018 05:10	WG1092320
Chloroform	U		0.000324	0.00500	1	04/02/2018 05:10	WG1092320
Chloromethane	U		0.000276	0.00250	1	04/02/2018 05:10	WG1092320
Cyclohexane	U		0.000390	0.00100	1	04/02/2018 05:10	WG1092320

Volatile Organic Compounds (GC/MS) by Method 8260B

Analyte	Result mg/l	Qualifier	MDL mg/l	RDL mg/l	Dilution	Analysis date / time	Batch
2-Chlorotoluene	U		0.000375	0.00100	1	04/02/2018 05:10	WG1092320
4-Chlorotoluene	U		0.000351	0.00100	1	04/02/2018 05:10	WG1092320
1,2-Dibromo-3-Chloropropane	U		0.00133	0.00500	1	04/02/2018 05:10	WG1092320
1,2-Dibromoethane	U		0.000381	0.00100	1	04/02/2018 05:10	WG1092320
Dibromomethane	U		0.000346	0.00100	1	04/02/2018 05:10	WG1092320
1,2-Dichlorobenzene	U		0.000349	0.00100	1	04/02/2018 05:10	WG1092320
1,3-Dichlorobenzene	U		0.000220	0.00100	1	04/02/2018 05:10	WG1092320
1,4-Dichlorobenzene	U		0.000274	0.00100	1	04/02/2018 05:10	WG1092320
Dichlorodifluoromethane	U		0.000551	0.00500	1	04/02/2018 05:10	WG1092320
1,1-Dichloroethane	U		0.000259	0.00100	1	04/02/2018 05:10	WG1092320
1,2-Dichloroethane	U		0.000361	0.00100	1	04/02/2018 05:10	WG1092320
1,1-Dichloroethene	U		0.000398	0.00100	1	04/02/2018 05:10	WG1092320
cis-1,2-Dichloroethene	U		0.000260	0.00100	1	04/02/2018 05:10	WG1092320
trans-1,2-Dichloroethene	U		0.000396	0.00100	1	04/02/2018 05:10	WG1092320
1,2-Dichloropropane	U		0.000306	0.00100	1	04/02/2018 05:10	WG1092320
1,1-Dichloropropene	U		0.000352	0.00100	1	04/02/2018 05:10	WG1092320
1,3-Dichloropropane	U		0.000366	0.00100	1	04/02/2018 05:10	WG1092320
cis-1,3-Dichloropropene	U		0.000418	0.00100	1	04/02/2018 05:10	WG1092320
trans-1,3-Dichloropropene	U		0.000419	0.00100	1	04/02/2018 05:10	WG1092320
2,2-Dichloropropane	U		0.000321	0.00100	1	04/02/2018 05:10	WG1092320
Dicyclopentadiene	U		0.000219	0.00100	1	04/02/2018 05:10	WG1092320
Di-isopropyl ether	U		0.000320	0.00100	1	04/02/2018 05:10	WG1092320
Ethylbenzene	U		0.000384	0.00100	1	04/02/2018 05:10	WG1092320
4-Ethyltoluene	U		0.000172	0.00100	1	04/02/2018 05:10	WG1092320
Hexachloro-1,3-butadiene	U		0.000256	0.00100	1	04/02/2018 05:10	WG1092320
n-Hexane	U		0.000736	0.0100	1	04/02/2018 05:10	WG1092320
Isopropylbenzene	U		0.000326	0.00100	1	04/02/2018 05:10	WG1092320
p-Isopropyltoluene	U		0.000350	0.00100	1	04/02/2018 05:10	WG1092320
2-Butanone (MEK)	U		0.00393	0.0100	1	04/02/2018 05:10	WG1092320
Methyl Cyclohexane	U		0.000380	0.00100	1	04/02/2018 05:10	WG1092320
Methylene Chloride	U		0.00100	0.00500	1	04/02/2018 05:10	WG1092320
4-Methyl-2-pentanone (MIBK)	U		0.00214	0.0100	1	04/02/2018 05:10	WG1092320
Methyl tert-butyl ether	U		0.000367	0.00100	1	04/02/2018 05:10	WG1092320
Naphthalene	U		0.00100	0.00500	1	04/02/2018 05:10	WG1092320
Propene	0.0115		0.000975	0.00250	1	04/02/2018 05:10	WG1092320
n-Propylbenzene	U		0.000349	0.00100	1	04/02/2018 05:10	WG1092320
Styrene	U		0.000307	0.00100	1	04/02/2018 05:10	WG1092320
1,1,1,2-Tetrachloroethane	U		0.000385	0.00100	1	04/02/2018 05:10	WG1092320
1,1,2,2-Tetrachloroethane	U		0.000130	0.00100	1	04/02/2018 05:10	WG1092320
1,1,2-Trichlorotrifluoroethane	U		0.000303	0.00100	1	04/02/2018 05:10	WG1092320
Tetrachloroethene	0.00381		0.000372	0.00100	1	04/02/2018 05:10	WG1092320
Toluene	0.000430	E4	0.000412	0.00100	1	04/02/2018 05:10	WG1092320
1,2,3-Trichlorobenzene	U		0.000230	0.00100	1	04/02/2018 05:10	WG1092320
1,2,4-Trichlorobenzene	U		0.000355	0.00100	1	04/02/2018 05:10	WG1092320
1,1,1-Trichloroethane	U		0.000319	0.00100	1	04/02/2018 05:10	WG1092320
1,1,2-Trichloroethane	U		0.000383	0.00100	1	04/02/2018 05:10	WG1092320
Trichloroethene	U		0.000398	0.00100	1	04/02/2018 05:10	WG1092320
Trichlorofluoromethane	U		0.00120	0.00500	1	04/02/2018 05:10	WG1092320
1,2,3-Trichloropropane	U		0.000807	0.00250	1	04/02/2018 05:10	WG1092320
1,2,4-Trimethylbenzene	U		0.000373	0.00100	1	04/02/2018 05:10	WG1092320
1,2,3-Trimethylbenzene	U		0.000321	0.00100	1	04/02/2018 05:10	WG1092320
1,3,5-Trimethylbenzene	U		0.000387	0.00100	1	04/02/2018 05:10	WG1092320
Vinyl chloride	U		0.000259	0.00100	1	04/02/2018 05:10	WG1092320
Xylenes, Total	U		0.00106	0.00300	1	04/02/2018 05:10	WG1092320
(S) Toluene-d8	*96.1*			*80.0-120*		*04/02/2018 05:10*	WG1092320
(S) Dibromofluoromethane	*98.9*			*76.0-123*		*04/02/2018 05:10*	WG1092320

Volatile Organic Compounds (GC/MS) by Method 8260B

Analyte	Result mg/l	Qualifier	MDL mg/l	RDL mg/l	Dilution	Analysis date / time	Batch
(S) 4-Bromofluorobenzene	*98.6*			*80.0-120*		*04/02/2018 05:10*	WG1092320

Volatile Organic Compounds (GC/MS) by Method 8260B

Analyte	Result mg/l	Qualifier	MDL mg/l	RDL mg/l	Dilution	Analysis date / time	Batch
Acetone	U		0.0100	0.0500	1	04/02/2018 05:30	WG1092320
Acrolein	U	L1	0.00887	0.0500	1	04/02/2018 05:30	WG1092320
Acrylonitrile	U		0.00187	0.0100	1	04/02/2018 05:30	WG1092320
Benzene	U		0.000331	0.00100	1	04/02/2018 05:30	WG1092320
Bromobenzene	U		0.000352	0.00100	1	04/02/2018 05:30	WG1092320
Bromodichloromethane	U		0.000380	0.00100	1	04/02/2018 05:30	WG1092320
Bromoform	U		0.000469	0.00100	1	04/02/2018 05:30	WG1092320
Bromomethane	U		0.000866	0.00500	1	04/02/2018 05:30	WG1092320
1,3-Butadiene	U		0.000330	0.00200	1	04/02/2018 05:30	WG1092320
n-Butylbenzene	U		0.000361	0.00100	1	04/02/2018 05:30	WG1092320
sec-Butylbenzene	U		0.000365	0.00100	1	04/02/2018 05:30	WG1092320
tert-Butylbenzene	U		0.000399	0.00100	1	04/02/2018 05:30	WG1092320
Carbon tetrachloride	U		0.000379	0.00100	1	04/02/2018 05:30	WG1092320
Carbon disulfide	U		0.000275	0.00100	1	04/02/2018 05:30	WG1092320
Chlorobenzene	U		0.000348	0.00100	1	04/02/2018 05:30	WG1092320
Chlorodibromomethane	U		0.000327	0.00100	1	04/02/2018 05:30	WG1092320
Chloroethane	U		0.000453	0.00500	1	04/02/2018 05:30	WG1092320
Chloroform	U		0.000324	0.00500	1	04/02/2018 05:30	WG1092320
Chloromethane	U		0.000276	0.00250	1	04/02/2018 05:30	WG1092320
Cyclohexane	U		0.000390	0.00100	1	04/02/2018 05:30	WG1092320
2-Chlorotoluene	U		0.000375	0.00100	1	04/02/2018 05:30	WG1092320
4-Chlorotoluene	U		0.000351	0.00100	1	04/02/2018 05:30	WG1092320
1,2-Dibromo-3-Chloropropane	U		0.00133	0.00500	1	04/02/2018 05:30	WG1092320
1,2-Dibromoethane	U		0.000381	0.00100	1	04/02/2018 05:30	WG1092320
Dibromomethane	U		0.000346	0.00100	1	04/02/2018 05:30	WG1092320
1,2-Dichlorobenzene	U		0.000349	0.00100	1	04/02/2018 05:30	WG1092320
1,3-Dichlorobenzene	U		0.000220	0.00100	1	04/02/2018 05:30	WG1092320
1,4-Dichlorobenzene	U		0.000274	0.00100	1	04/02/2018 05:30	WG1092320
Dichlorodifluoromethane	U		0.000551	0.00500	1	04/02/2018 05:30	WG1092320
1,1-Dichloroethane	0.000840	E4	0.000259	0.00100	1	04/02/2018 05:30	WG1092320
1,2-Dichloroethane	U		0.000361	0.00100	1	04/02/2018 05:30	WG1092320
1,1-Dichloroethene	U		0.000398	0.00100	1	04/02/2018 05:30	WG1092320
cis-1,2-Dichloroethene	0.00261		0.000260	0.00100	1	04/02/2018 05:30	WG1092320
trans-1,2-Dichloroethene	U		0.000396	0.00100	1	04/02/2018 05:30	WG1092320
1,2-Dichloropropane	U		0.000306	0.00100	1	04/02/2018 05:30	WG1092320
1,1-Dichloropropene	U		0.000352	0.00100	1	04/02/2018 05:30	WG1092320
1,3-Dichloropropane	U		0.000366	0.00100	1	04/02/2018 05:30	WG1092320
cis-1,3-Dichloropropene	U		0.000418	0.00100	1	04/02/2018 05:30	WG1092320
trans-1,3-Dichloropropene	U		0.000419	0.00100	1	04/02/2018 05:30	WG1092320
2,2-Dichloropropane	U		0.000321	0.00100	1	04/02/2018 05:30	WG1092320
Dicyclopentadiene	U		0.000219	0.00100	1	04/02/2018 05:30	WG1092320
Di-isopropyl ether	U		0.000320	0.00100	1	04/02/2018 05:30	WG1092320
Ethylbenzene	U		0.000384	0.00100	1	04/02/2018 05:30	WG1092320
4-Ethyltoluene	U		0.000172	0.00100	1	04/02/2018 05:30	WG1092320
Hexachloro-1,3-butadiene	U		0.000256	0.00100	1	04/02/2018 05:30	WG1092320
n-Hexane	U		0.000736	0.0100	1	04/02/2018 05:30	WG1092320
Isopropylbenzene	U		0.000326	0.00100	1	04/02/2018 05:30	WG1092320
p-Isopropyltoluene	U		0.000350	0.00100	1	04/02/2018 05:30	WG1092320
2-Butanone (MEK)	U		0.00393	0.0100	1	04/02/2018 05:30	WG1092320
Methyl Cyclohexane	U		0.000380	0.00100	1	04/02/2018 05:30	WG1092320
Methylene Chloride	U		0.00100	0.00500	1	04/02/2018 05:30	WG1092320
4-Methyl-2-pentanone (MIBK)	U		0.00214	0.0100	1	04/02/2018 05:30	WG1092320
Methyl tert-butyl ether	U		0.000367	0.00100	1	04/02/2018 05:30	WG1092320
Naphthalene	U		0.00100	0.00500	1	04/02/2018 05:30	WG1092320
Propene	U		0.000975	0.00250	1	04/02/2018 05:30	WG1092320
n-Propylbenzene	U		0.000349	0.00100	1	04/02/2018 05:30	WG1092320

Volatile Organic Compounds (GC/MS) by Method 8260B

Analyte	Result mg/l	Qualifier	MDL mg/l	RDL mg/l	Dilution	Analysis date / time	Batch
Styrene	U		0.000307	0.00100	1	04/02/2018 05:30	WG1092320
1,1,1,2-Tetrachloroethane	U		0.000385	0.00100	1	04/02/2018 05:30	WG1092320
1,1,2,2-Tetrachloroethane	U		0.000130	0.00100	1	04/02/2018 05:30	WG1092320
1,1,2-Trichlorotrifluoroethane	U		0.000303	0.00100	1	04/02/2018 05:30	WG1092320
Tetrachloroethene	0.00923		0.000372	0.00100	1	04/02/2018 05:30	WG1092320
Toluene	0.000686	E4	0.000412	0.00100	1	04/02/2018 05:30	WG1092320
1,2,3-Trichlorobenzene	U		0.000230	0.00100	1	04/02/2018 05:30	WG1092320
1,2,4-Trichlorobenzene	U		0.000355	0.00100	1	04/02/2018 05:30	WG1092320
1,1,1-Trichloroethane	U		0.000319	0.00100	1	04/02/2018 05:30	WG1092320
1,1,2-Trichloroethane	U		0.000383	0.00100	1	04/02/2018 05:30	WG1092320
Trichloroethene	0.000588	E4	0.000398	0.00100	1	04/02/2018 05:30	WG1092320
Trichlorofluoromethane	U		0.00120	0.00500	1	04/02/2018 05:30	WG1092320
1,2,3-Trichloropropane	U		0.000807	0.00250	1	04/02/2018 05:30	WG1092320
1,2,4-Trimethylbenzene	U		0.000373	0.00100	1	04/02/2018 05:30	WG1092320
1,2,3-Trimethylbenzene	U		0.000321	0.00100	1	04/02/2018 05:30	WG1092320
1,3,5-Trimethylbenzene	U		0.000387	0.00100	1	04/02/2018 05:30	WG1092320
Vinyl chloride	U		0.000259	0.00100	1	04/02/2018 05:30	WG1092320
Xylenes, Total	U		0.00106	0.00300	1	04/02/2018 05:30	WG1092320
(S) Toluene-d8	*101*			*80.0-120*		*04/02/2018 05:30*	WG1092320
(S) Dibromofluoromethane	*103*			*76.0-123*		*04/02/2018 05:30*	WG1092320
(S) 4-Bromofluorobenzene	*95.2*			*80.0-120*		*04/02/2018 05:30*	WG1092320

Volatile Organic Compounds (GC/MS) by Method 8260B

Analyte	Result mg/l	Qualifier	MDL mg/l	RDL mg/l	Dilution	Analysis date / time	Batch
Acetone	U		0.0100	0.0500	1	04/02/2018 05:50	WG1092320
Acrolein	U	L1	0.00887	0.0500	1	04/02/2018 05:50	WG1092320
Acrylonitrile	U		0.00187	0.0100	1	04/02/2018 05:50	WG1092320
Benzene	U		0.000331	0.00100	1	04/02/2018 05:50	WG1092320
Bromobenzene	U		0.000352	0.00100	1	04/02/2018 05:50	WG1092320
Bromodichloromethane	U		0.000380	0.00100	1	04/02/2018 05:50	WG1092320
Bromoform	U		0.000469	0.00100	1	04/02/2018 05:50	WG1092320
Bromomethane	U		0.000866	0.00500	1	04/02/2018 05:50	WG1092320
1,3-Butadiene	U		0.000330	0.00200	1	04/02/2018 05:50	WG1092320
n-Butylbenzene	U		0.000361	0.00100	1	04/02/2018 05:50	WG1092320
sec-Butylbenzene	U		0.000365	0.00100	1	04/02/2018 05:50	WG1092320
tert-Butylbenzene	U		0.000399	0.00100	1	04/02/2018 05:50	WG1092320
Carbon tetrachloride	U		0.000379	0.00100	1	04/02/2018 05:50	WG1092320
Carbon disulfide	U		0.000275	0.00100	1	04/02/2018 05:50	WG1092320
Chlorobenzene	U		0.000348	0.00100	1	04/02/2018 05:50	WG1092320
Chlorodibromomethane	U		0.000327	0.00100	1	04/02/2018 05:50	WG1092320
Chloroethane	U		0.000453	0.00500	1	04/02/2018 05:50	WG1092320
Chloroform	U		0.000324	0.00500	1	04/02/2018 05:50	WG1092320
Chloromethane	U		0.000276	0.00250	1	04/02/2018 05:50	WG1092320
Cyclohexane	U		0.000390	0.00100	1	04/02/2018 05:50	WG1092320
2-Chlorotoluene	U		0.000375	0.00100	1	04/02/2018 05:50	WG1092320
4-Chlorotoluene	U		0.000351	0.00100	1	04/02/2018 05:50	WG1092320
1,2-Dibromo-3-Chloropropane	U		0.00133	0.00500	1	04/02/2018 05:50	WG1092320
1,2-Dibromoethane	U		0.000381	0.00100	1	04/02/2018 05:50	WG1092320
Dibromomethane	U		0.000346	0.00100	1	04/02/2018 05:50	WG1092320
1,2-Dichlorobenzene	U		0.000349	0.00100	1	04/02/2018 05:50	WG1092320
1,3-Dichlorobenzene	U		0.000220	0.00100	1	04/02/2018 05:50	WG1092320
1,4-Dichlorobenzene	U		0.000274	0.00100	1	04/02/2018 05:50	WG1092320
Dichlorodifluoromethane	U		0.000551	0.00500	1	04/02/2018 05:50	WG1092320
1,1-Dichloroethane	U		0.000259	0.00100	1	04/02/2018 05:50	WG1092320
1,2-Dichloroethane	U		0.000361	0.00100	1	04/02/2018 05:50	WG1092320
1,1-Dichloroethene	U		0.000398	0.00100	1	04/02/2018 05:50	WG1092320
cis-1,2-Dichloroethene	U		0.000260	0.00100	1	04/02/2018 05:50	WG1092320
trans-1,2-Dichloroethene	U		0.000396	0.00100	1	04/02/2018 05:50	WG1092320
1,2-Dichloropropane	U		0.000306	0.00100	1	04/02/2018 05:50	WG1092320
1,1-Dichloropropene	U		0.000352	0.00100	1	04/02/2018 05:50	WG1092320
1,3-Dichloropropane	U		0.000366	0.00100	1	04/02/2018 05:50	WG1092320
cis-1,3-Dichloropropene	U		0.000418	0.00100	1	04/02/2018 05:50	WG1092320
trans-1,3-Dichloropropene	U		0.000419	0.00100	1	04/02/2018 05:50	WG1092320
2,2-Dichloropropane	U		0.000321	0.00100	1	04/02/2018 05:50	WG1092320
Dicyclopentadiene	U		0.000219	0.00100	1	04/02/2018 05:50	WG1092320
Di-isopropyl ether	U		0.000320	0.00100	1	04/02/2018 05:50	WG1092320
Ethylbenzene	U		0.000384	0.00100	1	04/02/2018 05:50	WG1092320
4-Ethyltoluene	U		0.000172	0.00100	1	04/02/2018 05:50	WG1092320
Hexachloro-1,3-butadiene	U		0.000256	0.00100	1	04/02/2018 05:50	WG1092320
n-Hexane	U		0.000736	0.0100	1	04/02/2018 05:50	WG1092320
Isopropylbenzene	U		0.000326	0.00100	1	04/02/2018 05:50	WG1092320
p-Isopropyltoluene	U		0.000350	0.00100	1	04/02/2018 05:50	WG1092320
2-Butanone (MEK)	U		0.00393	0.0100	1	04/02/2018 05:50	WG1092320
Methyl Cyclohexane	U		0.000380	0.00100	1	04/02/2018 05:50	WG1092320
Methylene Chloride	U		0.00100	0.00500	1	04/02/2018 05:50	WG1092320
4-Methyl-2-pentanone (MIBK)	U		0.00214	0.0100	1	04/02/2018 05:50	WG1092320
Methyl tert-butyl ether	U		0.000367	0.00100	1	04/02/2018 05:50	WG1092320
Naphthalene	U		0.00100	0.00500	1	04/02/2018 05:50	WG1092320
Propene	U		0.000975	0.00250	1	04/02/2018 05:50	WG1092320
n-Propylbenzene	U		0.000349	0.00100	1	04/02/2018 05:50	WG1092320

Volatile Organic Compounds (GC/MS) by Method 8260B

Analyte	Result mg/l	Qualifier	MDL mg/l	RDL mg/l	Dilution	Analysis date / time	Batch
Styrene	U		0.000307	0.00100	1	04/02/2018 05:50	WG1092320
1,1,1,2-Tetrachloroethane	U		0.000385	0.00100	1	04/02/2018 05:50	WG1092320
1,1,2,2-Tetrachloroethane	U		0.000130	0.00100	1	04/02/2018 05:50	WG1092320
1,1,2-Trichlorotrifluoroethane	U		0.000303	0.00100	1	04/02/2018 05:50	WG1092320
Tetrachloroethene	U		0.000372	0.00100	1	04/02/2018 05:50	WG1092320
Toluene	U		0.000412	0.00100	1	04/02/2018 05:50	WG1092320
1,2,3-Trichlorobenzene	U		0.000230	0.00100	1	04/02/2018 05:50	WG1092320
1,2,4-Trichlorobenzene	U		0.000355	0.00100	1	04/02/2018 05:50	WG1092320
1,1,1-Trichloroethane	U		0.000319	0.00100	1	04/02/2018 05:50	WG1092320
1,1,2-Trichloroethane	U		0.000383	0.00100	1	04/02/2018 05:50	WG1092320
Trichloroethene	U		0.000398	0.00100	1	04/02/2018 05:50	WG1092320
Trichlorofluoromethane	U		0.00120	0.00500	1	04/02/2018 05:50	WG1092320
1,2,3-Trichloropropane	U		0.000807	0.00250	1	04/02/2018 05:50	WG1092320
1,2,4-Trimethylbenzene	U		0.000373	0.00100	1	04/02/2018 05:50	WG1092320
1,2,3-Trimethylbenzene	U		0.000321	0.00100	1	04/02/2018 05:50	WG1092320
1,3,5-Trimethylbenzene	U		0.000387	0.00100	1	04/02/2018 05:50	WG1092320
Vinyl chloride	U		0.000259	0.00100	1	04/02/2018 05:50	WG1092320
Xylenes, Total	U		0.00106	0.00300	1	04/02/2018 05:50	WG1092320
(S) Toluene-d8	*101*			*80.0-120*		*04/02/2018 05:50*	WG1092320
(S) Dibromofluoromethane	*101*			*76.0-123*		*04/02/2018 05:50*	WG1092320
(S) 4-Bromofluorobenzene	*98.4*			*80.0-120*		*04/02/2018 05:50*	WG1092320

Wet Chemistry by Method 2320 B-2011

Analyte	Result mg/l	Qualifier	MDL mg/l	RDL mg/l	Dilution	Analysis date / time	Batch
Alkalinity	340		2.71	20.0	1	04/05/2018 19:04	WG1093493

Sample Narrative:

L982040-06 WG1093493: Endpoint pH 4.5 Headspace

Wet Chemistry by Method 3500Fe B-2011

Analyte	Result mg/l	Qualifier	MDL mg/l	RDL mg/l	Dilution	Analysis date / time	Batch
Ferrous Iron	2.19		0.0150	0.0500	1	04/02/2018 12:15	WG1092495

Wet Chemistry by Method 9056A

Analyte	Result mg/l	Qualifier	MDL mg/l	RDL mg/l	Dilution	Analysis date / time	Batch
Chloride	30.0		0.0519	1.00	1	03/31/2018 20:44	WG1092008
Nitrate as (N)	4.83		0.0227	0.100	1	03/31/2018 20:44	WG1092008
Nitrite as (N)	U		0.0277	0.100	1	03/31/2018 20:44	WG1092008
Sulfate	33.3		0.0774	5.00	1	03/31/2018 20:44	WG1092008

Wet Chemistry by Method 9060A

Analyte	Result mg/l	Qualifier	MDL mg/l	RDL mg/l	Dilution	Analysis date / time	Batch
TOC (Total Organic Carbon)	1.13	B1	0.102	1.00	1	04/02/2018 23:01	WG1092382

Volatile Organic Compounds (GC) by Method RSK175

Analyte	Result mg/l	Qualifier	MDL mg/l	RDL mg/l	Dilution	Analysis date / time	Batch
Methane	U		0.00291	0.0100	1	04/04/2018 10:28	WG1093028
Ethane	U		0.00407	0.0130	1	04/04/2018 10:28	WG1093028
Ethene	U		0.00426	0.0130	1	04/04/2018 10:28	WG1093028

Volatile Organic Compounds (GC/MS) by Method 8260B

Analyte	Result mg/l	Qualifier	MDL mg/l	RDL mg/l	Dilution	Analysis date / time	Batch
Acetone	U		0.0100	0.0500	1	04/02/2018 06:09	WG1092320
Acrolein	U	L1	0.00887	0.0500	1	04/02/2018 06:09	WG1092320
Acrylonitrile	U		0.00187	0.0100	1	04/02/2018 06:09	WG1092320
Benzene	U		0.000331	0.00100	1	04/02/2018 06:09	WG1092320
Bromobenzene	U		0.000352	0.00100	1	04/02/2018 06:09	WG1092320
Bromodichloromethane	U		0.000380	0.00100	1	04/02/2018 06:09	WG1092320
Bromoform	U		0.000469	0.00100	1	04/02/2018 06:09	WG1092320
Bromomethane	U		0.000866	0.00500	1	04/02/2018 06:09	WG1092320
1,3-Butadiene	U		0.000330	0.00200	1	04/02/2018 06:09	WG1092320
n-Butylbenzene	U		0.000361	0.00100	1	04/02/2018 06:09	WG1092320
sec-Butylbenzene	U		0.000365	0.00100	1	04/02/2018 06:09	WG1092320
tert-Butylbenzene	U		0.000399	0.00100	1	04/02/2018 06:09	WG1092320
Carbon tetrachloride	U		0.000379	0.00100	1	04/02/2018 06:09	WG1092320
Carbon disulfide	U		0.000275	0.00100	1	04/02/2018 06:09	WG1092320
Chlorobenzene	U		0.000348	0.00100	1	04/02/2018 06:09	WG1092320
Chlorodibromomethane	U		0.000327	0.00100	1	04/02/2018 06:09	WG1092320
Chloroethane	U		0.000453	0.00500	1	04/02/2018 06:09	WG1092320
Chloroform	U		0.000324	0.00500	1	04/02/2018 06:09	WG1092320
Chloromethane	U		0.000276	0.00250	1	04/02/2018 06:09	WG1092320
Cyclohexane	U		0.000390	0.00100	1	04/02/2018 06:09	WG1092320

Volatile Organic Compounds (GC/MS) by Method 8260B

Analyte	Result mg/l	Qualifier	MDL mg/l	RDL mg/l	Dilution	Analysis date / time	Batch
2-Chlorotoluene	U		0.000375	0.00100	1	04/02/2018 06:09	WG1092320
4-Chlorotoluene	U		0.000351	0.00100	1	04/02/2018 06:09	WG1092320
1,2-Dibromo-3-Chloropropane	U		0.00133	0.00500	1	04/02/2018 06:09	WG1092320
1,2-Dibromoethane	U		0.000381	0.00100	1	04/02/2018 06:09	WG1092320
Dibromomethane	U		0.000346	0.00100	1	04/02/2018 06:09	WG1092320
1,2-Dichlorobenzene	U		0.000349	0.00100	1	04/02/2018 06:09	WG1092320
1,3-Dichlorobenzene	U		0.000220	0.00100	1	04/02/2018 06:09	WG1092320
1,4-Dichlorobenzene	U		0.000274	0.00100	1	04/02/2018 06:09	WG1092320
Dichlorodifluoromethane	U		0.000551	0.00500	1	04/02/2018 06:09	WG1092320
1,1-Dichloroethane	0.000913	E4	0.000259	0.00100	1	04/02/2018 06:09	WG1092320
1,2-Dichloroethane	U		0.000361	0.00100	1	04/02/2018 06:09	WG1092320
1,1-Dichloroethene	U		0.000398	0.00100	1	04/02/2018 06:09	WG1092320
cis-1,2-Dichloroethene	0.00243		0.000260	0.00100	1	04/02/2018 06:09	WG1092320
trans-1,2-Dichloroethene	U		0.000396	0.00100	1	04/02/2018 06:09	WG1092320
1,2-Dichloropropane	U		0.000306	0.00100	1	04/02/2018 06:09	WG1092320
1,1-Dichloropropene	U		0.000352	0.00100	1	04/02/2018 06:09	WG1092320
1,3-Dichloropropane	U		0.000366	0.00100	1	04/02/2018 06:09	WG1092320
cis-1,3-Dichloropropene	U		0.000418	0.00100	1	04/02/2018 06:09	WG1092320
trans-1,3-Dichloropropene	U		0.000419	0.00100	1	04/02/2018 06:09	WG1092320
2,2-Dichloropropane	U		0.000321	0.00100	1	04/02/2018 06:09	WG1092320
Dicyclopentadiene	U		0.000219	0.00100	1	04/02/2018 06:09	WG1092320
Di-isopropyl ether	U		0.000320	0.00100	1	04/02/2018 06:09	WG1092320
Ethylbenzene	U		0.000384	0.00100	1	04/02/2018 06:09	WG1092320
4-Ethyltoluene	U		0.000172	0.00100	1	04/02/2018 06:09	WG1092320
Hexachloro-1,3-butadiene	U		0.000256	0.00100	1	04/02/2018 06:09	WG1092320
n-Hexane	U		0.000736	0.0100	1	04/02/2018 06:09	WG1092320
Isopropylbenzene	U		0.000326	0.00100	1	04/02/2018 06:09	WG1092320
p-Isopropyltoluene	U		0.000350	0.00100	1	04/02/2018 06:09	WG1092320
2-Butanone (MEK)	U		0.00393	0.0100	1	04/02/2018 06:09	WG1092320
Methyl Cyclohexane	U		0.000380	0.00100	1	04/02/2018 06:09	WG1092320
Methylene Chloride	U		0.00100	0.00500	1	04/02/2018 06:09	WG1092320
4-Methyl-2-pentanone (MIBK)	U		0.00214	0.0100	1	04/02/2018 06:09	WG1092320
Methyl tert-butyl ether	U		0.000367	0.00100	1	04/02/2018 06:09	WG1092320
Naphthalene	U		0.00100	0.00500	1	04/02/2018 06:09	WG1092320
Propene	U		0.000975	0.00250	1	04/02/2018 06:09	WG1092320
n-Propylbenzene	U		0.000349	0.00100	1	04/02/2018 06:09	WG1092320
Styrene	U		0.000307	0.00100	1	04/02/2018 06:09	WG1092320
1,1,1,2-Tetrachloroethane	U		0.000385	0.00100	1	04/02/2018 06:09	WG1092320
1,1,2,2-Tetrachloroethane	U		0.000130	0.00100	1	04/02/2018 06:09	WG1092320
1,1,2-Trichlorotrifluoroethane	U		0.000303	0.00100	1	04/02/2018 06:09	WG1092320
Tetrachloroethene	0.00874		0.000372	0.00100	1	04/02/2018 06:09	WG1092320
Toluene	0.000644	E4	0.000412	0.00100	1	04/02/2018 06:09	WG1092320
1,2,3-Trichlorobenzene	U		0.000230	0.00100	1	04/02/2018 06:09	WG1092320
1,2,4-Trichlorobenzene	U		0.000355	0.00100	1	04/02/2018 06:09	WG1092320
1,1,1-Trichloroethane	U		0.000319	0.00100	1	04/02/2018 06:09	WG1092320
1,1,2-Trichloroethane	U		0.000383	0.00100	1	04/02/2018 06:09	WG1092320
Trichloroethene	0.000697	E4	0.000398	0.00100	1	04/02/2018 06:09	WG1092320
Trichlorofluoromethane	U		0.00120	0.00500	1	04/02/2018 06:09	WG1092320
1,2,3-Trichloropropane	U		0.000807	0.00250	1	04/02/2018 06:09	WG1092320
1,2,4-Trimethylbenzene	U		0.000373	0.00100	1	04/02/2018 06:09	WG1092320
1,2,3-Trimethylbenzene	U		0.000321	0.00100	1	04/02/2018 06:09	WG1092320
1,3,5-Trimethylbenzene	U		0.000387	0.00100	1	04/02/2018 06:09	WG1092320
Vinyl chloride	U		0.000259	0.00100	1	04/02/2018 06:09	WG1092320
Xylenes, Total	U		0.00106	0.00300	1	04/02/2018 06:09	WG1092320
(S) Toluene-d8	*98.5*			*80.0-120*		*04/02/2018 06:09*	WG1092320
(S) Dibromofluoromethane	*100*			*76.0-123*		*04/02/2018 06:09*	WG1092320

Volatile Organic Compounds (GC/MS) by Method 8260B

Analyte	Result mg/l	Qualifier	MDL mg/l	RDL mg/l	Dilution	Analysis date / time	Batch
(S) 4-Bromofluorobenzene	*99.5*			*80.0-120*		*04/02/2018 06:09*	WG1092320

Wet Chemistry by Method 2320 B-2011

Analyte	Result mg/l	Qualifier	MDL mg/l	RDL mg/l	Dilution	Analysis date / time	Batch
Alkalinity	265		2.71	20.0	1	04/05/2018 19:11	WG1093493

Sample Narrative:

L982040-07 WG1093493: Endpoint pH 4.5

Wet Chemistry by Method 3500Fe B-2011

Analyte	Result mg/l	Qualifier	MDL mg/l	RDL mg/l	Dilution	Analysis date / time	Batch
Ferrous Iron	U		0.0150	0.0500	1	04/02/2018 12:15	WG1092495

Wet Chemistry by Method 9056A

Analyte	Result mg/l	Qualifier	MDL mg/l	RDL mg/l	Dilution	Analysis date / time	Batch
Chloride	50.4		0.0519	1.00	1	03/31/2018 21:00	WG1092008
Nitrate as (N)	9.53		0.114	0.500	5	03/31/2018 21:15	WG1092008
Nitrite as (N)	U		0.0277	0.100	1	03/31/2018 21:00	WG1092008
Sulfate	40.5		0.0774	5.00	1	03/31/2018 21:00	WG1092008

Wet Chemistry by Method 9060A

Analyte	Result mg/l	Qualifier	MDL mg/l	RDL mg/l	Dilution	Analysis date / time	Batch
TOC (Total Organic Carbon)	1.79	B1	0.102	1.00	1	04/02/2018 23:12	WG1092382

Volatile Organic Compounds (GC) by Method RSK175

Analyte	Result mg/l	Qualifier	MDL mg/l	RDL mg/l	Dilution	Analysis date / time	Batch
Methane	U		0.00291	0.0100	1	04/04/2018 10:31	WG1093028
Ethane	U		0.00407	0.0130	1	04/04/2018 10:31	WG1093028
Ethene	U		0.00426	0.0130	1	04/04/2018 10:31	WG1093028

Volatile Organic Compounds (GC/MS) by Method 8260B

Analyte	Result mg/l	Qualifier	MDL mg/l	RDL mg/l	Dilution	Analysis date / time	Batch
Acetone	U		0.0100	0.0500	1	04/02/2018 06:29	WG1092320
Acrolein	U	L1	0.00887	0.0500	1	04/02/2018 06:29	WG1092320
Acrylonitrile	U		0.00187	0.0100	1	04/02/2018 06:29	WG1092320
Benzene	U		0.000331	0.00100	1	04/02/2018 06:29	WG1092320
Bromobenzene	U		0.000352	0.00100	1	04/02/2018 06:29	WG1092320
Bromodichloromethane	U		0.000380	0.00100	1	04/02/2018 06:29	WG1092320
Bromoform	U		0.000469	0.00100	1	04/02/2018 06:29	WG1092320
Bromomethane	U		0.000866	0.00500	1	04/02/2018 06:29	WG1092320
1,3-Butadiene	U		0.000330	0.00200	1	04/02/2018 06:29	WG1092320
n-Butylbenzene	U		0.000361	0.00100	1	04/02/2018 06:29	WG1092320
sec-Butylbenzene	U		0.000365	0.00100	1	04/02/2018 06:29	WG1092320
tert-Butylbenzene	U		0.000399	0.00100	1	04/02/2018 06:29	WG1092320
Carbon tetrachloride	U		0.000379	0.00100	1	04/02/2018 06:29	WG1092320
Carbon disulfide	U		0.000275	0.00100	1	04/02/2018 06:29	WG1092320
Chlorobenzene	U		0.000348	0.00100	1	04/02/2018 06:29	WG1092320
Chlorodibromomethane	U		0.000327	0.00100	1	04/02/2018 06:29	WG1092320
Chloroethane	U		0.000453	0.00500	1	04/02/2018 06:29	WG1092320
Chloroform	U		0.000324	0.00500	1	04/02/2018 06:29	WG1092320
Chloromethane	U		0.000276	0.00250	1	04/02/2018 06:29	WG1092320
Cyclohexane	U		0.000390	0.00100	1	04/02/2018 06:29	WG1092320

Volatile Organic Compounds (GC/MS) by Method 8260B

Analyte	Result mg/l	Qualifier	MDL mg/l	RDL mg/l	Dilution	Analysis date / time	Batch
2-Chlorotoluene	U		0.000375	0.00100	1	04/02/2018 06:29	WG1092320
4-Chlorotoluene	U		0.000351	0.00100	1	04/02/2018 06:29	WG1092320
1,2-Dibromo-3-Chloropropane	U		0.00133	0.00500	1	04/02/2018 06:29	WG1092320
1,2-Dibromoethane	U		0.000381	0.00100	1	04/02/2018 06:29	WG1092320
Dibromomethane	U		0.000346	0.00100	1	04/02/2018 06:29	WG1092320
1,2-Dichlorobenzene	U		0.000349	0.00100	1	04/02/2018 06:29	WG1092320
1,3-Dichlorobenzene	U		0.000220	0.00100	1	04/02/2018 06:29	WG1092320
1,4-Dichlorobenzene	U		0.000274	0.00100	1	04/02/2018 06:29	WG1092320
Dichlorodifluoromethane	U		0.000551	0.00500	1	04/02/2018 06:29	WG1092320
1,1-Dichloroethane	U		0.000259	0.00100	1	04/02/2018 06:29	WG1092320
1,2-Dichloroethane	U		0.000361	0.00100	1	04/02/2018 06:29	WG1092320
1,1-Dichloroethene	U		0.000398	0.00100	1	04/02/2018 06:29	WG1092320
cis-1,2-Dichloroethene	U		0.000260	0.00100	1	04/02/2018 06:29	WG1092320
trans-1,2-Dichloroethene	U		0.000396	0.00100	1	04/02/2018 06:29	WG1092320
1,2-Dichloropropane	U		0.000306	0.00100	1	04/02/2018 06:29	WG1092320
1,1-Dichloropropene	U		0.000352	0.00100	1	04/02/2018 06:29	WG1092320
1,3-Dichloropropane	U		0.000366	0.00100	1	04/02/2018 06:29	WG1092320
cis-1,3-Dichloropropene	U		0.000418	0.00100	1	04/02/2018 06:29	WG1092320
trans-1,3-Dichloropropene	U		0.000419	0.00100	1	04/02/2018 06:29	WG1092320
2,2-Dichloropropane	U		0.000321	0.00100	1	04/02/2018 06:29	WG1092320
Dicyclopentadiene	U		0.000219	0.00100	1	04/02/2018 06:29	WG1092320
Di-isopropyl ether	U		0.000320	0.00100	1	04/02/2018 06:29	WG1092320
Ethylbenzene	U		0.000384	0.00100	1	04/02/2018 06:29	WG1092320
4-Ethyltoluene	U		0.000172	0.00100	1	04/02/2018 06:29	WG1092320
Hexachloro-1,3-butadiene	U		0.000256	0.00100	1	04/02/2018 06:29	WG1092320
n-Hexane	U		0.000736	0.0100	1	04/02/2018 06:29	WG1092320
Isopropylbenzene	U		0.000326	0.00100	1	04/02/2018 06:29	WG1092320
p-Isopropyltoluene	U		0.000350	0.00100	1	04/02/2018 06:29	WG1092320
2-Butanone (MEK)	U		0.00393	0.0100	1	04/02/2018 06:29	WG1092320
Methyl Cyclohexane	U		0.000380	0.00100	1	04/02/2018 06:29	WG1092320
Methylene Chloride	U		0.00100	0.00500	1	04/02/2018 06:29	WG1092320
4-Methyl-2-pentanone (MIBK)	U		0.00214	0.0100	1	04/02/2018 06:29	WG1092320
Methyl tert-butyl ether	U		0.000367	0.00100	1	04/02/2018 06:29	WG1092320
Naphthalene	U		0.00100	0.00500	1	04/02/2018 06:29	WG1092320
Propene	U		0.000975	0.00250	1	04/02/2018 06:29	WG1092320
n-Propylbenzene	U		0.000349	0.00100	1	04/02/2018 06:29	WG1092320
Styrene	U		0.000307	0.00100	1	04/02/2018 06:29	WG1092320
1,1,1,2-Tetrachloroethane	U		0.000385	0.00100	1	04/02/2018 06:29	WG1092320
1,1,2,2-Tetrachloroethane	U		0.000130	0.00100	1	04/02/2018 06:29	WG1092320
1,1,2-Trichlorotrifluoroethane	U		0.000303	0.00100	1	04/02/2018 06:29	WG1092320
Tetrachloroethene	0.0171		0.000372	0.00100	1	04/02/2018 06:29	WG1092320
Toluene	U		0.000412	0.00100	1	04/02/2018 06:29	WG1092320
1,2,3-Trichlorobenzene	U		0.000230	0.00100	1	04/02/2018 06:29	WG1092320
1,2,4-Trichlorobenzene	U		0.000355	0.00100	1	04/02/2018 06:29	WG1092320
1,1,1-Trichloroethane	U		0.000319	0.00100	1	04/02/2018 06:29	WG1092320
1,1,2-Trichloroethane	U		0.000383	0.00100	1	04/02/2018 06:29	WG1092320
Trichloroethene	U		0.000398	0.00100	1	04/02/2018 06:29	WG1092320
Trichlorofluoromethane	U		0.00120	0.00500	1	04/02/2018 06:29	WG1092320
1,2,3-Trichloropropane	U		0.000807	0.00250	1	04/02/2018 06:29	WG1092320
1,2,4-Trimethylbenzene	U		0.000373	0.00100	1	04/02/2018 06:29	WG1092320
1,2,3-Trimethylbenzene	U		0.000321	0.00100	1	04/02/2018 06:29	WG1092320
1,3,5-Trimethylbenzene	U		0.000387	0.00100	1	04/02/2018 06:29	WG1092320
Vinyl chloride	U		0.000259	0.00100	1	04/02/2018 06:29	WG1092320
Xylenes, Total	U		0.00106	0.00300	1	04/02/2018 06:29	WG1092320
(S) Toluene-d8	*99.5*			*80.0-120*		*04/02/2018 06:29*	WG1092320
(S) Dibromofluoromethane	*101*			*76.0-123*		*04/02/2018 06:29*	WG1092320

Volatile Organic Compounds (GC/MS) by Method 8260B

Analyte	Result mg/l	Qualifier	MDL mg/l	RDL mg/l	Dilution	Analysis date / time	Batch
(S) 4-Bromofluorobenzene	*98.4*			*80.0-120*		*04/02/2018 06:29*	WG1092320

Wet Chemistry by Method 2320 B-2011

Analyte	Result mg/l	Qualifier	MDL mg/l	RDL mg/l	Dilution	Analysis date / time	Batch
Alkalinity	242		2.71	20.0	1	04/05/2018 19:17	WG1093493

Sample Narrative:

L982040-08 WG1093493: Endpoint pH 4.5

Wet Chemistry by Method 3500Fe B-2011

Analyte	Result mg/l	Qualifier	MDL mg/l	RDL mg/l	Dilution	Analysis date / time	Batch
Ferrous Iron	U	M2	0.0150	0.0500	1	04/02/2018 12:15	WG1092495

Wet Chemistry by Method 9056A

Analyte	Result mg/l	Qualifier	MDL mg/l	RDL mg/l	Dilution	Analysis date / time	Batch
Chloride	30.4		0.0519	1.00	1	03/31/2018 21:31	WG1092008
Nitrate as (N)	3.96		0.0227	0.100	1	03/31/2018 21:31	WG1092008
Nitrite as (N)	U		0.0277	0.100	1	03/31/2018 21:31	WG1092008
Sulfate	17.9		0.0774	5.00	1	03/31/2018 21:31	WG1092008

Wet Chemistry by Method 9060A

Analyte	Result mg/l	Qualifier	MDL mg/l	RDL mg/l	Dilution	Analysis date / time	Batch
TOC (Total Organic Carbon)	0.977	B1 E4	0.102	1.00	1	04/02/2018 23:23	WG1092382

Volatile Organic Compounds (GC) by Method RSK175

Analyte	Result mg/l	Qualifier	MDL mg/l	RDL mg/l	Dilution	Analysis date / time	Batch
Methane	U		0.00291	0.0100	1	04/04/2018 10:34	WG1093028
Ethane	U		0.00407	0.0130	1	04/04/2018 10:34	WG1093028
Ethene	U		0.00426	0.0130	1	04/04/2018 10:34	WG1093028

Volatile Organic Compounds (GC/MS) by Method 8260B

Analyte	Result mg/l	Qualifier	MDL mg/l	RDL mg/l	Dilution	Analysis date / time	Batch
Acetone	U		0.0100	0.0500	1	04/02/2018 06:49	WG1092320
Acrolein	U	L1	0.00887	0.0500	1	04/02/2018 06:49	WG1092320
Acrylonitrile	U		0.00187	0.0100	1	04/02/2018 06:49	WG1092320
Benzene	U		0.000331	0.00100	1	04/02/2018 06:49	WG1092320
Bromobenzene	U		0.000352	0.00100	1	04/02/2018 06:49	WG1092320
Bromodichloromethane	U		0.000380	0.00100	1	04/02/2018 06:49	WG1092320
Bromoform	U		0.000469	0.00100	1	04/02/2018 06:49	WG1092320
Bromomethane	U		0.000866	0.00500	1	04/02/2018 06:49	WG1092320
1,3-Butadiene	U		0.000330	0.00200	1	04/02/2018 06:49	WG1092320
n-Butylbenzene	U		0.000361	0.00100	1	04/02/2018 06:49	WG1092320
sec-Butylbenzene	U		0.000365	0.00100	1	04/02/2018 06:49	WG1092320
tert-Butylbenzene	U		0.000399	0.00100	1	04/02/2018 06:49	WG1092320
Carbon tetrachloride	U		0.000379	0.00100	1	04/02/2018 06:49	WG1092320
Carbon disulfide	U		0.000275	0.00100	1	04/02/2018 06:49	WG1092320
Chlorobenzene	U		0.000348	0.00100	1	04/02/2018 06:49	WG1092320
Chlorodibromomethane	U		0.000327	0.00100	1	04/02/2018 06:49	WG1092320
Chloroethane	U		0.000453	0.00500	1	04/02/2018 06:49	WG1092320
Chloroform	U		0.000324	0.00500	1	04/02/2018 06:49	WG1092320
Chloromethane	U		0.000276	0.00250	1	04/02/2018 06:49	WG1092320
Cyclohexane	U		0.000390	0.00100	1	04/02/2018 06:49	WG1092320

Volatile Organic Compounds (GC/MS) by Method 8260B

Analyte	Result mg/l	Qualifier	MDL mg/l	RDL mg/l	Dilution	Analysis date / time	Batch
2-Chlorotoluene	U		0.000375	0.00100	1	04/02/2018 06:49	WG1092320
4-Chlorotoluene	U		0.000351	0.00100	1	04/02/2018 06:49	WG1092320
1,2-Dibromo-3-Chloropropane	U		0.00133	0.00500	1	04/02/2018 06:49	WG1092320
1,2-Dibromoethane	U		0.000381	0.00100	1	04/02/2018 06:49	WG1092320
Dibromomethane	U		0.000346	0.00100	1	04/02/2018 06:49	WG1092320
1,2-Dichlorobenzene	U		0.000349	0.00100	1	04/02/2018 06:49	WG1092320
1,3-Dichlorobenzene	U		0.000220	0.00100	1	04/02/2018 06:49	WG1092320
1,4-Dichlorobenzene	U		0.000274	0.00100	1	04/02/2018 06:49	WG1092320
Dichlorodifluoromethane	U		0.000551	0.00500	1	04/02/2018 06:49	WG1092320
1,1-Dichloroethane	U		0.000259	0.00100	1	04/02/2018 06:49	WG1092320
1,2-Dichloroethane	U		0.000361	0.00100	1	04/02/2018 06:49	WG1092320
1,1-Dichloroethene	U		0.000398	0.00100	1	04/02/2018 06:49	WG1092320
cis-1,2-Dichloroethene	U		0.000260	0.00100	1	04/02/2018 06:49	WG1092320
trans-1,2-Dichloroethene	U		0.000396	0.00100	1	04/02/2018 06:49	WG1092320
1,2-Dichloropropane	U		0.000306	0.00100	1	04/02/2018 06:49	WG1092320
1,1-Dichloropropene	U		0.000352	0.00100	1	04/02/2018 06:49	WG1092320
1,3-Dichloropropane	U		0.000366	0.00100	1	04/02/2018 06:49	WG1092320
cis-1,3-Dichloropropene	U		0.000418	0.00100	1	04/02/2018 06:49	WG1092320
trans-1,3-Dichloropropene	U		0.000419	0.00100	1	04/02/2018 06:49	WG1092320
2,2-Dichloropropane	U		0.000321	0.00100	1	04/02/2018 06:49	WG1092320
Dicyclopentadiene	U		0.000219	0.00100	1	04/02/2018 06:49	WG1092320
Di-isopropyl ether	U		0.000320	0.00100	1	04/02/2018 06:49	WG1092320
Ethylbenzene	U		0.000384	0.00100	1	04/02/2018 06:49	WG1092320
4-Ethyltoluene	U		0.000172	0.00100	1	04/02/2018 06:49	WG1092320
Hexachloro-1,3-butadiene	U		0.000256	0.00100	1	04/02/2018 06:49	WG1092320
n-Hexane	U		0.000736	0.0100	1	04/02/2018 06:49	WG1092320
Isopropylbenzene	U		0.000326	0.00100	1	04/02/2018 06:49	WG1092320
p-Isopropyltoluene	U		0.000350	0.00100	1	04/02/2018 06:49	WG1092320
2-Butanone (MEK)	U		0.00393	0.0100	1	04/02/2018 06:49	WG1092320
Methyl Cyclohexane	U		0.000380	0.00100	1	04/02/2018 06:49	WG1092320
Methylene Chloride	U		0.00100	0.00500	1	04/02/2018 06:49	WG1092320
4-Methyl-2-pentanone (MIBK)	U		0.00214	0.0100	1	04/02/2018 06:49	WG1092320
Methyl tert-butyl ether	U		0.000367	0.00100	1	04/02/2018 06:49	WG1092320
Naphthalene	U		0.00100	0.00500	1	04/02/2018 06:49	WG1092320
Propene	U		0.000975	0.00250	1	04/02/2018 06:49	WG1092320
n-Propylbenzene	U		0.000349	0.00100	1	04/02/2018 06:49	WG1092320
Styrene	U		0.000307	0.00100	1	04/02/2018 06:49	WG1092320
1,1,1,2-Tetrachloroethane	U		0.000385	0.00100	1	04/02/2018 06:49	WG1092320
1,1,2,2-Tetrachloroethane	U		0.000130	0.00100	1	04/02/2018 06:49	WG1092320
1,1,2-Trichlorotrifluoroethane	U		0.000303	0.00100	1	04/02/2018 06:49	WG1092320
Tetrachloroethene	0.00841		0.000372	0.00100	1	04/02/2018 06:49	WG1092320
Toluene	U		0.000412	0.00100	1	04/02/2018 06:49	WG1092320
1,2,3-Trichlorobenzene	U		0.000230	0.00100	1	04/02/2018 06:49	WG1092320
1,2,4-Trichlorobenzene	U		0.000355	0.00100	1	04/02/2018 06:49	WG1092320
1,1,1-Trichloroethane	U		0.000319	0.00100	1	04/02/2018 06:49	WG1092320
1,1,2-Trichloroethane	U		0.000383	0.00100	1	04/02/2018 06:49	WG1092320
Trichloroethene	U		0.000398	0.00100	1	04/02/2018 06:49	WG1092320
Trichlorofluoromethane	U		0.00120	0.00500	1	04/02/2018 06:49	WG1092320
1,2,3-Trichloropropane	U		0.000807	0.00250	1	04/02/2018 06:49	WG1092320
1,2,4-Trimethylbenzene	U		0.000373	0.00100	1	04/02/2018 06:49	WG1092320
1,2,3-Trimethylbenzene	U		0.000321	0.00100	1	04/02/2018 06:49	WG1092320
1,3,5-Trimethylbenzene	U		0.000387	0.00100	1	04/02/2018 06:49	WG1092320
Vinyl chloride	U		0.000259	0.00100	1	04/02/2018 06:49	WG1092320
Xylenes, Total	U		0.00106	0.00300	1	04/02/2018 06:49	WG1092320
(S) Toluene-d8	*98.6*			*80.0-120*		*04/02/2018 06:49*	WG1092320
(S) Dibromofluoromethane	*103*			*76.0-123*		*04/02/2018 06:49*	WG1092320

Volatile Organic Compounds (GC/MS) by Method 8260B

Analyte	Result mg/l	Qualifier	MDL mg/l	RDL mg/l	Dilution	Analysis date / time	Batch
(S) 4-Bromofluorobenzene	*97.3*			*80.0-120*		*04/02/2018 06:49*	WG1092320

Wet Chemistry by Method 2320 B-2011

Analyte	Result mg/l	Qualifier	MDL mg/l	RDL mg/l	Dilution	Analysis date / time	Batch
Alkalinity	291		2.71	20.0	1	04/05/2018 19:23	WG1093493

Sample Narrative:

L982040-09 WG1093493: Endpoint pH 4.5 Headspace

Wet Chemistry by Method 3500Fe B-2011

Analyte	Result mg/l	Qualifier	MDL mg/l	RDL mg/l	Dilution	Analysis date / time	Batch
Ferrous Iron	U		0.0150	0.0500	1	04/02/2018 12:16	WG1092495

Wet Chemistry by Method 9056A

Analyte	Result mg/l	Qualifier	MDL mg/l	RDL mg/l	Dilution	Analysis date / time	Batch
Chloride	48.0		0.0519	1.00	1	03/31/2018 22:48	WG1092008
Nitrate as (N)	3.38		0.0227	0.100	1	03/31/2018 22:48	WG1092008
Nitrite as (N)	U		0.0277	0.100	1	03/31/2018 22:48	WG1092008
Sulfate	31.5		0.0774	5.00	1	03/31/2018 22:48	WG1092008

Wet Chemistry by Method 9060A

Analyte	Result mg/l	Qualifier	MDL mg/l	RDL mg/l	Dilution	Analysis date / time	Batch
TOC (Total Organic Carbon)	1.08	B1	0.102	1.00	1	04/02/2018 23:34	WG1092382

Volatile Organic Compounds (GC) by Method RSK175

Analyte	Result mg/l	Qualifier	MDL mg/l	RDL mg/l	Dilution	Analysis date / time	Batch
Methane	U		0.00291	0.0100	1	04/04/2018 10:36	WG1093028
Ethane	U		0.00407	0.0130	1	04/04/2018 10:36	WG1093028
Ethene	U		0.00426	0.0130	1	04/04/2018 10:36	WG1093028

Volatile Organic Compounds (GC/MS) by Method 8260B

Analyte	Result mg/l	Qualifier	MDL mg/l	RDL mg/l	Dilution	Analysis date / time	Batch
Acetone	U		0.0100	0.0500	1	04/02/2018 07:09	WG1092320
Acrolein	U	L1	0.00887	0.0500	1	04/02/2018 07:09	WG1092320
Acrylonitrile	U		0.00187	0.0100	1	04/02/2018 07:09	WG1092320
Benzene	U		0.000331	0.00100	1	04/02/2018 07:09	WG1092320
Bromobenzene	U		0.000352	0.00100	1	04/02/2018 07:09	WG1092320
Bromodichloromethane	U		0.000380	0.00100	1	04/02/2018 07:09	WG1092320
Bromoform	U		0.000469	0.00100	1	04/02/2018 07:09	WG1092320
Bromomethane	U		0.000866	0.00500	1	04/02/2018 07:09	WG1092320
1,3-Butadiene	U		0.000330	0.00200	1	04/02/2018 07:09	WG1092320
n-Butylbenzene	U		0.000361	0.00100	1	04/02/2018 07:09	WG1092320
sec-Butylbenzene	U		0.000365	0.00100	1	04/02/2018 07:09	WG1092320
tert-Butylbenzene	U		0.000399	0.00100	1	04/02/2018 07:09	WG1092320
Carbon tetrachloride	U		0.000379	0.00100	1	04/02/2018 07:09	WG1092320
Carbon disulfide	U		0.000275	0.00100	1	04/02/2018 07:09	WG1092320
Chlorobenzene	U		0.000348	0.00100	1	04/02/2018 07:09	WG1092320
Chlorodibromomethane	U		0.000327	0.00100	1	04/02/2018 07:09	WG1092320
Chloroethane	U		0.000453	0.00500	1	04/02/2018 07:09	WG1092320
Chloroform	U		0.000324	0.00500	1	04/02/2018 07:09	WG1092320
Chloromethane	U		0.000276	0.00250	1	04/02/2018 07:09	WG1092320
Cyclohexane	U		0.000390	0.00100	1	04/02/2018 07:09	WG1092320

Volatile Organic Compounds (GC/MS) by Method 8260B

Analyte	Result mg/l	Qualifier	MDL mg/l	RDL mg/l	Dilution	Analysis date / time	Batch
2-Chlorotoluene	U		0.000375	0.00100	1	04/02/2018 07:09	WG1092320
4-Chlorotoluene	U		0.000351	0.00100	1	04/02/2018 07:09	WG1092320
1,2-Dibromo-3-Chloropropane	U		0.00133	0.00500	1	04/02/2018 07:09	WG1092320
1,2-Dibromoethane	U		0.000381	0.00100	1	04/02/2018 07:09	WG1092320
Dibromomethane	U		0.000346	0.00100	1	04/02/2018 07:09	WG1092320
1,2-Dichlorobenzene	U		0.000349	0.00100	1	04/02/2018 07:09	WG1092320
1,3-Dichlorobenzene	U		0.000220	0.00100	1	04/02/2018 07:09	WG1092320
1,4-Dichlorobenzene	U		0.000274	0.00100	1	04/02/2018 07:09	WG1092320
Dichlorodifluoromethane	U		0.000551	0.00500	1	04/02/2018 07:09	WG1092320
1,1-Dichloroethane	U		0.000259	0.00100	1	04/02/2018 07:09	WG1092320
1,2-Dichloroethane	U		0.000361	0.00100	1	04/02/2018 07:09	WG1092320
1,1-Dichloroethene	U		0.000398	0.00100	1	04/02/2018 07:09	WG1092320
cis-1,2-Dichloroethene	U		0.000260	0.00100	1	04/02/2018 07:09	WG1092320
trans-1,2-Dichloroethene	U		0.000396	0.00100	1	04/02/2018 07:09	WG1092320
1,2-Dichloropropane	U		0.000306	0.00100	1	04/02/2018 07:09	WG1092320
1,1-Dichloropropene	U		0.000352	0.00100	1	04/02/2018 07:09	WG1092320
1,3-Dichloropropane	U		0.000366	0.00100	1	04/02/2018 07:09	WG1092320
cis-1,3-Dichloropropene	U		0.000418	0.00100	1	04/02/2018 07:09	WG1092320
trans-1,3-Dichloropropene	U		0.000419	0.00100	1	04/02/2018 07:09	WG1092320
2,2-Dichloropropane	U		0.000321	0.00100	1	04/02/2018 07:09	WG1092320
Dicyclopentadiene	U		0.000219	0.00100	1	04/02/2018 07:09	WG1092320
Di-isopropyl ether	U		0.000320	0.00100	1	04/02/2018 07:09	WG1092320
Ethylbenzene	U		0.000384	0.00100	1	04/02/2018 07:09	WG1092320
4-Ethyltoluene	U		0.000172	0.00100	1	04/02/2018 07:09	WG1092320
Hexachloro-1,3-butadiene	U		0.000256	0.00100	1	04/02/2018 07:09	WG1092320
n-Hexane	U		0.000736	0.0100	1	04/02/2018 07:09	WG1092320
Isopropylbenzene	U		0.000326	0.00100	1	04/02/2018 07:09	WG1092320
p-Isopropyltoluene	U		0.000350	0.00100	1	04/02/2018 07:09	WG1092320
2-Butanone (MEK)	U		0.00393	0.0100	1	04/02/2018 07:09	WG1092320
Methyl Cyclohexane	U		0.000380	0.00100	1	04/02/2018 07:09	WG1092320
Methylene Chloride	U		0.00100	0.00500	1	04/02/2018 07:09	WG1092320
4-Methyl-2-pentanone (MIBK)	U		0.00214	0.0100	1	04/02/2018 07:09	WG1092320
Methyl tert-butyl ether	U		0.000367	0.00100	1	04/02/2018 07:09	WG1092320
Naphthalene	U		0.00100	0.00500	1	04/02/2018 07:09	WG1092320
Propene	U		0.000975	0.00250	1	04/02/2018 07:09	WG1092320
n-Propylbenzene	U		0.000349	0.00100	1	04/02/2018 07:09	WG1092320
Styrene	U		0.000307	0.00100	1	04/02/2018 07:09	WG1092320
1,1,1,2-Tetrachloroethane	U		0.000385	0.00100	1	04/02/2018 07:09	WG1092320
1,1,2,2-Tetrachloroethane	U		0.000130	0.00100	1	04/02/2018 07:09	WG1092320
1,1,2-Trichlorotrifluoroethane	U		0.000303	0.00100	1	04/02/2018 07:09	WG1092320
Tetrachloroethene	0.0213		0.000372	0.00100	1	04/02/2018 07:09	WG1092320
Toluene	U		0.000412	0.00100	1	04/02/2018 07:09	WG1092320
1,2,3-Trichlorobenzene	U		0.000230	0.00100	1	04/02/2018 07:09	WG1092320
1,2,4-Trichlorobenzene	U		0.000355	0.00100	1	04/02/2018 07:09	WG1092320
1,1,1-Trichloroethane	U		0.000319	0.00100	1	04/02/2018 07:09	WG1092320
1,1,2-Trichloroethane	U		0.000383	0.00100	1	04/02/2018 07:09	WG1092320
Trichloroethene	0.000775	E4	0.000398	0.00100	1	04/02/2018 07:09	WG1092320
Trichlorofluoromethane	U		0.00120	0.00500	1	04/02/2018 07:09	WG1092320
1,2,3-Trichloropropane	U		0.000807	0.00250	1	04/02/2018 07:09	WG1092320
1,2,4-Trimethylbenzene	U		0.000373	0.00100	1	04/02/2018 07:09	WG1092320
1,2,3-Trimethylbenzene	U		0.000321	0.00100	1	04/02/2018 07:09	WG1092320
1,3,5-Trimethylbenzene	U		0.000387	0.00100	1	04/02/2018 07:09	WG1092320
Vinyl chloride	U		0.000259	0.00100	1	04/02/2018 07:09	WG1092320
Xylenes, Total	U		0.00106	0.00300	1	04/02/2018 07:09	WG1092320
(S) Toluene-d8	*101*			*80.0-120*		*04/02/2018 07:09*	WG1092320
(S) Dibromofluoromethane	*99.5*			*76.0-123*		*04/02/2018 07:09*	WG1092320

Volatile Organic Compounds (GC/MS) by Method 8260B

Analyte	Result mg/l	Qualifier	MDL mg/l	RDL mg/l	Dilution	Analysis date / time	Batch
(S) 4-Bromofluorobenzene	*91.5*			*80.0-120*		*04/02/2018 07:09*	WG1092320

Wet Chemistry by Method 2320 B-2011

Analyte	Result mg/l	Qualifier	MDL mg/l	RDL mg/l	Dilution	Analysis date / time	Batch
Alkalinity	289		2.71	20.0	1	04/05/2018 19:45	WG1093493

Sample Narrative:

L982040-10 WG1093493: Endpoint pH 4.5

Wet Chemistry by Method 3500Fe B-2011

Analyte	Result mg/l	Qualifier	MDL mg/l	RDL mg/l	Dilution	Analysis date / time	Batch
Ferrous Iron	U		0.0150	0.0500	1	04/02/2018 12:17	WG1092495

Wet Chemistry by Method 9056A

Analyte	Result mg/l	Qualifier	MDL mg/l	RDL mg/l	Dilution	Analysis date / time	Batch
Chloride	51.2		0.0519	1.00	1	03/31/2018 23:03	WG1092008
Nitrate as (N)	3.64		0.0227	0.100	1	03/31/2018 23:03	WG1092008
Nitrite as (N)	U		0.0277	0.100	1	03/31/2018 23:03	WG1092008
Sulfate	33.8		0.0774	5.00	1	03/31/2018 23:03	WG1092008

Wet Chemistry by Method 9060A

Analyte	Result mg/l	Qualifier	MDL mg/l	RDL mg/l	Dilution	Analysis date / time	Batch
TOC (Total Organic Carbon)	1.91		0.102	1.00	1	04/03/2018 09:33	WG1092686

Volatile Organic Compounds (GC) by Method RSK175

Analyte	Result mg/l	Qualifier	MDL mg/l	RDL mg/l	Dilution	Analysis date / time	Batch
Methane	U		0.00291	0.0100	1	04/04/2018 10:38	WG1093028
Ethane	U		0.00407	0.0130	1	04/04/2018 10:38	WG1093028
Ethene	U		0.00426	0.0130	1	04/04/2018 10:38	WG1093028

Volatile Organic Compounds (GC/MS) by Method 8260B

Analyte	Result mg/l	Qualifier	MDL mg/l	RDL mg/l	Dilution	Analysis date / time	Batch
Acetone	U		0.0100	0.0500	1	04/02/2018 07:29	WG1092320
Acrolein	U	L1	0.00887	0.0500	1	04/02/2018 07:29	WG1092320
Acrylonitrile	U		0.00187	0.0100	1	04/02/2018 07:29	WG1092320
Benzene	U		0.000331	0.00100	1	04/02/2018 07:29	WG1092320
Bromobenzene	U		0.000352	0.00100	1	04/02/2018 07:29	WG1092320
Bromodichloromethane	U		0.000380	0.00100	1	04/02/2018 07:29	WG1092320
Bromoform	U		0.000469	0.00100	1	04/02/2018 07:29	WG1092320
Bromomethane	U		0.000866	0.00500	1	04/02/2018 07:29	WG1092320
1,3-Butadiene	U		0.000330	0.00200	1	04/02/2018 07:29	WG1092320
n-Butylbenzene	U		0.000361	0.00100	1	04/02/2018 07:29	WG1092320
sec-Butylbenzene	U		0.000365	0.00100	1	04/02/2018 07:29	WG1092320
tert-Butylbenzene	U		0.000399	0.00100	1	04/02/2018 07:29	WG1092320
Carbon tetrachloride	U		0.000379	0.00100	1	04/02/2018 07:29	WG1092320
Carbon disulfide	U		0.000275	0.00100	1	04/02/2018 07:29	WG1092320
Chlorobenzene	U		0.000348	0.00100	1	04/02/2018 07:29	WG1092320
Chlorodibromomethane	U		0.000327	0.00100	1	04/02/2018 07:29	WG1092320
Chloroethane	U		0.000453	0.00500	1	04/02/2018 07:29	WG1092320
Chloroform	U		0.000324	0.00500	1	04/02/2018 07:29	WG1092320
Chloromethane	U		0.000276	0.00250	1	04/02/2018 07:29	WG1092320
Cyclohexane	U		0.000390	0.00100	1	04/02/2018 07:29	WG1092320

Volatile Organic Compounds (GC/MS) by Method 8260B

Analyte	Result mg/l	Qualifier	MDL mg/l	RDL mg/l	Dilution	Analysis date / time	Batch
2-Chlorotoluene	U		0.000375	0.00100	1	04/02/2018 07:29	WG1092320
4-Chlorotoluene	U		0.000351	0.00100	1	04/02/2018 07:29	WG1092320
1,2-Dibromo-3-Chloropropane	U		0.00133	0.00500	1	04/02/2018 07:29	WG1092320
1,2-Dibromoethane	U		0.000381	0.00100	1	04/02/2018 07:29	WG1092320
Dibromomethane	U		0.000346	0.00100	1	04/02/2018 07:29	WG1092320
1,2-Dichlorobenzene	U		0.000349	0.00100	1	04/02/2018 07:29	WG1092320
1,3-Dichlorobenzene	U		0.000220	0.00100	1	04/02/2018 07:29	WG1092320
1,4-Dichlorobenzene	U		0.000274	0.00100	1	04/02/2018 07:29	WG1092320
Dichlorodifluoromethane	U		0.000551	0.00500	1	04/02/2018 07:29	WG1092320
1,1-Dichloroethane	U		0.000259	0.00100	1	04/02/2018 07:29	WG1092320
1,2-Dichloroethane	U		0.000361	0.00100	1	04/02/2018 07:29	WG1092320
1,1-Dichloroethene	U		0.000398	0.00100	1	04/02/2018 07:29	WG1092320
cis-1,2-Dichloroethene	U		0.000260	0.00100	1	04/02/2018 07:29	WG1092320
trans-1,2-Dichloroethene	U		0.000396	0.00100	1	04/02/2018 07:29	WG1092320
1,2-Dichloropropane	U		0.000306	0.00100	1	04/02/2018 07:29	WG1092320
1,1-Dichloropropene	U		0.000352	0.00100	1	04/02/2018 07:29	WG1092320
1,3-Dichloropropane	U		0.000366	0.00100	1	04/02/2018 07:29	WG1092320
cis-1,3-Dichloropropene	U		0.000418	0.00100	1	04/02/2018 07:29	WG1092320
trans-1,3-Dichloropropene	U		0.000419	0.00100	1	04/02/2018 07:29	WG1092320
2,2-Dichloropropane	U		0.000321	0.00100	1	04/02/2018 07:29	WG1092320
Dicyclopentadiene	U		0.000219	0.00100	1	04/02/2018 07:29	WG1092320
Di-isopropyl ether	U		0.000320	0.00100	1	04/02/2018 07:29	WG1092320
Ethylbenzene	U		0.000384	0.00100	1	04/02/2018 07:29	WG1092320
4-Ethyltoluene	U		0.000172	0.00100	1	04/02/2018 07:29	WG1092320
Hexachloro-1,3-butadiene	U		0.000256	0.00100	1	04/02/2018 07:29	WG1092320
n-Hexane	U		0.000736	0.0100	1	04/02/2018 07:29	WG1092320
Isopropylbenzene	U		0.000326	0.00100	1	04/02/2018 07:29	WG1092320
p-Isopropyltoluene	U		0.000350	0.00100	1	04/02/2018 07:29	WG1092320
2-Butanone (MEK)	U		0.00393	0.0100	1	04/02/2018 07:29	WG1092320
Methyl Cyclohexane	U		0.000380	0.00100	1	04/02/2018 07:29	WG1092320
Methylene Chloride	U		0.00100	0.00500	1	04/02/2018 07:29	WG1092320
4-Methyl-2-pentanone (MIBK)	U		0.00214	0.0100	1	04/02/2018 07:29	WG1092320
Methyl tert-butyl ether	U		0.000367	0.00100	1	04/02/2018 07:29	WG1092320
Naphthalene	U		0.00100	0.00500	1	04/02/2018 07:29	WG1092320
Propene	U		0.000975	0.00250	1	04/02/2018 07:29	WG1092320
n-Propylbenzene	U		0.000349	0.00100	1	04/02/2018 07:29	WG1092320
Styrene	U		0.000307	0.00100	1	04/02/2018 07:29	WG1092320
1,1,1,2-Tetrachloroethane	U		0.000385	0.00100	1	04/02/2018 07:29	WG1092320
1,1,2,2-Tetrachloroethane	U		0.000130	0.00100	1	04/02/2018 07:29	WG1092320
1,1,2-Trichlorotrifluoroethane	U		0.000303	0.00100	1	04/02/2018 07:29	WG1092320
Tetrachloroethene	0.0221		0.000372	0.00100	1	04/02/2018 07:29	WG1092320
Toluene	U		0.000412	0.00100	1	04/02/2018 07:29	WG1092320
1,2,3-Trichlorobenzene	U		0.000230	0.00100	1	04/02/2018 07:29	WG1092320
1,2,4-Trichlorobenzene	U		0.000355	0.00100	1	04/02/2018 07:29	WG1092320
1,1,1-Trichloroethane	U		0.000319	0.00100	1	04/02/2018 07:29	WG1092320
1,1,2-Trichloroethane	U		0.000383	0.00100	1	04/02/2018 07:29	WG1092320
Trichloroethene	0.000771	E4	0.000398	0.00100	1	04/02/2018 07:29	WG1092320
Trichlorofluoromethane	U		0.00120	0.00500	1	04/02/2018 07:29	WG1092320
1,2,3-Trichloropropane	U		0.000807	0.00250	1	04/02/2018 07:29	WG1092320
1,2,4-Trimethylbenzene	U		0.000373	0.00100	1	04/02/2018 07:29	WG1092320
1,2,3-Trimethylbenzene	U		0.000321	0.00100	1	04/02/2018 07:29	WG1092320
1,3,5-Trimethylbenzene	U		0.000387	0.00100	1	04/02/2018 07:29	WG1092320
Vinyl chloride	U		0.000259	0.00100	1	04/02/2018 07:29	WG1092320
Xylenes, Total	U		0.00106	0.00300	1	04/02/2018 07:29	WG1092320
(S) Toluene-d8	*99.2*			*80.0-120*		*04/02/2018 07:29*	WG1092320
(S) Dibromofluoromethane	*95.3*			*76.0-123*		*04/02/2018 07:29*	WG1092320

Volatile Organic Compounds (GC/MS) by Method 8260B

Analyte	Result mg/l	Qualifier	MDL mg/l	RDL mg/l	Dilution	Analysis date / time	Batch
(S) 4-Bromofluorobenzene	*95.6*			*80.0-120*		*04/02/2018 07:29*	WG1092320

Volatile Organic Compounds (GC/MS) by Method 8260B

Analyte	Result mg/l	Qualifier	MDL mg/l	RDL mg/l	Dilution	Analysis date / time	Batch
Acetone	U		0.0100	0.0500	1	04/02/2018 01:23	WG1092320
Acrolein	U	L1	0.00887	0.0500	1	04/02/2018 01:23	WG1092320
Acrylonitrile	U		0.00187	0.0100	1	04/02/2018 01:23	WG1092320
Benzene	U		0.000331	0.00100	1	04/02/2018 01:23	WG1092320
Bromobenzene	U		0.000352	0.00100	1	04/02/2018 01:23	WG1092320
Bromodichloromethane	U		0.000380	0.00100	1	04/02/2018 01:23	WG1092320
Bromoform	U		0.000469	0.00100	1	04/02/2018 01:23	WG1092320
Bromomethane	U		0.000866	0.00500	1	04/02/2018 01:23	WG1092320
1,3-Butadiene	U		0.000330	0.00200	1	04/02/2018 01:23	WG1092320
n-Butylbenzene	U		0.000361	0.00100	1	04/02/2018 01:23	WG1092320
sec-Butylbenzene	U		0.000365	0.00100	1	04/02/2018 01:23	WG1092320
tert-Butylbenzene	U		0.000399	0.00100	1	04/02/2018 01:23	WG1092320
Carbon tetrachloride	U		0.000379	0.00100	1	04/02/2018 01:23	WG1092320
Carbon disulfide	U		0.000275	0.00100	1	04/02/2018 01:23	WG1092320
Chlorobenzene	U		0.000348	0.00100	1	04/02/2018 01:23	WG1092320
Chlorodibromomethane	U		0.000327	0.00100	1	04/02/2018 01:23	WG1092320
Chloroethane	U		0.000453	0.00500	1	04/02/2018 01:23	WG1092320
Chloroform	U		0.000324	0.00500	1	04/02/2018 01:23	WG1092320
Chloromethane	U		0.000276	0.00250	1	04/02/2018 01:23	WG1092320
Cyclohexane	U		0.000390	0.00100	1	04/02/2018 01:23	WG1092320
2-Chlorotoluene	U		0.000375	0.00100	1	04/02/2018 01:23	WG1092320
4-Chlorotoluene	U		0.000351	0.00100	1	04/02/2018 01:23	WG1092320
1,2-Dibromo-3-Chloropropane	U		0.00133	0.00500	1	04/02/2018 01:23	WG1092320
1,2-Dibromoethane	U		0.000381	0.00100	1	04/02/2018 01:23	WG1092320
Dibromomethane	U		0.000346	0.00100	1	04/02/2018 01:23	WG1092320
1,2-Dichlorobenzene	U		0.000349	0.00100	1	04/02/2018 01:23	WG1092320
1,3-Dichlorobenzene	U		0.000220	0.00100	1	04/02/2018 01:23	WG1092320
1,4-Dichlorobenzene	U		0.000274	0.00100	1	04/02/2018 01:23	WG1092320
Dichlorodifluoromethane	U		0.000551	0.00500	1	04/02/2018 01:23	WG1092320
1,1-Dichloroethane	U		0.000259	0.00100	1	04/02/2018 01:23	WG1092320
1,2-Dichloroethane	U		0.000361	0.00100	1	04/02/2018 01:23	WG1092320
1,1-Dichloroethene	U		0.000398	0.00100	1	04/02/2018 01:23	WG1092320
cis-1,2-Dichloroethene	U		0.000260	0.00100	1	04/02/2018 01:23	WG1092320
trans-1,2-Dichloroethene	U		0.000396	0.00100	1	04/02/2018 01:23	WG1092320
1,2-Dichloropropane	U		0.000306	0.00100	1	04/02/2018 01:23	WG1092320
1,1-Dichloropropene	U		0.000352	0.00100	1	04/02/2018 01:23	WG1092320
1,3-Dichloropropane	U		0.000366	0.00100	1	04/02/2018 01:23	WG1092320
cis-1,3-Dichloropropene	U		0.000418	0.00100	1	04/02/2018 01:23	WG1092320
trans-1,3-Dichloropropene	U		0.000419	0.00100	1	04/02/2018 01:23	WG1092320
2,2-Dichloropropane	U		0.000321	0.00100	1	04/02/2018 01:23	WG1092320
Dicyclopentadiene	U		0.000219	0.00100	1	04/02/2018 01:23	WG1092320
Di-isopropyl ether	U		0.000320	0.00100	1	04/02/2018 01:23	WG1092320
Ethylbenzene	U		0.000384	0.00100	1	04/02/2018 01:23	WG1092320
4-Ethyltoluene	U		0.000172	0.00100	1	04/02/2018 01:23	WG1092320
Hexachloro-1,3-butadiene	U		0.000256	0.00100	1	04/02/2018 01:23	WG1092320
n-Hexane	U		0.000736	0.0100	1	04/02/2018 01:23	WG1092320
Isopropylbenzene	U		0.000326	0.00100	1	04/02/2018 01:23	WG1092320
p-Isopropyltoluene	U		0.000350	0.00100	1	04/02/2018 01:23	WG1092320
2-Butanone (MEK)	U		0.00393	0.0100	1	04/02/2018 01:23	WG1092320
Methyl Cyclohexane	U		0.000380	0.00100	1	04/02/2018 01:23	WG1092320
Methylene Chloride	U		0.00100	0.00500	1	04/02/2018 01:23	WG1092320
4-Methyl-2-pentanone (MIBK)	U		0.00214	0.0100	1	04/02/2018 01:23	WG1092320
Methyl tert-butyl ether	U		0.000367	0.00100	1	04/02/2018 01:23	WG1092320
Naphthalene	U		0.00100	0.00500	1	04/02/2018 01:23	WG1092320
Propene	U		0.000975	0.00250	1	04/02/2018 01:23	WG1092320
n-Propylbenzene	U		0.000349	0.00100	1	04/02/2018 01:23	WG1092320

Volatile Organic Compounds (GC/MS) by Method 8260B

Analyte	Result mg/l	Qualifier	MDL mg/l	RDL mg/l	Dilution	Analysis date / time	Batch
Styrene	U		0.000307	0.00100	1	04/02/2018 01:23	WG1092320
1,1,1,2-Tetrachloroethane	U		0.000385	0.00100	1	04/02/2018 01:23	WG1092320
1,1,2,2-Tetrachloroethane	U		0.000130	0.00100	1	04/02/2018 01:23	WG1092320
1,1,2-Trichlorotrifluoroethane	U		0.000303	0.00100	1	04/02/2018 01:23	WG1092320
Tetrachloroethene	U		0.000372	0.00100	1	04/02/2018 01:23	WG1092320
Toluene	U		0.000412	0.00100	1	04/02/2018 01:23	WG1092320
1,2,3-Trichlorobenzene	U		0.000230	0.00100	1	04/02/2018 01:23	WG1092320
1,2,4-Trichlorobenzene	U		0.000355	0.00100	1	04/02/2018 01:23	WG1092320
1,1,1-Trichloroethane	U		0.000319	0.00100	1	04/02/2018 01:23	WG1092320
1,1,2-Trichloroethane	U		0.000383	0.00100	1	04/02/2018 01:23	WG1092320
Trichloroethene	U		0.000398	0.00100	1	04/02/2018 01:23	WG1092320
Trichlorofluoromethane	U		0.00120	0.00500	1	04/02/2018 01:23	WG1092320
1,2,3-Trichloropropane	U		0.000807	0.00250	1	04/02/2018 01:23	WG1092320
1,2,4-Trimethylbenzene	U		0.000373	0.00100	1	04/02/2018 01:23	WG1092320
1,2,3-Trimethylbenzene	U		0.000321	0.00100	1	04/02/2018 01:23	WG1092320
1,3,5-Trimethylbenzene	U		0.000387	0.00100	1	04/02/2018 01:23	WG1092320
Vinyl chloride	U		0.000259	0.00100	1	04/02/2018 01:23	WG1092320
Xylenes, Total	U		0.00106	0.00300	1	04/02/2018 01:23	WG1092320
(S) Toluene-d8	*97.0*			*80.0-120*		*04/02/2018 01:23*	WG1092320
(S) Dibromofluoromethane	*99.9*			*76.0-123*		*04/02/2018 01:23*	WG1092320
(S) 4-Bromofluorobenzene	*92.4*			*80.0-120*		*04/02/2018 01:23*	WG1092320

L983044-03 Original Sample (OS) • Duplicate (DUP)

(OS) L983044-03 04/05/18 16:29 • (DUP) R3299499-1 04/05/18 16:36

Analyte	Original Result mg/l	DUP Result mg/l	Dilution	DUP RPD %	DUP Qualifier	DUP RPD Limits %
Alkalinity	32.9	33.2	1	0.773		20

Sample Narrative:

OS: Endpoint pH 4.5 Headspace

DUP: Endpoint pH 4.5

L982040-09 Original Sample (OS) • Duplicate (DUP)

(OS) L982040-09 04/05/18 19:23 • (DUP) R3299499-6 04/05/18 19:30

Analyte	Original Result mg/l	DUP Result mg/l	Dilution	DUP RPD %	DUP Qualifier	DUP RPD Limits %
Alkalinity	291	292	1	0.187		20

Sample Narrative:

OS: Endpoint pH 4.5 Headspace

DUP: Endpoint pH 4.5

Laboratory Control Sample (LCS) • Laboratory Control Sample Duplicate (LCSD)

(LCS) R3299499-5 04/05/18 18:14 • (LCSD) R3299499-7 04/05/18 19:36

Analyte	Spike Amount mg/l	LCS Result mg/l	LCSD Result mg/l	LCS Rec. %	LCSD Rec. %	Rec. Limits %	LCS Qualifier	LCSD Qualifier	RPD %	RPD Limits %
Alkalinity	100	111	109	111	109	85.0-115			1.61	20

Sample Narrative:

LCS: Endpoint pH 4.5

LCSD: Endpoint pH 4.5

Method Blank (MB)

(MB) R3298247-1 04/02/18 12:09

Analyte	MB Result mg/l	MB Qualifier	MB MDL mg/l	MB RDL mg/l
Ferrous Iron	U		0.0150	0.0500

Original Sample (OS) • Duplicate (DUP)

(OS) • (DUP) R3298247-4 04/02/18 12:11

Analyte	Original Result	DUP Result mg/l	Dilution	DUP RPD %	DUP Qualifier	DUP RPD Limits %
Ferrous Iron		0.000	1	0.000		20

Laboratory Control Sample (LCS) • Laboratory Control Sample Duplicate (LCSD)

(LCS) R3298247-2 04/02/18 12:09 • (LCSD) R3298247-3 04/02/18 12:09

Analyte	Spike Amount mg/l	LCS Result mg/l	LCSD Result mg/l	LCS Rec. %	LCSD Rec. %	Rec. Limits %	LCS Qualifier	LCSD Qualifier	RPD %	RPD Limits %
Ferrous Iron	1.00	0.953	0.956	95.3	95.6	85.0-115			0.314	20

L982040-08 Original Sample (OS) • Matrix Spike (MS) • Matrix Spike Duplicate (MSD)

(OS) L982040-08 04/02/18 12:15 • (MS) R3298247-5 04/02/18 12:16 • (MSD) R3298247-6 04/02/18 12:16

Analyte	Spike Amount mg/l	Original Result mg/l	MS Result mg/l	MSD Result mg/l	MS Rec. %	MSD Rec. %	Dilution	Rec. Limits %	MS Qualifier	MSD Qualifier	RPD %	RPD Limits %
Ferrous Iron	1.50	U	1.17	1.19	78.2	79.1	1	80.0-120	M2	M2	1.10	20

Method Blank (MB)

(MB) R3298062-1 03/31/18 07:45

Analyte	MB Result mg/l	MB Qualifier	MB MDL mg/l	MB RDL mg/l
Chloride	U		0.0519	1.00
Nitrate	U		0.0227	0.100
Nitrite	U		0.0277	0.100
Sulfate	U		0.0774	5.00

L981990-02 Original Sample (OS) • Duplicate (DUP)

(OS) L981990-02 03/31/18 14:34 • (DUP) R3298062-4 03/31/18 14:50

Analyte	Original Result mg/l	DUP Result mg/l	Dilution	DUP RPD %	DUP Qualifier	DUP RPD Limits %
Chloride	31.4	31.6	1	0.405		15
Nitrate	4.64	4.81	1	3.61		15
Nitrite	ND	0.000	1	0.000		15
Sulfate	20.1	20.1	1	0.342		15

L982040-08 Original Sample (OS) • Duplicate (DUP)

(OS) L982040-08 03/31/18 21:31 • (DUP) R3298062-7 03/31/18 22:17

Analyte	Original Result mg/l	DUP Result mg/l	Dilution	DUP RPD %	DUP Qualifier	DUP RPD Limits %
Chloride	30.4	30.6	1	0.334		15
Nitrate	3.96	4.06	1	2.41		15
Nitrite	U	0.000	1	0.000		15
Sulfate	17.9	18.0	1	0.0780		15

Laboratory Control Sample (LCS) • Laboratory Control Sample Duplicate (LCSD)

(LCS) R3298062-2 03/31/18 08:01 • (LCSD) R3298062-3 03/31/18 08:16

Analyte	Spike Amount mg/l	LCS Result mg/l	LCSD Result mg/l	LCS Rec. %	LCSD Rec. %	Rec. Limits %	LCS Qualifier	LCSD Qualifier	RPD %	RPD Limits %
Chloride	40.0	39.8	39.7	99.6	99.3	80.0-120			0.300	15
Nitrate	8.00	8.31	8.26	104	103	80.0-120			0.614	15
Nitrite	8.00	8.11	8.14	101	102	80.0-120			0.363	15
Sulfate	40.0	40.5	40.5	101	101	80.0-120			0.0892	15

L981990-02 Original Sample (OS) • Matrix Spike (MS) • Matrix Spike Duplicate (MSD)

(OS) L981990-02 03/31/18 14:34 • (MS) R3298062-5 03/31/18 15:05 • (MSD) R3298062-6 03/31/18 15:21

Analyte	Spike Amount mg/l	Original Result mg/l	MS Result mg/l	MSD Result mg/l	MS Rec. %	MSD Rec. %	Dilution	Rec. Limits %	MS Qualifier	MSD Qualifier	RPD %	RPD Limits %
Chloride	50.0	31.4	81.7	81.8	101	101	1	80.0-120			0.183	15
Nitrate	5.00	4.64	9.85	10.0	104	108	1	80.0-120		E1	1.67	15
Nitrite	5.00	ND	5.11	5.15	102	103	1	80.0-120			0.857	15
Sulfate	50.0	20.1	71.4	71.4	103	103	1	80.0-120			0.0469	15

L982040-08 Original Sample (OS) • Matrix Spike (MS)

(OS) L982040-08 03/31/18 21:31 • (MS) R3298062-8 03/31/18 22:32

Analyte	Spike Amount mg/l	Original Result mg/l	MS Result mg/l	MS Rec. %	Dilution	Rec. Limits %	MS Qualifier
Chloride	50.0	30.4	81.8	103	1	80.0-120	
Nitrate	5.00	3.96	9.27	106	1	80.0-120	
Nitrite	5.00	U	5.23	105	1	80.0-120	
Sulfate	50.0	17.9	70.1	104	1	80.0-120	

Method Blank (MB)

(MB) R3298454-1 04/02/18 15:56

Analyte	MB Result mg/l	MB Qualifier	MB MDL mg/l	MB RDL mg/l
TOC (Total Organic Carbon)	0.220	E4	0.102	1.00

L981910-03 Original Sample (OS) • Duplicate (DUP)

(OS) L981910-03 04/02/18 17:58 • (DUP) R3298454-3 04/02/18 18:10

Analyte	Original Result mg/l	DUP Result mg/l	Dilution	DUP RPD %	DUP Qualifier	DUP RPD Limits %
TOC (Total Organic Carbon)	1.06	0.987	1	7.07		20

L981943-01 Original Sample (OS) • Duplicate (DUP)

(OS) L981943-01 04/02/18 20:49 • (DUP) R3298454-5 04/02/18 21:08

Analyte	Original Result mg/l	DUP Result mg/l	Dilution	DUP RPD %	DUP Qualifier	DUP RPD Limits %
TOC (Total Organic Carbon)	34.6	34.2	1	1.16		20

Sample Narrative:

OS: biphasic sample, aqueous layer analyzed

Laboratory Control Sample (LCS) • Laboratory Control Sample Duplicate (LCSD)

(LCS) R3298454-2 04/02/18 16:34 • (LCSD) R3298454-4 04/02/18 18:53

Analyte	Spike Amount mg/l	LCS Result mg/l	LCSD Result mg/l	LCS Rec. %	LCSD Rec. %	Rec. Limits %	LCS Qualifier	LCSD Qualifier	RPD %	RPD Limits %
TOC (Total Organic Carbon)	75.0	77.1	75.4	103	101	85.0-115			2.15	20

L982040-09 Original Sample (OS) • Matrix Spike (MS) • Matrix Spike Duplicate (MSD)

(OS) L982040-09 04/02/18 23:34 • (MS) R3298454-6 04/02/18 23:56 • (MSD) R3298454-7 04/03/18 00:12

Analyte	Spike Amount mg/l	Original Result mg/l	MS Result mg/l	MSD Result mg/l	MS Rec. %	MSD Rec. %	Dilution	Rec. Limits %	MS Qualifier	MSD Qualifier	RPD %	RPD Limits %
TOC (Total Organic Carbon)	50.0	1.08	51.3	51.4	100	101	1	80.0-120			0.234	20

Method Blank (MB)

(MB) R3298619-1 04/03/18 07:48

Analyte	MB Result mg/l	MB Qualifier	MB MDL mg/l	MB RDL mg/l
TOC (Total Organic Carbon)	U		0.102	1.00

L982040-10 Original Sample (OS) • Duplicate (DUP)

(OS) L982040-10 04/03/18 09:33 • (DUP) R3298619-3 04/03/18 09:45

Analyte	Original Result mg/l	DUP Result mg/l	Dilution	DUP RPD %	DUP Qualifier	DUP RPD Limits %
TOC (Total Organic Carbon)	1.91	1.81	1	5.42		20

Laboratory Control Sample (LCS) • Laboratory Control Sample Duplicate (LCSD)

(LCS) R3298619-2 04/03/18 08:27 • (LCSD) R3298619-6 04/03/18 12:21

Analyte	Spike Amount mg/l	LCS Result mg/l	LCSD Result mg/l	LCS Rec. %	LCSD Rec. %	Rec. Limits %	LCS Qualifier	LCSD Qualifier	RPD %	RPD Limits %
TOC (Total Organic Carbon)	75.0	79.1	79.7	105	106	85.0-115			0.756	20

L982040-10 Original Sample (OS) • Matrix Spike (MS) • Matrix Spike Duplicate (MSD)

(OS) L982040-10 04/03/18 09:33 • (MS) R3298619-4 04/03/18 10:19 • (MSD) R3298619-5 04/03/18 10:35

Analyte	Spike Amount mg/l	Original Result mg/l	MS Result mg/l	MSD Result mg/l	MS Rec. %	MSD Rec. %	Dilution	Rec. Limits %	MS Qualifier	MSD Qualifier	RPD %	RPD Limits %
TOC (Total Organic Carbon)	50.0	1.91	50.3	50.7	96.7	97.5	1	80.0-120			0.813	20

Method Blank (MB)

(MB) R3298934-1 04/04/18 10:18

Analyte	MB Result mg/l	MB Qualifier	MB MDL mg/l	MB RDL mg/l
Methane	U		0.00291	0.0100
Ethane	U		0.00407	0.0130
Ethene	U		0.00426	0.0130

L982040-10 Original Sample (OS) • Duplicate (DUP)

(OS) L982040-10 04/04/18 10:38 • (DUP) R3298934-2 04/04/18 11:14

Analyte	Original Result mg/l	DUP Result mg/l	Dilution	DUP RPD %	DUP Qualifier	DUP RPD Limits %
Methane	U	0.000	1	0.000		20
Ethane	U	0.000	1	0.000		20
Ethene	U	0.000	1	0.000		20

L982471-10 Original Sample (OS) • Duplicate (DUP)

(OS) L982471-10 04/04/18 11:55 • (DUP) R3298934-3 04/04/18 13:00

Analyte	Original Result mg/l	DUP Result mg/l	Dilution	DUP RPD %	DUP Qualifier	DUP RPD Limits %
Methane	6.76	6.78	1	0.274		20
Ethane	ND	0.000	1	0.000		20
Ethene	ND	0.000	1	0.000		20

Laboratory Control Sample (LCS) • Laboratory Control Sample Duplicate (LCSD)

(LCS) R3298934-4 04/04/18 13:08 • (LCSD) R3298934-5 04/04/18 13:17

Analyte	Spike Amount mg/l	LCS Result mg/l	LCSD Result mg/l	LCS Rec. %	LCSD Rec. %	Rec. Limits %	LCS Qualifier	LCSD Qualifier	RPD %	RPD Limits %
Methane	0.0678	0.0730	0.0724	108	107	85.0-115			0.773	20
Ethane	0.129	0.121	0.116	94.1	89.8	85.0-115			4.66	20
Ethene	0.127	0.125	0.119	98.2	93.8	85.0-115			4.60	20

Method Blank (MB)

(MB) R3299479-3 04/02/18 00:19

Analyte	MB Result mg/l	MB Qualifier	MB MDL mg/l	MB RDL mg/l
Acetone	U		0.0100	0.0500
Acrolein	U		0.00887	0.0500
Acrylonitrile	U		0.00187	0.0100
Benzene	U		0.000331	0.00100
Bromobenzene	U		0.000352	0.00100
Bromodichloromethane	U		0.000380	0.00100
Bromoform	U		0.000469	0.00100
Bromomethane	U		0.000866	0.00500
1,3-Butadiene	U		0.000330	0.00200
n-Butylbenzene	U		0.000361	0.00100
sec-Butylbenzene	U		0.000365	0.00100
tert-Butylbenzene	U		0.000399	0.00100
Carbon disulfide	U		0.000275	0.00100
Carbon tetrachloride	U		0.000379	0.00100
Chlorobenzene	U		0.000348	0.00100
Chlorodibromomethane	U		0.000327	0.00100
Chloroethane	U		0.000453	0.00500
Chloroform	U		0.000324	0.00500
Chloromethane	U		0.000276	0.00250
Cyclohexane	U		0.000390	0.00100
2-Chlorotoluene	U		0.000375	0.00100
4-Chlorotoluene	U		0.000351	0.00100
1,2-Dibromo-3-Chloropropane	U		0.00133	0.00500
1,2-Dibromoethane	U		0.000381	0.00100
Dibromomethane	U		0.000346	0.00100
1,2-Dichlorobenzene	U		0.000349	0.00100
1,3-Dichlorobenzene	U		0.000220	0.00100
1,4-Dichlorobenzene	U		0.000274	0.00100
Dichlorodifluoromethane	U		0.000551	0.00500
1,1-Dichloroethane	U		0.000259	0.00100
1,2-Dichloroethane	U		0.000361	0.00100
1,1-Dichloroethene	U		0.000398	0.00100
cis-1,2-Dichloroethene	U		0.000260	0.00100
trans-1,2-Dichloroethene	U		0.000396	0.00100
1,2-Dichloropropane	U		0.000306	0.00100
1,1-Dichloropropene	U		0.000352	0.00100
1,3-Dichloropropane	U		0.000366	0.00100
cis-1,3-Dichloropropene	U		0.000418	0.00100
trans-1,3-Dichloropropene	U		0.000419	0.00100
2,2-Dichloropropane	U		0.000321	0.00100

Method Blank (MB)

(MB) R3299479-3 04/02/18 00:19

Analyte	MB Result mg/l	MB Qualifier	MB MDL mg/l	MB RDL mg/l
Dicyclopentadiene	U		0.000219	0.00100
Di-isopropyl ether	U		0.000320	0.00100
Ethylbenzene	U		0.000384	0.00100
4-Ethyltoluene	U		0.000172	0.00100
Hexachloro-1,3-butadiene	U		0.000256	0.00100
n-Hexane	U		0.000736	0.0100
Isopropylbenzene	U		0.000326	0.00100
p-Isopropyltoluene	U		0.000350	0.00100
2-Butanone (MEK)	U		0.00393	0.0100
Methyl Cyclohexane	U		0.000380	0.00100
Methylene Chloride	U		0.00100	0.00500
4-Methyl-2-pentanone (MIBK)	U		0.00214	0.0100
Methyl tert-butyl ether	U		0.000367	0.00100
Naphthalene	U		0.00100	0.00500
Propene	U		0.000975	0.00250
n-Propylbenzene	U		0.000349	0.00100
Styrene	U		0.000307	0.00100
1,1,1,2-Tetrachloroethane	U		0.000385	0.00100
1,1,2,2-Tetrachloroethane	U		0.000130	0.00100
Tetrachloroethene	U		0.000372	0.00100
Toluene	U		0.000412	0.00100
1,1,2-Trichlorotrifluoroethane	U		0.000303	0.00100
1,2,3-Trichlorobenzene	U		0.000230	0.00100
1,2,4-Trichlorobenzene	U		0.000355	0.00100
1,1,1-Trichloroethane	U		0.000319	0.00100
1,1,2-Trichloroethane	U		0.000383	0.00100
Trichloroethene	U		0.000398	0.00100
Trichlorofluoromethane	U		0.00120	0.00500
1,2,3-Trichloropropane	U		0.000807	0.00250
1,2,3-Trimethylbenzene	U		0.000321	0.00100
1,2,4-Trimethylbenzene	U		0.000373	0.00100
1,3,5-Trimethylbenzene	U		0.000387	0.00100
Vinyl chloride	U		0.000259	0.00100
Xylenes, Total	U		0.00106	0.00300
(S) Toluene-d8	*98.5*			*80.0-120*
(S) Dibromofluoromethane	*104*			*76.0-123*
(S) 4-Bromofluorobenzene	*96.4*			*80.0-120*

Laboratory Control Sample (LCS) • Laboratory Control Sample Duplicate (LCSD)

(LCS) R3299479-1 04/01/18 23:13 • (LCSD) R3299479-2 04/01/18 23:33

Analyte	Spike Amount mg/l	LCS Result mg/l	LCSD Result mg/l	LCS Rec. %	LCSD Rec. %	Rec. Limits %	LCS Qualifier	LCSD Qualifier	RPD %	RPD Limits %
Acetone	0.125	0.138	0.136	110	109	10.0-160			1.22	23
Acrolein	0.125	0.256	0.289	205	231	10.0-160	L1	L1	12.1	20
Acrylonitrile	0.125	0.130	0.124	104	99.2	60.0-142			4.37	20
Benzene	0.0250	0.0251	0.0247	100	98.7	69.0-123			1.74	20
Bromobenzene	0.0250	0.0219	0.0218	87.6	87.2	79.0-120			0.432	20
Bromodichloromethane	0.0250	0.0253	0.0245	101	98.0	76.0-120			3.20	20
Bromoform	0.0250	0.0271	0.0242	108	96.8	67.0-132			11.2	20
Bromomethane	0.0250	0.0192	0.0206	77.0	82.3	18.0-160			6.64	20
1,3-Butadiene	0.0250	0.0227	0.0247	90.9	98.6	40.0-141			8.10	20
n-Butylbenzene	0.0250	0.0250	0.0239	100	95.8	72.0-126			4.30	20
sec-Butylbenzene	0.0250	0.0251	0.0243	100	97.0	74.0-121			3.43	20
tert-Butylbenzene	0.0250	0.0248	0.0234	99.2	93.7	75.0-122			5.69	20
Carbon disulfide	0.0250	0.0264	0.0269	106	108	55.0-127			1.90	20
Carbon tetrachloride	0.0250	0.0239	0.0246	95.7	98.4	63.0-122			2.77	20
Chlorobenzene	0.0250	0.0256	0.0248	102	99.0	79.0-121			3.37	20
Chlorodibromomethane	0.0250	0.0269	0.0261	108	104	75.0-125			3.05	20
Chloroethane	0.0250	0.0200	0.0231	80.1	92.5	47.0-152			14.3	20
Chloroform	0.0250	0.0255	0.0257	102	103	72.0-121			0.829	20
Chloromethane	0.0250	0.0249	0.0270	99.7	108	48.0-139			7.95	20
Cyclohexane	0.0250	0.0286	0.0292	114	117	70.0-130			2.03	20
2-Chlorotoluene	0.0250	0.0244	0.0241	97.5	96.5	74.0-122			1.08	20
4-Chlorotoluene	0.0250	0.0239	0.0227	95.6	90.9	79.0-120			5.02	20
1,2-Dibromo-3-Chloropropane	0.0250	0.0224	0.0200	89.4	80.0	64.0-127			11.2	20
1,2-Dibromoethane	0.0250	0.0248	0.0230	99.1	91.9	77.0-123			7.55	20
Dibromomethane	0.0250	0.0261	0.0253	104	101	78.0-120			3.30	20
1,2-Dichlorobenzene	0.0250	0.0247	0.0232	98.7	92.7	80.0-120			6.20	20
1,3-Dichlorobenzene	0.0250	0.0235	0.0228	93.9	91.3	72.0-123			2.83	20
1,4-Dichlorobenzene	0.0250	0.0255	0.0248	102	99.3	77.0-120			2.73	20
Dichlorodifluoromethane	0.0250	0.0156	0.0174	62.5	69.5	49.0-155			10.6	20
1,1-Dichloroethane	0.0250	0.0252	0.0265	101	106	70.0-126			5.25	20
1,2-Dichloroethane	0.0250	0.0257	0.0254	103	101	67.0-126			1.12	20
1,1-Dichloroethene	0.0250	0.0251	0.0251	100	100	64.0-129			0.137	20
cis-1,2-Dichloroethene	0.0250	0.0245	0.0239	98.2	95.4	73.0-120			2.86	20
trans-1,2-Dichloroethene	0.0250	0.0246	0.0244	98.3	97.4	71.0-121			0.861	20
1,2-Dichloropropane	0.0250	0.0274	0.0260	110	104	75.0-125			5.45	20
1,1-Dichloropropene	0.0250	0.0253	0.0264	101	106	71.0-129			4.11	20
1,3-Dichloropropane	0.0250	0.0256	0.0243	102	97.3	80.0-121			5.00	20
cis-1,3-Dichloropropene	0.0250	0.0254	0.0243	102	97.1	79.0-123			4.56	20
trans-1,3-Dichloropropene	0.0250	0.0267	0.0236	107	94.4	74.0-127			12.5	20
2,2-Dichloropropane	0.0250	0.0259	0.0262	104	105	60.0-125			1.14	20

Laboratory Control Sample (LCS) • Laboratory Control Sample Duplicate (LCSD)

(LCS) R3299479-1 04/01/18 23:13 • (LCSD) R3299479-2 04/01/18 23:33

Analyte	Spike Amount mg/l	LCS Result mg/l	LCSD Result mg/l	LCS Rec. %	LCSD Rec. %	Rec. Limits %	LCS Qualifier	LCSD Qualifier	RPD %	RPD Limits %
Dicyclopentadiene	0.0250	0.0224	0.0221	89.7	88.4	72.0-121			1.40	20
Di-isopropyl ether	0.0250	0.0290	0.0283	116	113	59.0-133			2.46	20
Ethylbenzene	0.0250	0.0276	0.0263	111	105	77.0-120			4.75	20
4-Ethyltoluene	0.0250	0.0230	0.0221	91.9	88.5	74.0-120			3.73	20
Hexachloro-1,3-butadiene	0.0250	0.0241	0.0249	96.3	99.8	64.0-131			3.54	20
n-Hexane	0.0250	0.0278	0.0281	111	112	56.0-124			0.916	20
Isopropylbenzene	0.0250	0.0267	0.0257	107	103	75.0-120			3.93	20
p-Isopropyltoluene	0.0250	0.0243	0.0235	97.2	94.2	74.0-126			3.15	20
2-Butanone (MEK)	0.125	0.134	0.125	107	100	37.0-158			6.68	20
Methyl Cyclohexane	0.0250	0.0266	0.0274	107	110	70.0-130			2.91	20
Methylene Chloride	0.0250	0.0230	0.0234	92.1	93.5	66.0-121			1.47	20
4-Methyl-2-pentanone (MIBK)	0.125	0.157	0.142	125	113	59.0-143			9.91	20
Methyl tert-butyl ether	0.0250	0.0241	0.0236	96.3	94.4	64.0-123			2.05	20
Naphthalene	0.0250	0.0245	0.0224	97.9	89.6	62.0-128			8.88	20
Propene	0.0250	0.0143	0.0144	57.2	57.7	10.0-160			0.881	21
n-Propylbenzene	0.0250	0.0248	0.0243	99.1	97.1	79.0-120			2.04	20
Styrene	0.0250	0.0292	0.0269	117	108	78.0-124			8.36	20
1,1,1,2-Tetrachloroethane	0.0250	0.0249	0.0235	99.8	94.0	75.0-122			5.91	20
1,1,2,2-Tetrachloroethane	0.0250	0.0224	0.0208	89.4	83.2	71.0-122			7.21	20
Tetrachloroethene	0.0250	0.0251	0.0238	100	95.1	70.0-127			5.46	20
Toluene	0.0250	0.0248	0.0240	99.2	96.1	77.0-120			3.20	20
1,1,2-Trichlorotrifluoroethane	0.0250	0.0263	0.0275	105	110	61.0-136			4.38	20
1,2,3-Trichlorobenzene	0.0250	0.0266	0.0245	107	98.0	61.0-133			8.40	20
1,2,4-Trichlorobenzene	0.0250	0.0279	0.0248	111	99.2	69.0-129			11.6	20
1,1,1-Trichloroethane	0.0250	0.0250	0.0246	100	98.5	68.0-122			1.67	20
1,1,2-Trichloroethane	0.0250	0.0256	0.0242	103	96.9	78.0-120			5.69	20
Trichloroethene	0.0250	0.0244	0.0238	97.4	95.1	78.0-120			2.42	20
Trichlorofluoromethane	0.0250	0.0269	0.0301	107	120	56.0-137			11.2	20
1,2,3-Trichloropropane	0.0250	0.0219	0.0200	87.5	80.0	72.0-124			9.05	20
1,2,3-Trimethylbenzene	0.0250	0.0246	0.0236	98.4	94.5	75.0-120			3.96	20
1,2,4-Trimethylbenzene	0.0250	0.0241	0.0229	96.2	91.5	75.0-120			5.05	20
1,3,5-Trimethylbenzene	0.0250	0.0252	0.0241	101	96.5	75.0-120			4.44	20
Vinyl chloride	0.0250	0.0242	0.0268	96.8	107	64.0-133			10.0	20
Xylenes, Total	0.0750	0.0797	0.0757	106	101	77.0-120			5.15	20
(S) Toluene-d8				*102*	*101*	*80.0-120*				
(S) Dibromofluoromethane				*98.7*	*103*	*76.0-123*				
(S) 4-Bromofluorobenzene				*94.5*	*92.9*	*80.0-120*				

Instrument: VOCMS16 • File ID: 0401_36

04/01/18 23:13

Sample ID	File ID	8260-PENTAFLUOROBENZENE Response	8260-1,4-DIFLUOROBENZENE Response	8260-2-BROMO-1-CHLOROPROPANE Response	8260-1,4-DICHLOROBENZENE-D4 Response
Standard	0401_36	689664	1111726	205505	384088
Upper Limit		1476218	2324974	438166	813186
Lower Limit		369055	581244	109542	203297
LCS R3299479-1 WG1092320 1x	0401_36u	689664	1111726	205505	384088
LCSD R3299479-2 WG1092320 1x	0401_37	689442	1115286	207325	395363
BLANK R3299479-3 WG1092320 1x	0401_39	730496	1161012	215708	381173
L982040-11 WG1092320 1x	0401_41	723715	1139308	214861	383700
L982040-01 WG1092320 1x	0401_50	818070	1271269	237381	413283
L982040-02 WG1092320 1x	0401_51	776649	1229401	227576	400807
L982040-03 WG1092320 1x	0401_52	767894	1188149	225361	390578
L982040-04 WG1092320 1x	0401_53	737736	1183470	214052	392233
L982040-05 WG1092320 1x	0401_54	748799	1163042	215486	377311
L982040-06 WG1092320 1x	0401_55	720855	1141100	215583	367520
L982040-07 WG1092320 1x	0401_56	728104	1134943	211999	361469
L982040-08 WG1092320 1x	0401_57	709893	1120864	209317	361117
L982040-09 WG1092320 1x	0401_58	714443	1107706	200722	371654
L982040-10 WG1092320 1x	0401_59	715095	1097347	204696	357557

1 Cp
2 Tc
3 Ss
4 Cn
5 Sr
6 Qc
7 Is
8 Gl
9 Al
10 Sc

Guide to Reading and Understanding Your Laboratory Report

The information below is designed to better explain the various terms used in your report of analytical results from the Laboratory. This is not intended as a comprehensive explanation, and if you have additional questions please contact your project representative.

Abbreviations and Definitions

MDL	Method Detection Limit.
ND	Not detected at the Reporting Limit (or MDL where applicable).
RDL	Reported Detection Limit.
Rec.	Recovery.
RPD	Relative Percent Difference.
SDG	Sample Delivery Group.
(S)	Surrogate (Surrogate Standard) - Analytes added to every blank, sample, Laboratory Control Sample/Duplicate and Matrix Spike/Duplicate; used to evaluate analytical efficiency by measuring recovery. Surrogates are not expected to be detected in all environmental media.
U	Not detected at the Reporting Limit (or MDL where applicable).
Analyte	The name of the particular compound or analysis performed. Some Analyses and Methods will have multiple analytes reported.
Dilution	If the sample matrix contains an interfering material, or if concentrations of analytes in the sample are higher than the highest limit of concentration that the laboratory can accurately report, the sample may be diluted for analysis. If a value different than 1 is used in this field, the result reported has already been corrected for this factor.
Limits	These are the target % recovery ranges or % difference value that the laboratory has historically determined as normal for the method and analyte being reported. Successful QC Sample analysis will target all analytes recovered or duplicated within these ranges.
Original Sample	The non-spiked sample in the prep batch used to determine the Relative Percent Difference (RPD) from a quality control sample. The Original Sample may not be included within the reported SDG.
Qualifier	This column provides a letter and/or number designation that corresponds to additional information concerning the result reported. If a Qualifier is present, a definition per Qualifier is provided within the Glossary and Definitions page and potentially a discussion of possible implications of the Qualifier in the Case Narrative if applicable.
Result	The actual analytical final result (corrected for any sample specific characteristics) reported for your sample. If there was no measurable result returned for a specific analyte, the result in this column may state “ND” (Not Detected) or “BDL” (Below Detectable Levels). The information in the results column should always be accompanied by either an MDL (Method Detection Limit) or RDL (Reporting Detection Limit) that defines the lowest value that the laboratory could detect or report for this analyte.
Case Narrative (Cn)	A brief discussion about the included sample results, including a discussion of any non-conformances to protocol observed either at sample receipt by the laboratory from the field or during the analytical process. If present, there will be a section in the Case Narrative to discuss the meaning of any data qualifiers used in the report.
Quality Control Summary (Qc)	This section of the report includes the results of the laboratory quality control analyses required by procedure or analytical methods to assist in evaluating the validity of the results reported for your samples. These analyses are not being performed on your samples typically, but on laboratory generated material.
Sample Chain of Custody (Sc)	This is the document created in the field when your samples were initially collected. This is used to verify the time and date of collection, the person collecting the samples, and the analyses that the laboratory is requested to perform. This chain of custody also documents all persons (excluding commercial shippers) that have had control or possession of the samples from the time of collection until delivery to the laboratory for analysis.
Sample Results (Sr)	This section of your report will provide the results of all testing performed on your samples. These results are provided by sample ID and are separated by the analyses performed on each sample. The header line of each analysis section for each sample will provide the name and method number for the analysis reported.
Sample Summary (Ss)	This section of the Analytical Report defines the specific analyses performed for each sample ID, including the dates and times of preparation and/or analysis.

Qualifier	Description
B1	Target analyte detected in method blank at or above the method reporting limit.
E1	Concentration estimated. Analyte exceeded calibration range. Reanalysis not possible due to insufficient sample.
E4	Concentration estimated. Analyte was detected below laboratory minimum reporting level (MRL) but above MDL.
L1	The associated blank spike recovery was above laboratory acceptance limits.
M2	Matrix spike recovery was low, the method control sample recovery was acceptable.

ACCREDITATIONS & LOCATIONS

ESC Lab Sciences is the only environmental laboratory accredited/certified to support your work nationwide from one location. One phone call, one point of contact, one laboratory. No other lab is as accessible or prepared to handle your needs throughout the country. Our capacity and capability from our single location laboratory is comparable to the collective totals of the network laboratories in our industry. The most significant benefit to our one location design is the design of our laboratory campus. The model is conducive to accelerated productivity, decreasing turn-around time, and preventing cross contamination, thus protecting sample integrity. Our focus on premium quality and prompt service allows us to be YOUR LAB OF CHOICE.
* Not all certifications held by the laboratory are applicable to the results reported in the attached report.
* Accreditation is only applicable to the test methods specified on each scope of accreditation held by ESC Lab Sciences.

State Accreditations

Alabama	40660	Nebraska	NE-OS-15-05
Alaska	17-026	Nevada	TN-03-2002-34
Arizona	AZ0612	New Hampshire	2975
Arkansas	88-0469	New Jersey–NELAP	TN002
California	2932	New Mexico [1]	n/a
Colorado	TN00003	New York	11742
Connecticut	PH-0197	North Carolina	Env375
Florida	E87487	North Carolina [1]	DW21704
Georgia	NELAP	North Carolina [3]	41
Georgia [1]	923	North Dakota	R-140
Idaho	TN00003	Ohio–VAP	CL0069
Illinois	200008	Oklahoma	9915
Indiana	C-TN-01	Oregon	TN200002
Iowa	364	Pennsylvania	68-02979
Kansas	E-10277	Rhode Island	LAO00356
Kentucky [1 6]	90010	South Carolina	84004
Kentucky [2]	16	South Dakota	n/a
Louisiana	AI30792	Tennessee [1 4]	2006
Louisiana [1]	LA180010	Texas	T 104704245-17-14
Maine	TN0002	Texas [5]	LAB0152
Maryland	324	Utah	TN00003
Massachusetts	M-TN003	Vermont	VT2006
Michigan	9958	Virginia	460132
Minnesota	047-999-395	Washington	C847
Mississippi	TN00003	West Virginia	233
Missouri	340	Wisconsin	9980939910
Montana	CERT0086	Wyoming	A2LA

Third Party Federal Accreditations

A2LA – ISO 17025	1461.01	AIHA-LAP,LLC EMLAP	100789
A2LA – ISO 17025 [5]	1461.02	DOD	1461.01
Canada	1461.01	USDA	P330-15-00234
EPA–Crypto	TN00003		

[1] Drinking Water [2] Underground Storage Tanks [3] Aquatic Toxicity [4] Chemical/Microbiological [5] Mold [6] Wastewater n/a Accreditation not applicable

Our Locations

ESC Lab Sciences has sixty-four client support centers that provide sample pickup and/or the delivery of sampling supplies. If you would like assistance from one of our support offices, please contact our main office. ESC Lab Sciences performs all testing at our central laboratory.

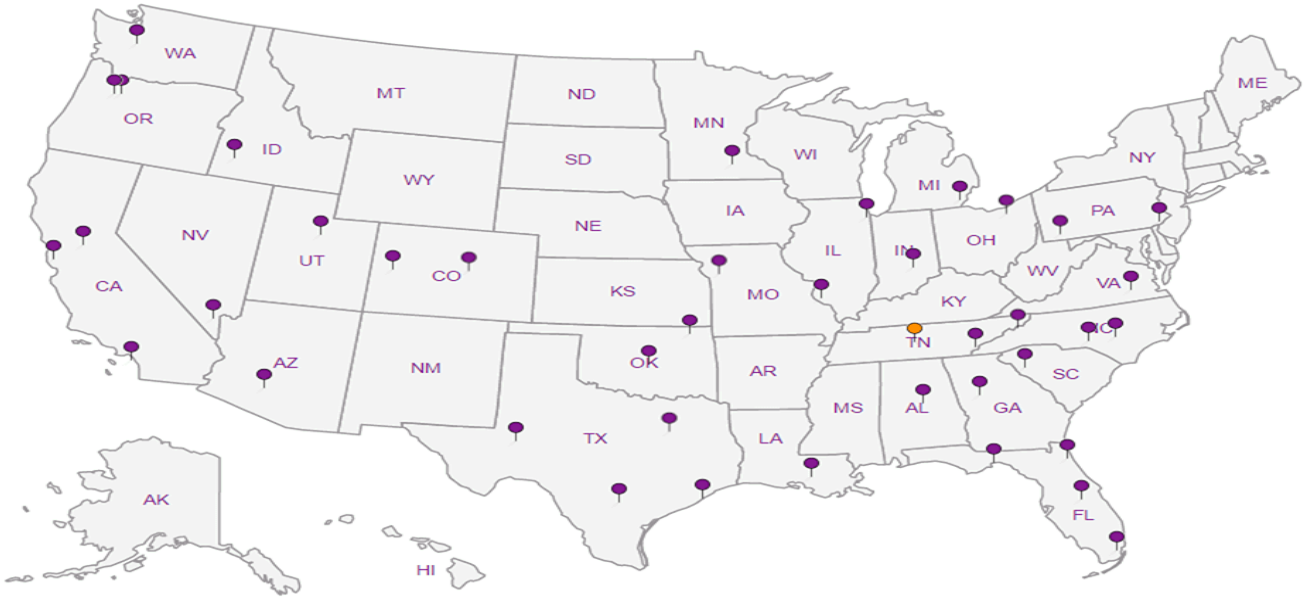

Chain of Custody Page 1 of 2

ESC LAB SCIENCES
YOUR LAB OF CHOICE
12065 Lebanon Rd
Mount Juliet, TN 37122
Phone: 615-758-5858
Phone: 800-767-5859
Fax: 615-758-5859

L# 98204

H153

Acctnum: PINYONMAZ
Template:
Prelogin:
TSR:
PB:
Shipped Via:

Pinyon Environmental
1408 W. Mendoza Avenue
Mesa, AZ 85202

Billing Information:

Pres Chk

Report to: **Steve Sutherland**

Email To: **sutherland@pinyon-env.com**

Project Description: **260 & Johnson Lane WQARF Site**

City/State Collected: **Pinetop-Lakeside, AZ**

Phone: **303.785.7697**
Fax:

Client Project # **717100601**

Lab Project #

Collected by (print): Steven Sutherland

Site/Facility ID #

P.O. #

Collected by (signature):

Immediately Packed on Ice N ___ Y X

Rush? (Lab MUST Be Notified)
___ Same Day ___ Five Day
___ Next Day ___ 5 Day (Rad Only)
___ Two Day ___ 10 Day (Rad Only)
___ Three Day

Quote #

Date Results Needed: Normal

Analysis / Container / Preservative

Sample ID	Comp/Grab	Matrix *	Depth	Date	Time	No. of Cntrs	RSK 175*/ 40mL amber/ HCl	Sulfate, **Nitrate, Nitrite, Chloride	Alkalinity/ 250ML HDPE/ No PRes	TOC/ 250mL amber/ HCl	VOCS 8260B/ 40mL amber/ HCl	Ferrous Iron					Remarks	Sample # (lab only)
Rainbow Cabins	G	GW	NA	3/29/18	1150	2					X							01
Gardens					1605	2					X							02
MW-1					1700	8	X	X	X	X	X	X						03
MW-3					1858	2					X							04

* Matrix:
SS - Soil AIR - Air F - Filter
GW - Groundwater B - Bioassay
WW - WasteWater
DW - Drinking Water
OT - Other_____

Remarks:
*RSK 175= Ethene, Ethane, Methane
**NITRATE HAS 48HR HOLD TIME + Ferrous Iron

pH _____ Temp _____
Flow _____ Other _____

Samples returned via: __UPS X FedEx __Courier __ _____

Tracking # 5260 PHX 2028 3944

Sample Receipt Checklist
COC Seal Present/Intact: __NP X Y __N
COC Signed/Accurate: X Y __N
Bottles arrive intact: X Y __N
Correct bottles used: X Y __N
Sufficient volume sent: X Y __N
If Applicable
VOA Zero Headspace: X Y __N
Preservation Correct/Checked: X Y __N

Relinquished by : (Signature)	Date:	Time:	Received by: (Signature)	Trip Blank Received: Yes / No HCL / MeoH TBR
	3/30/18	1815		1
Relinquished by : (Signature)	Date:	Time:	Received by: (Signature)	Temp: 2.5 °C Bottles Received: 56
	3/30/18	1830	SWA	
Relinquished by : (Signature)	Date:	Time:	Received for lab by: (Signature)	Date: Time:
			Kathleen Cleon	3-31-18 0845

If preservation required by Login: Date/Time

Hold:

Condition: NCF / OK

ESCKFE

Chain of Custody Page 2 of 2

ESC LAB SCIENCES

YOUR LAB OF CHOICE

12065 Lebanon Rd
Mount Juliet, TN 37122
Phone: 615-758-5858
Phone: 800-767-5859
Fax: 615-758-5859

L# 982040

Table #

Acctnum: PINYONMAZ

Template:

Prelogin:

TSR:

PB:

Shipped Via:

Pinyon Environmental
1408 W. Mendoza Avenue
Mesa, AZ 85202

Billing Information:

Pres Chk

Report to: **Steve Sutherland**

Email To: **sutherland@pinyon-env.com**

Project Description: **260 & Johnson Lane WQARF Site**

City/State Collected: **Pinetop-Lakeside, AZ**

Phone: **303.785.7697**
Fax:

Client Project # **717100601**

Lab Project #

Collected by (print): Steve Sutherland

Site/Facility ID #

P.O. #

Collected by (signature):

Immediately Packed on Ice N ___ Y ✓

Rush? (Lab MUST Be Notified)
___ Same Day ___ Five Day
___ Next Day ___ 5 Day (Rad Only)
___ Two Day ___ 10 Day (Rad Only)
___ Three Day

Quote #

Date Results Needed: Normal

Analysis / Container / Preservative

Sample ID	Comp/Grab	Matrix *	Depth	Date	Time	No. of Cntrs	RSK 175*/ 40mL amber/ HCl	Sulfate, **Nitrate, Nitrite, Chloride	Alkalinity/ 250ML HDPE/ No PRes	TOC/ 250mL amber/ HCl	VOCS 8260B/ 40mL amber/ HCl	Ferrous Iron	Remarks	Sample # (lab only)
LAB well	G	GW	NA	3/30/18	1045	2					X			
MW-2					1105	8	X	X	X	X	X	X		
Kengla-2					1200	8	X	X	X	X	X	X		
Kengla-3R					1235	8	X	X	X	X	X	X		
Kengla-1R					1320	8	X	X	X	X	X	X		
Kengla-1					1430	8	X	X	X	X	X	X		
Trip Blank						1					X			

* Matrix:
SS - Soil AIR - Air F - Filter
GW - Groundwater B - Bioassay
WW - WasteWater
DW - Drinking Water
OT - Other_____

Remarks:
*RSK 175= Ethene, Ethane, Methane
**NITRATE HAS 48HR HOLD TIME + Ferrous IRON

pH _____ Temp _____
Flow _____ Other _____

Samples returned via: southwest
__ UPS __ FedEx __ Courier ___

Tracking # 526 PHX 2028 3944

Sample Receipt Checklist
COC Seal Present/Intact: __NP __Y __N
COC Signed/Accurate: __Y __N
Bottles arrive intact: __Y __N
Correct bottles used: __Y __N
Sufficient volume sent: __Y __N
If Applicable
VOA Zero Headspace: __Y __N
Preservation Correct/Checked: __Y __N

Relinquished by : (Signature)	Date:	Time:	Received by: (Signature)	Trip Blank Received: Yes / No HCl / MeoH TBR
	3/30/18	1815		1
Relinquished by : (Signature)	**Date:**	**Time:**	**Received by: (Signature)**	**Temp:** 2.5 °C **Bottles Received:** 56
	3/30/18	1830	SWA	
Relinquished by : (Signature)	**Date:**	**Time:**	**Received for lab by: (Signature)**	**Date:** 3-31-18 **Time:** 0845
			Kathryn Cason	

If preservation required by Login: Date/Time

Hold:

Condition: NCF / OK

ESCAZ

Appendix I – Laboratory Analytical Reports – MIP and Soil Gas

Final Data Package for Membrane Interface Probe – Hydraulic Profiling Tool Services

Site Location: 1660 West White Mountain Blvd, Pinetop-Lakeside, Arizona

Project Number: 304171002

Report Date: February 3, 2017

Prepared for:
Tetra Tech, Inc.
Christopher Jacquemin
3822 East University Drive, Suite 3
Phoenix, Arizona 85034
Tel. / 602.682.3300
E-Mail / chris.jacquemin@tetratech.com

Prepared by:
Cascade Technical Services
Daniel Caputo
13050 W 43rd Drive, Suite 100
Golden, Colorado 80403
Tel. / 303.423.2547
E-Mail /DCaputo@cascade-env.com

Table of Contents

Project Narrative 2
Membrane Interface Probe Data Summary Table 3
Hydraulic Profiling Tool Data Summary Table 5
Membrane Interface Probe Data Plots – Low Range Scales 7
Membrane Interface Probe Data Plots – High Range Scales 32
Hydraulic Profiling Tool Data Plots 57
Reference Material 81
- Cascade Personnel 81
- Equipment 81
- MIP System Overview 82
  - Detector Overview 82
  - MIP Data Collection 82
  - Response Testing 83

HPT System Overview 84
  - HPT Data Collection 84
  - HPT Reference Testing and Dissipation Tests 84

Project Narrative

Cascade Technical Services (Cascade) is pleased to present this data report to Tetra Tech, Inc. for the membrane interface-hydraulic profiling tool (MIHPT) services that were provided between the dates of January 20th and January 22nd, 2017 at your site located near the corner of West White Mountain Boulevard and John L Fish Lane.

The results associated with the data and plots presented in this report were generated in accordance to Cascade's and Geoprobe's Standard Operating Procedures (SOPs) for MIHPT services.

All field work and data management were completed by trained, scientific professionals and all quality assurance/quality control (QA/QC) measurements associated with these data were found to be within the tolerances set forth in the SOPs for these services. Response tests conducted previous to, and subsequent to the MIHPT borings were found to be within the tolerances set forth for this MIHPT survey and therefore the data are deemed acceptable for use. Exception/deviations regarding these response tests and the related data are noted on the MIP and HPT summary tables that is part of this report.

This report includes the following sets of plots:

- MIP Low Range Plots – scaled to show detail for low range responses
- MIP High Range Plots – scaled to show high range responses
- HPT Plots – all plots are scaled similarly

I certify that the data package is in compliance with the terms and conditions of the contract, both technically and for completeness, for other than the conditions detailed above. Release of the data contained in this hard copy data package has been authorized by the laboratory manager or his designee, as verified by the following signature.

Signature: _____

Daniel Caputo, Western Regional Manager of Site Characterization Services

Membrane Interface Probe Data Summary Table

Provided below is a summary of MIP information, including response test (RT) acceptability and any deviations from the standard operating procedure that occurred during the field activities.

Response Test / Location	Date	Time	Depth	RT Results - ECD mV	Acceptable	RT Results - PID mV	Acceptable	RT Results - XSD mV	Acceptable	Comments/Deviations
RT1	20-Jan	10:32		701.705	Yes	92.738	Yes	5.608	Yes	None.
DCM-03	20-Jan	10:59	10.70							RT1 utilized for both DCM-03.
DCM-04	20-Jan	12:16	6.65							RT1 utilized for both DCM-04.
RT2	20-Jan	13:07		2296.152	Yes	80.47	Yes	5.905	Yes	None.
DCM-05	20-Jan	13:20	5.65							RT2 utilized for both DCM-05.
DCM-06	20-Jan	13:57	7.35							RT2 utilized for both DCM-06.
RT3	20-Jan	14:35		999.787	Yes	35.249	Yes	2.03	Yes	Failed XSD Response, Repeated RT
RT4	20-Jan	14:48		2901.577	Yes	132.816	Yes	6.638	Yes	None.
DCM-02	20-Jan	15:06	7.55							RT4 utilized for both DCM-02.
DCM-01	20-Jan	16:11	4.10							RT4 utilized for both DCM-01.
RT5	20-Jan	17:16		2186.468	Yes	77.761	Yes	4.921	Yes	End of Day RT.
RT6	21-Jan	8:39		1683.645	Yes	78.616	Yes	4.036	Yes	Failed XSD Response, Repeated RT
RT7	21-Jan	9:15		5383.953	Yes	306.741	Yes	15.095	Yes	None.
EEM-01	21-Jan	9:32	2.40							RT7 utilized for both EEM-01.
EEM-05	21-Jan	10:18	8.80							RT7 utilized for both EEM-05.
RT8	21-Jan	10:48		5586.475	Yes	374.615	Yes	15.877	Yes	None.
EEM-06	21-Jan	11:07	9.65							RT8 utilized for both EEM-06.
EEM-02	21-Jan	12:57	7.50							RT8 utilized for both EEM-02.
RT9	21-Jan	13:45		4702.292	Yes	209.692	Yes	13.512	Yes	None.
EEM-07	21-Jan	13:59	8.25							RT9 utilized for both EEM-07.

EEM-03	21-Jan	15:20	7.40							RT9 utilized for both EEM-03.
RT10	21-Jan	15:31		2080.019	Yes	106.723	Yes	14.397	Yes	None.
EEM-08	21-Jan	15:48	3.00							RT10 utilized for both EEM-08.
EEM-04	21-Jan	16:14	1.40							RT10 utilized for both EEM-04.
EEM-04B	21-Jan	16:27	6.75							RT10 utilized for both EEM-04B. Step out boring.
RT11	22-Jan	8:18		911.405	Yes	22.431	Yes	1.999	No	Leak at MIP membrane
RT12	22-Jan	8:44		944.904	Yes	45.106	Yes	2.968	Yes	New membrane
EEM-08B	22-Jan	8:55	11.40							RT12 utilized for both EEM-08B. Step out boring.
RT13	22-Jan	12:24		2076.479	Yes	105.441	Yes	5.966	Yes	None.
EEM-12	22-Jan	13:10	9.65							RT13 utilized for both EEM-12.
EEM-15	22-Jan	14:06	6.10							RT13 utilized for both EEM-15.
RT14	22-Jan	14:29		3886.227	Yes	215.766	Yes	11.528	Yes	None.
EEM-13	22-Jan	14:41	5.65							RT14 utilized for both EEM-13.
EEM-19	22-Jan	15:09	4.80							RT14 utilized for both EEM-19.
EEM-19B	22-Jan	15:49	9.30							RT14 utilized for both EEM-19B. Step out boring.
RT15	22-Jan	16:54		3516.099	Yes	146.581	Yes	10.438	Yes	None.
EEM-20	22-Jan	17:07	2.95							RT15 utilized for both EEM-20.
EEM-20B	22-Jan	17:20	4.35							RT15 utilized for both EEM-20B. Step out boring.
EEM-09	22-Jan	17:39	5.75							RT15 utilized for both EEM-09.
RT16	22-Jan	18:00		3145.115	Yes	118.289	Yes	8.964	Yes	End of day RT.

*Acceptable values for ECD, PID, and XSD detectors are 50mV, 2mV, and 2mV, respectively.

Hydraulic Profiling Tool Data Summary Table

Provided below is a summary of HPT information, including pre-boring pressure tests and any deviations from the standard operating procedure that occurred during the field activities.

HPT Location	Total Depth (ft)	Pre Boring HPT Pressure Tests (psi)				Successful Dissipation Test(s) Depths (ft)	Comments/Deviations
		Top w Q=0	Bottom w Q=0	Pressure Δ w Q=0	Pass/Fail*		
DCM-03	10.70	12.352	12.122	0.23	PASS	None.	None.
DCM-04	6.65	12.393	12.181	0.212	PASS	None.	None.
DCM-05	5.65	12.366	12.131	0.235	PASS	None.	None.
DCM-06	7.35	12.357	12.119	0.238	PASS	None.	None.
DCM-02	7.55	12.341	12.139	0.202	PASS	None.	None.
DCM-01	4.10	12.402	12.166	0.236	PASS	None.	None.
EEM-01	2.40	12.337	12.133	0.204	PASS	None.	None.
EEM-05	8.80					None.	Pre-boring test from EEM-01 used for EEM-05.
EEM-06	9.65	12.376	12.175	0.201	PASS	None.	None.
EEM-02	7.50					None.	Pre-boring test from EEM-06 used for EEM-02.
EEM-07	8.25	12.468	12.238	0.23	PASS	None.	None.
EEM-03	7.40					None.	Pre-boring test from EEM-07 used for EEM-03.
EEM-08	3.00	12.495	12.285	0.21	PASS	None.	None.
EEM-04	1.40					None.	Pre-boring test from EEM-08 used for EEM-04.
EEM-04B	6.75					None.	Pre-boring test from EEM-08 used for EEM-04B.
EEM-08B	11.40					None.	Pre-boring test from EEM-08 used for EEM-08B.
EEM-12	9.65	12.589	12.359	0.23	PASS	None.	None.
EEM-15	6.10					None.	Pre-boring test from EEM-12 used for EEM-15.
EEM-13	5.65	5.65	12.463	0.227	PASS	None.	None.

EEM-19	4.80					None.	Pre-boring test from EEM-13 used for EEM-19.
EEM-19B	9.30					None.	Completion of boring EEM-19. Pre-boring test from EEM-13 used for EEM-19B.
EEM-20	2.95	12.499	12.286	0.213	PASS	None.	None.
EEM-20B	4.35					None.	Pre-boring test from EEM-20 used for EEM-20B.
EEM-09	5.75					None.	Pre-boring test from EEM-20 used for EEM-09.

*Pass/Fail criteria is 0.22 psi ± 10%.

Membrane Interface Probe Data Plots – Low Range Scales

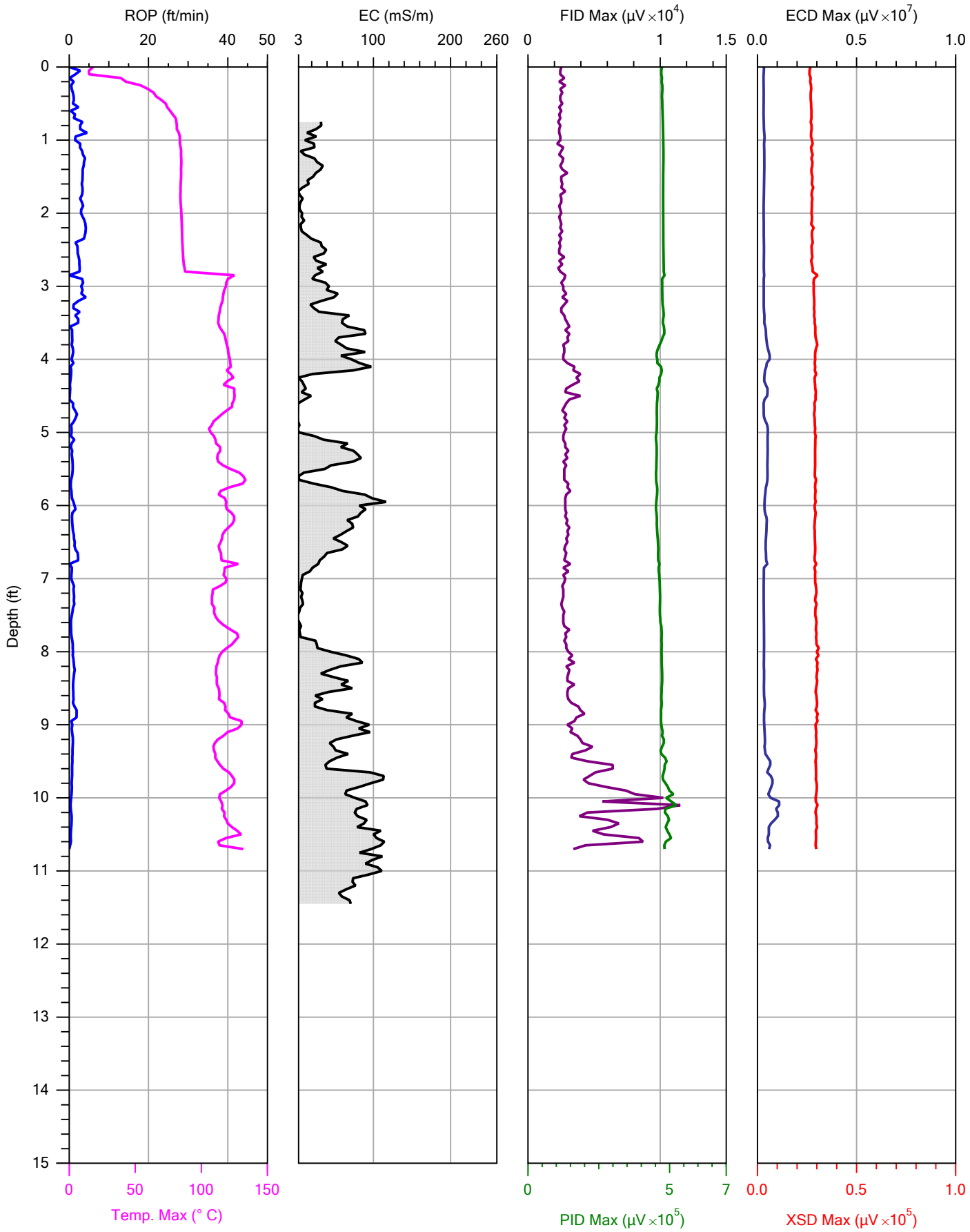

CASCADE
DRILLING | TECHNICAL SERVICES

		File: DCM-03.MHP
Company: Cascade	Operator: Horrell/Park	Date: 1/20/2017
Project ID: 304171002	Client: Tetratech	Location:

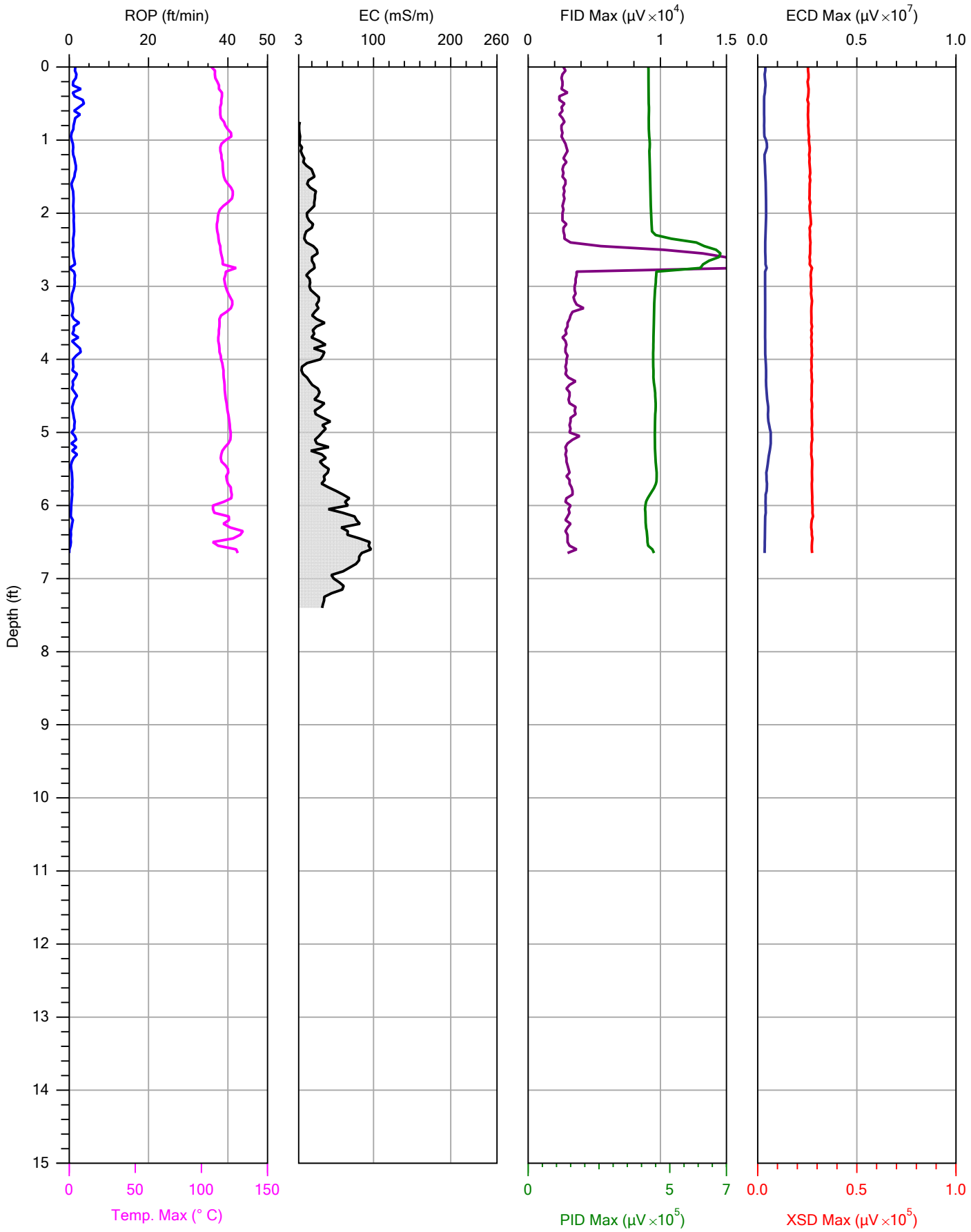

CASCADE
DRILLING | TECHNICAL SERVICES

		File: DCM-04.MHP
Company: Cascade	Operator: Horrell/Park	Date: 1/20/2017
Project ID: 304171002	Client: Tetratech	Location:

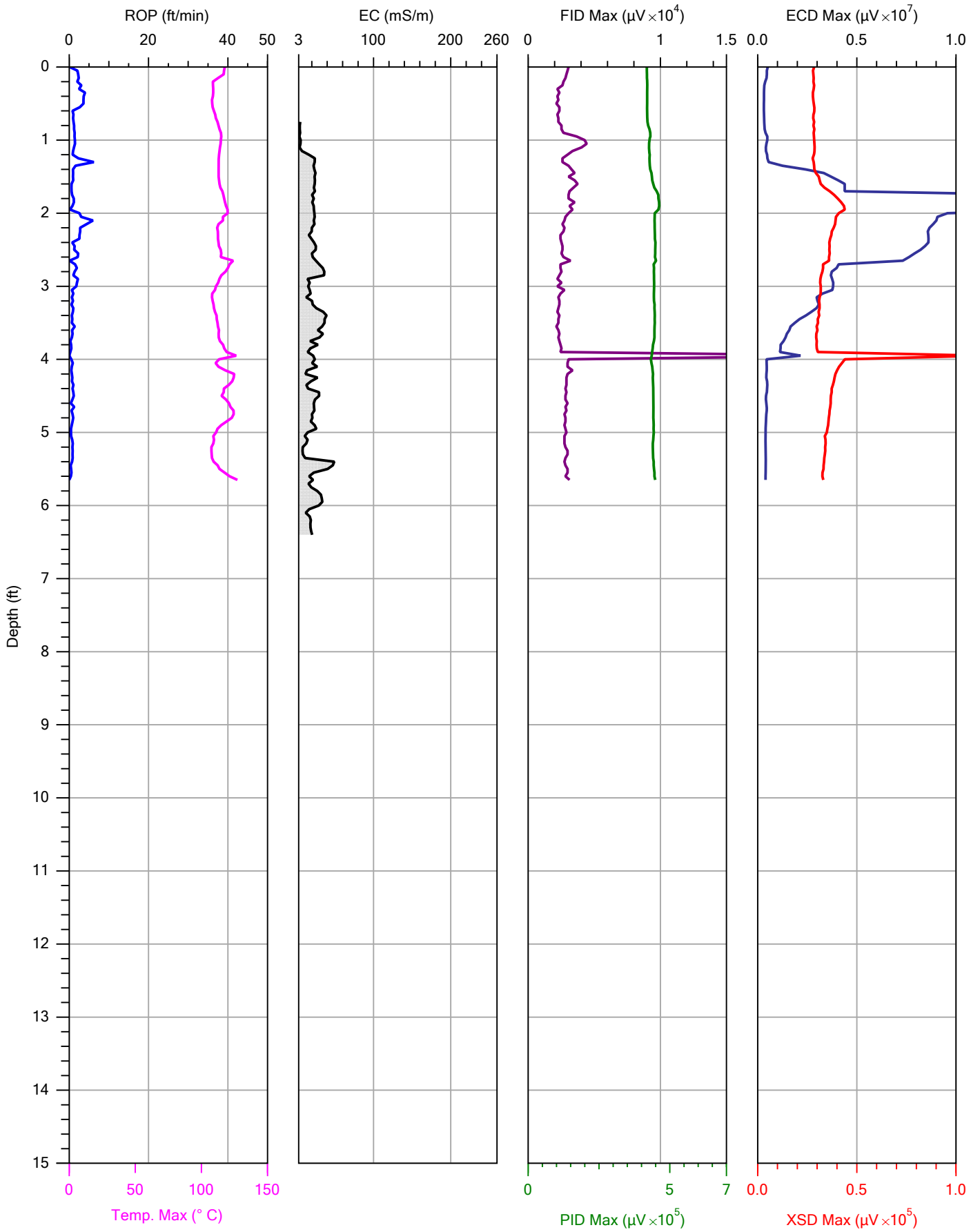

CASCADE
DRILLING | TECHNICAL SERVICES

		File: DCM-05.MHP
Company: Cascade	Operator: Horrell/Park	Date: 1/20/2017
Project ID: 304171002	Client: Tetratech	Location:

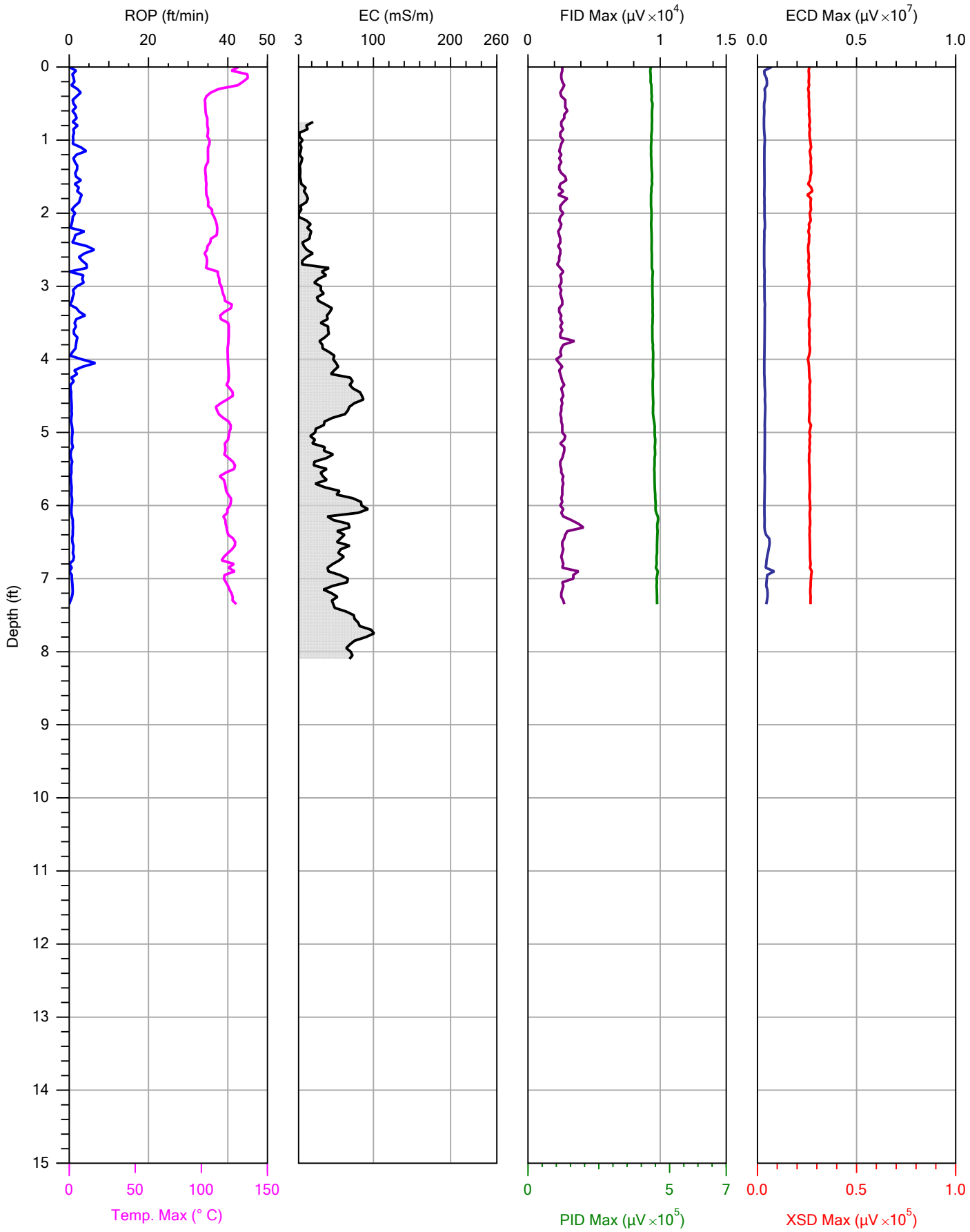

CASCADE
DRILLING | TECHNICAL SERVICES

		File: DCM-06.MHP
Company: Cascade	Operator: Horrell/Park	Date: 1/20/2017
Project ID: 304171002	Client: Tetratech	Location:

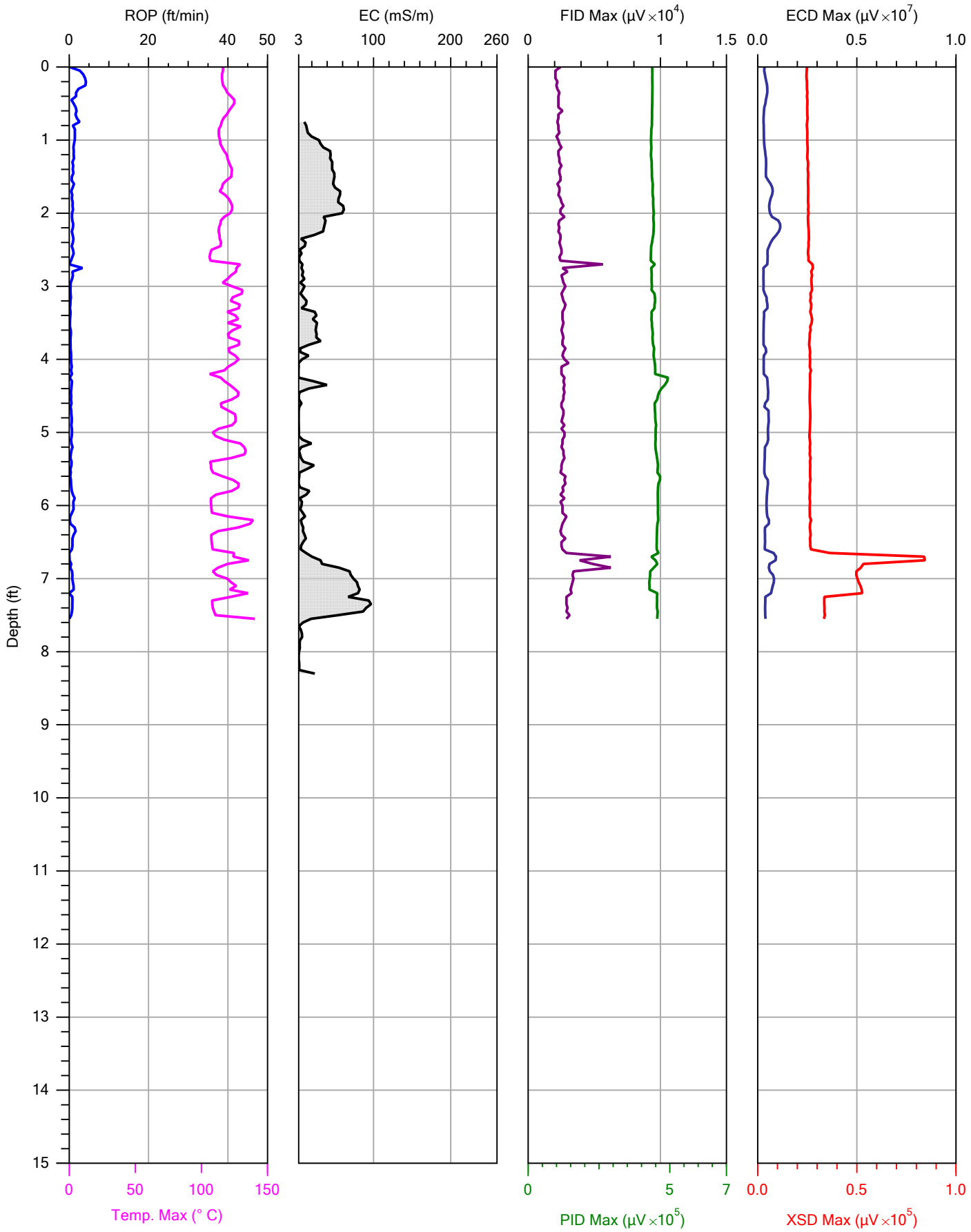

CASCADE
DRILLING | TECHNICAL SERVICES

		File: DCM-02.MHP
Company: Cascade	Operator: Horrell/Park	Date: 1/20/2017
Project ID: 304171002	Client: Tetratech	Location:

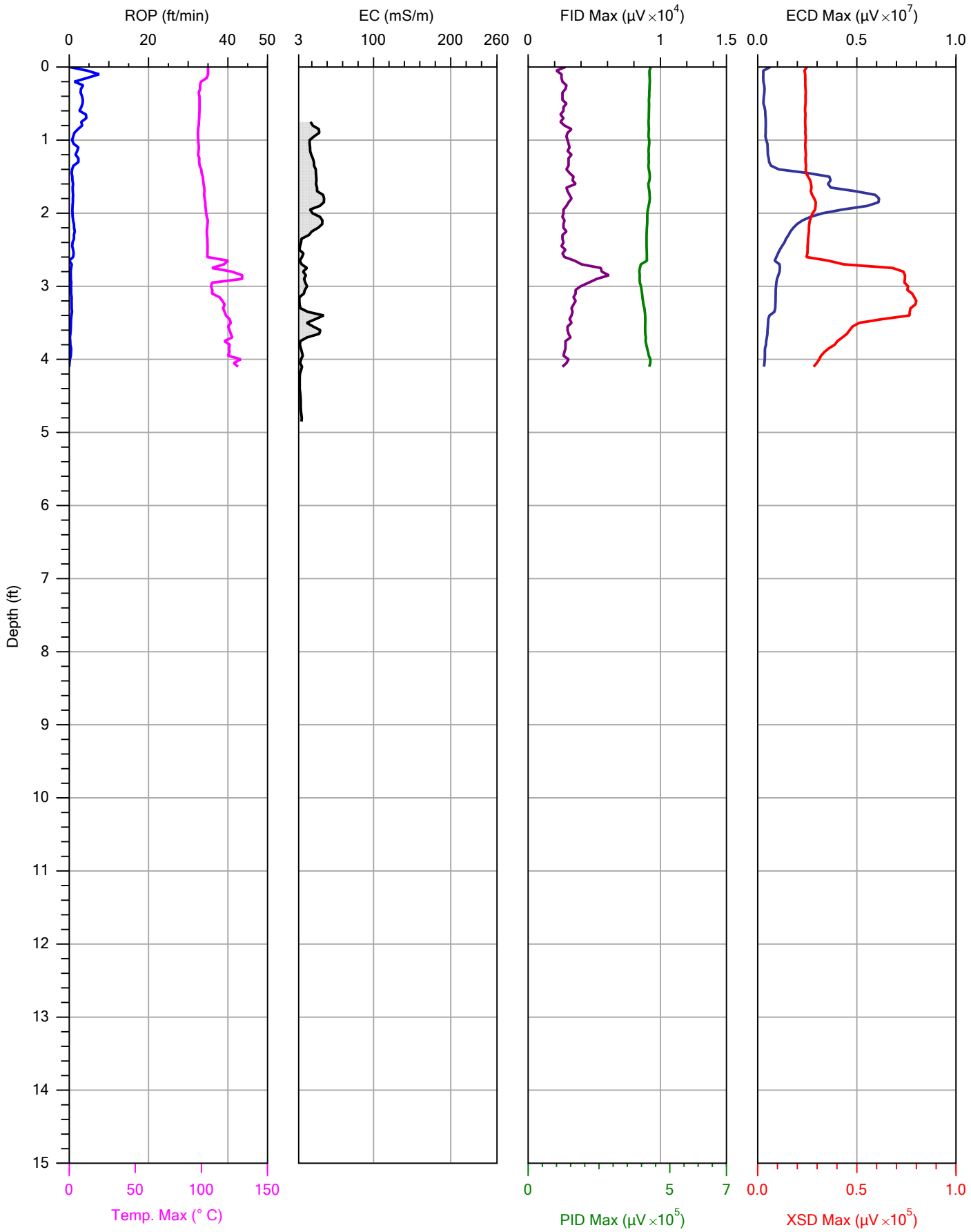

CASCADE
DRILLING | TECHNICAL SERVICES

		File: DCM-01.MHP
Company: Cascade	Operator: Horrell/Park	Date: 1/20/2017
Project ID: 304171002	Client: Tetratech	Location:

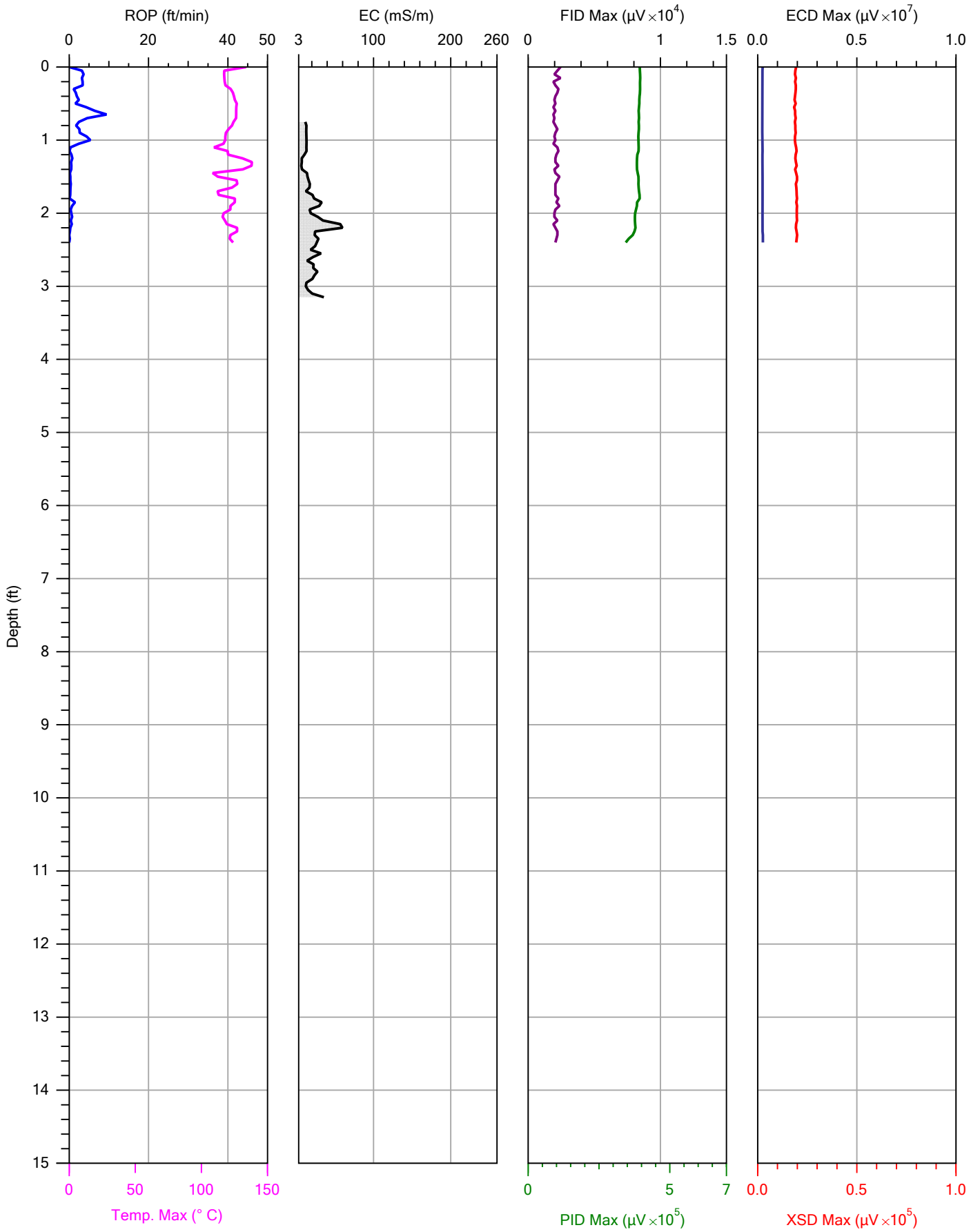

CASCADE
DRILLING | TECHNICAL SERVICES

		File: EEM-01.MHP
Company: Cascade	Operator: Horrell/Park	Date: 1/21/2017
Project ID: 304171002	Client: Tetratech	Location:

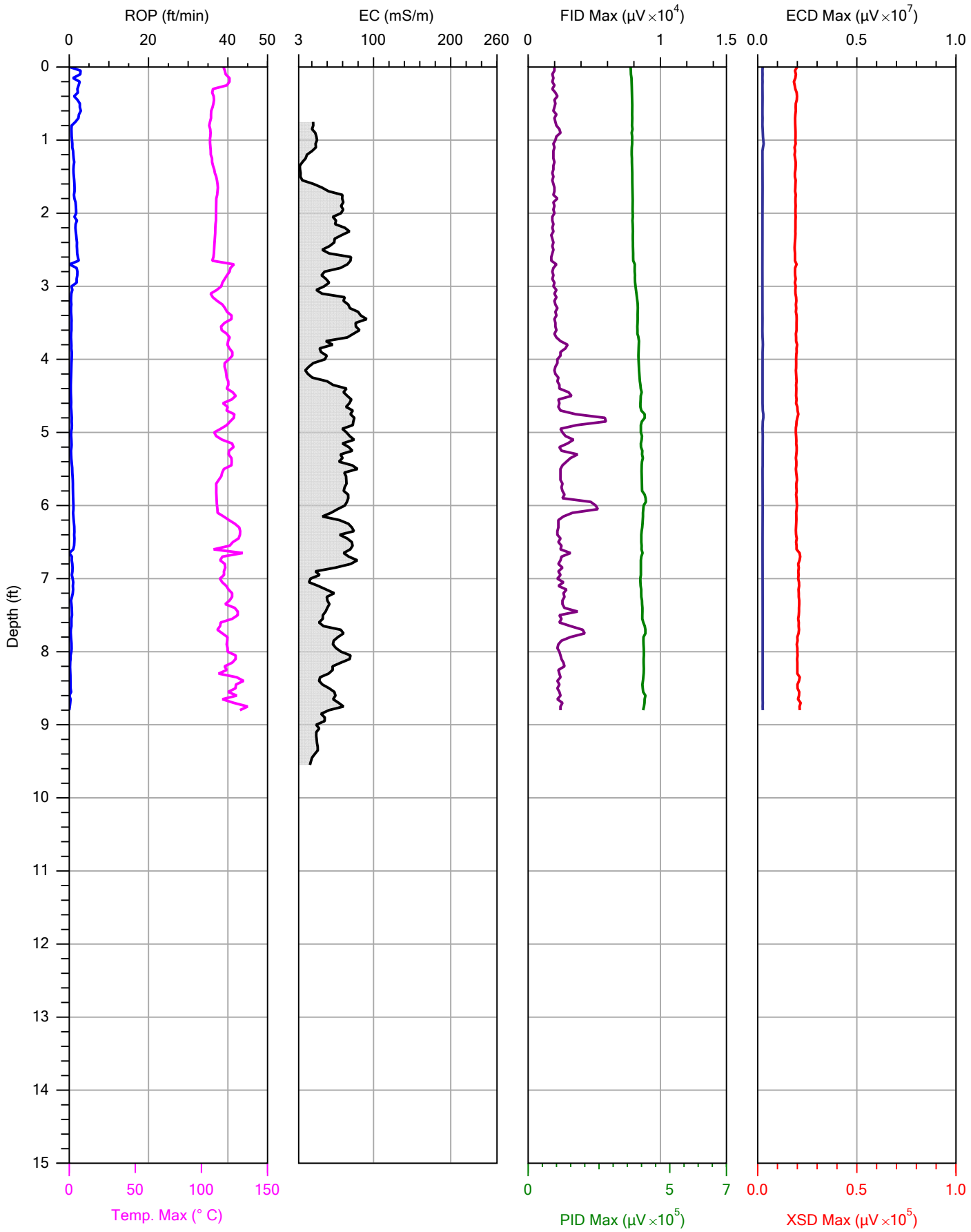

CASCADE
DRILLING | TECHNICAL SERVICES

		File: EEM-05.MHP
Company: Cascade	Operator: Horrell/Park	Date: 1/21/2017
Project ID: 304171002	Client: Tetratech	Location:

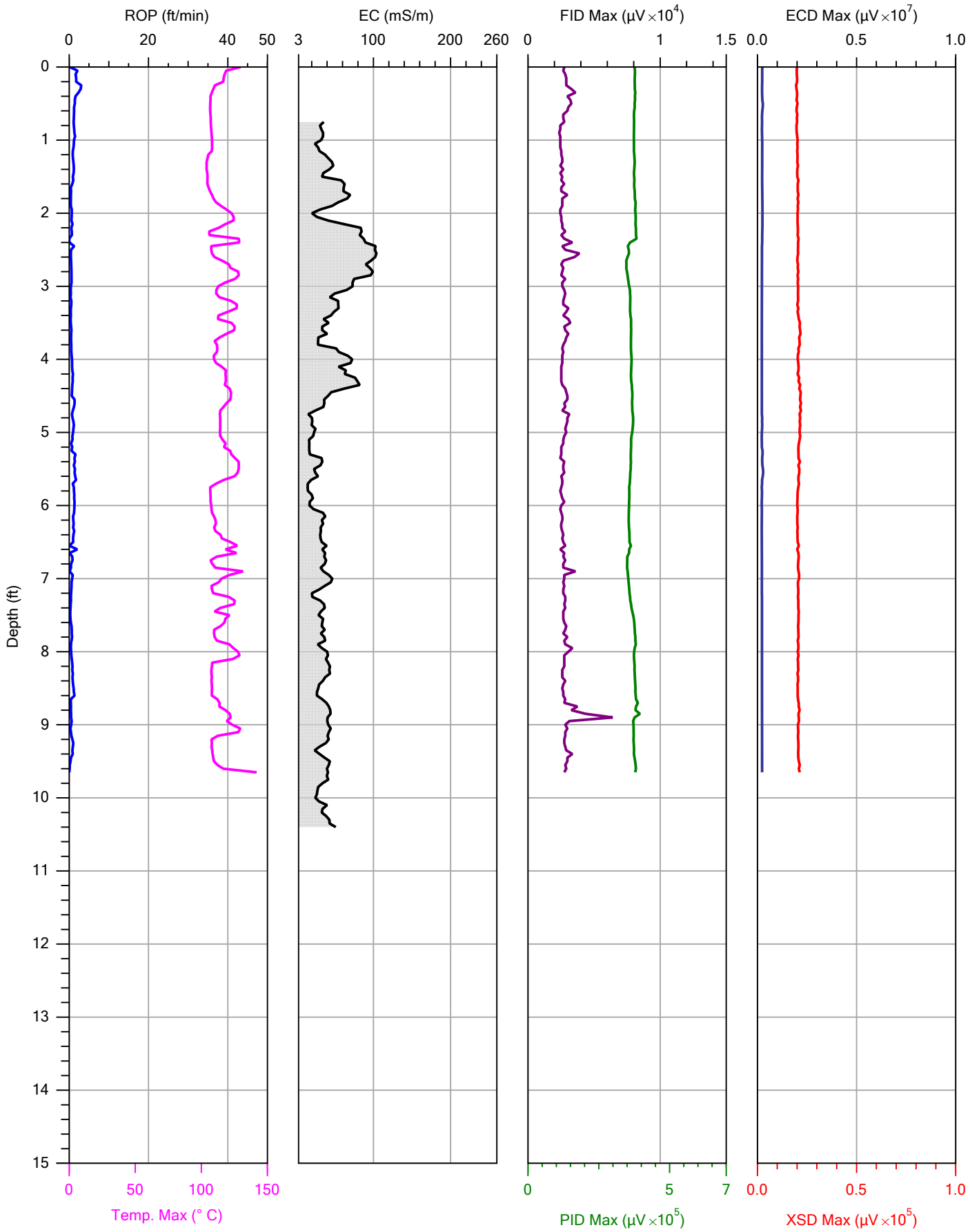

CASCADE
DRILLING | TECHNICAL SERVICES

		File: EEM-06.MHP
Company: Cascade	Operator: Horrell/Park	Date: 1/21/2017
Project ID: 304171002	Client: Tetratech	Location:

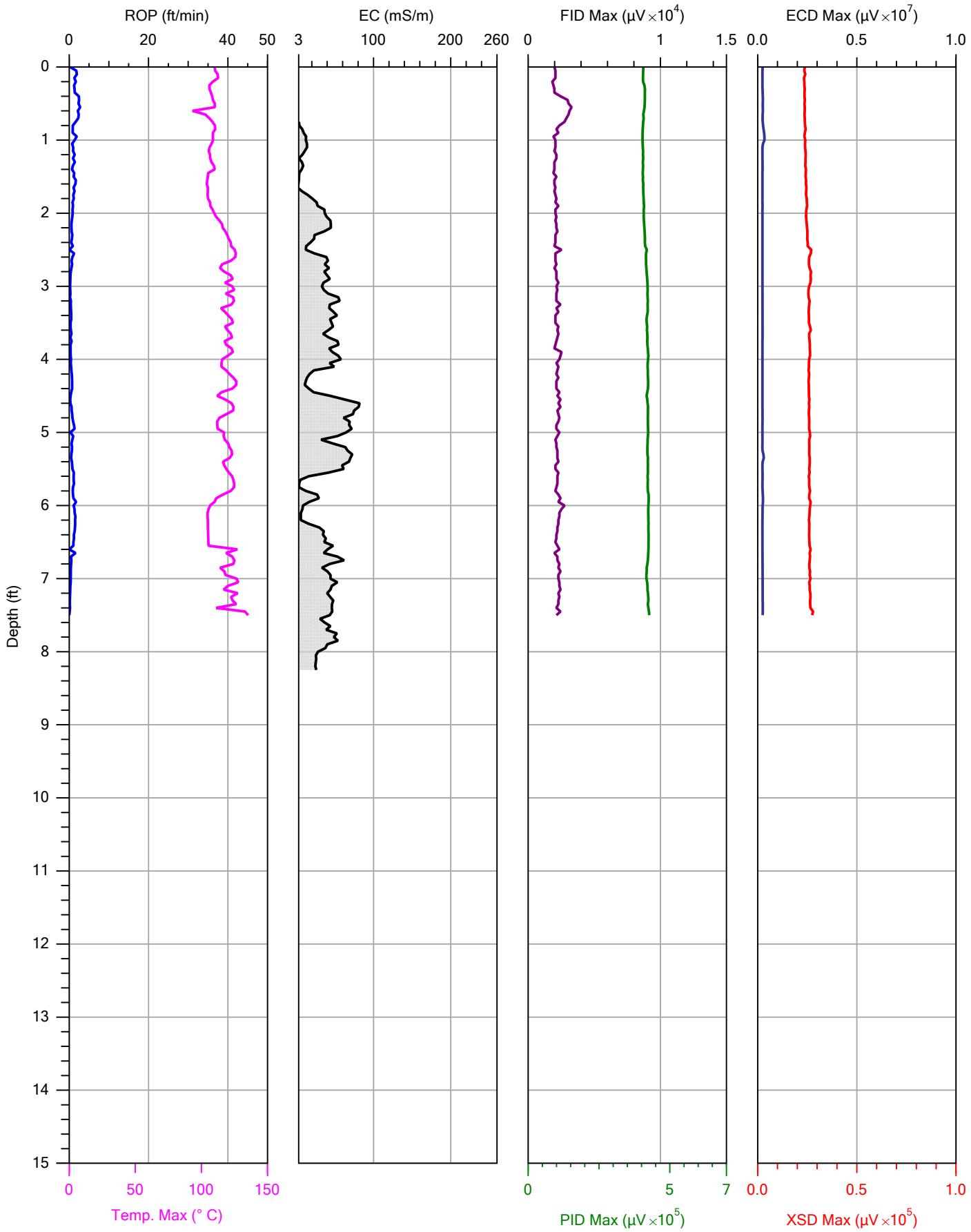

CASCADE
DRILLING | TECHNICAL SERVICES

		File: EEM-02.MHP
Company: Cascade	Operator: Horrell/Park	Date: 1/21/2017
Project ID: 304171002	Client: Tetratech	Location:

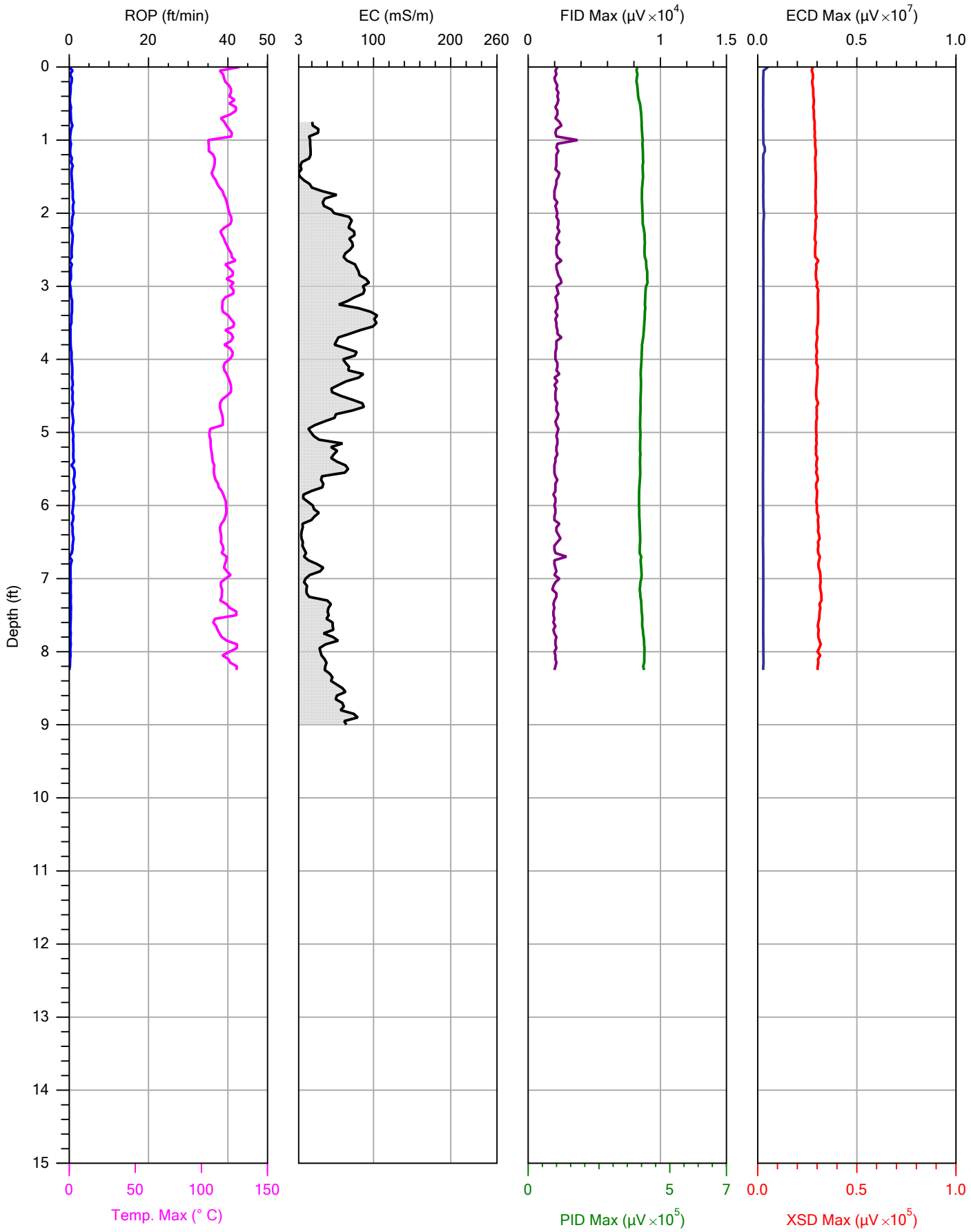

CASCADE
DRILLING | TECHNICAL SERVICES

		File: EEM-07.MHP
Company: Cascade	Operator: Horrell/Park	Date: 1/21/2017
Project ID: 304171002	Client: Tetratech	Location:

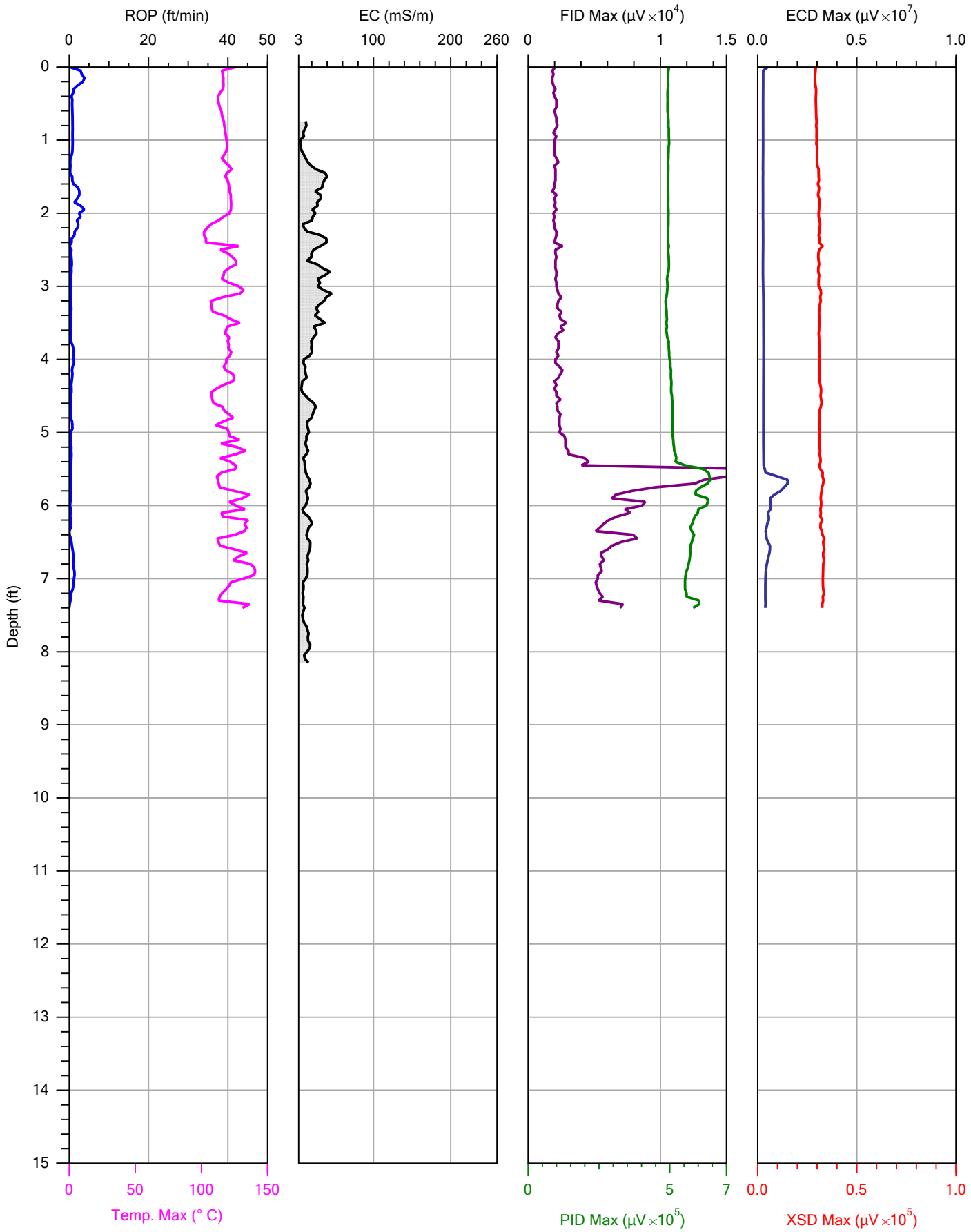

CASCADE
DRILLING | TECHNICAL SERVICES

		File: EEM-03.MHP
Company: Cascade	Operator: Horrell/Park	Date: 1/21/2017
Project ID: 304171002	Client: Tetratech	Location:

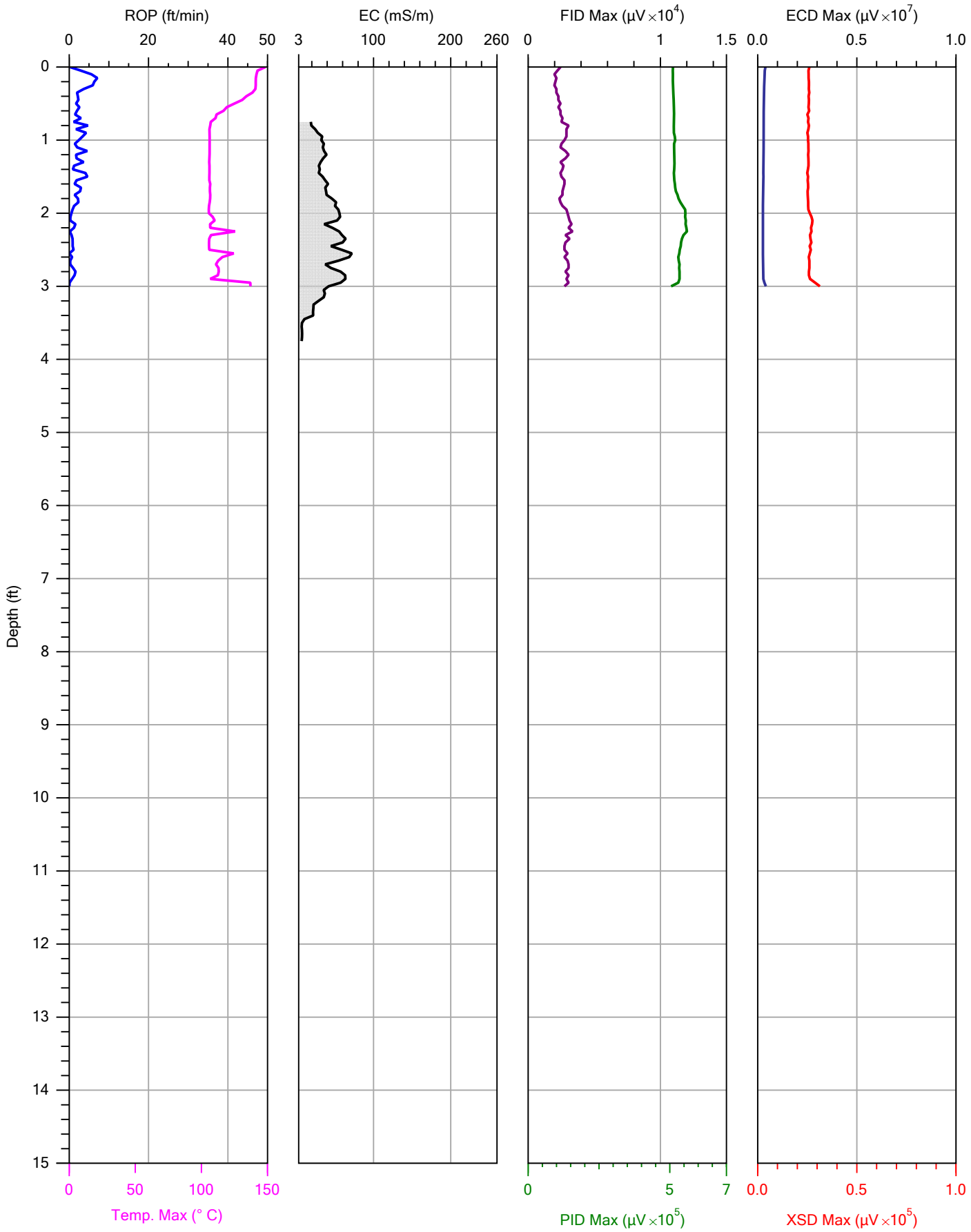

CASCADE
DRILLING | TECHNICAL SERVICES

		File: EEM-08.MHP
Company: Cascade	Operator: Horrell/Park	Date: 1/21/2017
Project ID: 304171002	Client: Tetratech	Location:

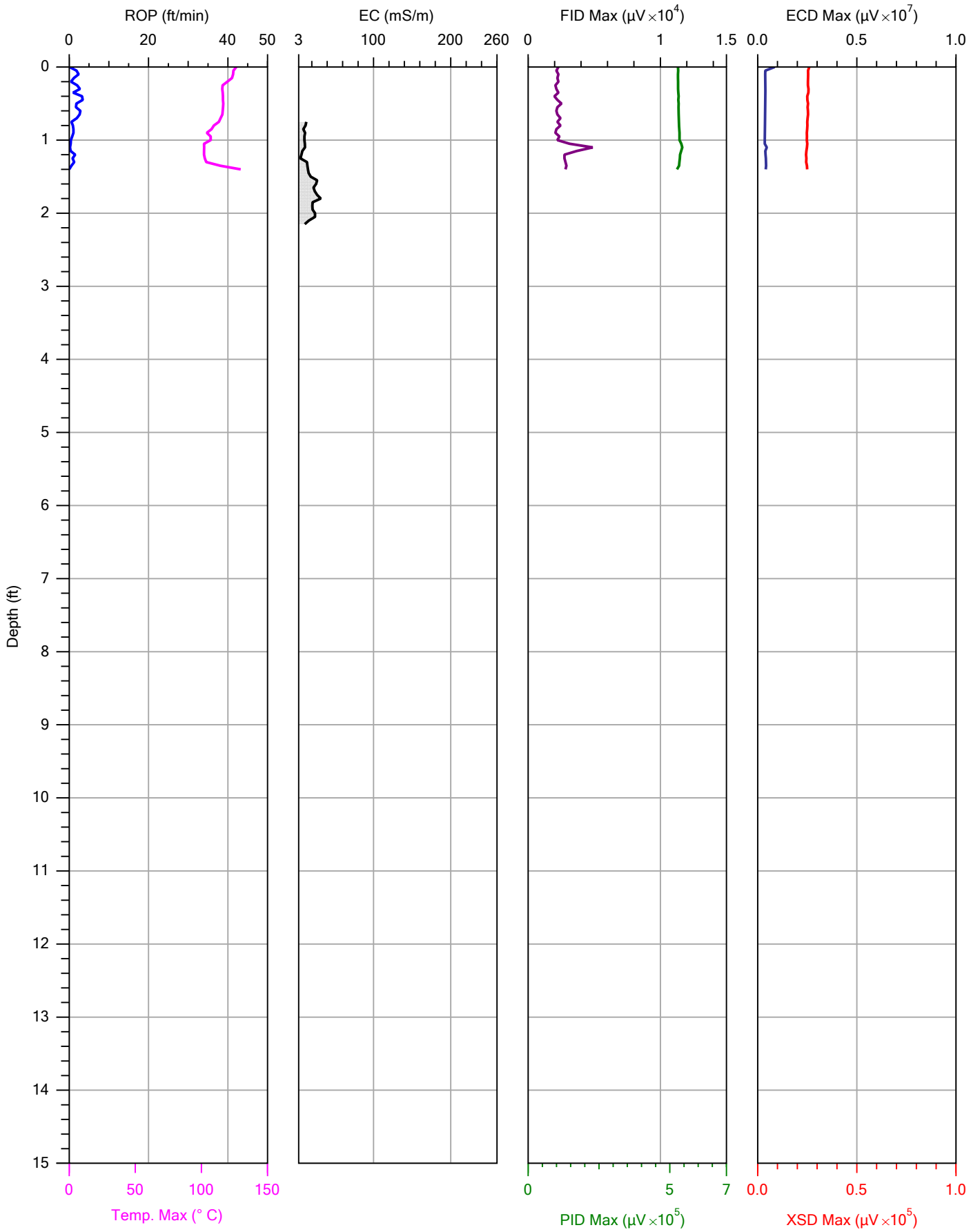

CASCADE
DRILLING | TECHNICAL SERVICES

		File: EEM-04.MHP
Company: Cascade	Operator: Horrell/Park	Date: 1/21/2017
Project ID: 304171002	Client: Tetratech	Location:

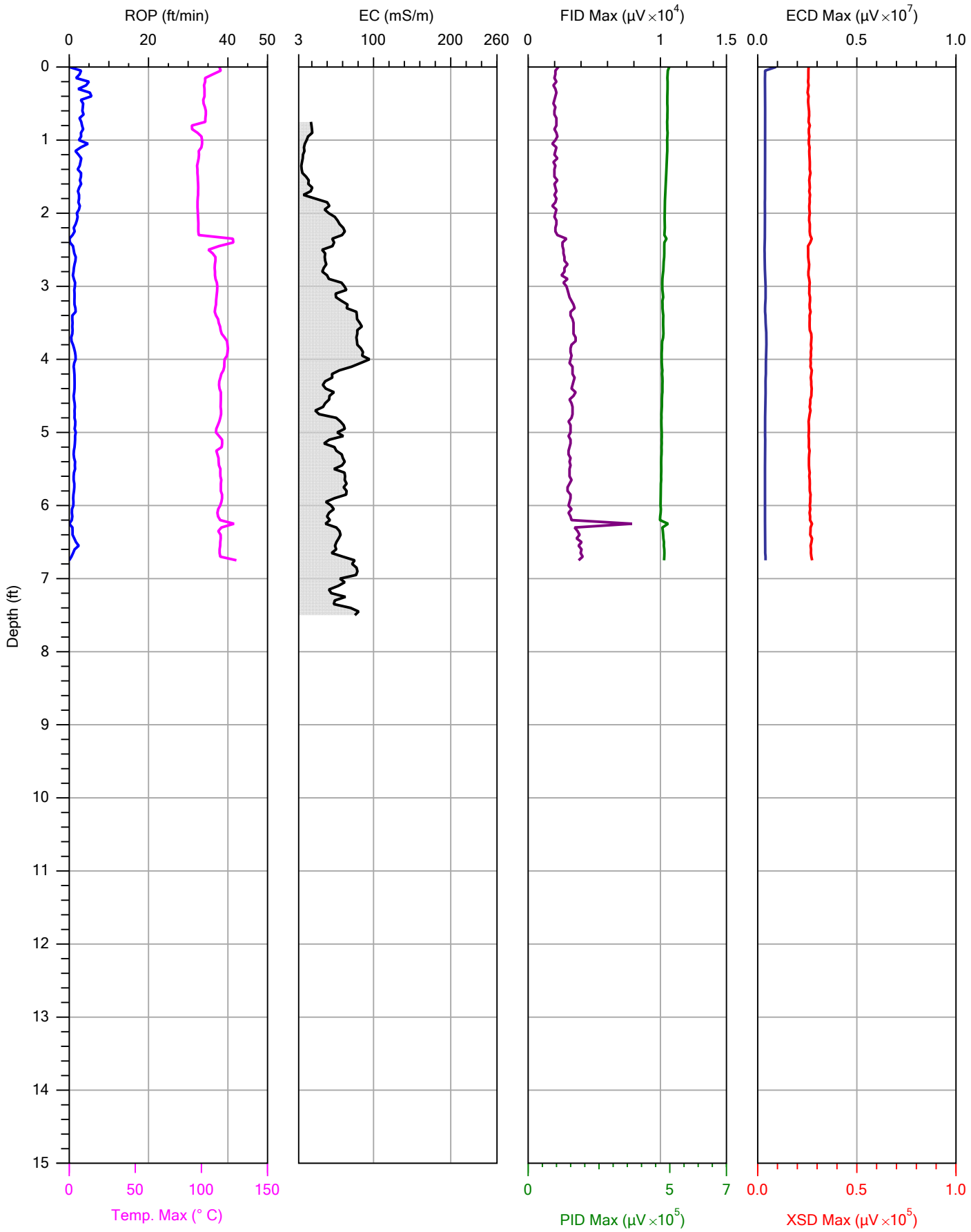

CASCADE
DRILLING | TECHNICAL SERVICES

		File: EEM-04B.MHP
Company: Cascade	Operator: Horrell/Park	Date: 1/21/2017
Project ID: 304171002	Client: Tetratech	Location:

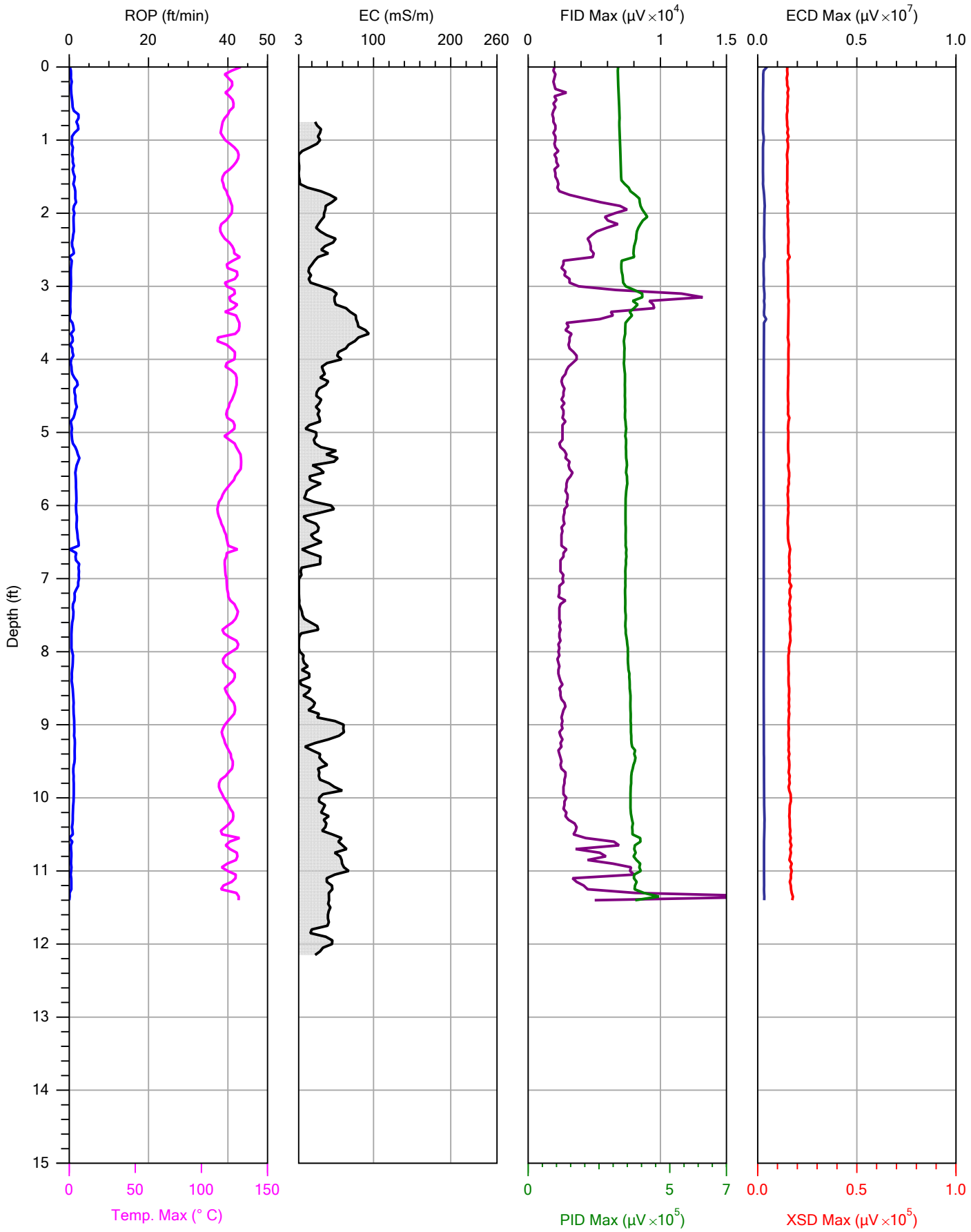

CASCADE
DRILLING | TECHNICAL SERVICES

		File: EEM-08B.MHP
Company: Cascade	Operator: Horrell/Park	Date: 1/22/2017
Project ID: 304171002	Client: Tetratech	Location:

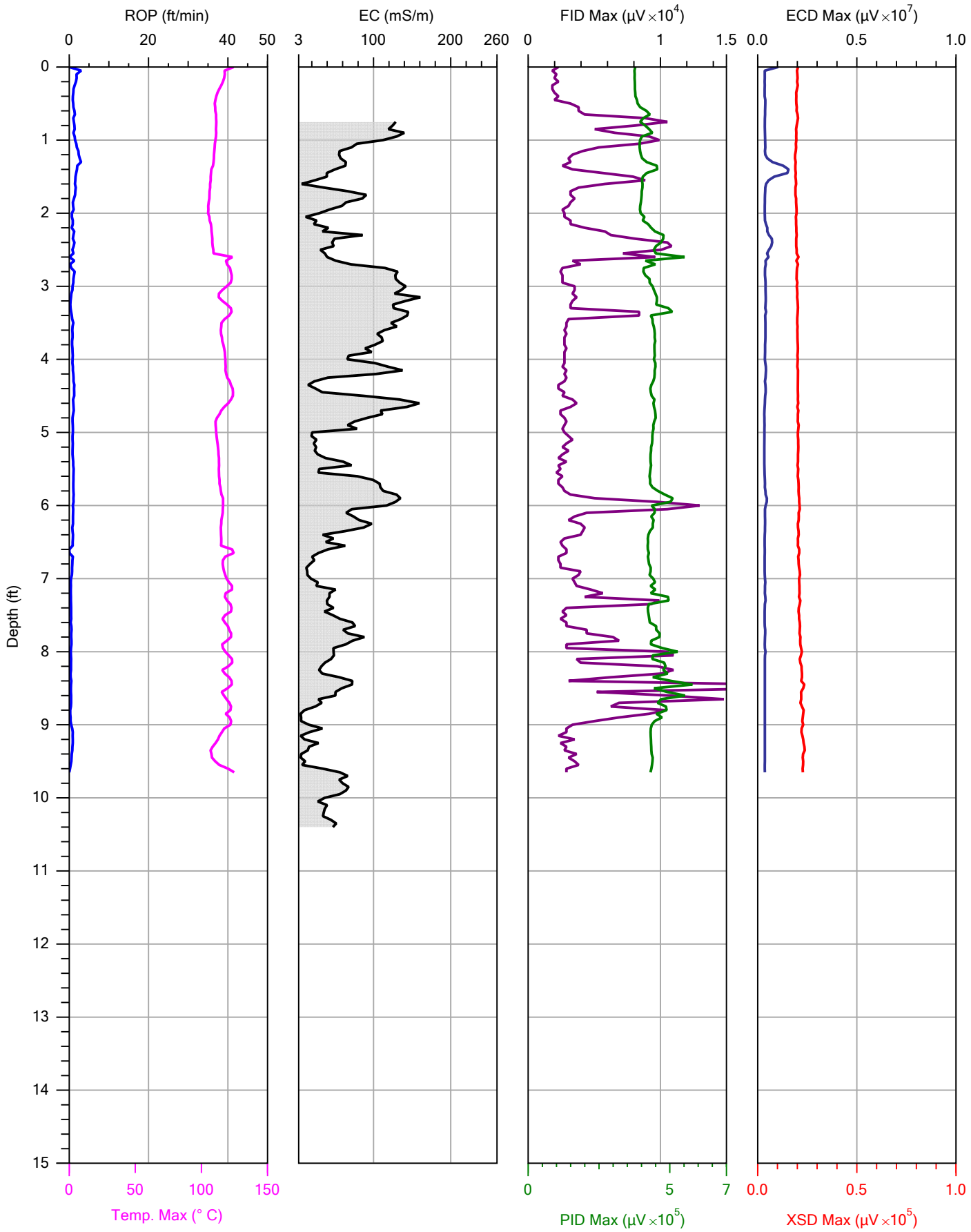

CASCADE
DRILLING | TECHNICAL SERVICES

		File: EEM-12.MHP
Company: Cascade	Operator: Horrell/Park	Date: 1/22/2017
Project ID: 304171002	Client: Tetratech	Location:

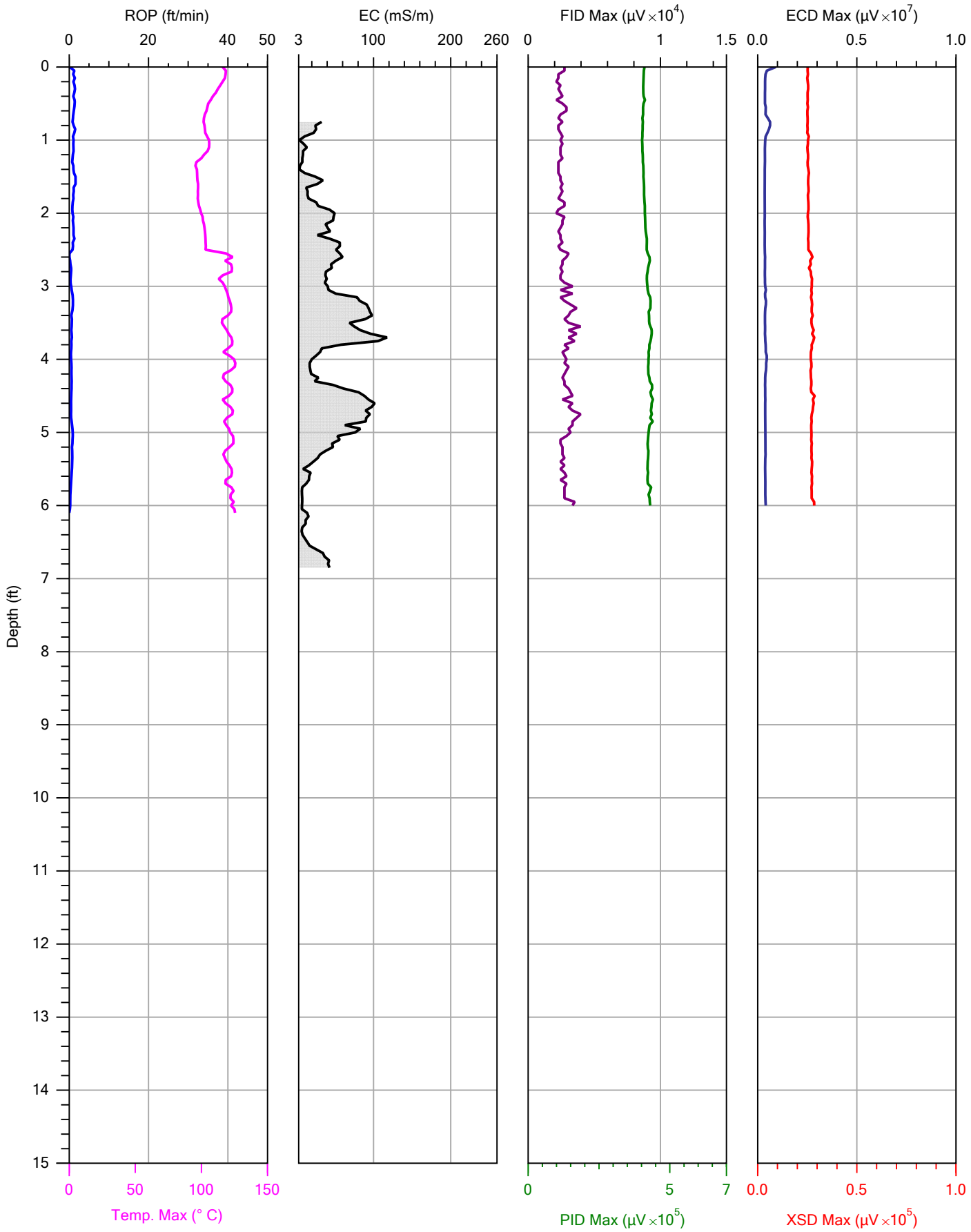

CASCADE
DRILLING | TECHNICAL SERVICES

		File: EEM-15.MHP
Company: Cascade	Operator: Horrell/Park	Date: 1/22/2017
Project ID: 304171002	Client: Tetratech	Location:

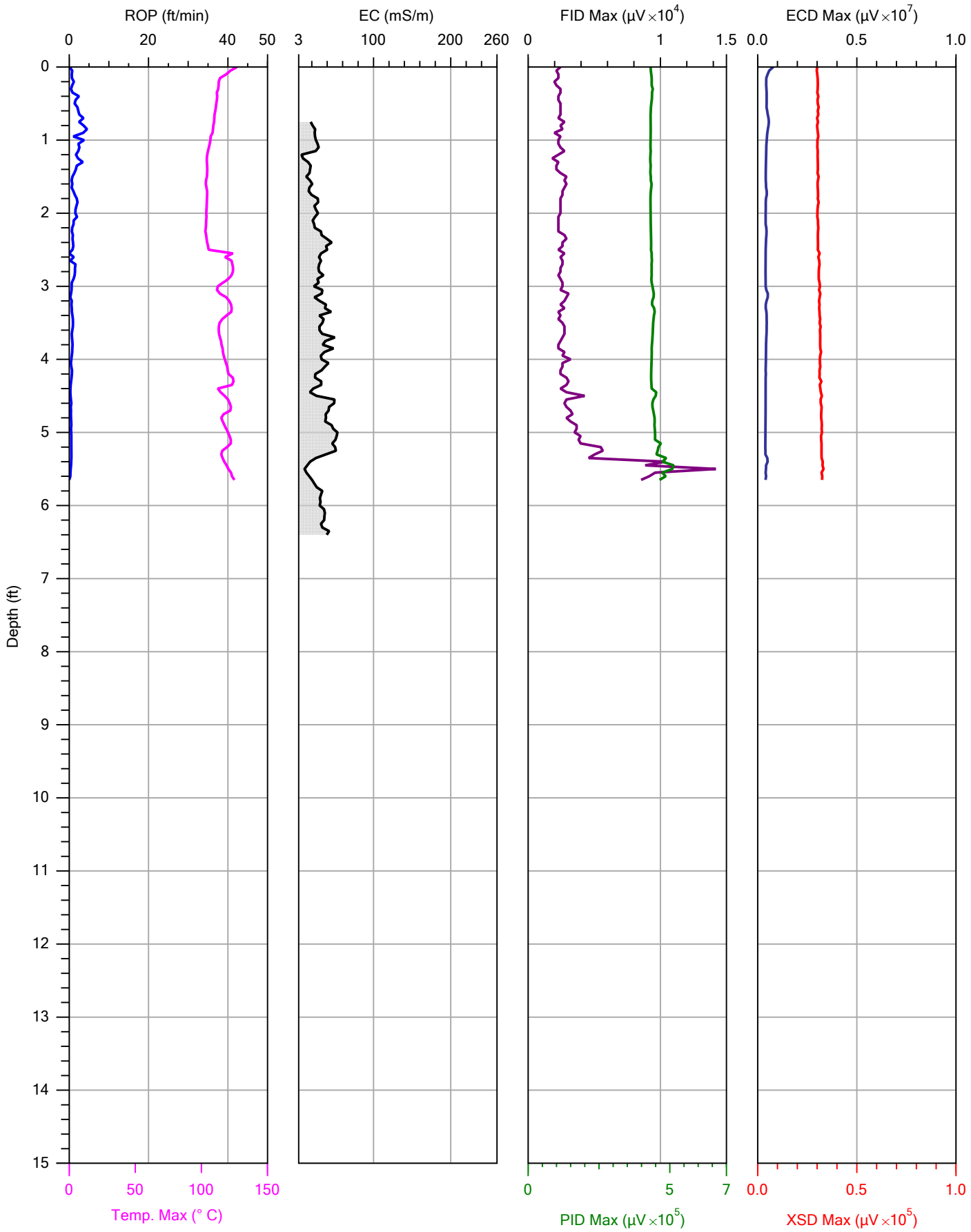

CASCADE
DRILLING | TECHNICAL SERVICES

		File: EEM-13.MHP
Company: Cascade	Operator: Horrell/Park	Date: 1/22/2017
Project ID: 304171002	Client: Tetratech	Location:

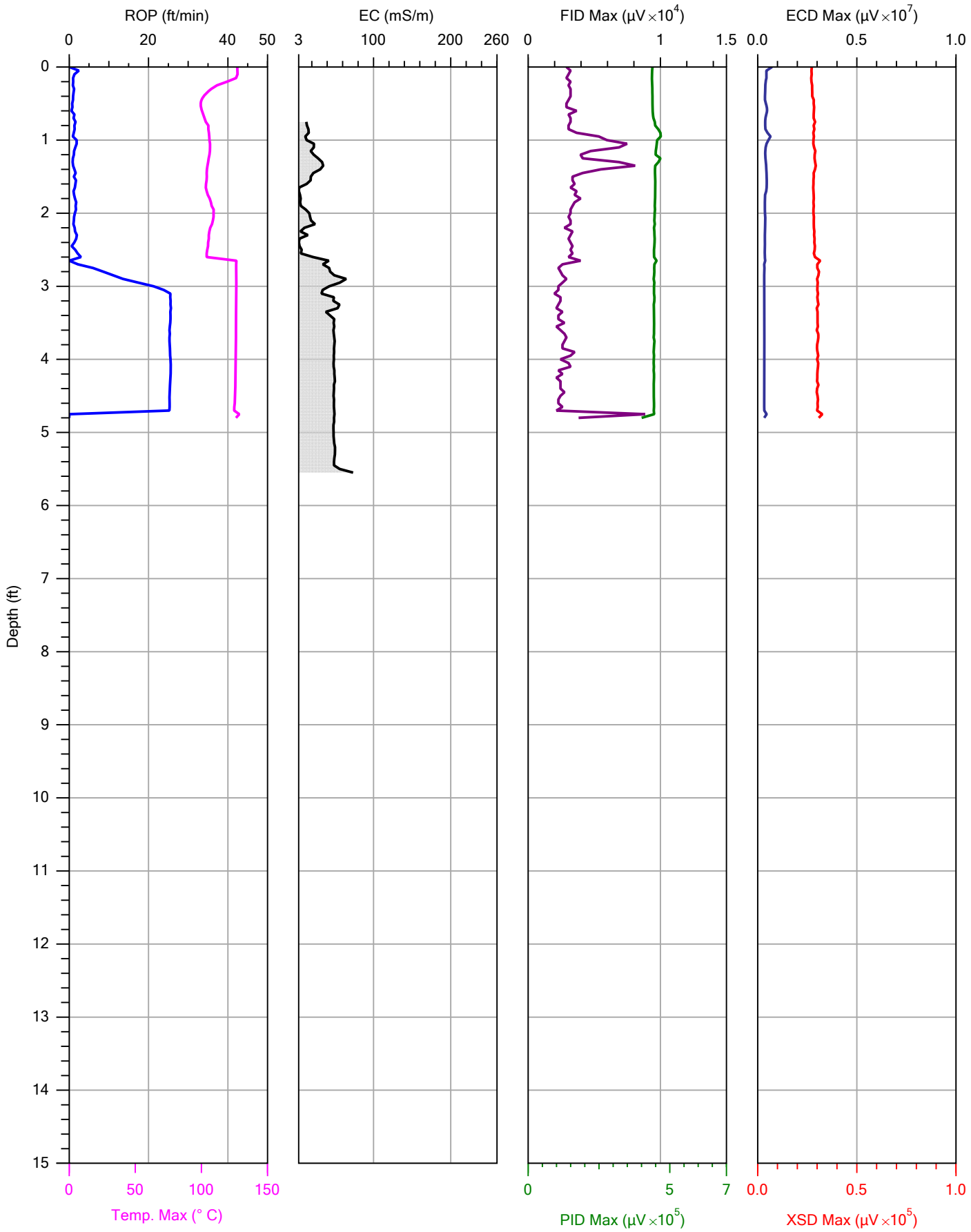

CASCADE
DRILLING | TECHNICAL SERVICES

		File: EEM-19.MHP
Company: Cascade	Operator: Horrell/Park	Date: 1/22/2017
Project ID: 304171002	Client: Tetratech	Location:

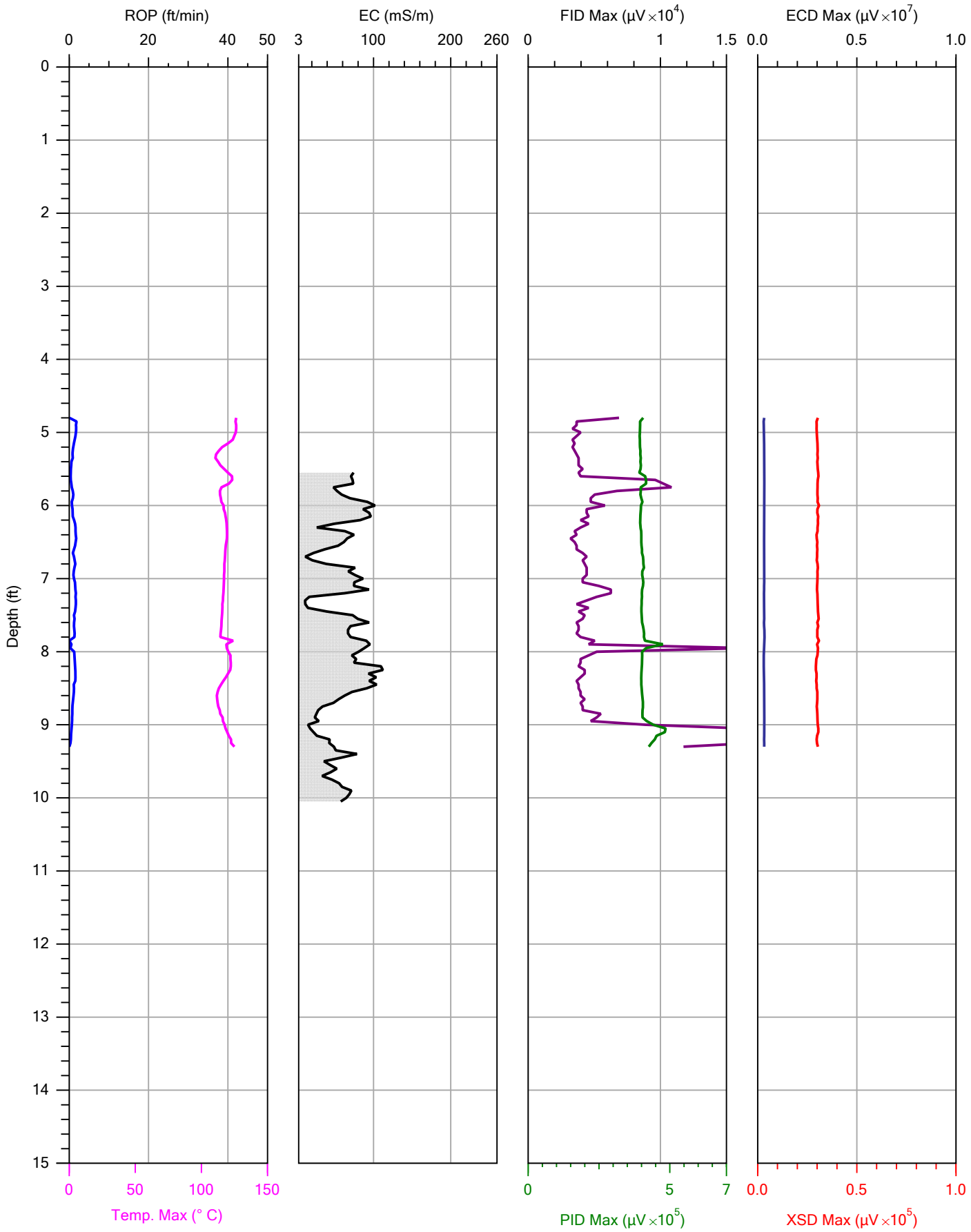

CASCADE
DRILLING | TECHNICAL SERVICES

		File: EEM-19B.MHP
Company: Cascade	Operator: Horrell/Park	Date: 1/22/2017
Project ID: 304171002	Client: Tetratech	Location:

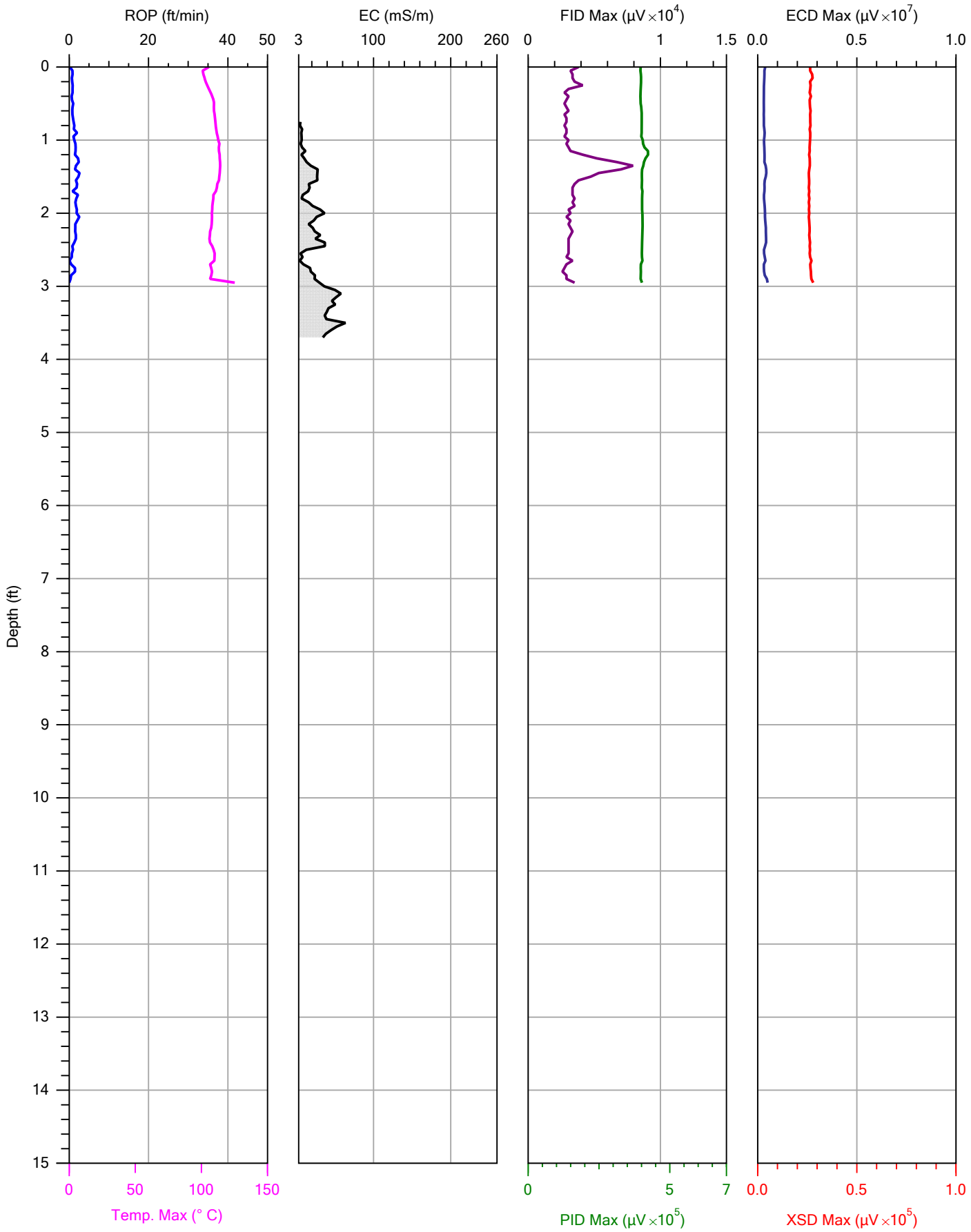

CASCADE
DRILLING | TECHNICAL SERVICES

		File: EEM-20.MHP
Company: Cascade	Operator: Horrell/Park	Date: 1/22/2017
Project ID: 304171002	Client: Tetratech	Location:

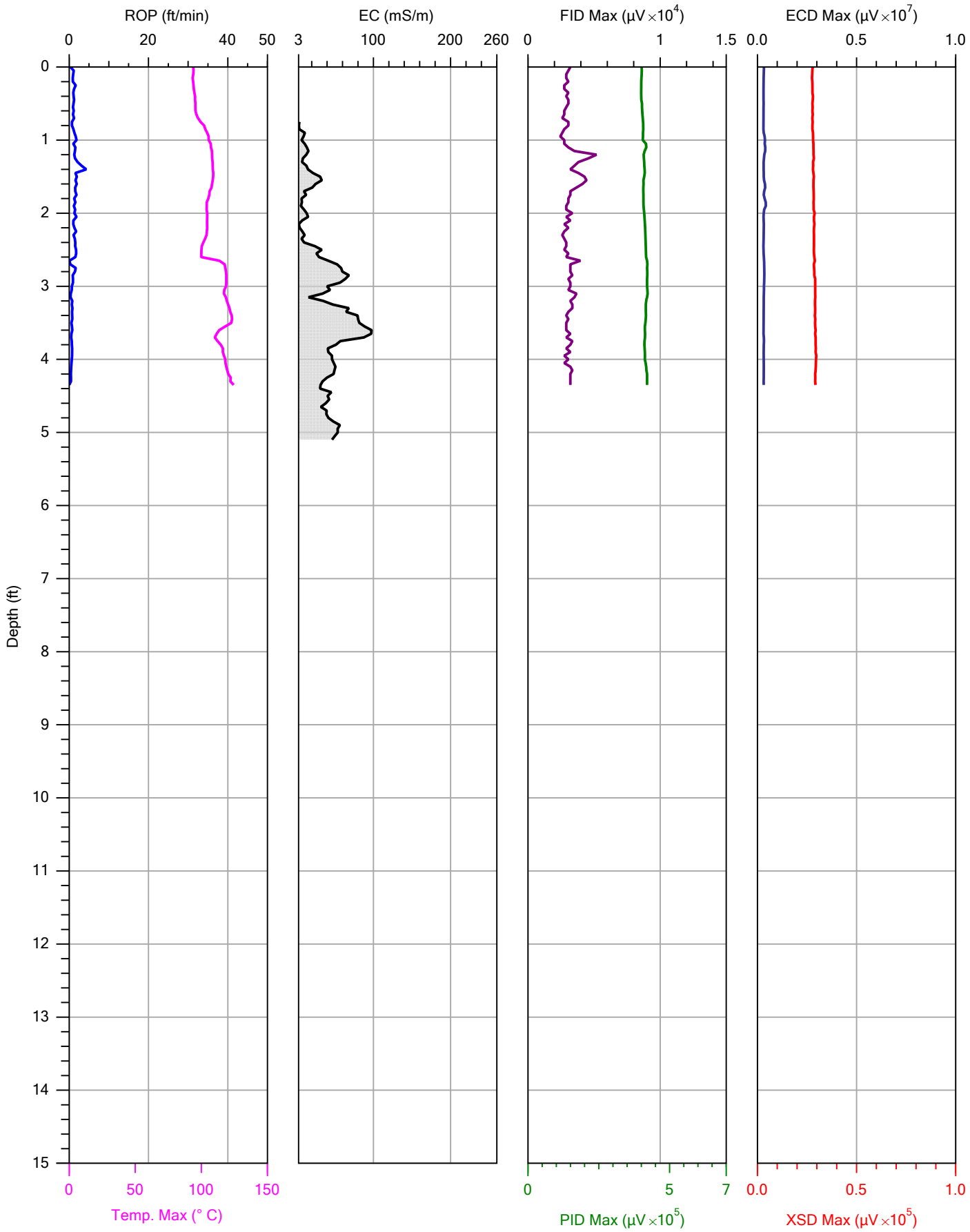

CASCADE
DRILLING | TECHNICAL SERVICES

		File: EEM-20B.MHP
Company: Cascade	Operator: Horrell/Park	Date: 1/22/2017
Project ID: 304171002	Client: Tetratech	Location:

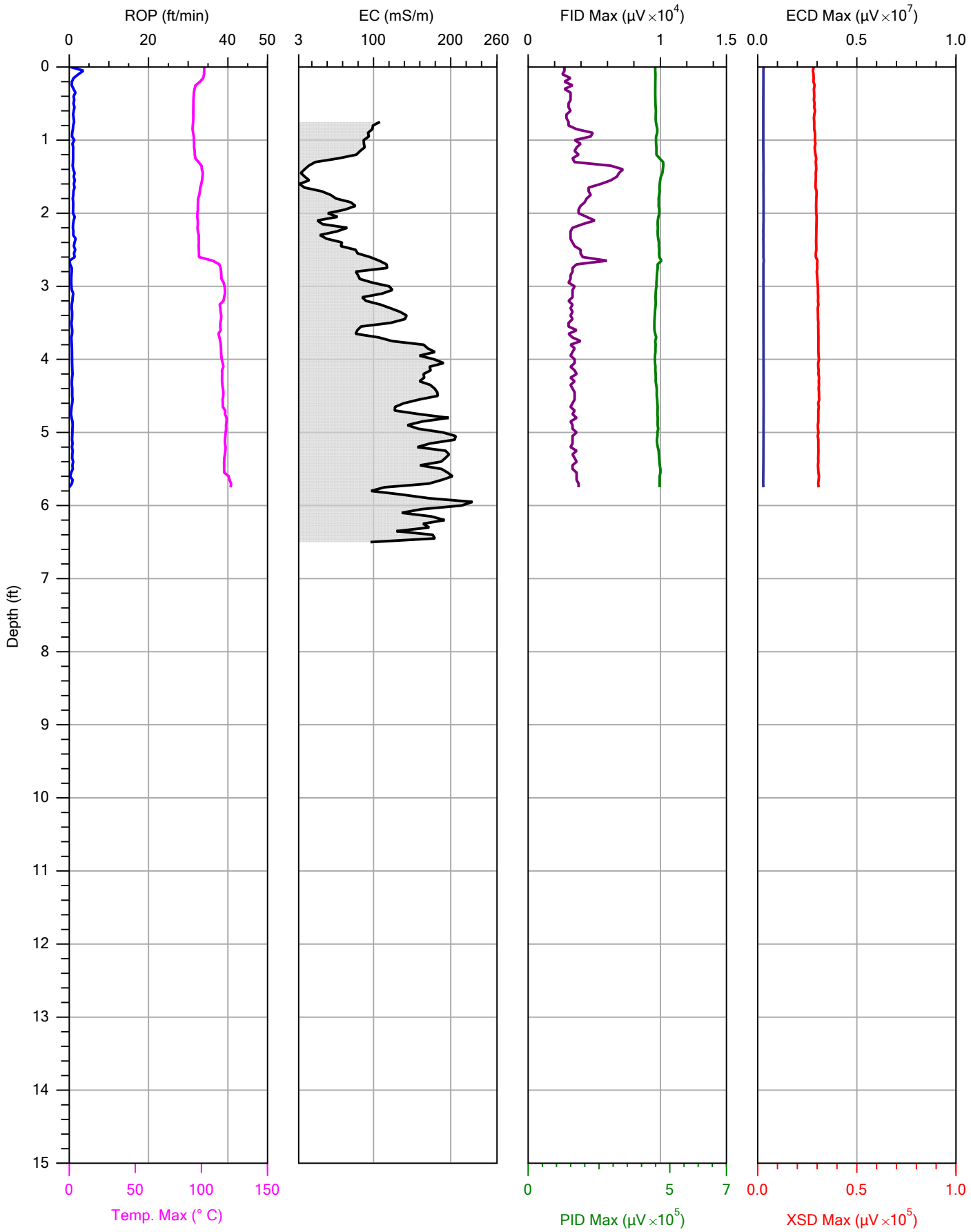

CASCADE
DRILLING | TECHNICAL SERVICES

		File: EEM-09.MHP
Company: Cascade	Operator: Horrell/Park	Date: 1/22/2017
Project ID: 304171002	Client: Tetratech	Location:

Membrane Interface Probe Data Plots – High Range Scales

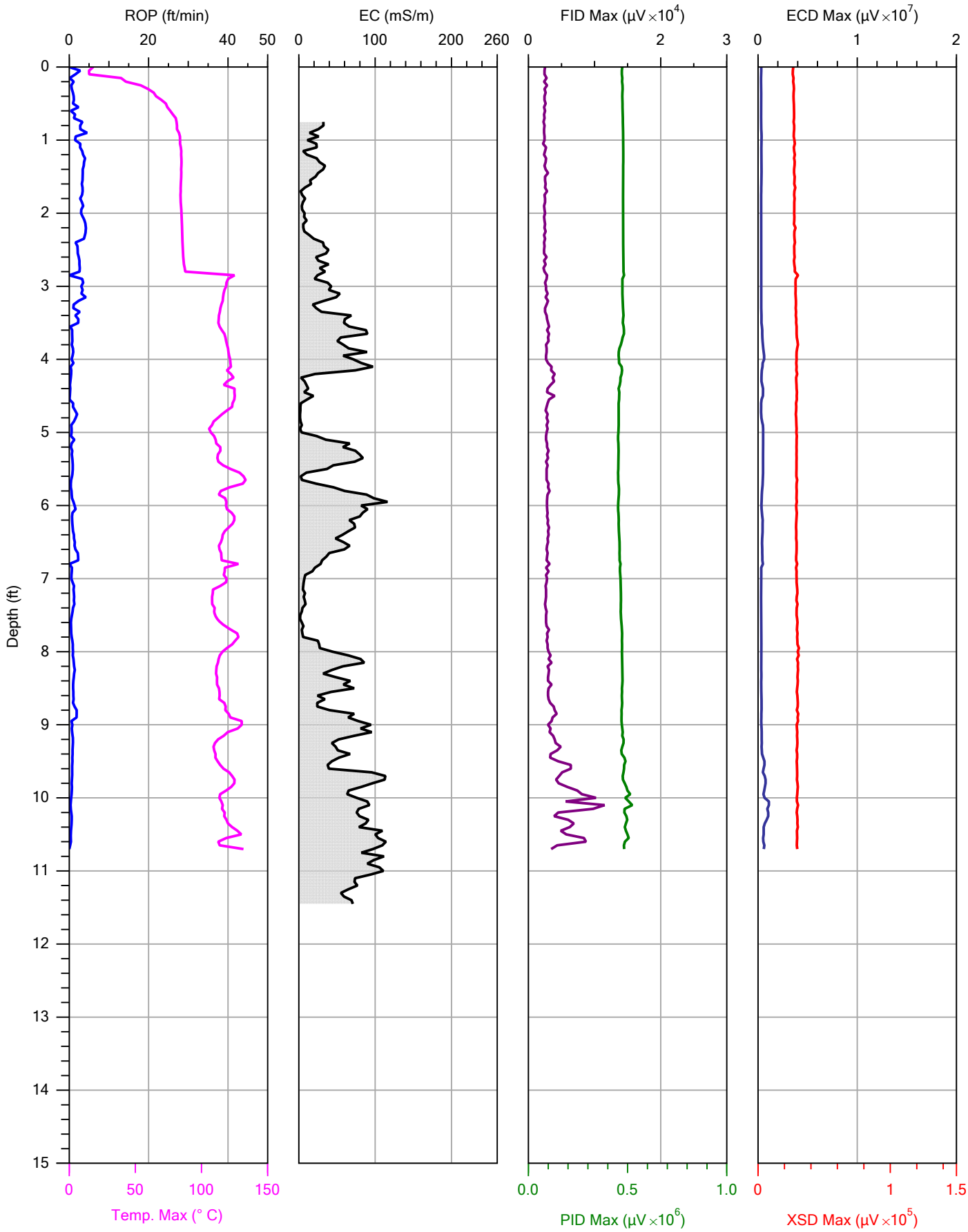

CASCADE
DRILLING | TECHNICAL SERVICES

		File: DCM-03.MHP
Company: Cascade	Operator: Horrell/Park	Date: 1/20/2017
Project ID: 304171002	Client: Tetratech	Location:

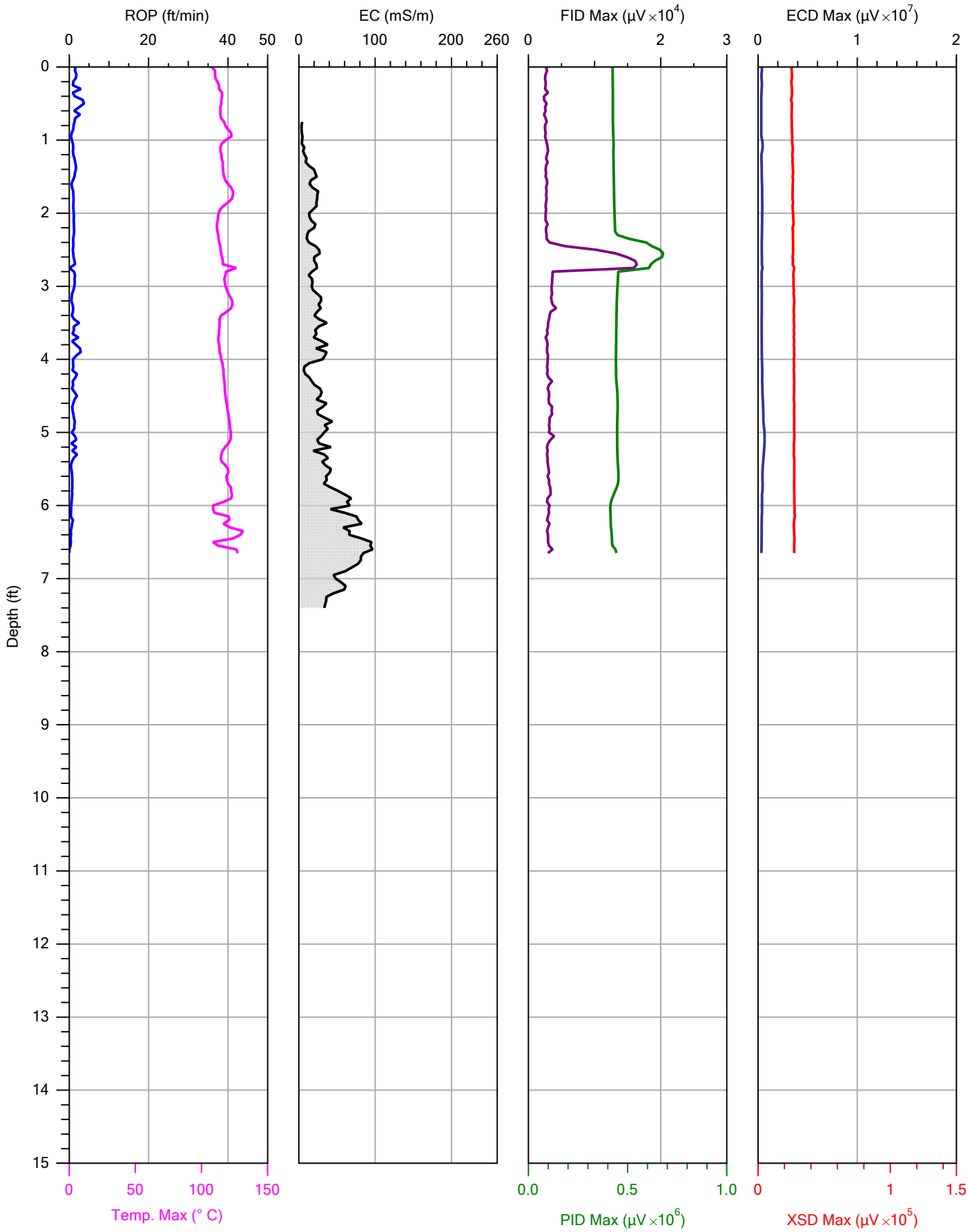

CASCADE
DRILLING | TECHNICAL SERVICES

		File: DCM-04.MHP
Company: Cascade	Operator: Horrell/Park	Date: 1/20/2017
Project ID: 304171002	Client: Tetratech	Location:

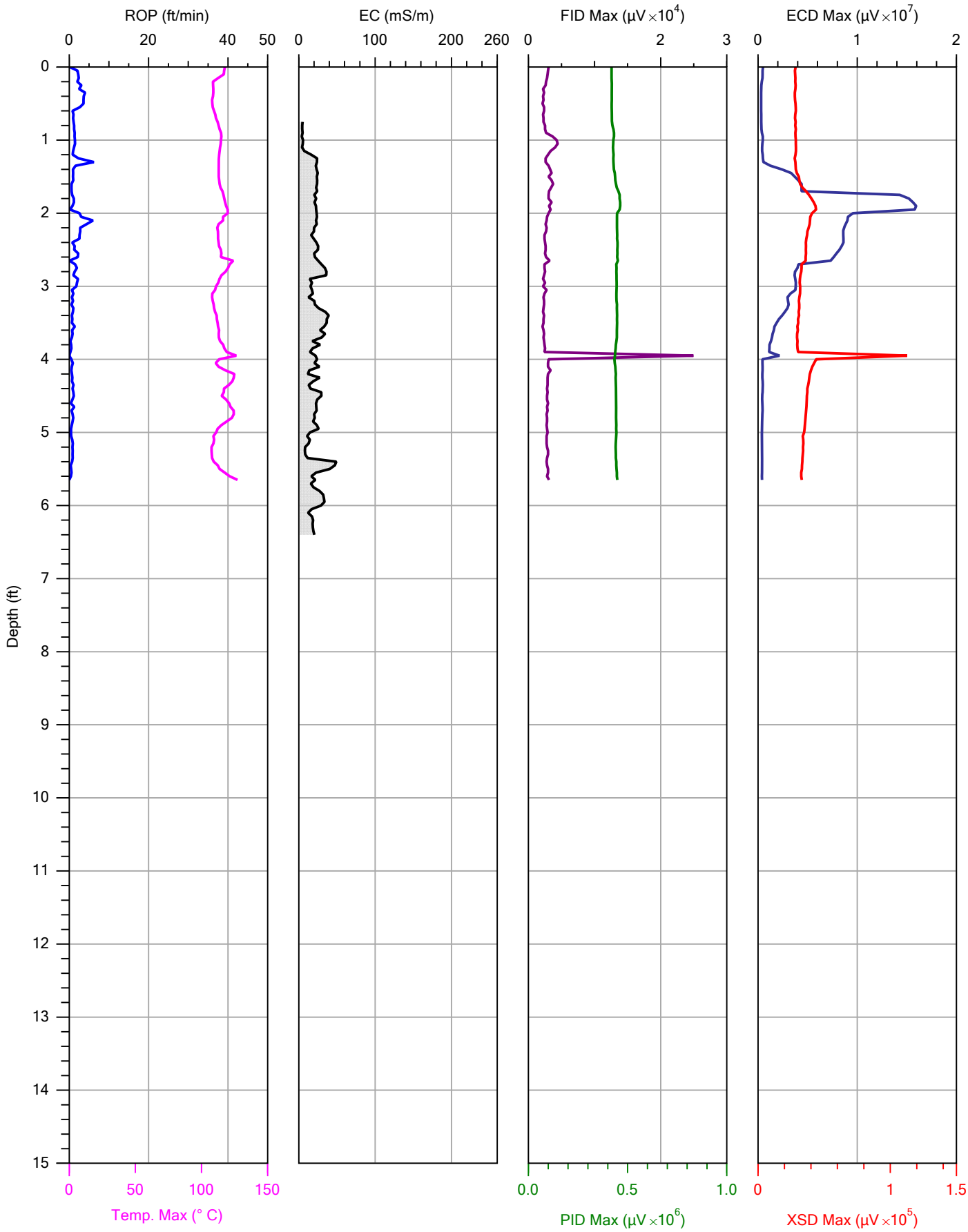

CASCADE
DRILLING | TECHNICAL SERVICES

		File: DCM-05.MHP
Company: Cascade	Operator: Horrell/Park	Date: 1/20/2017
Project ID: 304171002	Client: Tetratech	Location:

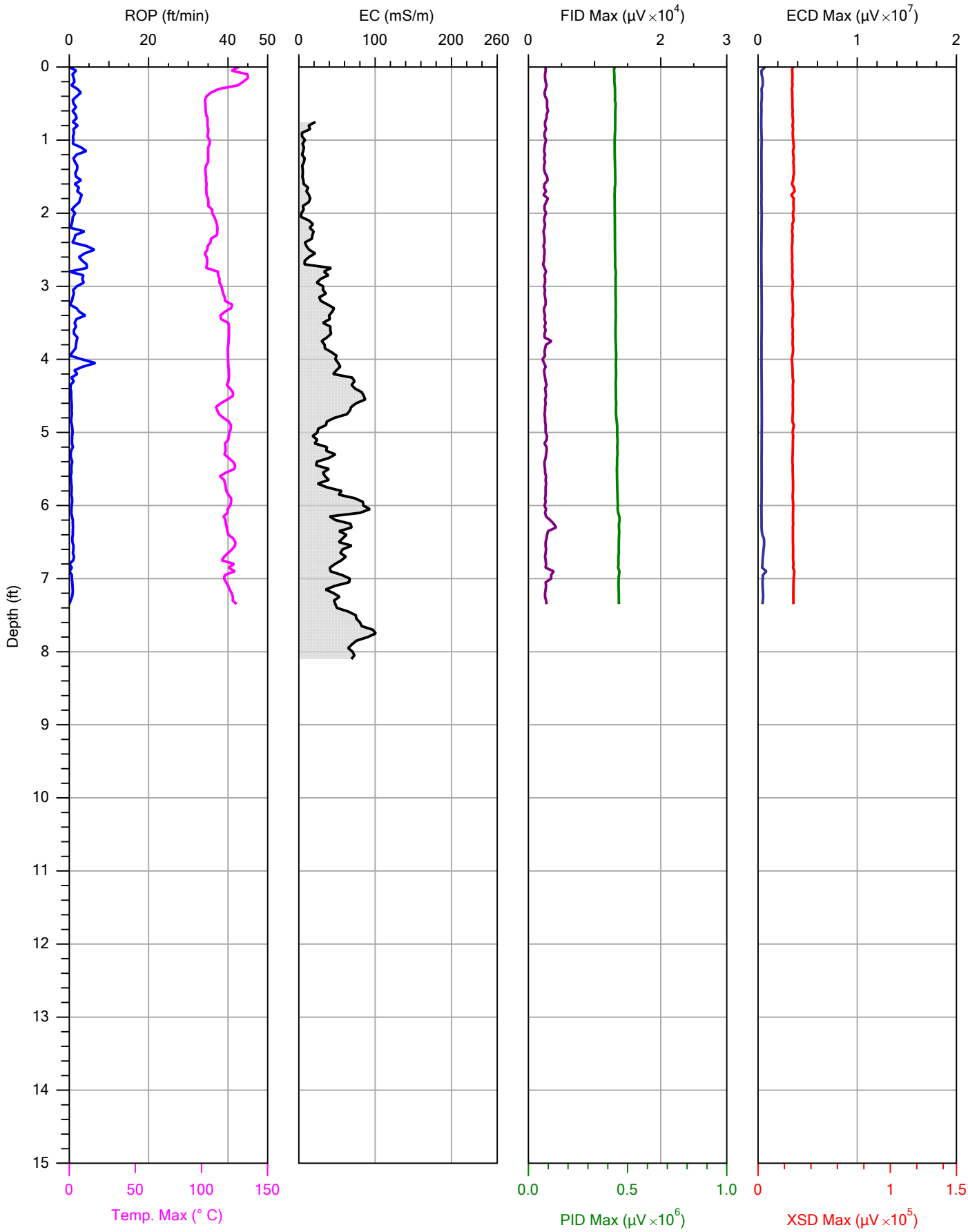

CASCADE
DRILLING | TECHNICAL SERVICES

		File: DCM-06.MHP
Company: Cascade	Operator: Horrell/Park	Date: 1/20/2017
Project ID: 304171002	Client: Tetratech	Location:

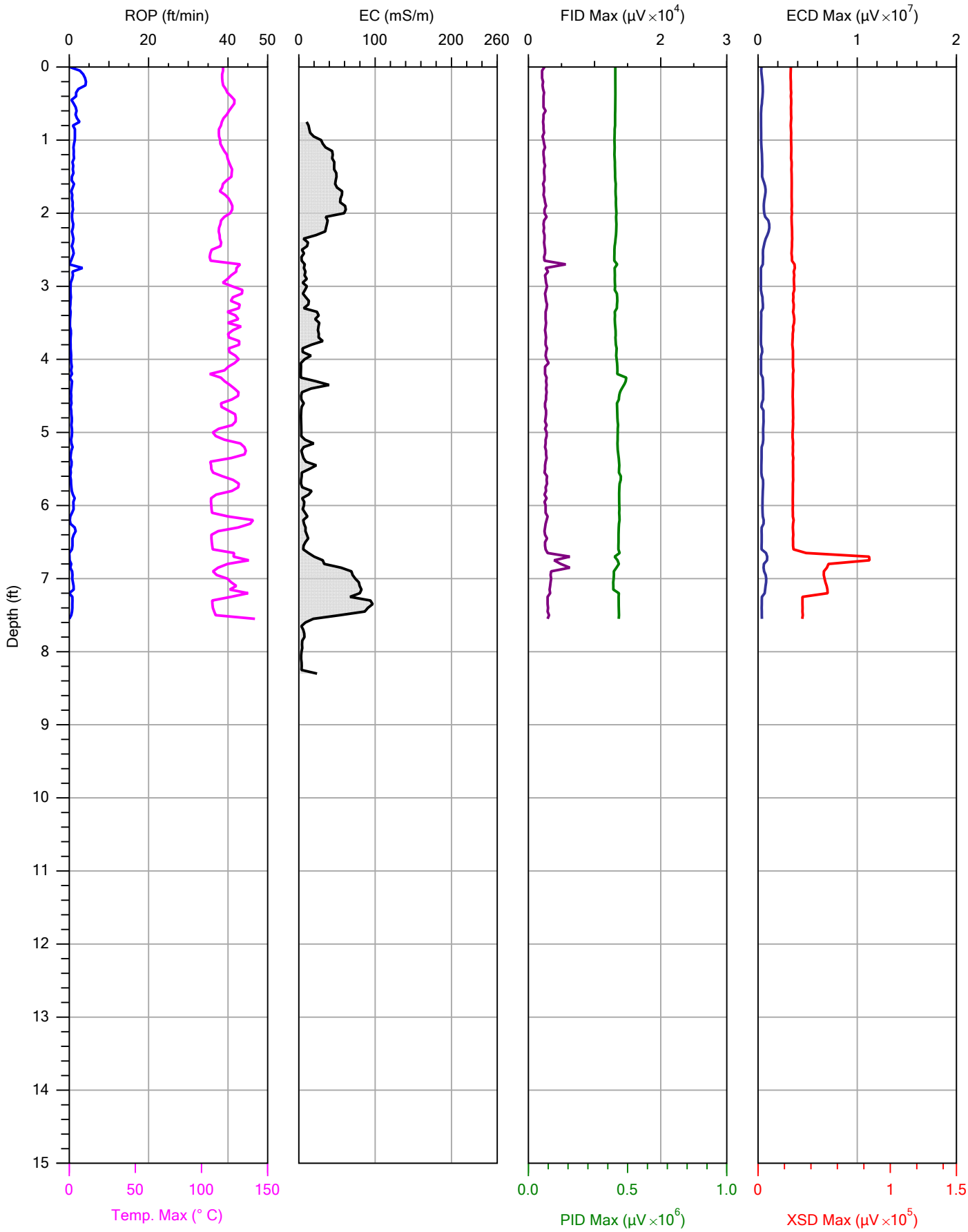

CASCADE
DRILLING | TECHNICAL SERVICES

		File: DCM-02.MHP
Company: Cascade	Operator: Horrell/Park	Date: 1/20/2017
Project ID: 304171002	Client: Tetratech	Location:

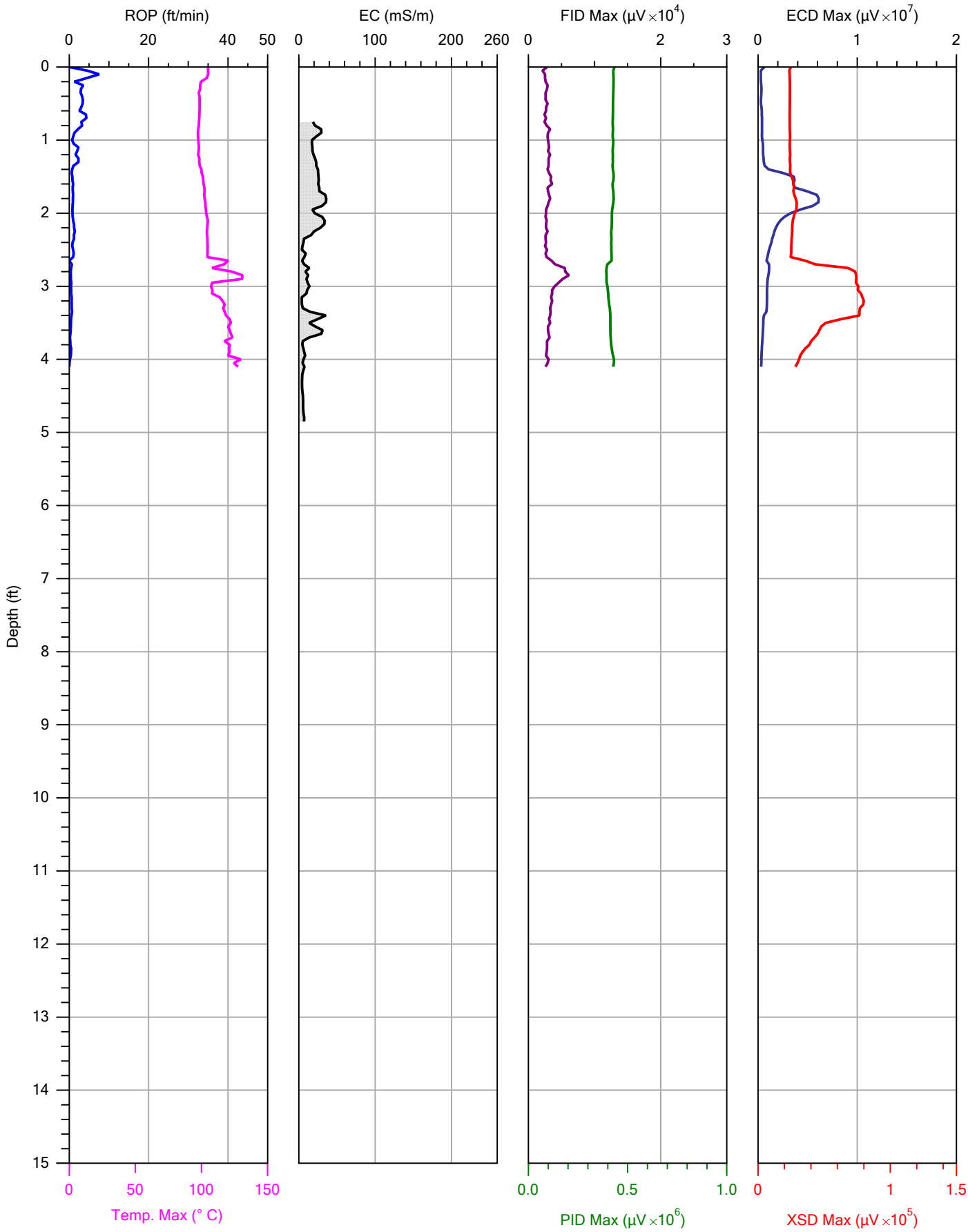

CASCADE
DRILLING | TECHNICAL SERVICES

		File: DCM-01.MHP
Company: Cascade	Operator: Horrell/Park	Date: 1/20/2017
Project ID: 304171002	Client: Tetratech	Location:

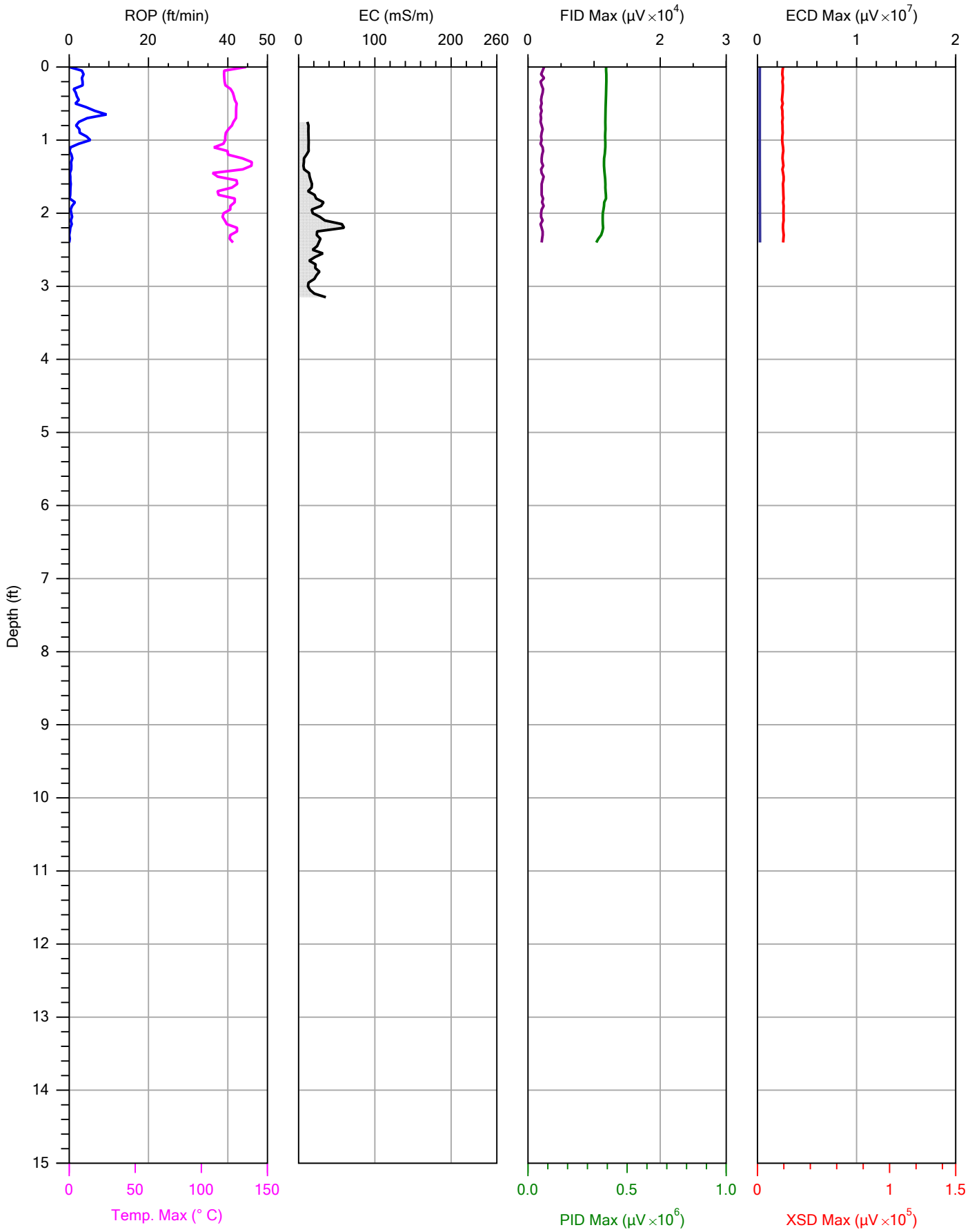

CASCADE
DRILLING | TECHNICAL SERVICES

		File: EEM-01.MHP
Company: Cascade	Operator: Horrell/Park	Date: 1/21/2017
Project ID: 304171002	Client: Tetratech	Location:

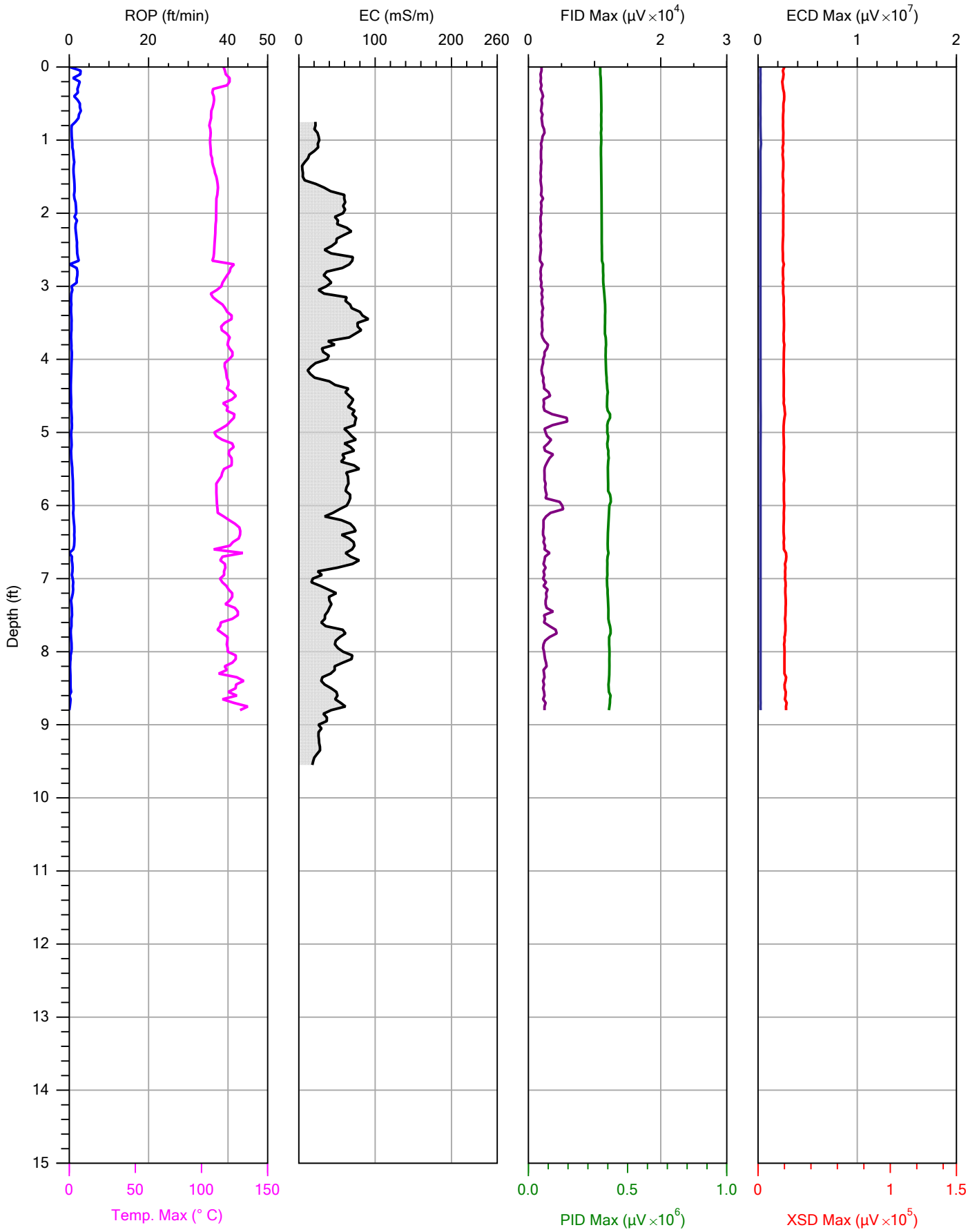

CASCADE
DRILLING | TECHNICAL SERVICES

		File: EEM-05.MHP
Company: Cascade	Operator: Horrell/Park	Date: 1/21/2017
Project ID: 304171002	Client: Tetratech	Location:

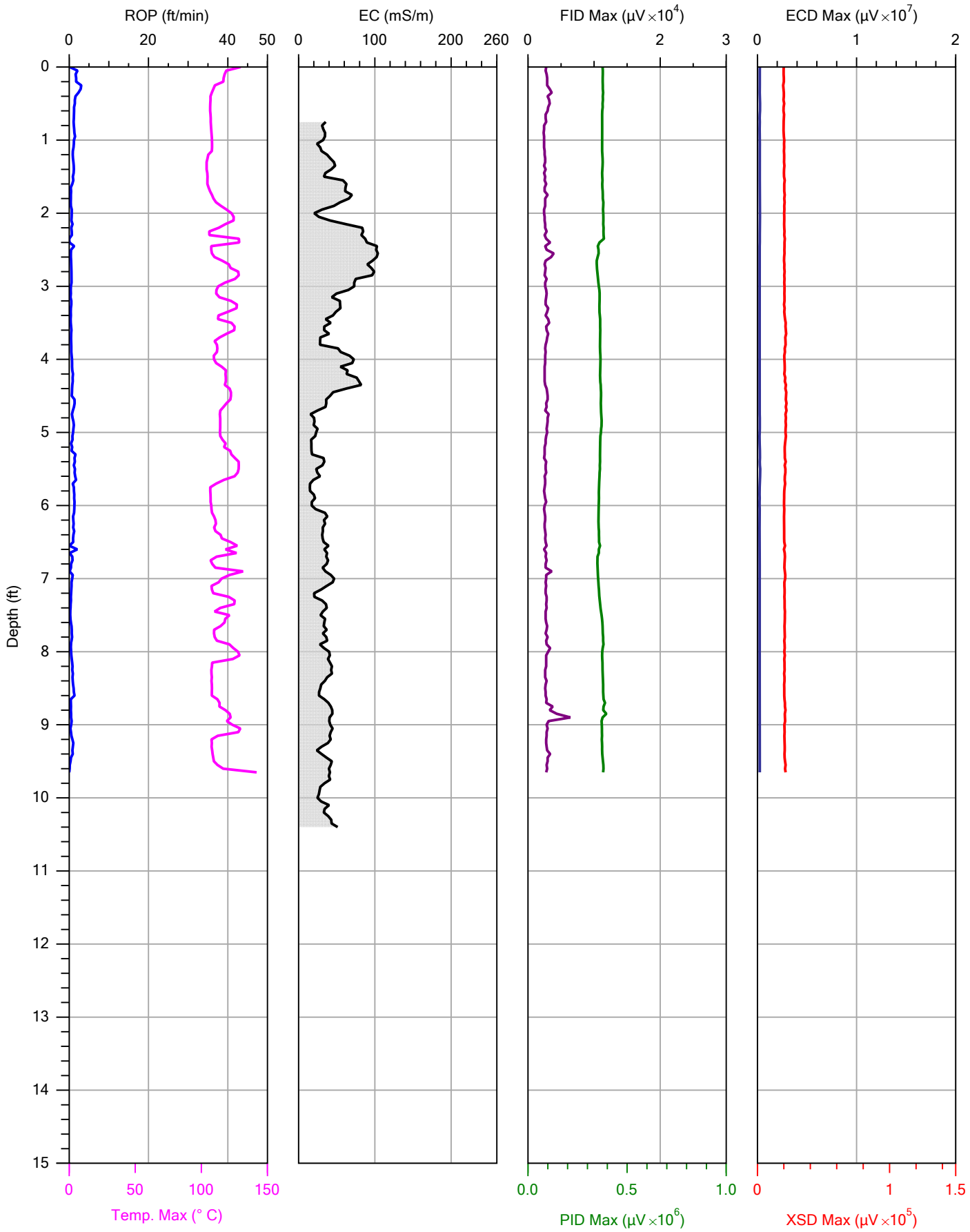

CASCADE
DRILLING | TECHNICAL SERVICES

		File: EEM-06.MHP
Company: Cascade	Operator: Horrell/Park	Date: 1/21/2017
Project ID: 304171002	Client: Tetratech	Location:

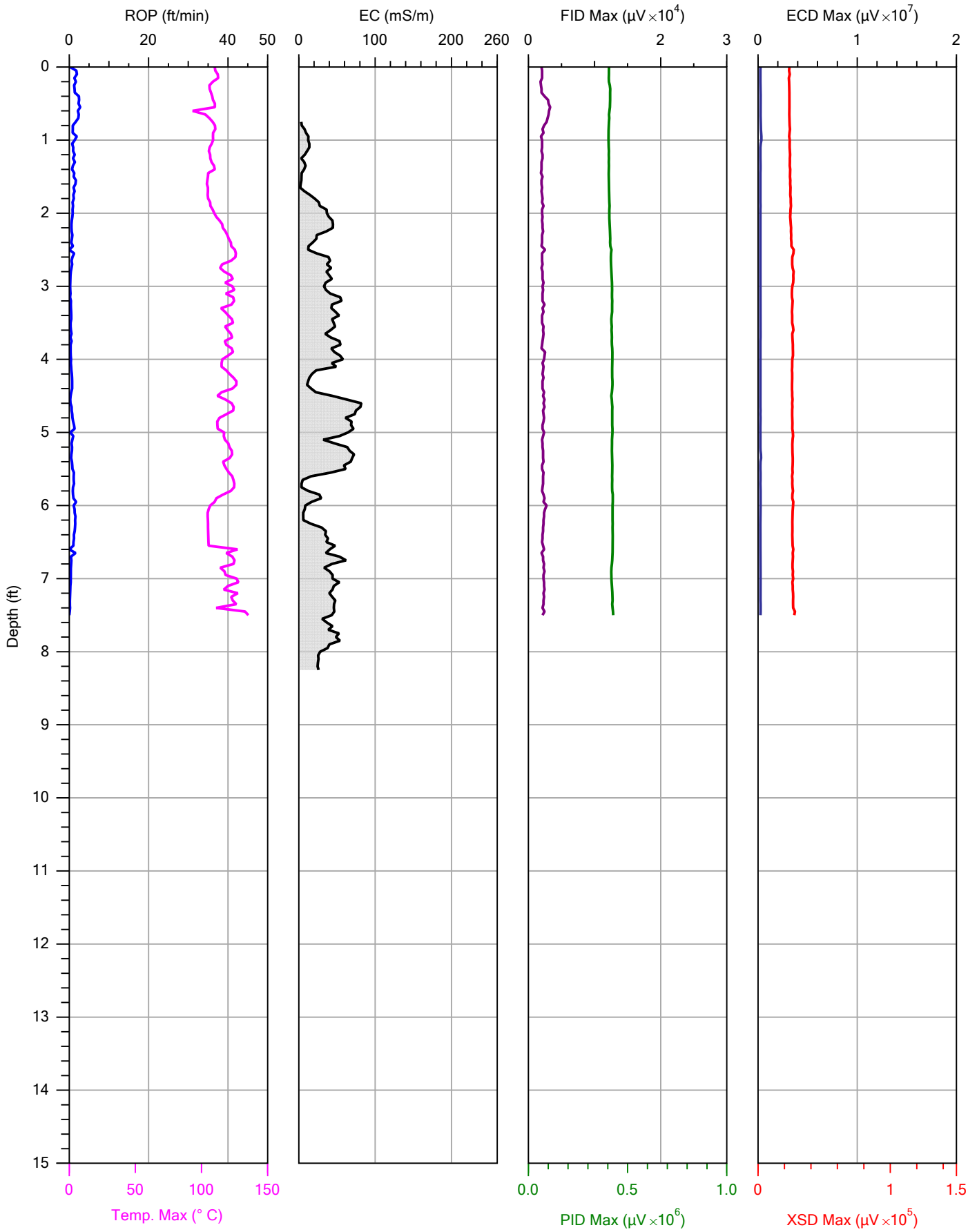

CASCADE
DRILLING | TECHNICAL SERVICES

		File: EEM-02.MHP
Company: Cascade	Operator: Horrell/Park	Date: 1/21/2017
Project ID: 304171002	Client: Tetratech	Location:

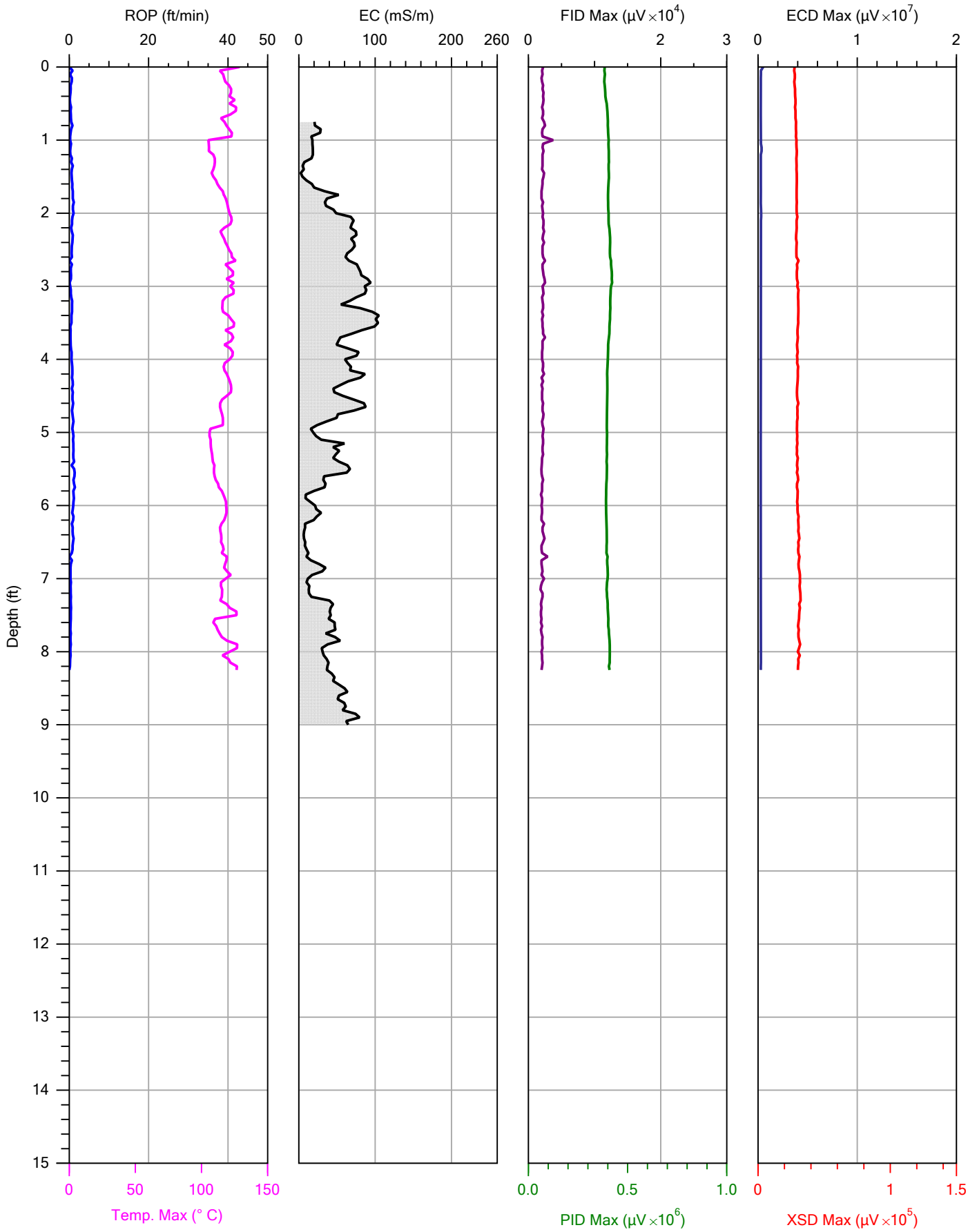

CASCADE
DRILLING | TECHNICAL SERVICES

		File: EEM-07.MHP
Company: Cascade	Operator: Horrell/Park	Date: 1/21/2017
Project ID: 304171002	Client: Tetratech	Location:

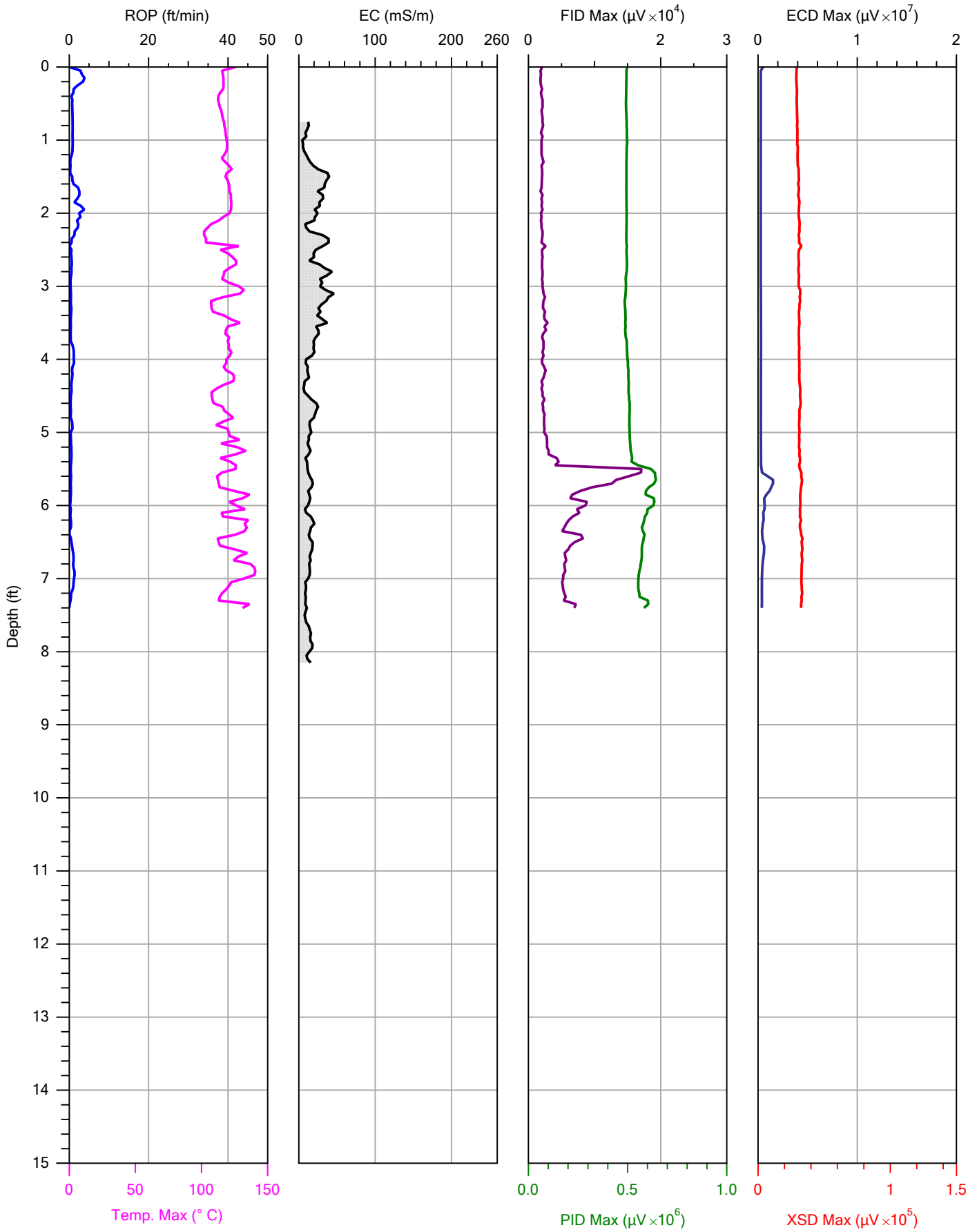

CASCADE
DRILLING | TECHNICAL SERVICES

		File: EEM-03.MHP
Company: Cascade	Operator: Horrell/Park	Date: 1/21/2017
Project ID: 304171002	Client: Tetratech	Location:

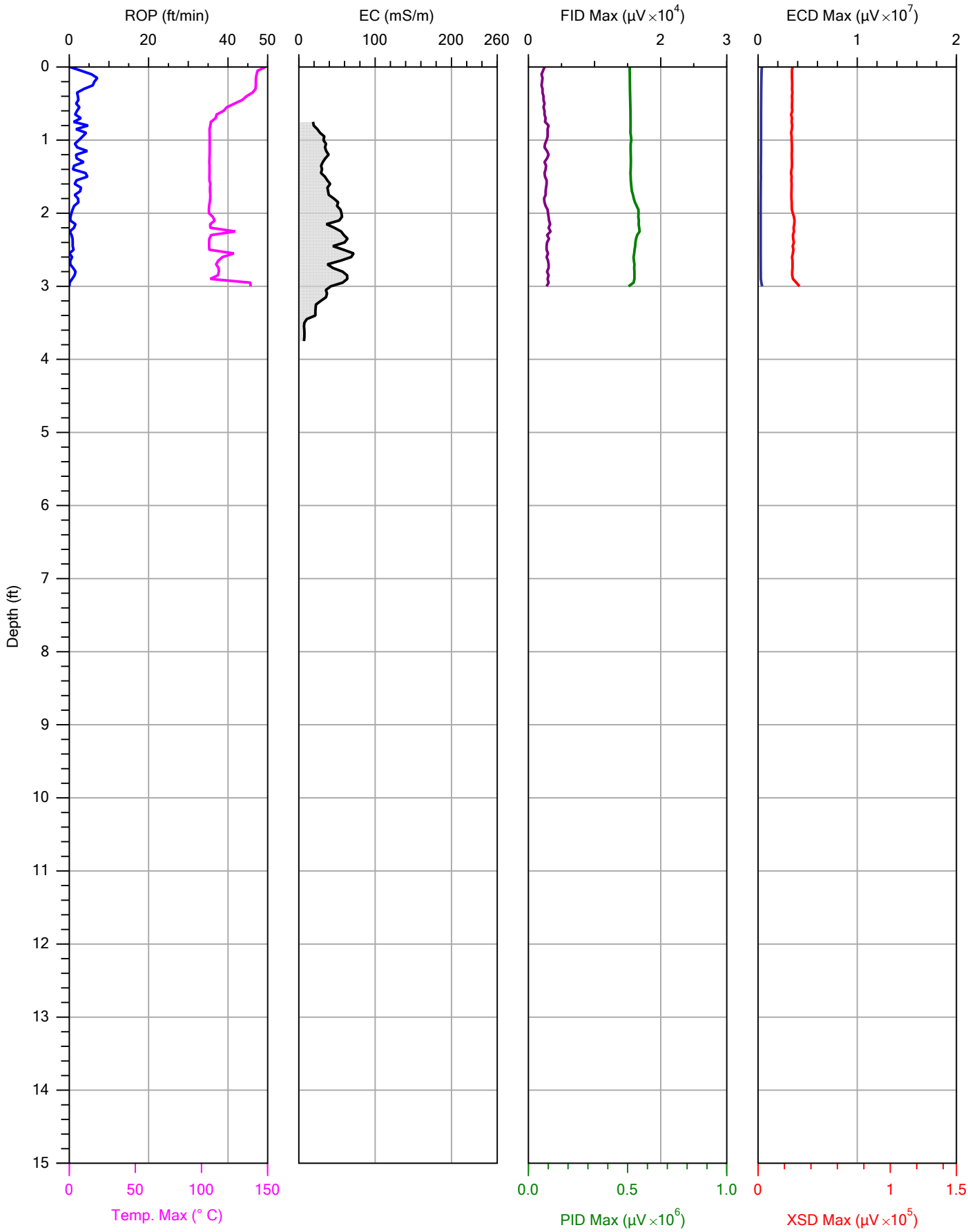

CASCADE
DRILLING | TECHNICAL SERVICES

		File: EEM-08.MHP
Company: Cascade	Operator: Horrell/Park	Date: 1/21/2017
Project ID: 304171002	Client: Tetratech	Location:

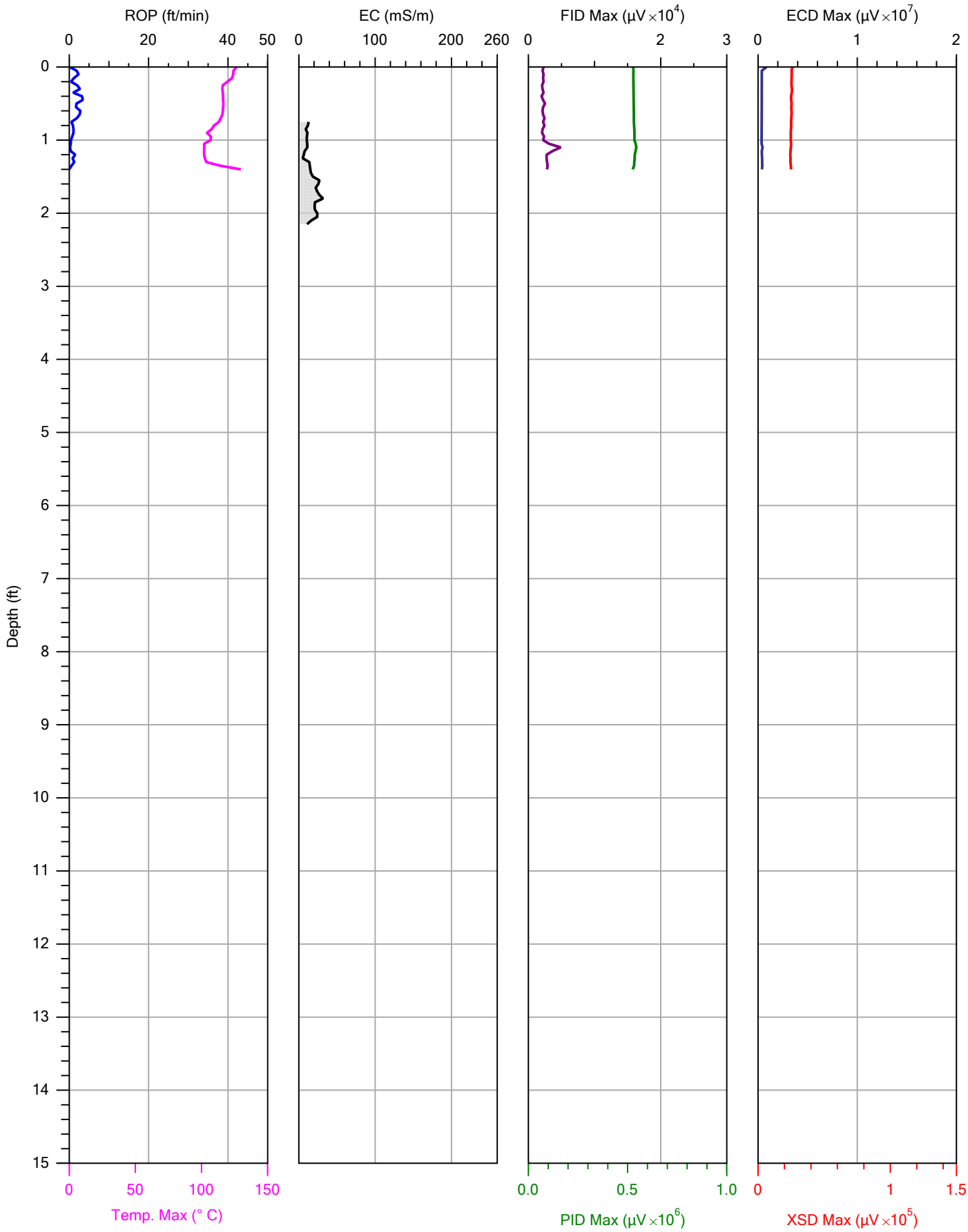

CASCADE
DRILLING | TECHNICAL SERVICES

		File: EEM-04.MHP
Company: Cascade	Operator: Horrell/Park	Date: 1/21/2017
Project ID: 304171002	Client: Tetratech	Location:

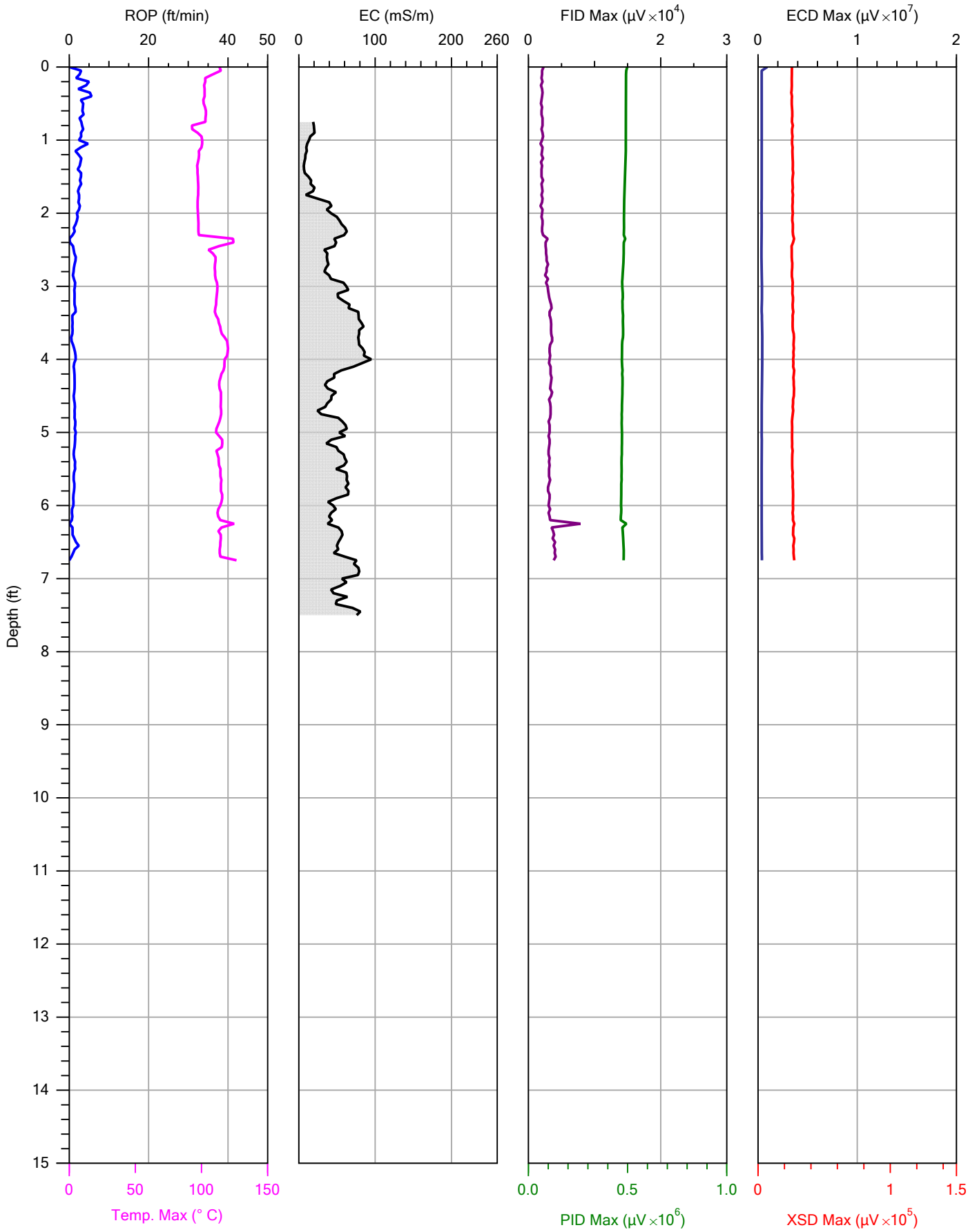

CASCADE
DRILLING | TECHNICAL SERVICES

		File: EEM-04B.MHP
Company: Cascade	Operator: Horrell/Park	Date: 1/21/2017
Project ID: 304171002	Client: Tetratech	Location:

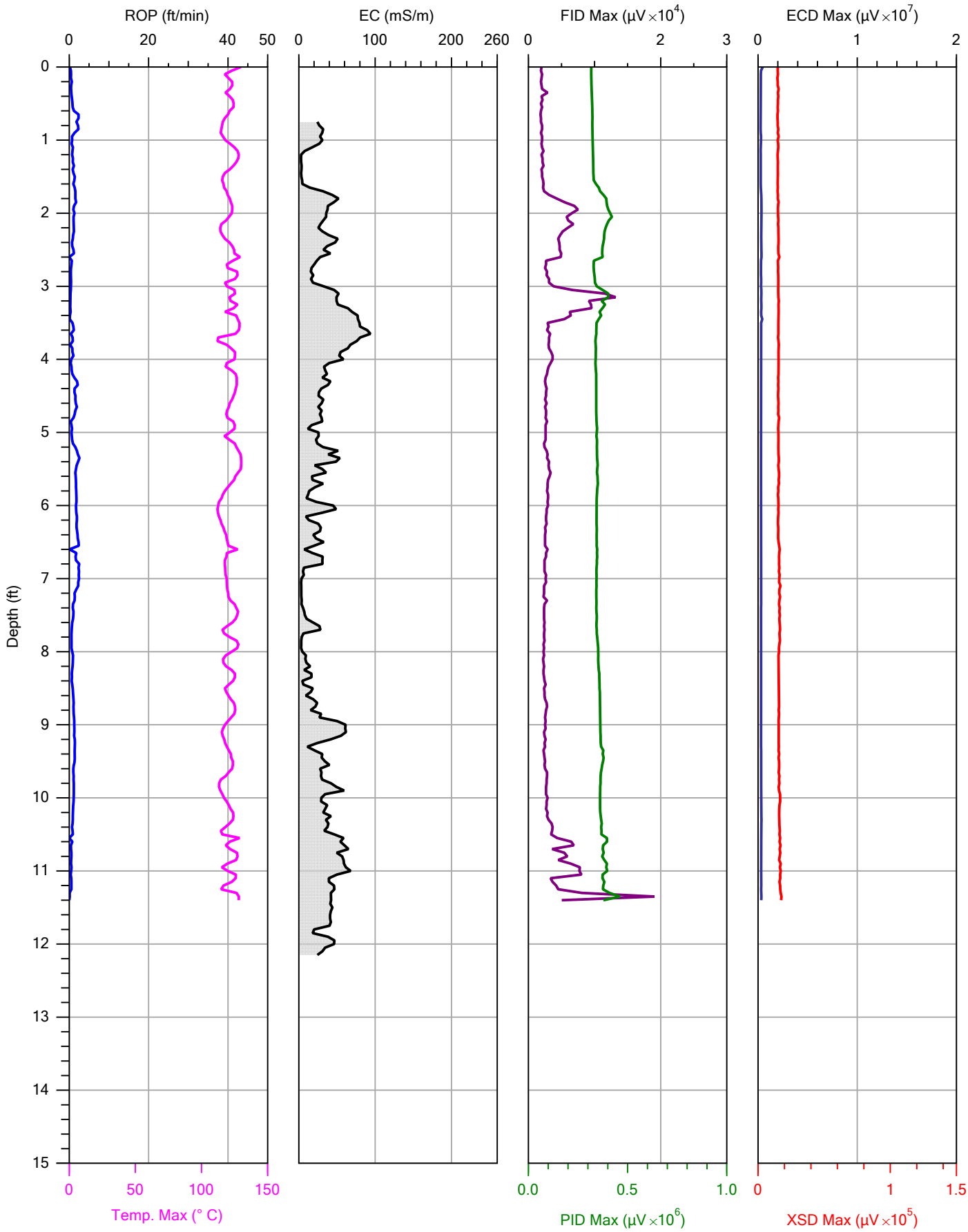

CASCADE
DRILLING | TECHNICAL SERVICES

		File: EEM-08B.MHP
Company: Cascade	Operator: Horrell/Park	Date: 1/22/2017
Project ID: 304171002	Client: Tetratech	Location:

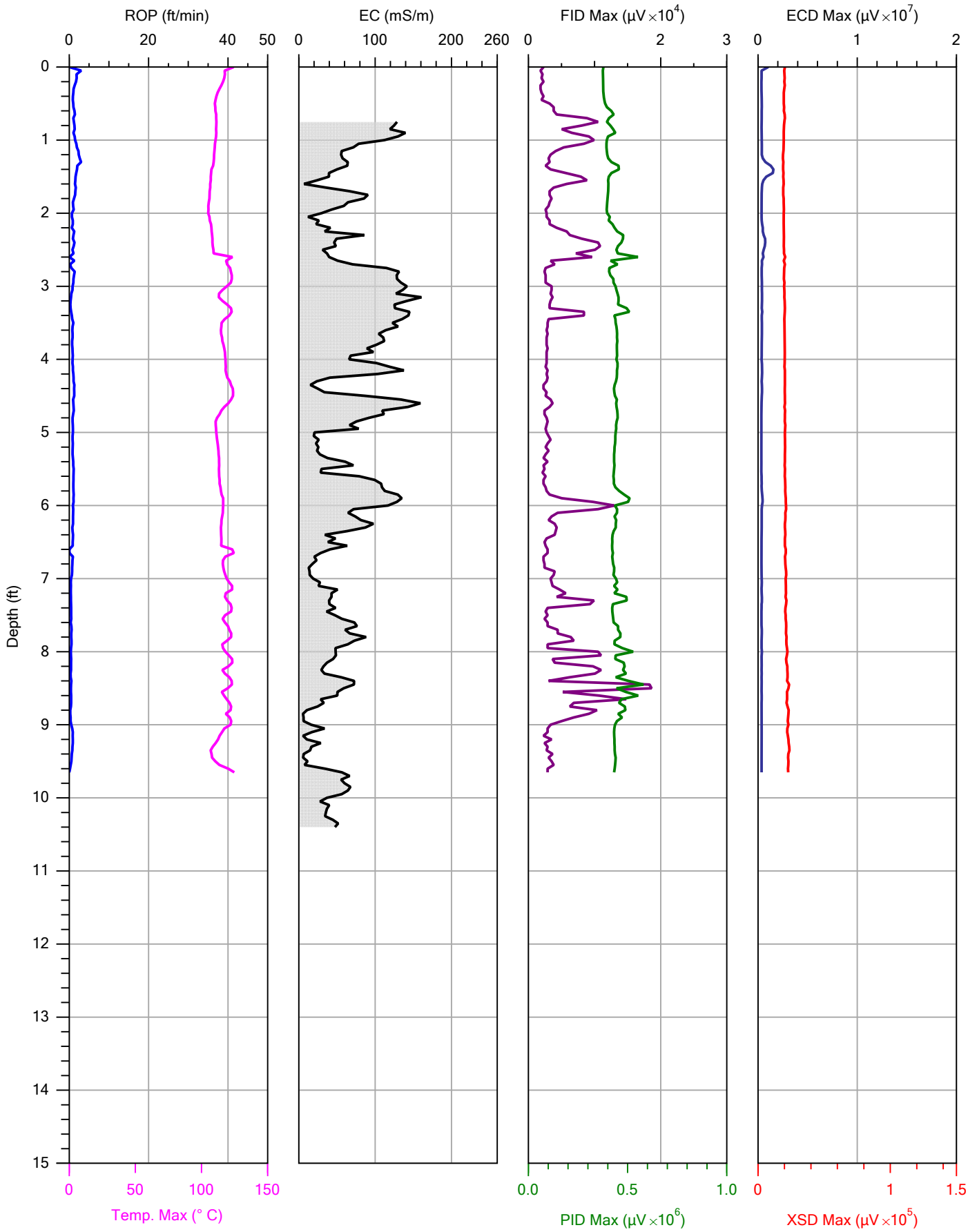

CASCADE
DRILLING | TECHNICAL SERVICES

		File: EEM-12.MHP
Company: Cascade	Operator: Horrell/Park	Date: 1/22/2017
Project ID: 304171002	Client: Tetratech	Location:

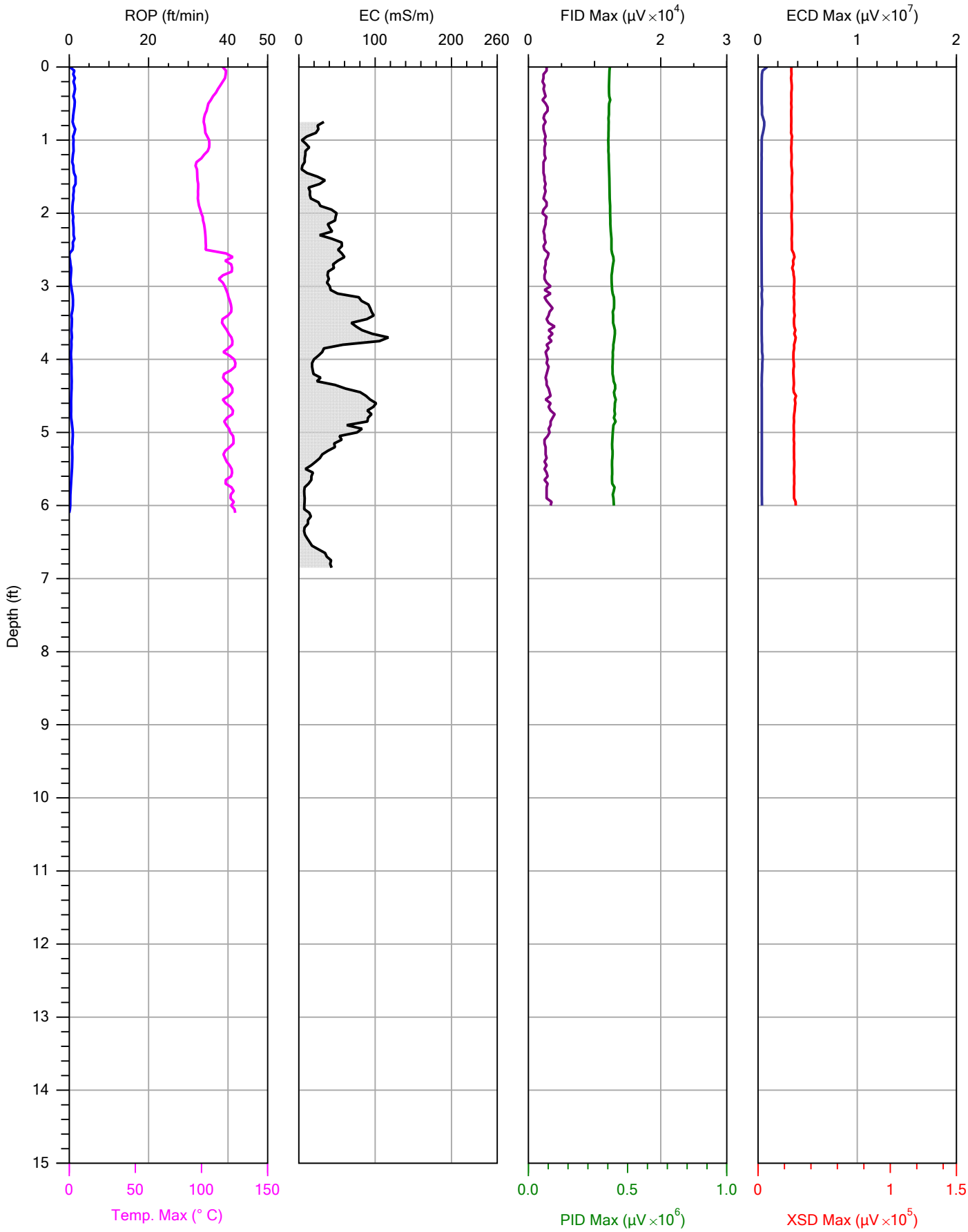

CASCADE
DRILLING | TECHNICAL SERVICES

		File: EEM-15.MHP
Company: Cascade	Operator: Horrell/Park	Date: 1/22/2017
Project ID: 304171002	Client: Tetratech	Location:

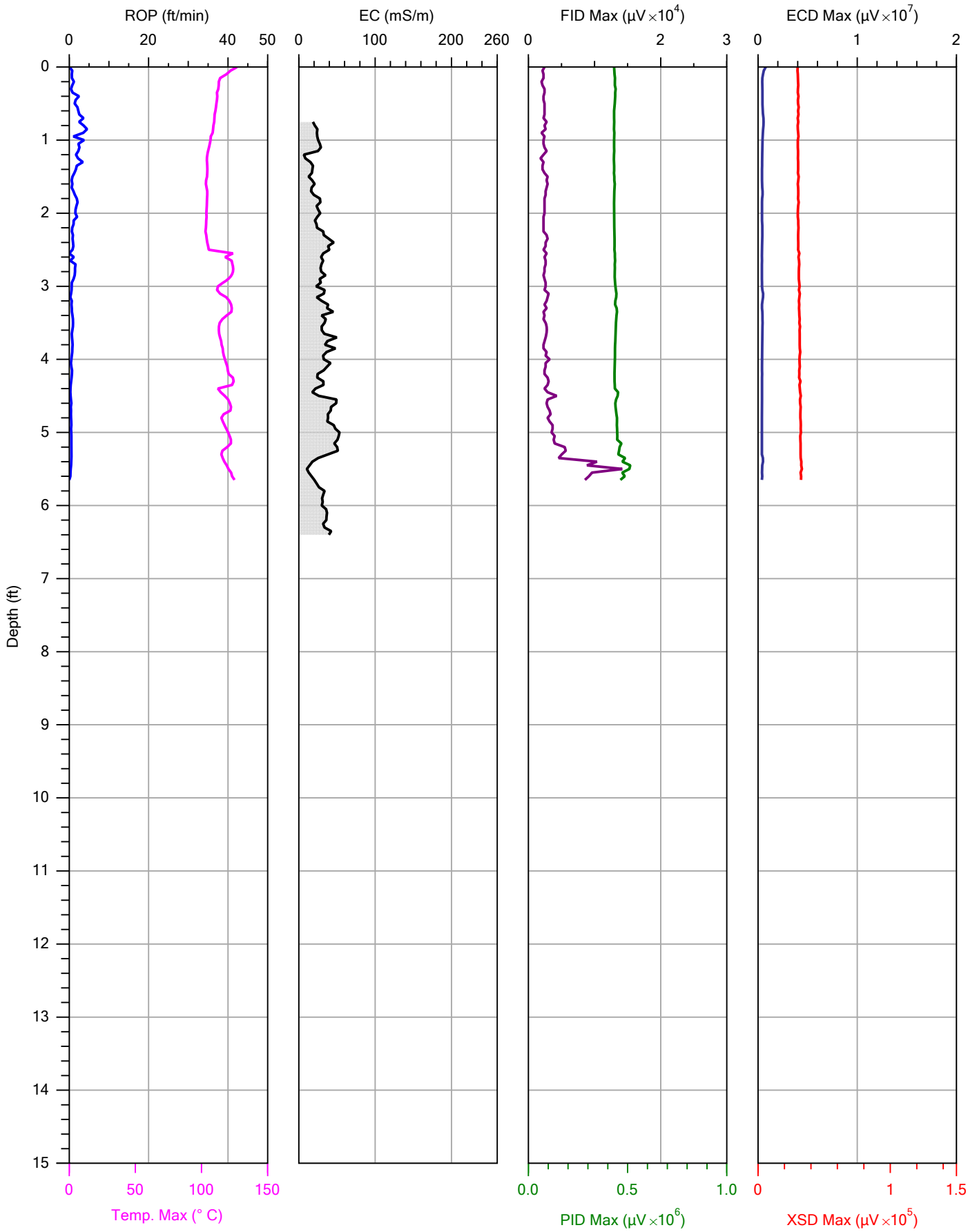

CASCADE
DRILLING | TECHNICAL SERVICES

		File: EEM-13.MHP
Company: Cascade	Operator: Horrell/Park	Date: 1/22/2017
Project ID: 304171002	Client: Tetratech	Location:

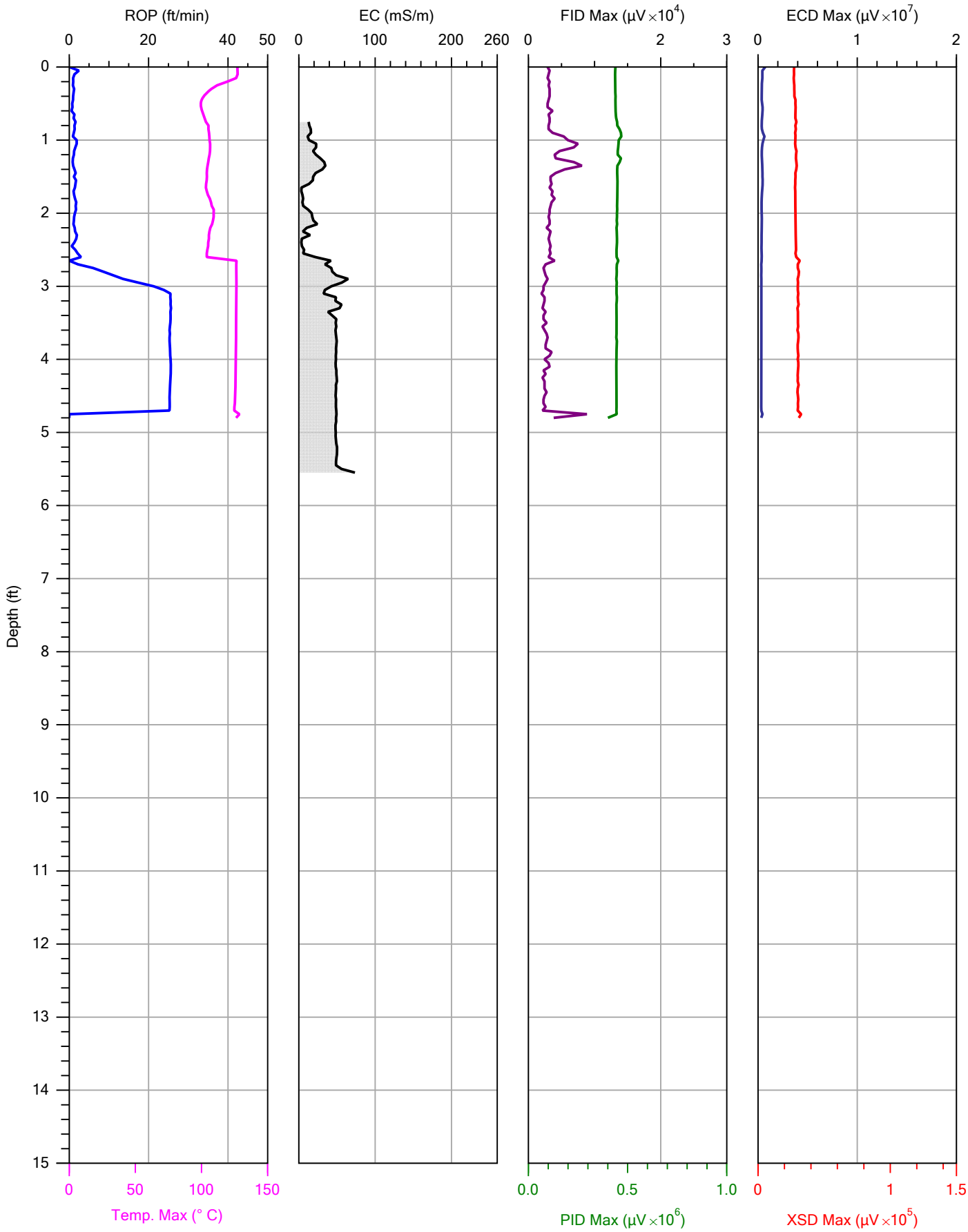

CASCADE
DRILLING | TECHNICAL SERVICES

		File: EEM-19.MHP
Company: Cascade	Operator: Horrell/Park	Date: 1/22/2017
Project ID: 304171002	Client: Tetratech	Location:

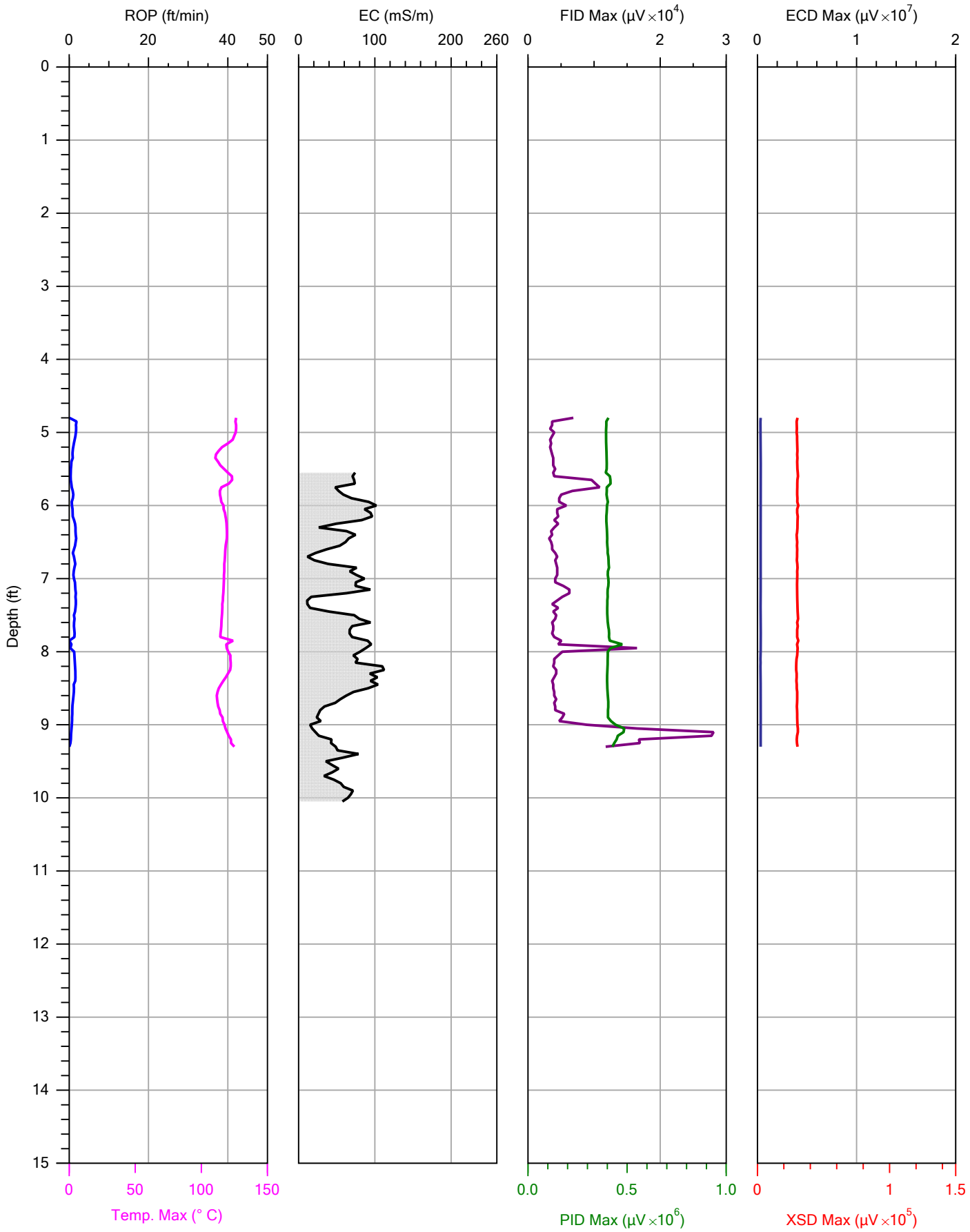

CASCADE
DRILLING | TECHNICAL SERVICES

		File: EEM-19B.MHP
Company: Cascade	Operator: Horrell/Park	Date: 1/22/2017
Project ID: 304171002	Client: Tetratech	Location:

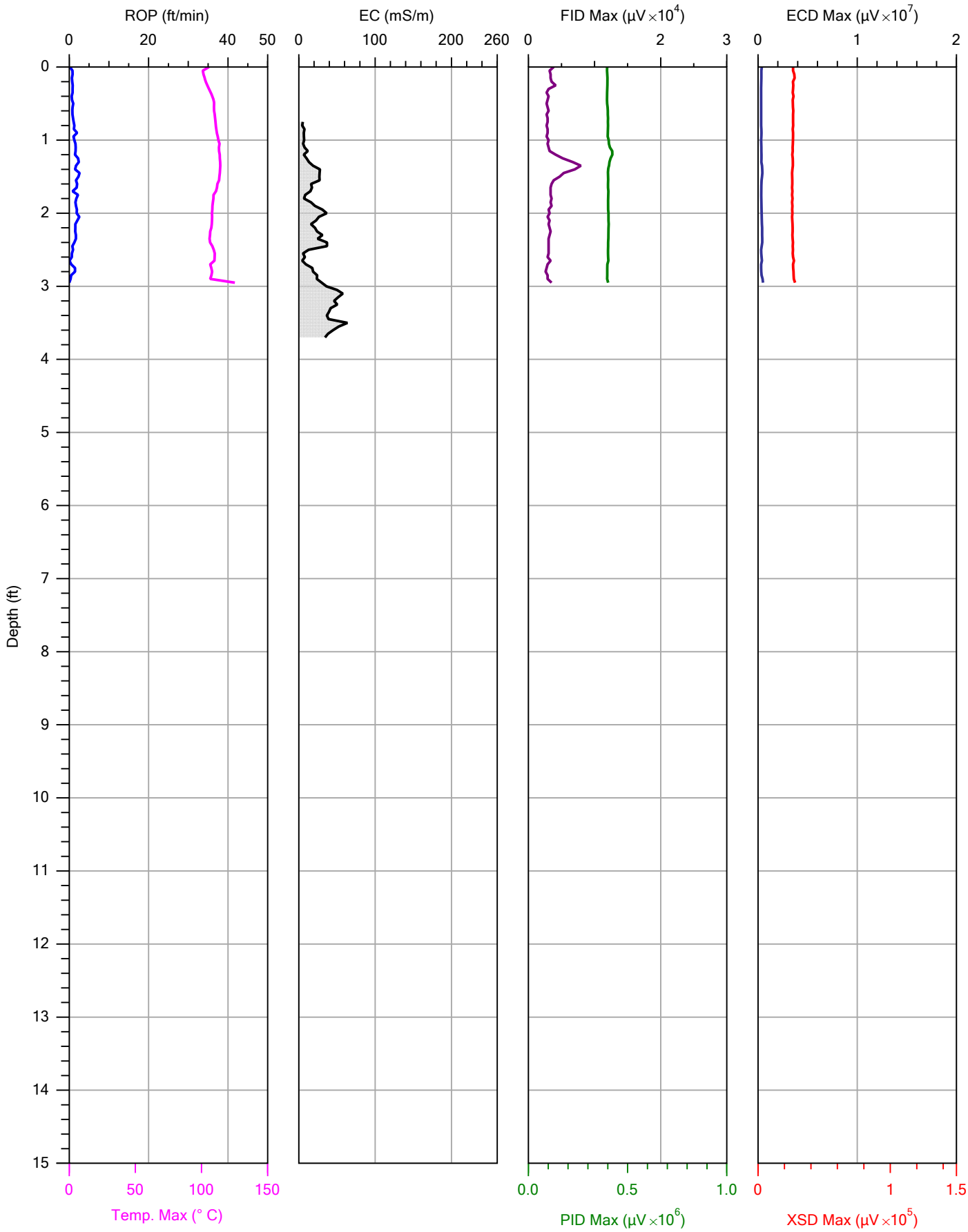

CASCADE
DRILLING | TECHNICAL SERVICES

		File: EEM-20.MHP
Company: Cascade	Operator: Horrell/Park	Date: 1/22/2017
Project ID: 304171002	Client: Tetratech	Location:

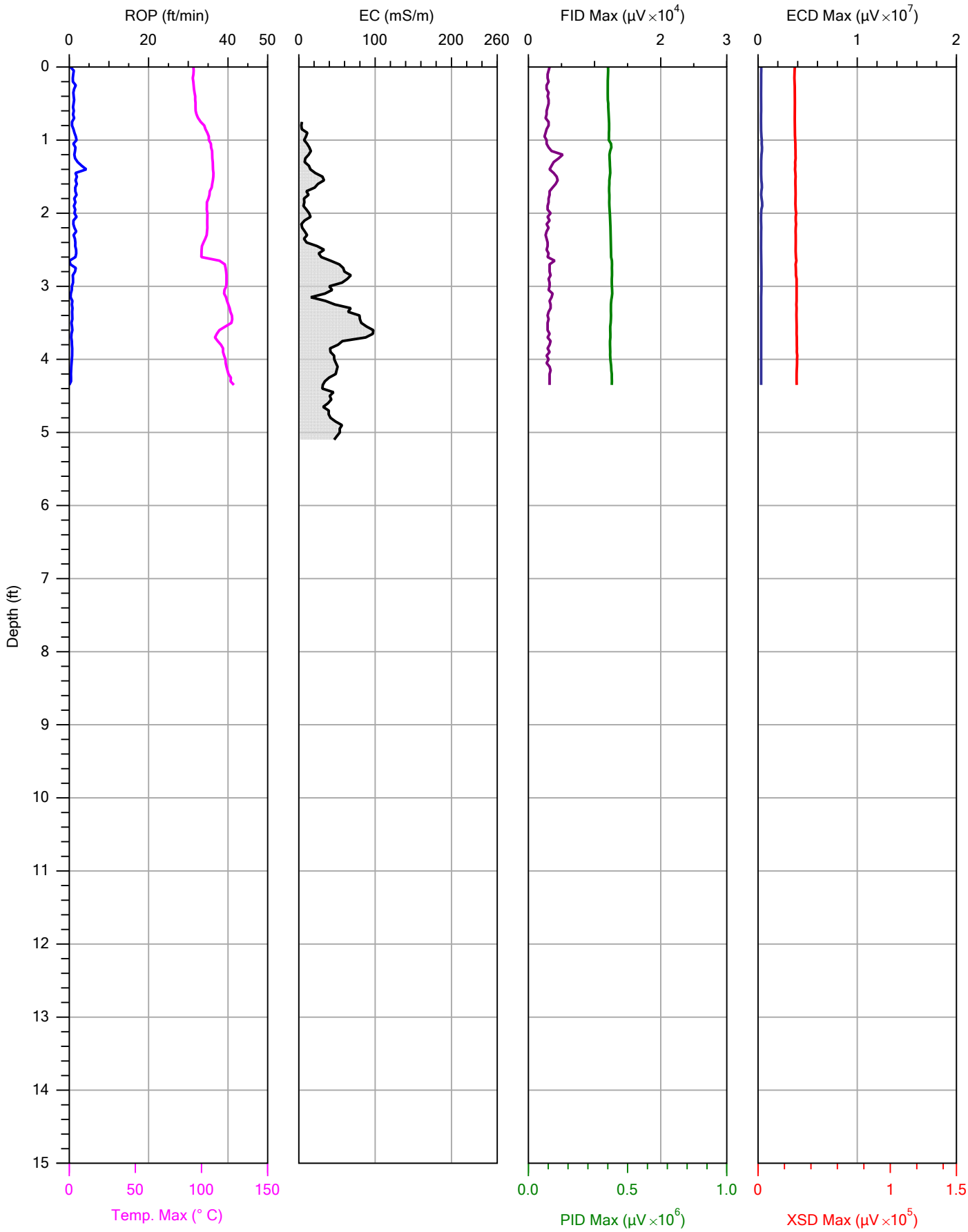

CASCADE
DRILLING | TECHNICAL SERVICES

		File: EEM-20B.MHP
Company: Cascade	Operator: Horrell/Park	Date: 1/22/2017
Project ID: 304171002	Client: Tetratech	Location:

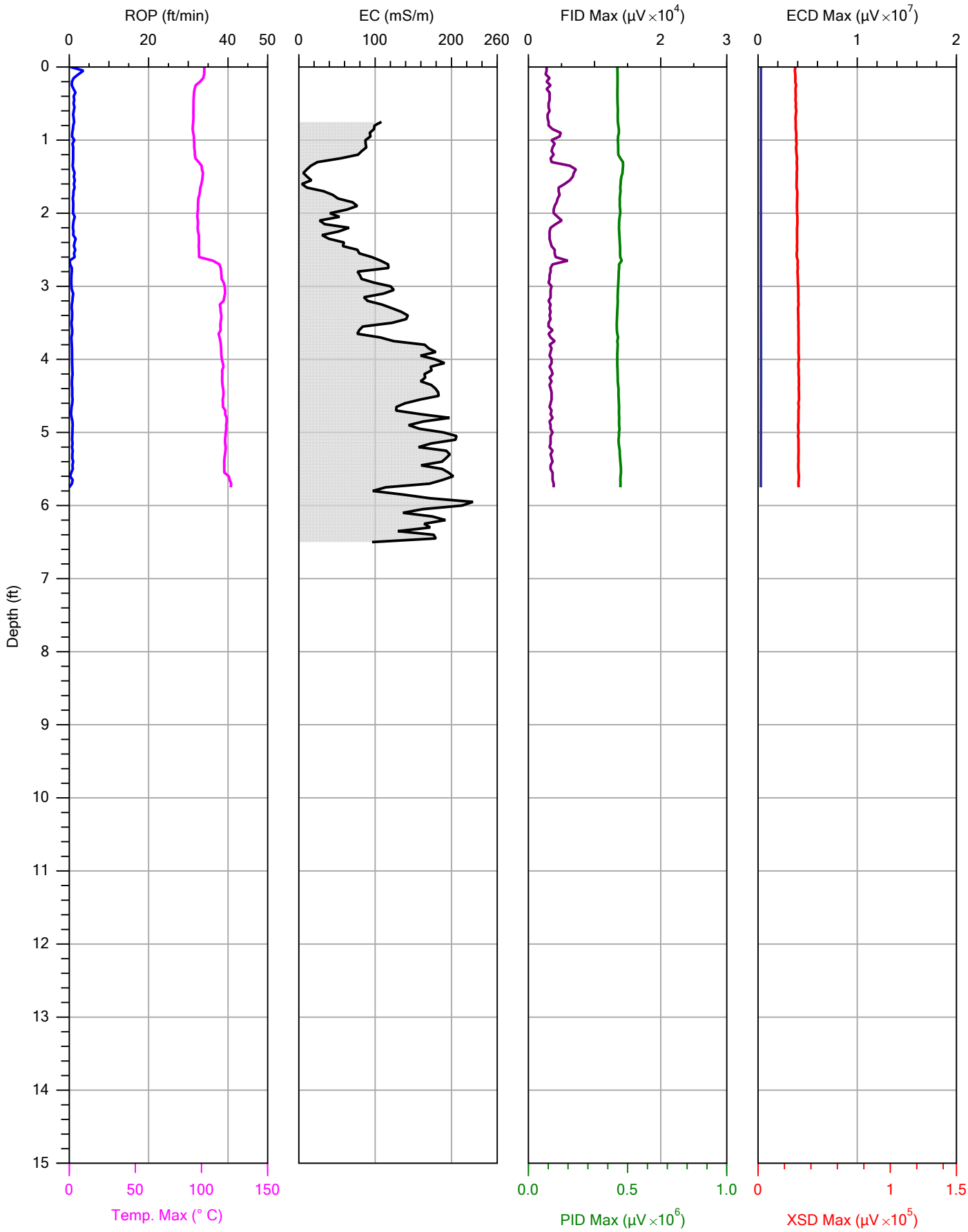

CASCADE
DRILLING | TECHNICAL SERVICES

		File: EEM-09.MHP
Company: Cascade	Operator: Horrell/Park	Date: 1/22/2017
Project ID: 304171002	Client: Tetratech	Location:

Hydraulic Profiling Tool Data Plots

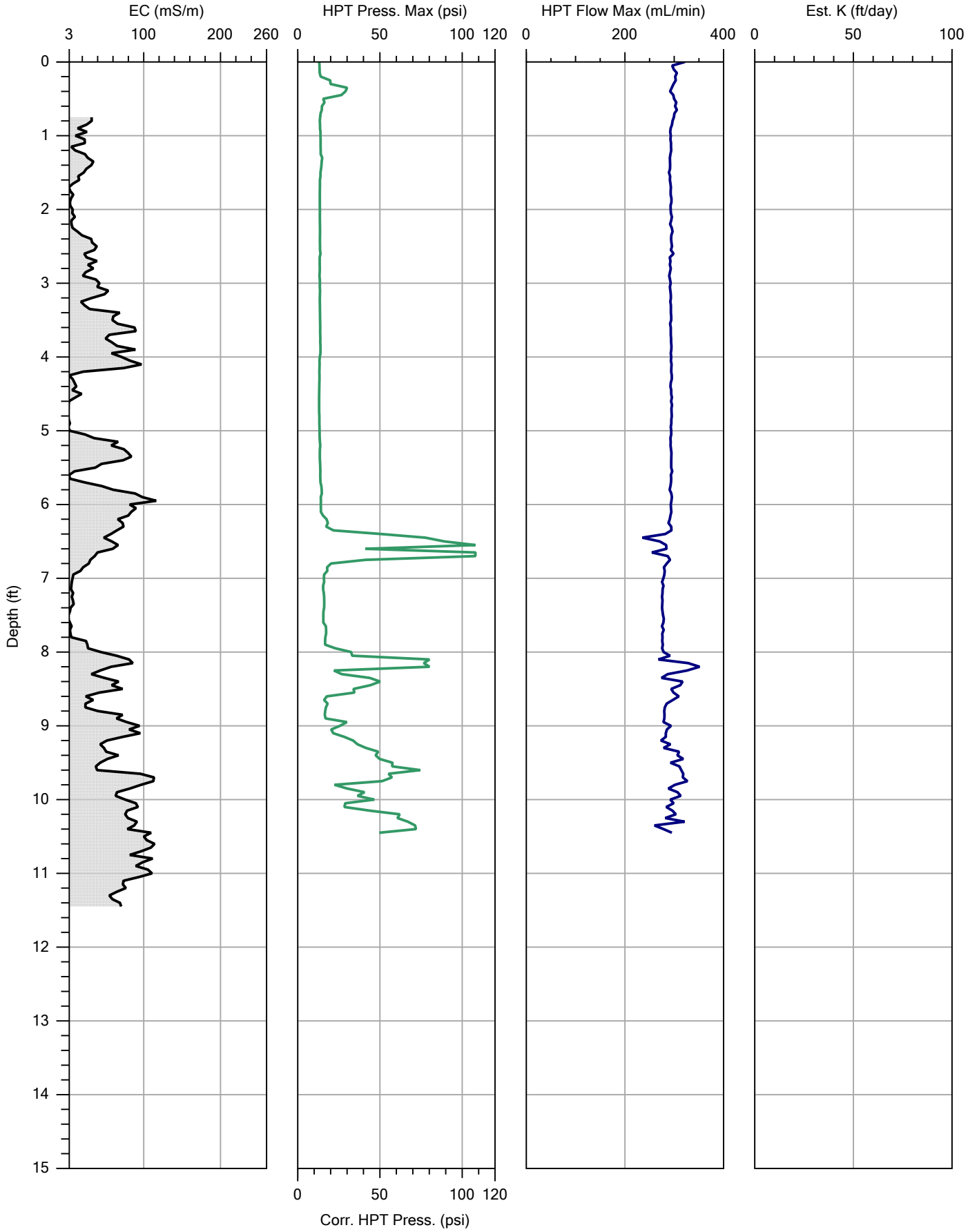

CASCADE
DRILLING | TECHNICAL SERVICES

		File: DCM-03.MHP
Company: Cascade	Operator: Horrell/Park	Date: 1/20/2017
Project ID: 304171002	Client: Tetratech	Location:

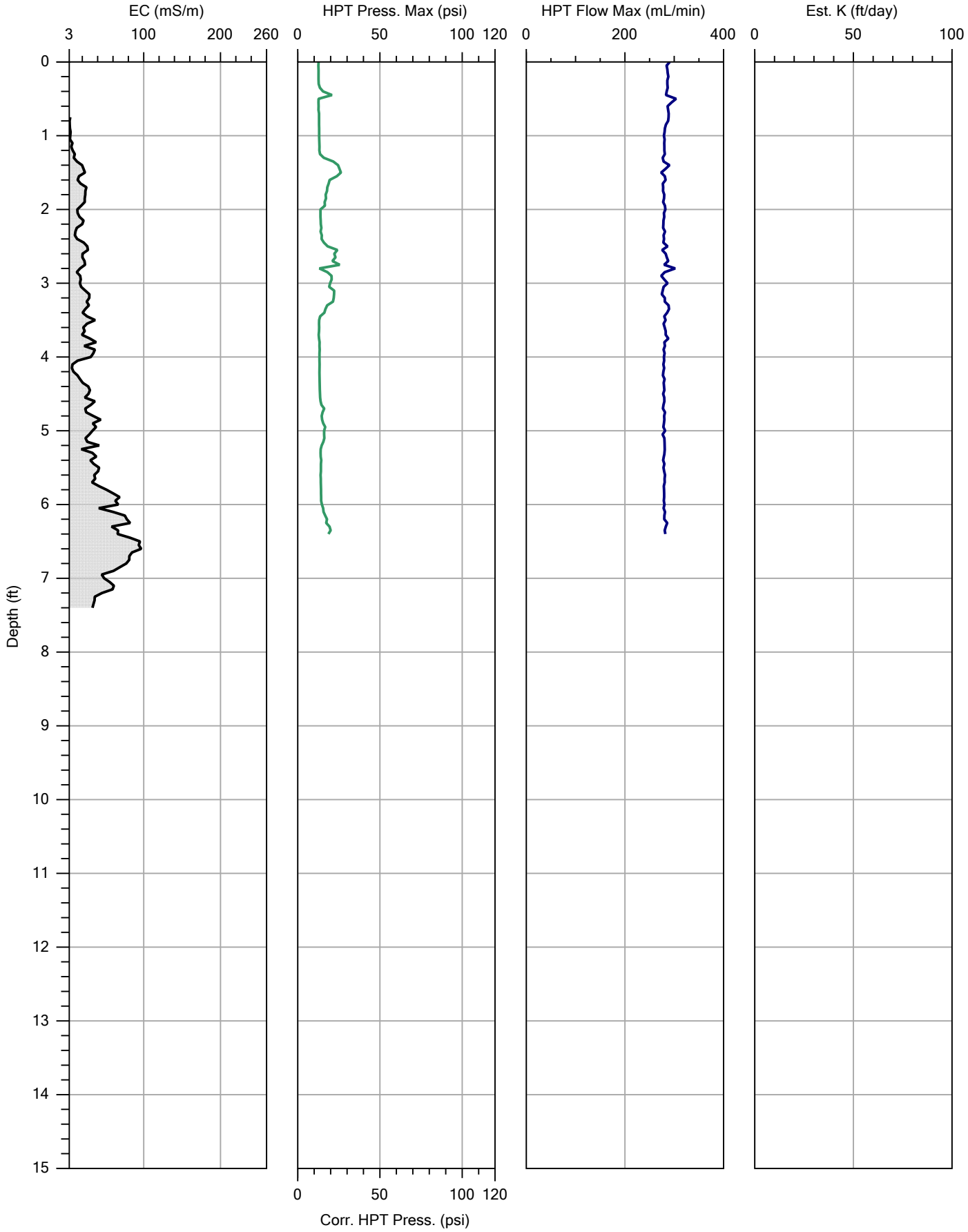

CASCADE
DRILLING | TECHNICAL SERVICES

		File: DCM-04.MHP
Company: Cascade	Operator: Horrell/Park	Date: 1/20/2017
Project ID: 304171002	Client: Tetratech	Location:

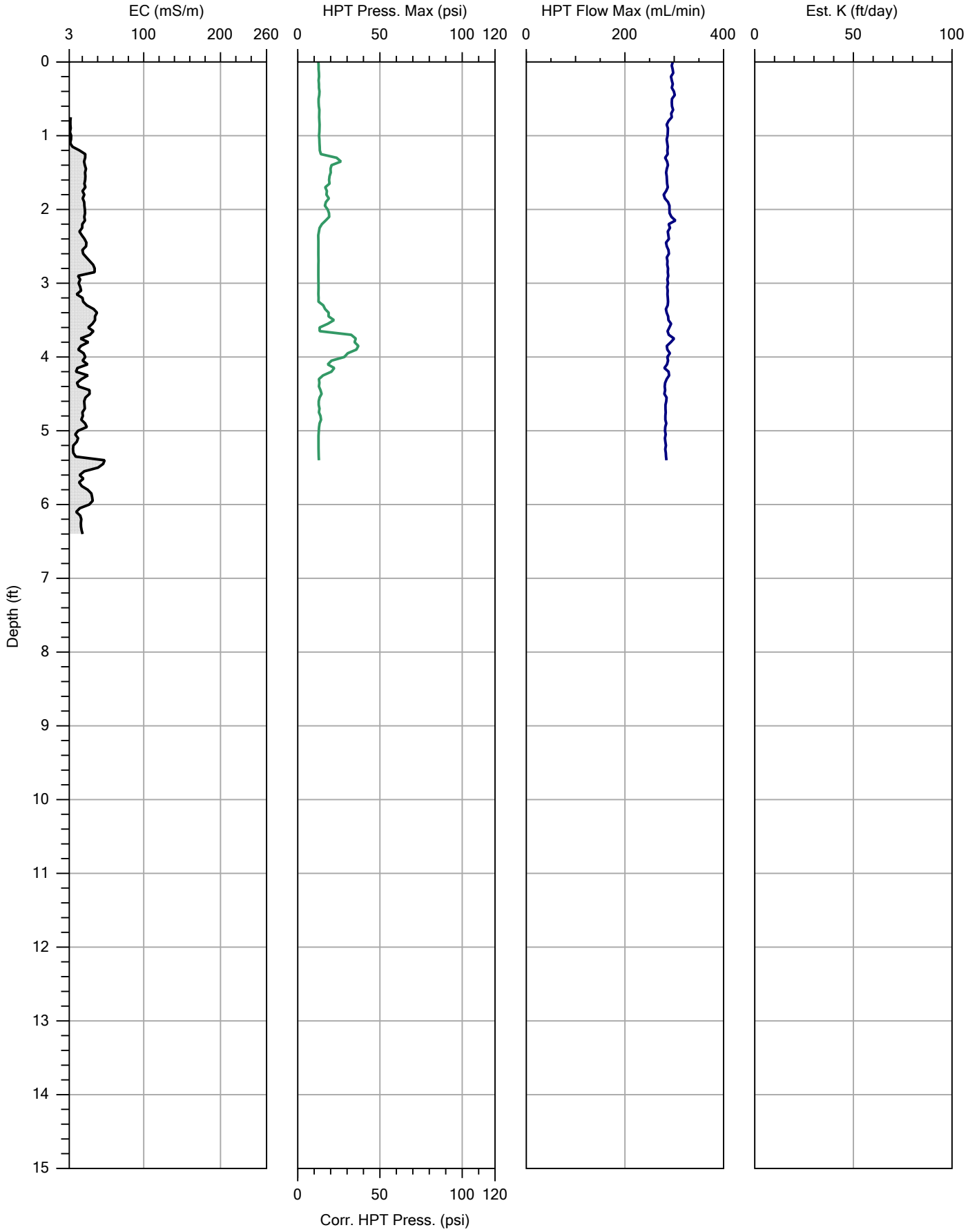

CASCADE
DRILLING | TECHNICAL SERVICES

		File: DCM-05.MHP
Company: Cascade	Operator: Horrell/Park	Date: 1/20/2017
Project ID: 304171002	Client: Tetratech	Location:

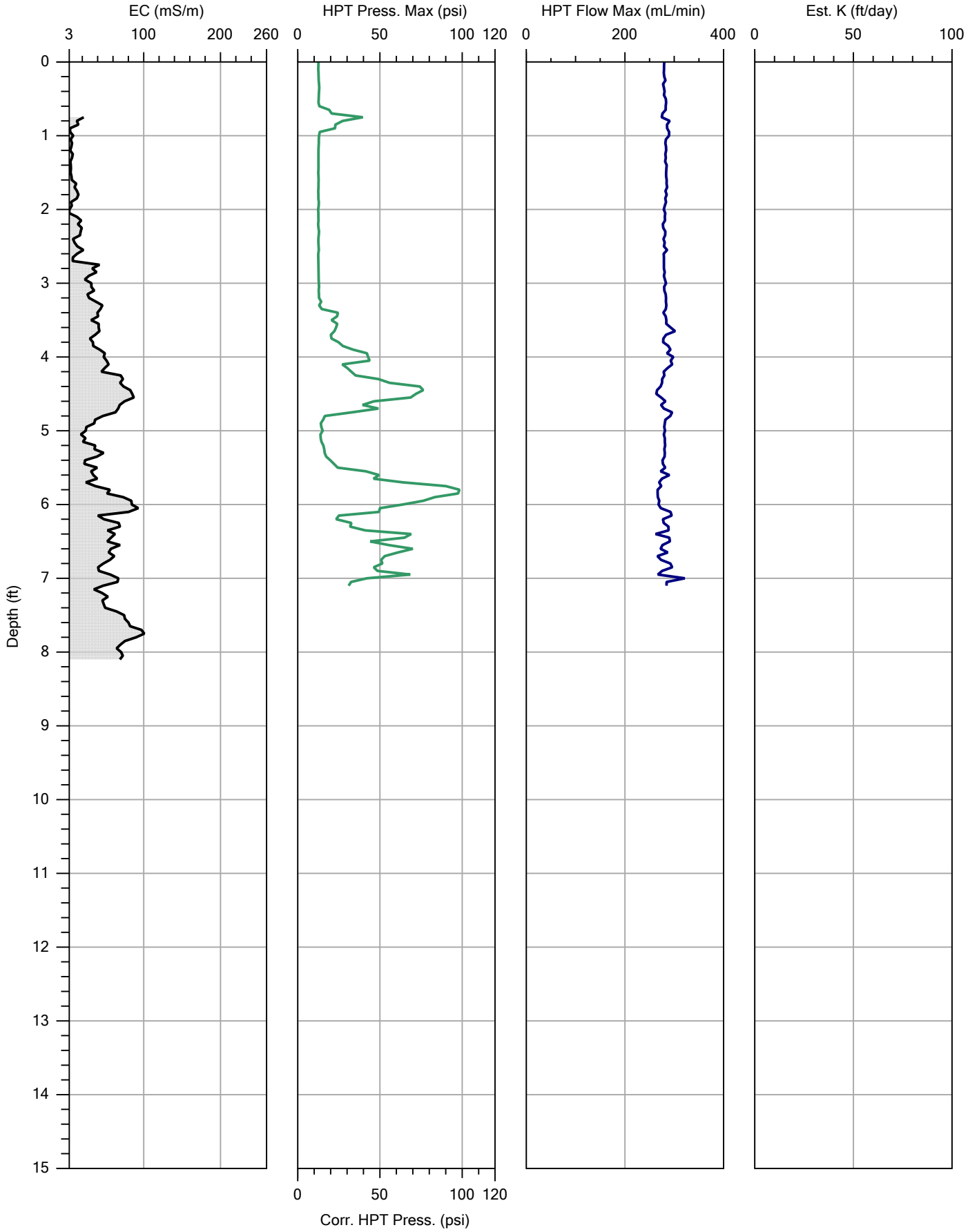

CASCADE
DRILLING | TECHNICAL SERVICES

		File: DCM-06.MHP
Company: Cascade	Operator: Horrell/Park	Date: 1/20/2017
Project ID: 304171002	Client: Tetratech	Location:

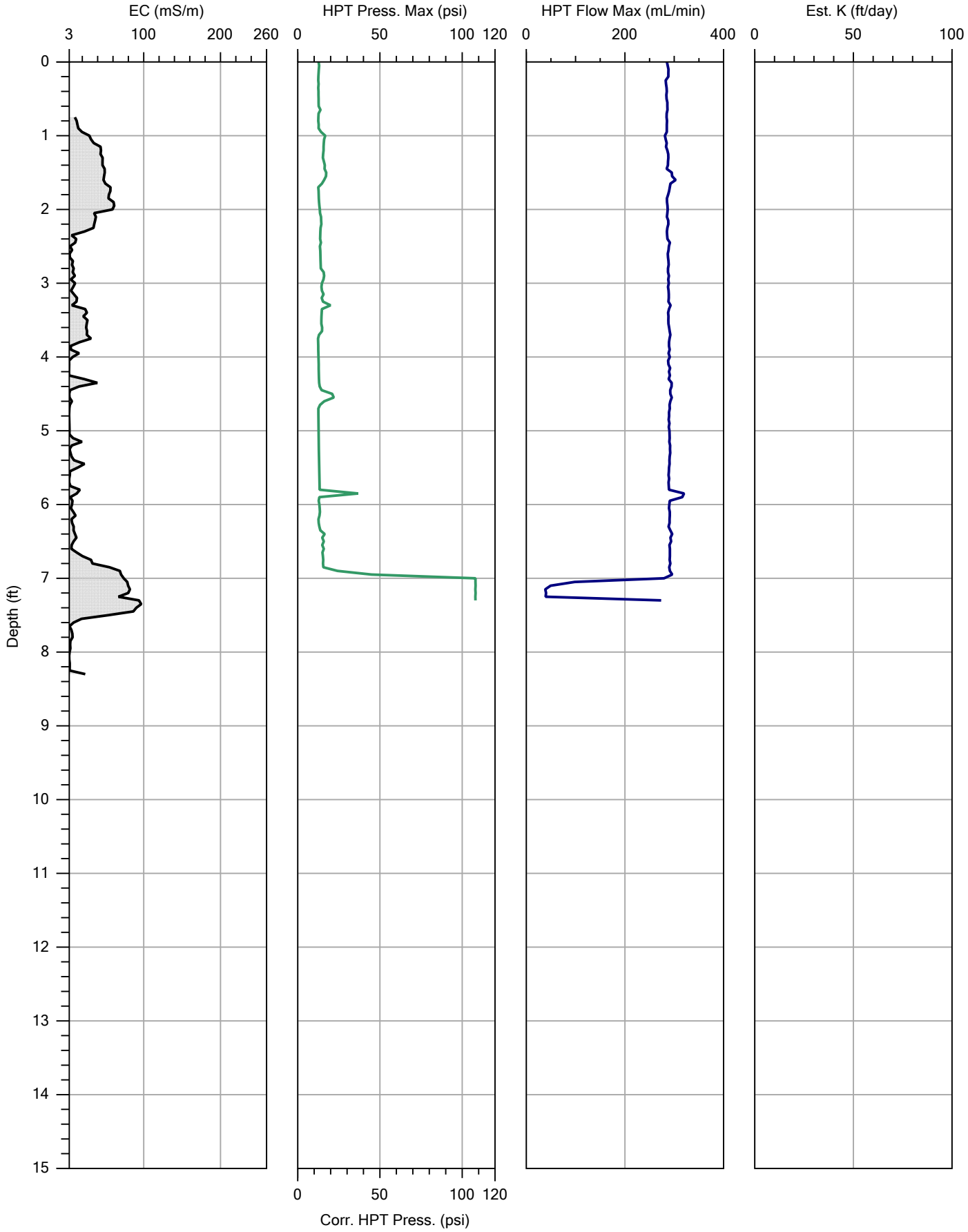

CASCADE
DRILLING | TECHNICAL SERVICES

		File: DCM-02.MHP
Company: Cascade	Operator: Horrell/Park	Date: 1/20/2017
Project ID: 304171002	Client: Tetratech	Location:

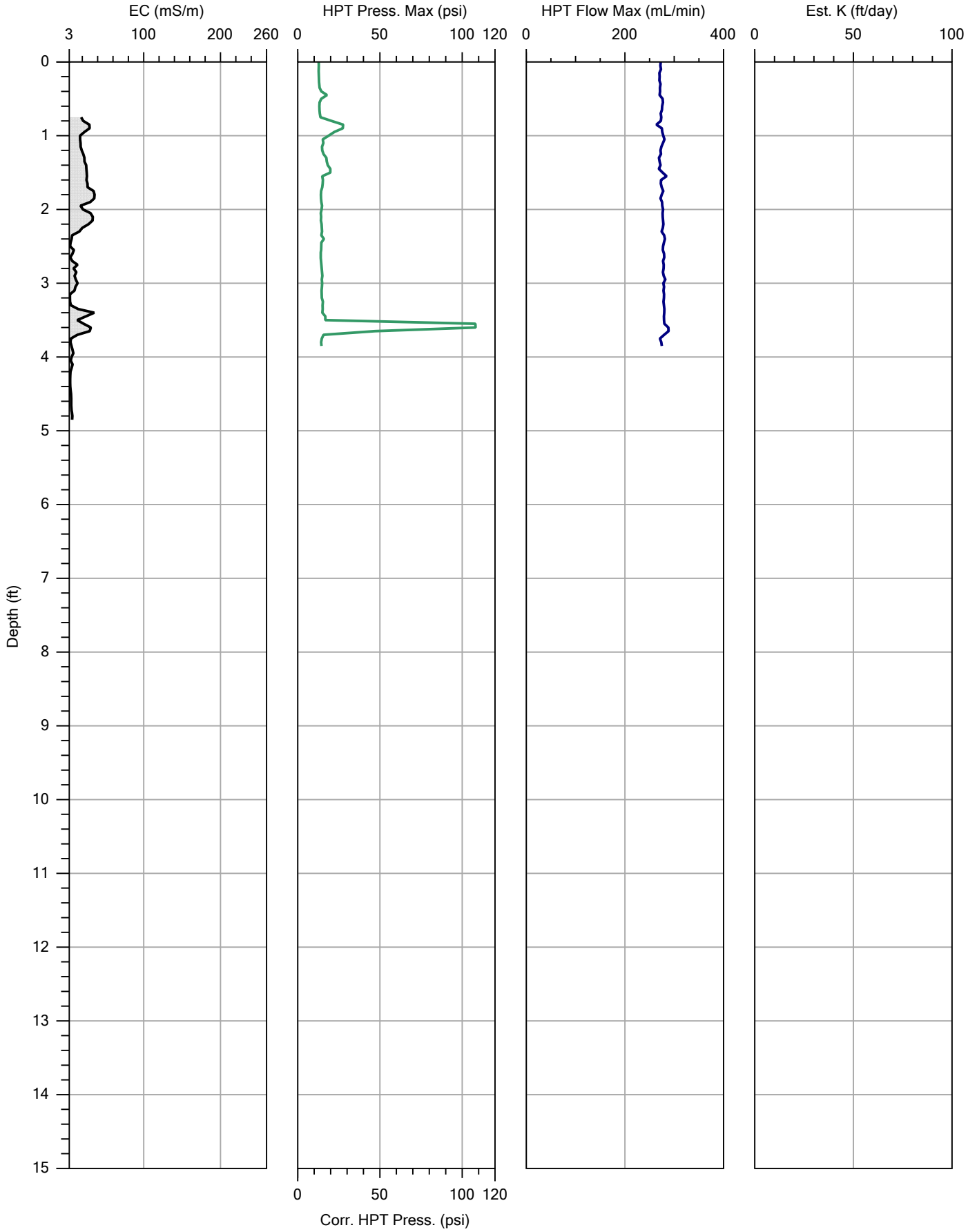

CASCADE
DRILLING | TECHNICAL SERVICES

		File: DCM-01.MHP
Company: Cascade	Operator: Horrell/Park	Date: 1/20/2017
Project ID: 304171002	Client: Tetratech	Location:

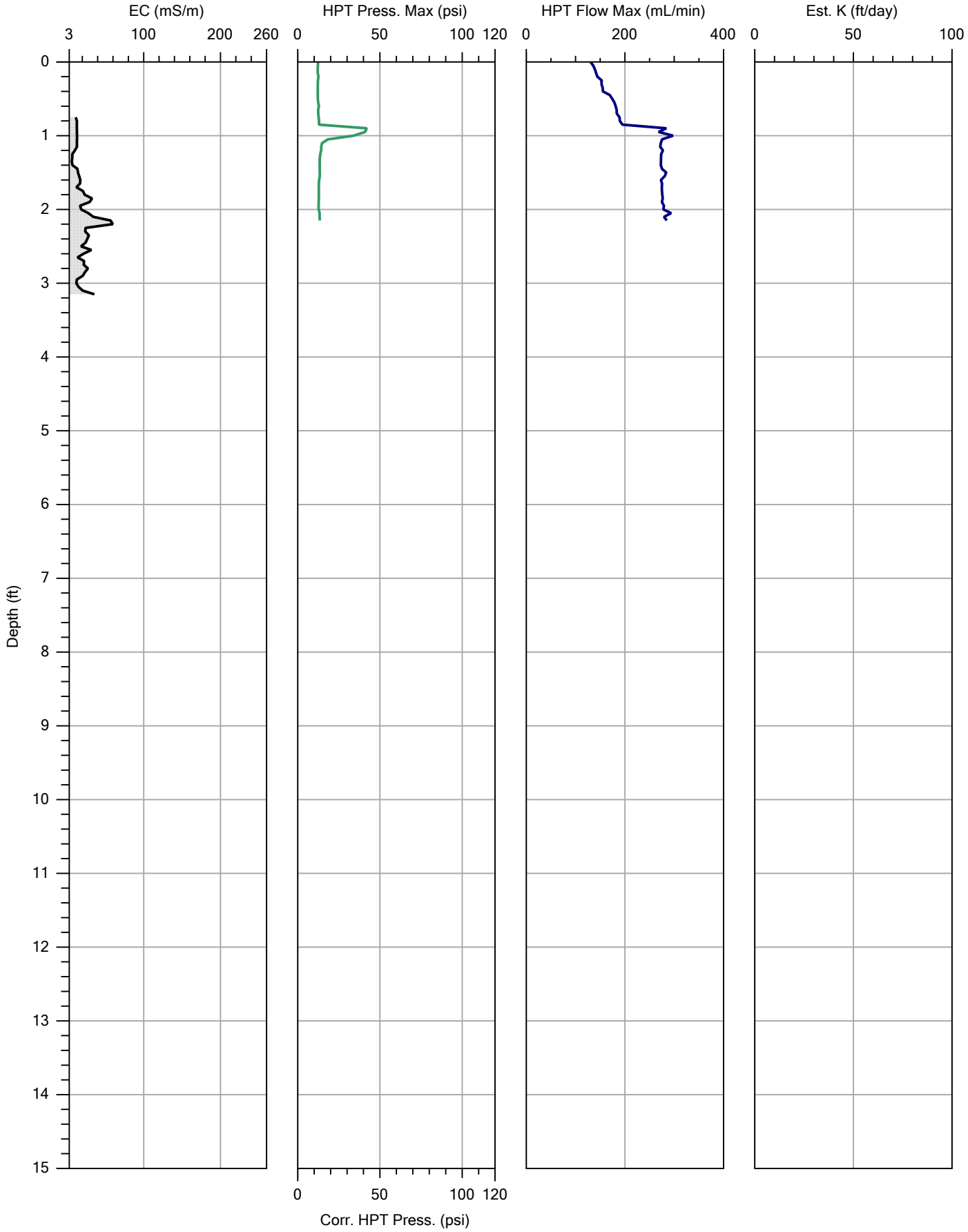

CASCADE
DRILLING | TECHNICAL SERVICES

		File: EEM-01.MHP
Company: Cascade	Operator: Horrell/Park	Date: 1/21/2017
Project ID: 304171002	Client: Tetratech	Location:

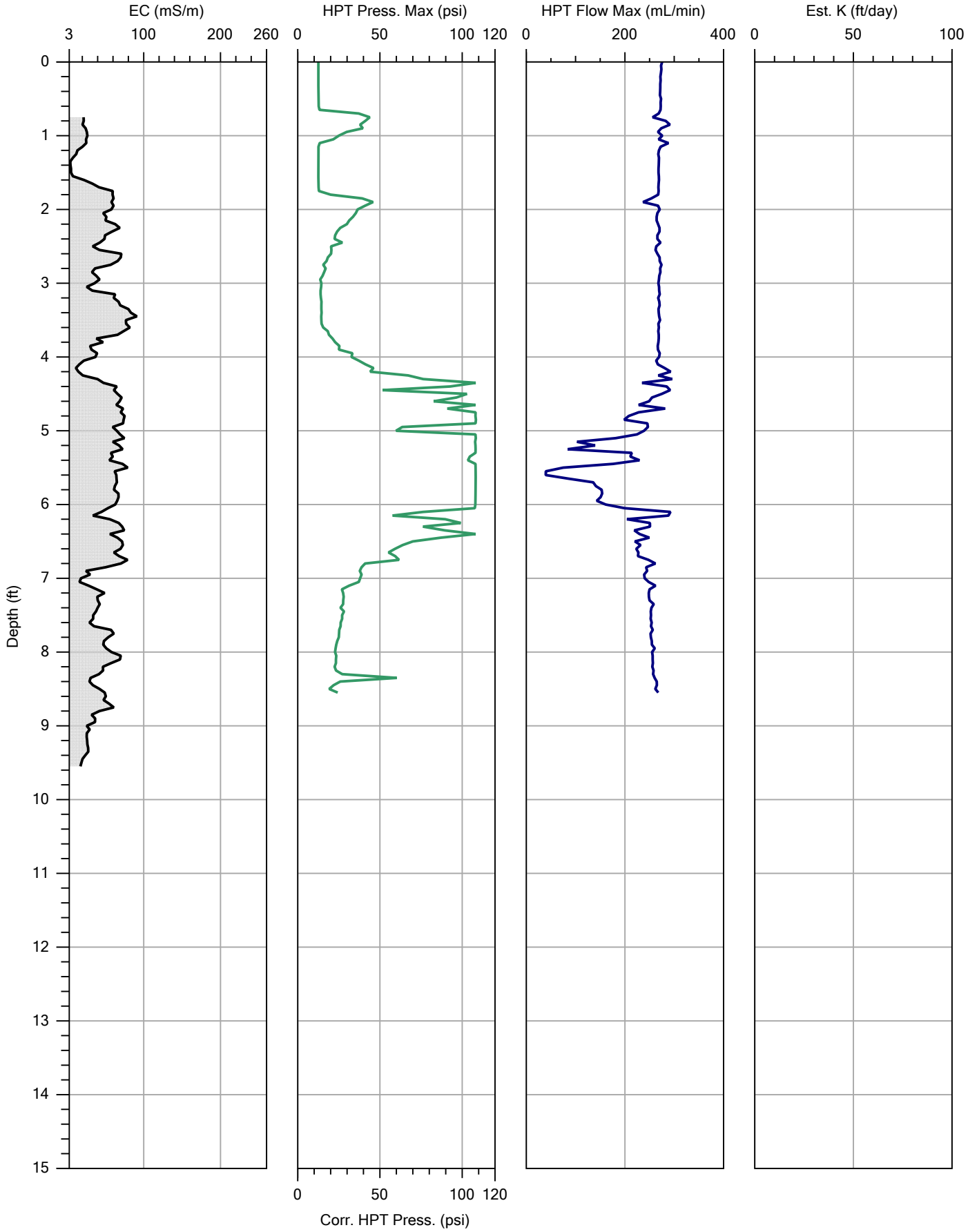

CASCADE
DRILLING | TECHNICAL SERVICES

		File: EEM-05.MHP
Company: Cascade	Operator: Horrell/Park	Date: 1/21/2017
Project ID: 304171002	Client: Tetratech	Location:

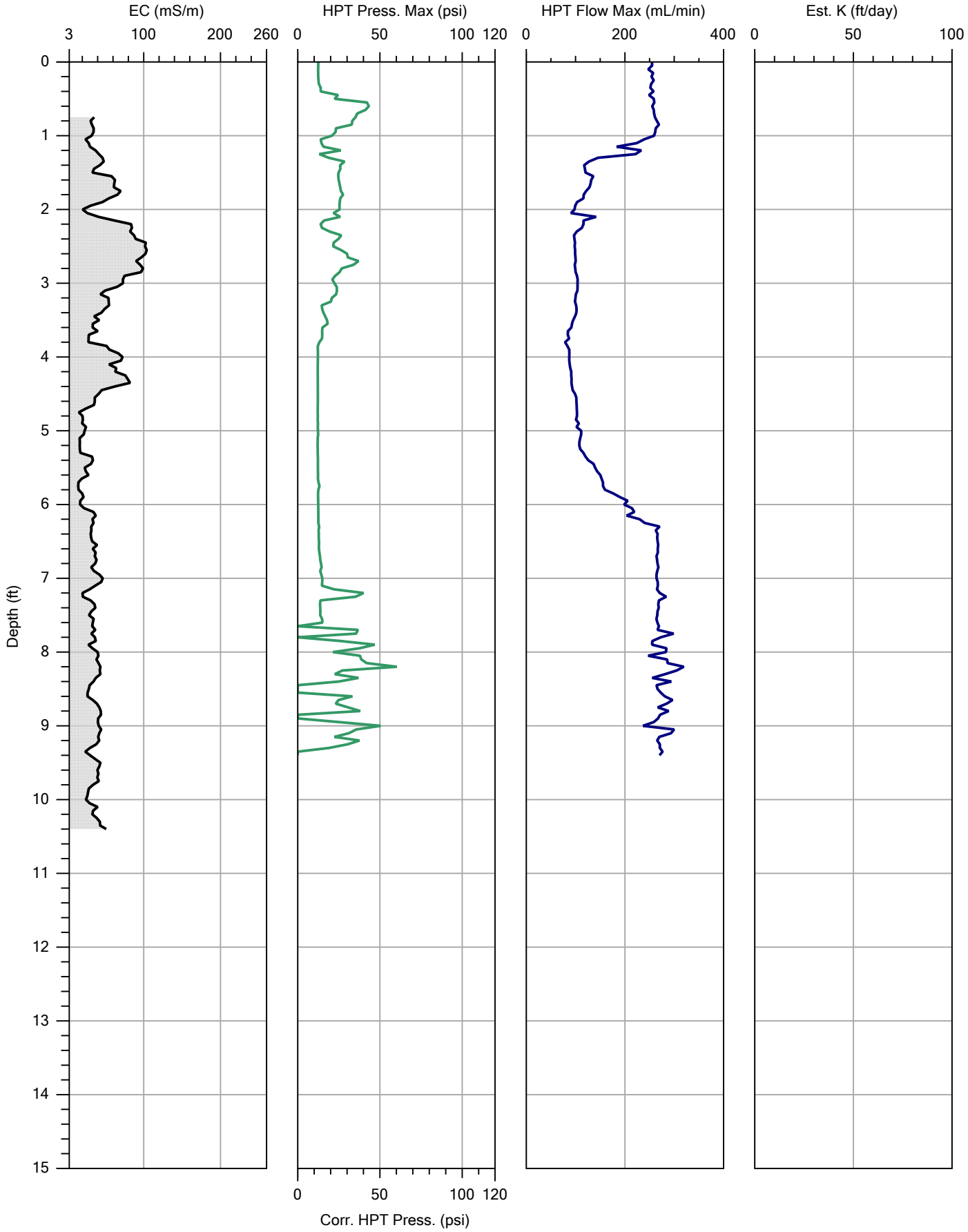

CASCADE
DRILLING | TECHNICAL SERVICES

		File: EEM-06.MHP
Company: Cascade	Operator: Horrell/Park	Date: 1/21/2017
Project ID: 304171002	Client: Tetratech	Location:

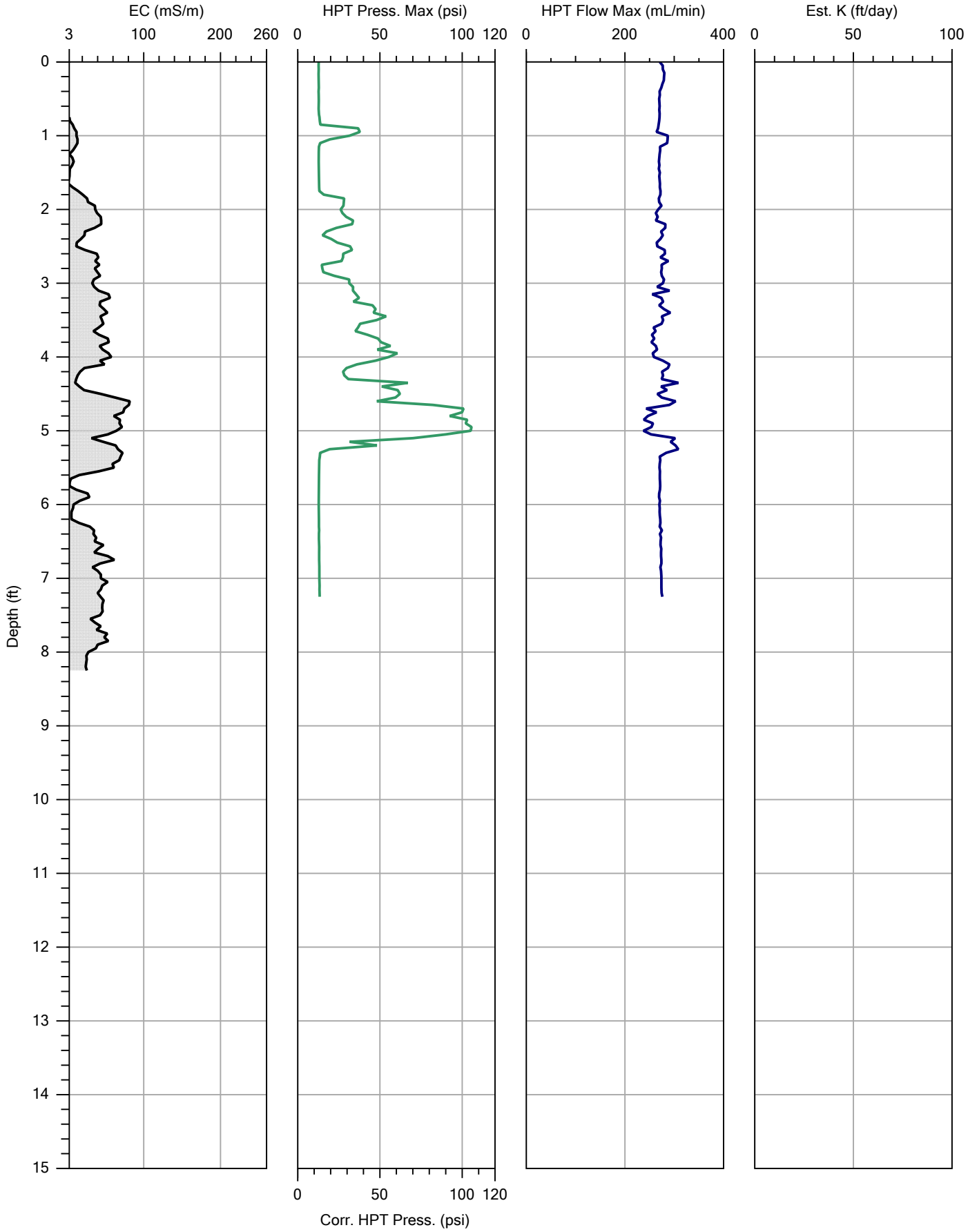

CASCADE
DRILLING | TECHNICAL SERVICES

		File: EEM-02.MHP
Company: Cascade	Operator: Horrell/Park	Date: 1/21/2017
Project ID: 304171002	Client: Tetratech	Location:

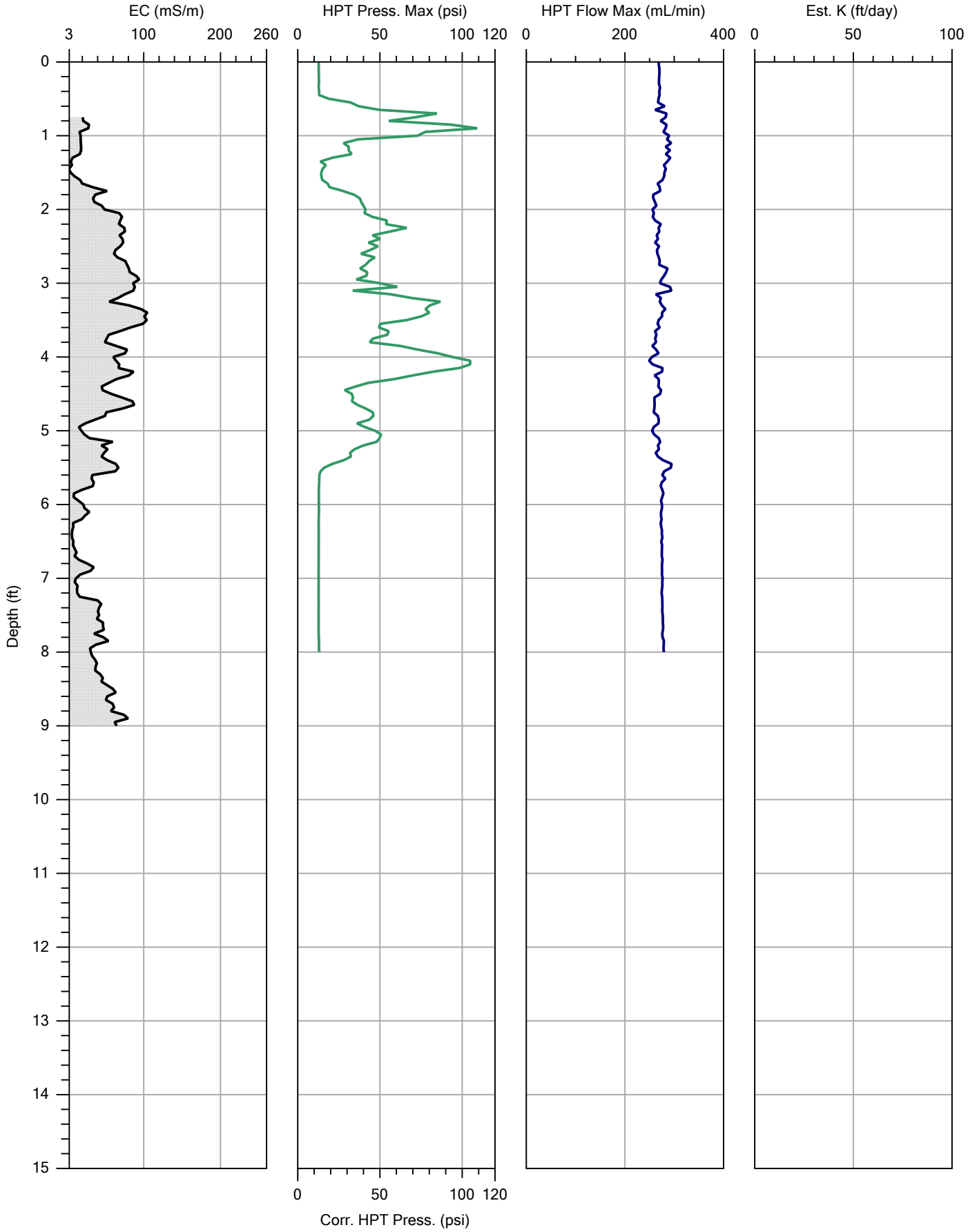

CASCADE
DRILLING | TECHNICAL SERVICES

		File: EEM-07.MHP
Company: Cascade	Operator: Horrell/Park	Date: 1/21/2017
Project ID: 304171002	Client: Tetratech	Location:

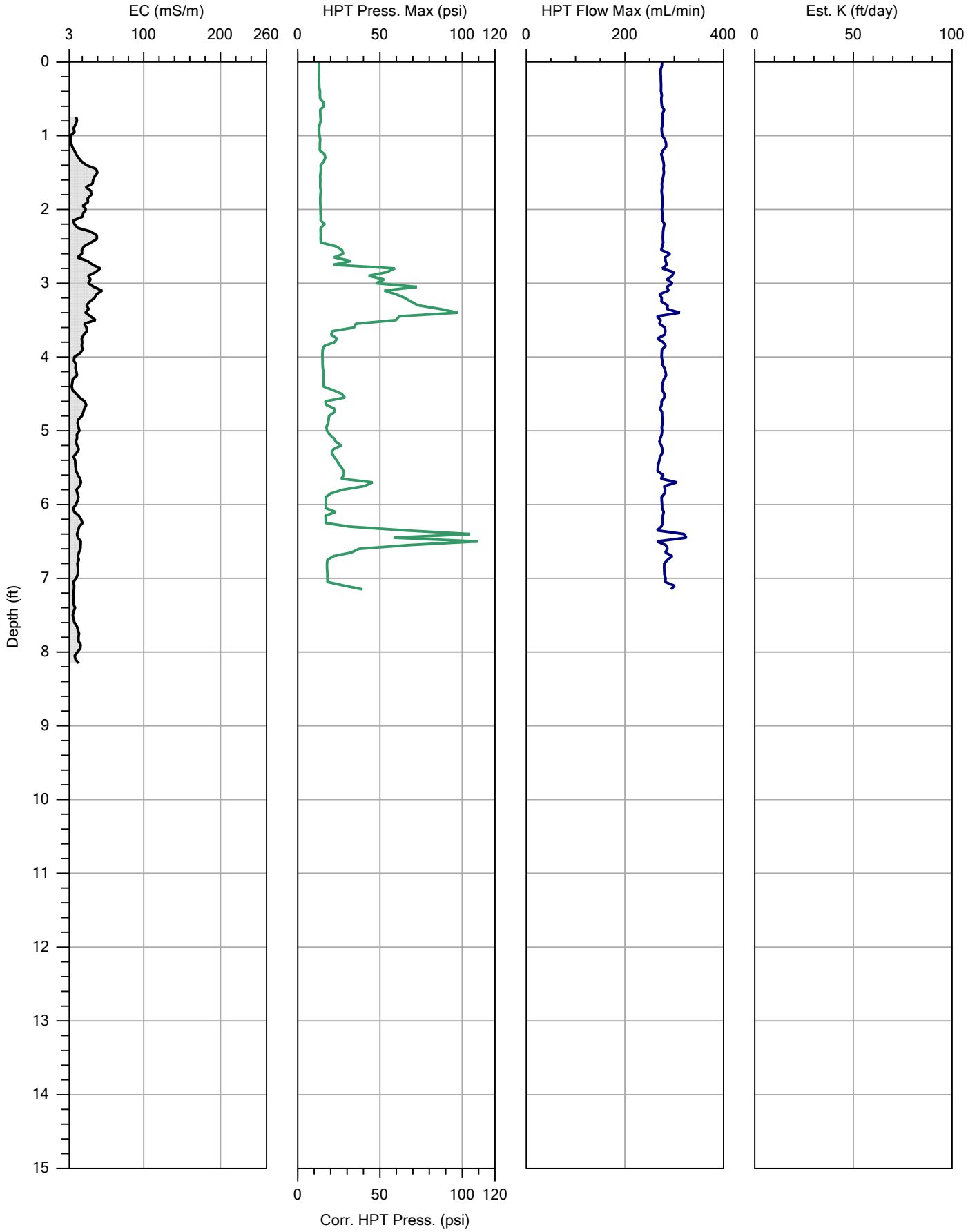

CASCADE
DRILLING | TECHNICAL SERVICES

		File: EEM-03.MHP
Company: Cascade	Operator: Horrell/Park	Date: 1/21/2017
Project ID: 304171002	Client: Tetratech	Location:

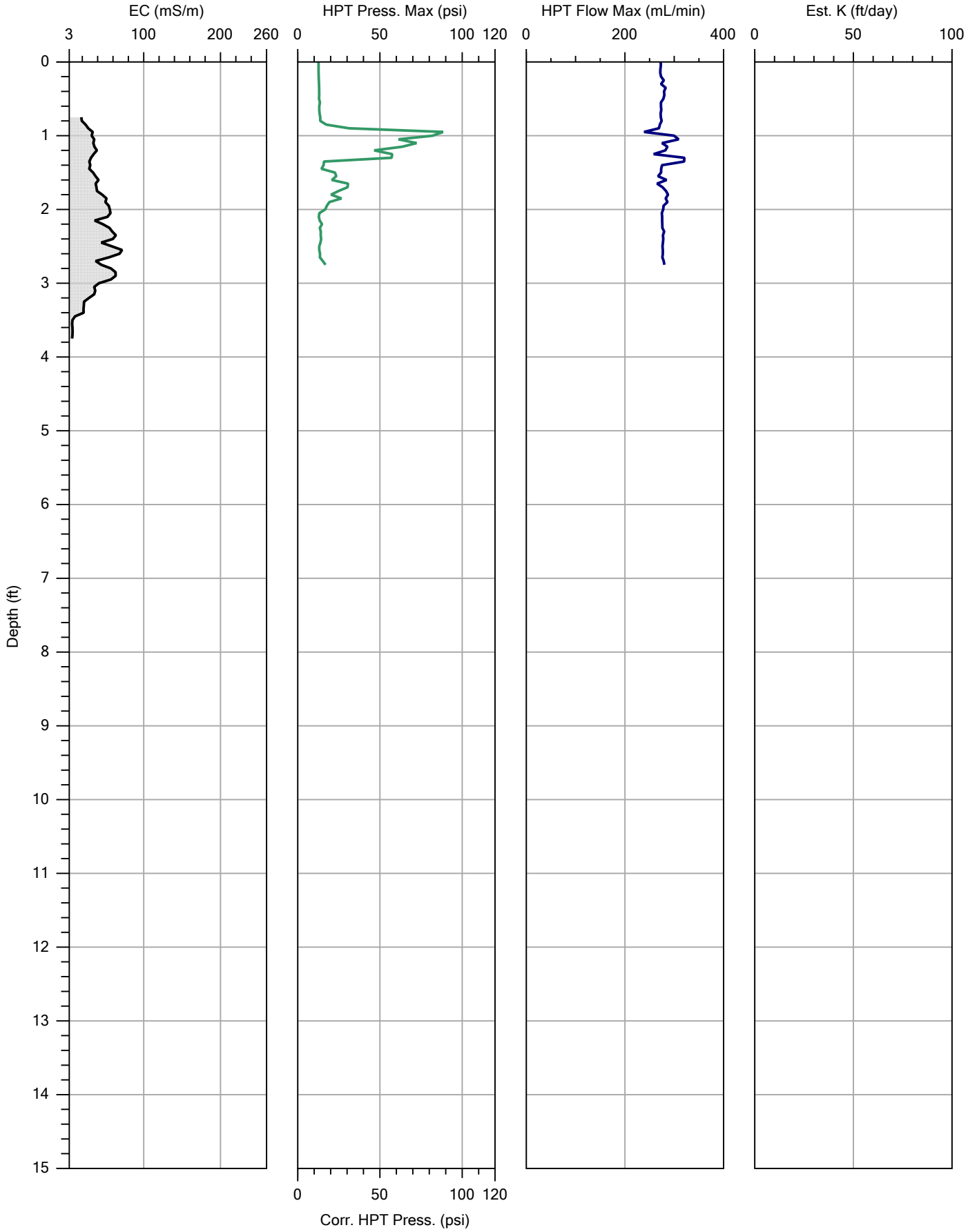

CASCADE
DRILLING | TECHNICAL SERVICES

		File: EEM-08.MHP
Company: Cascade	Operator: Horrell/Park	Date: 1/21/2017
Project ID: 304171002	Client: Tetratech	Location:

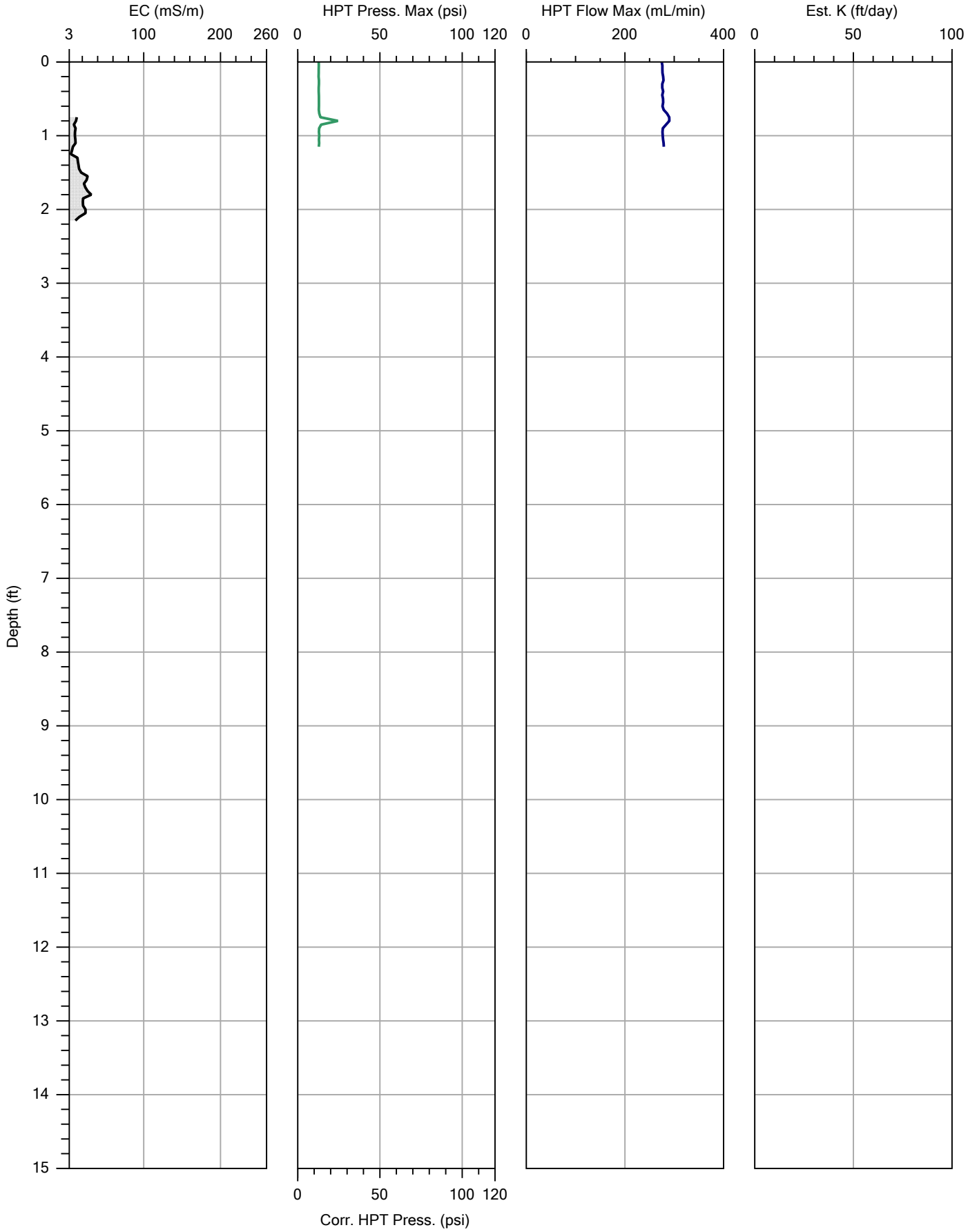

CASCADE
DRILLING | TECHNICAL SERVICES

		File: EEM-04.MHP
Company: Cascade	Operator: Horrell/Park	Date: 1/21/2017
Project ID: 304171002	Client: Tetratech	Location:

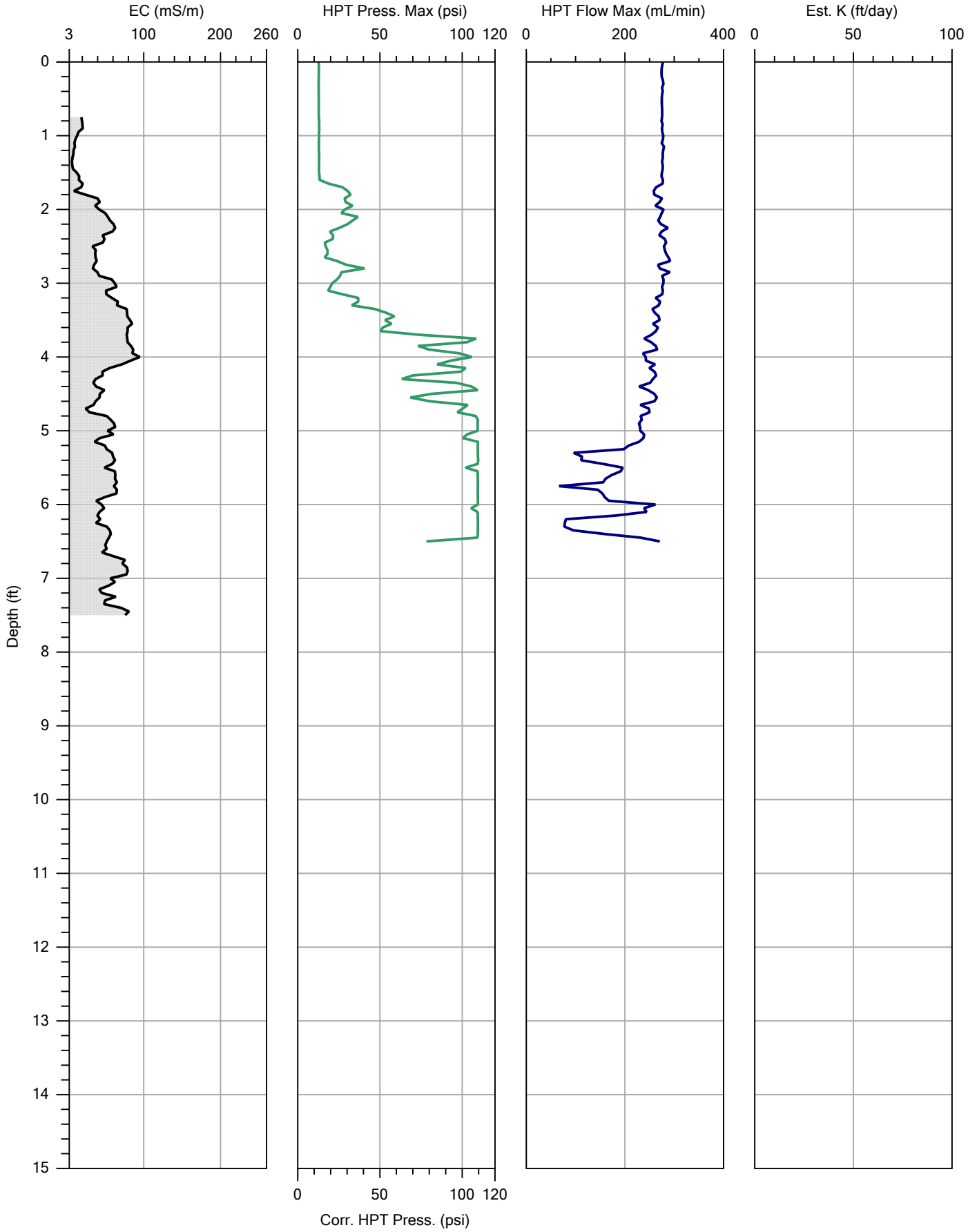

CASCADE
DRILLING | TECHNICAL SERVICES

		File: EEM-04B.MHP
Company: Cascade	Operator: Horrell/Park	Date: 1/21/2017
Project ID: 304171002	Client: Tetratech	Location:

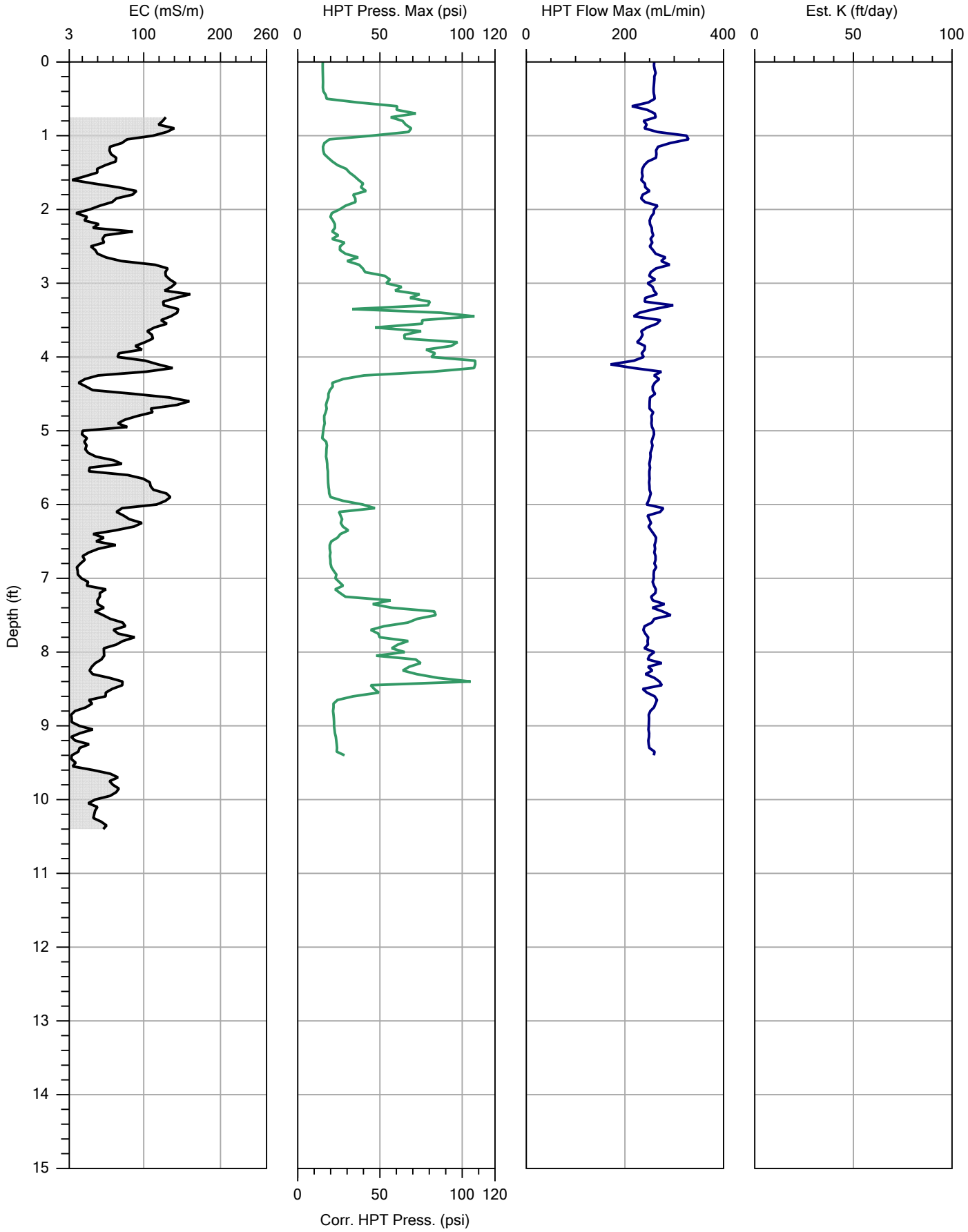

CASCADE
DRILLING | TECHNICAL SERVICES

		File: EEM-12.MHP
Company: Cascade	Operator: Horrell/Park	Date: 1/22/2017
Project ID: 304171002	Client: Tetratech	Location:

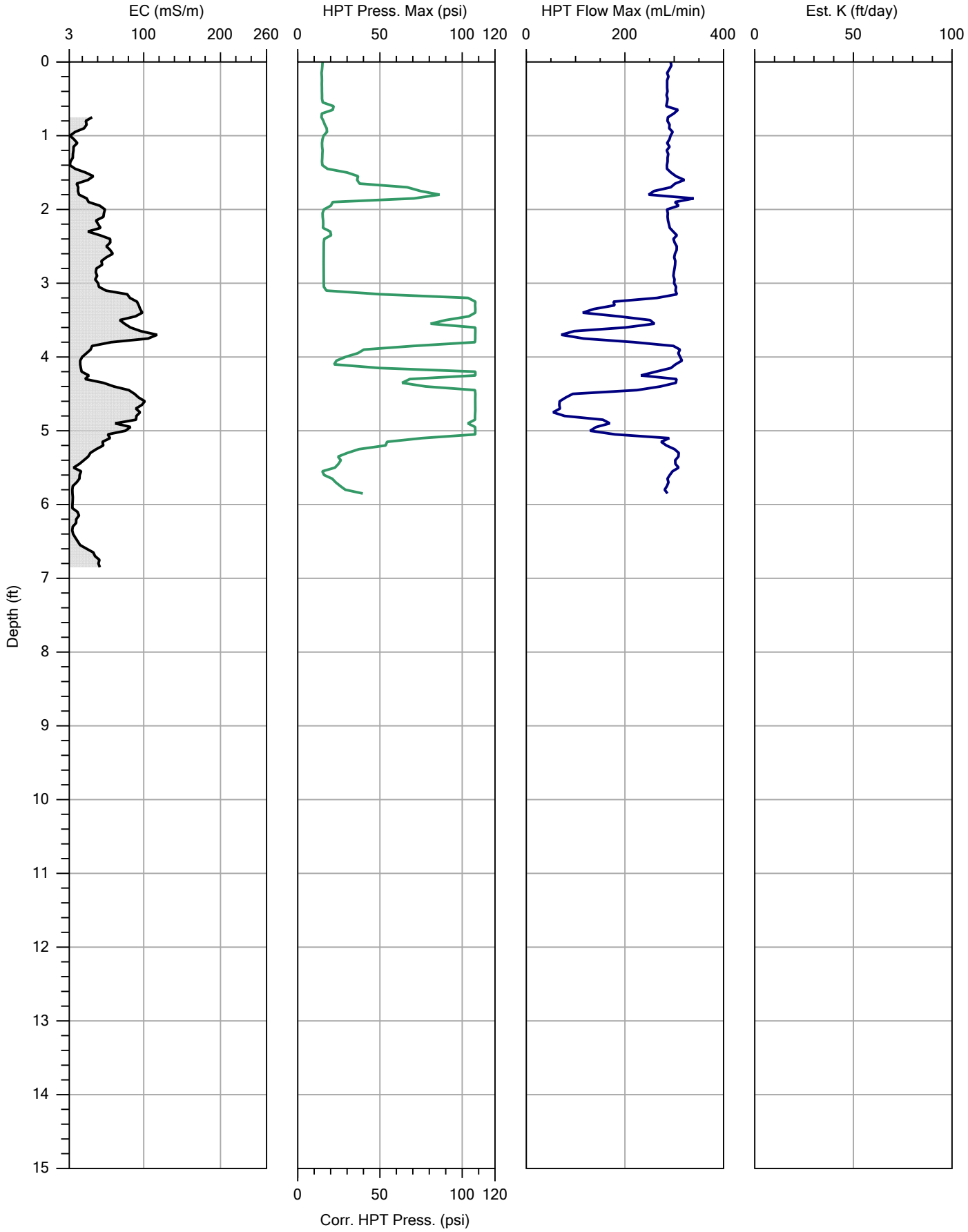

CASCADE
DRILLING | TECHNICAL SERVICES

		File: EEM-15.MHP
Company: Cascade	Operator: Horrell/Park	Date: 1/22/2017
Project ID: 304171002	Client: Tetratech	Location:

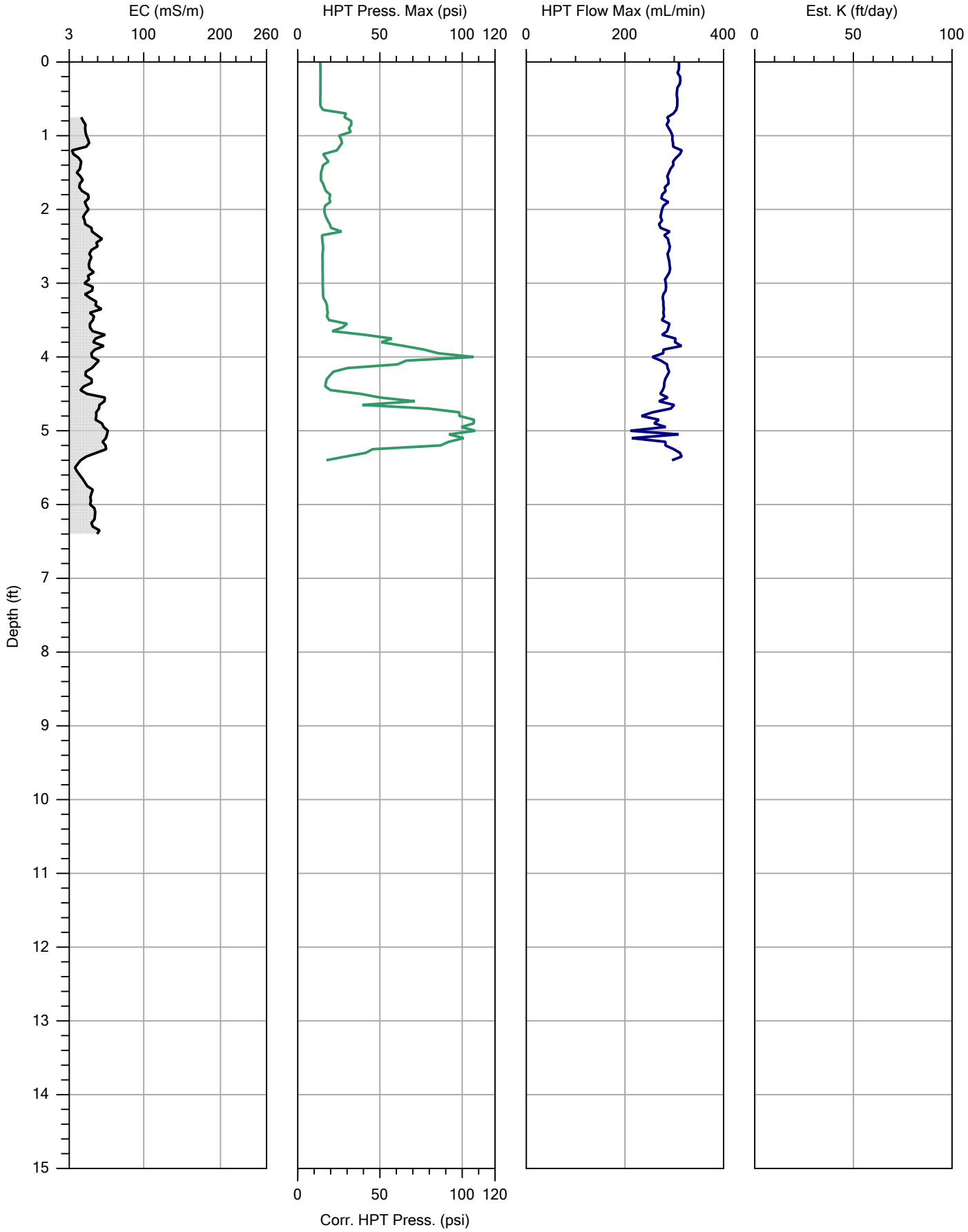

CASCADE
DRILLING | TECHNICAL SERVICES

		File: EEM-13.MHP
Company: Cascade	Operator: Horrell/Park	Date: 1/22/2017
Project ID: 304171002	Client: Tetratech	Location:

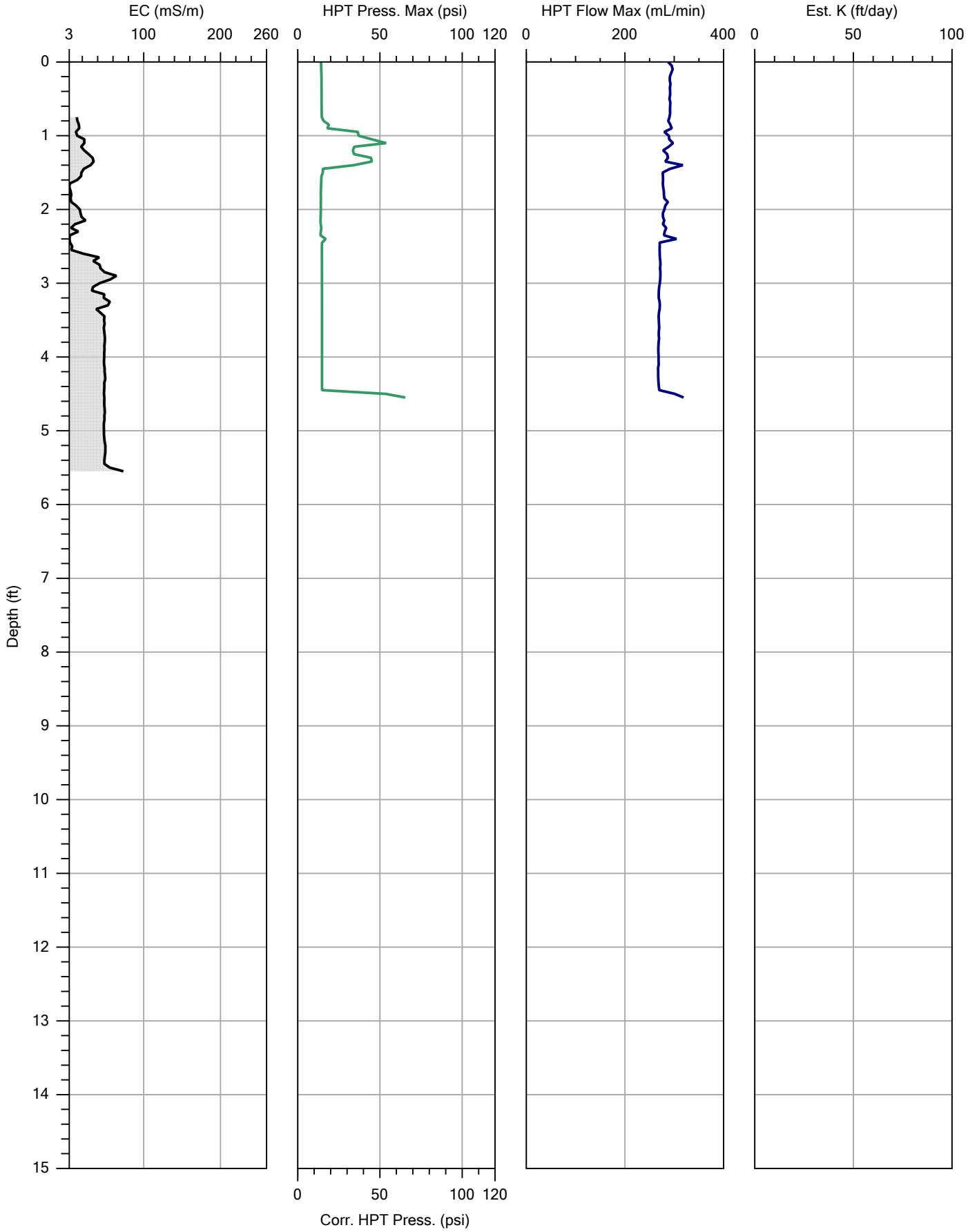

CASCADE
DRILLING | TECHNICAL SERVICES

		File: EEM-19.MHP
Company: Cascade	Operator: Horrell/Park	Date: 1/22/2017
Project ID: 304171002	Client: Tetratech	Location:

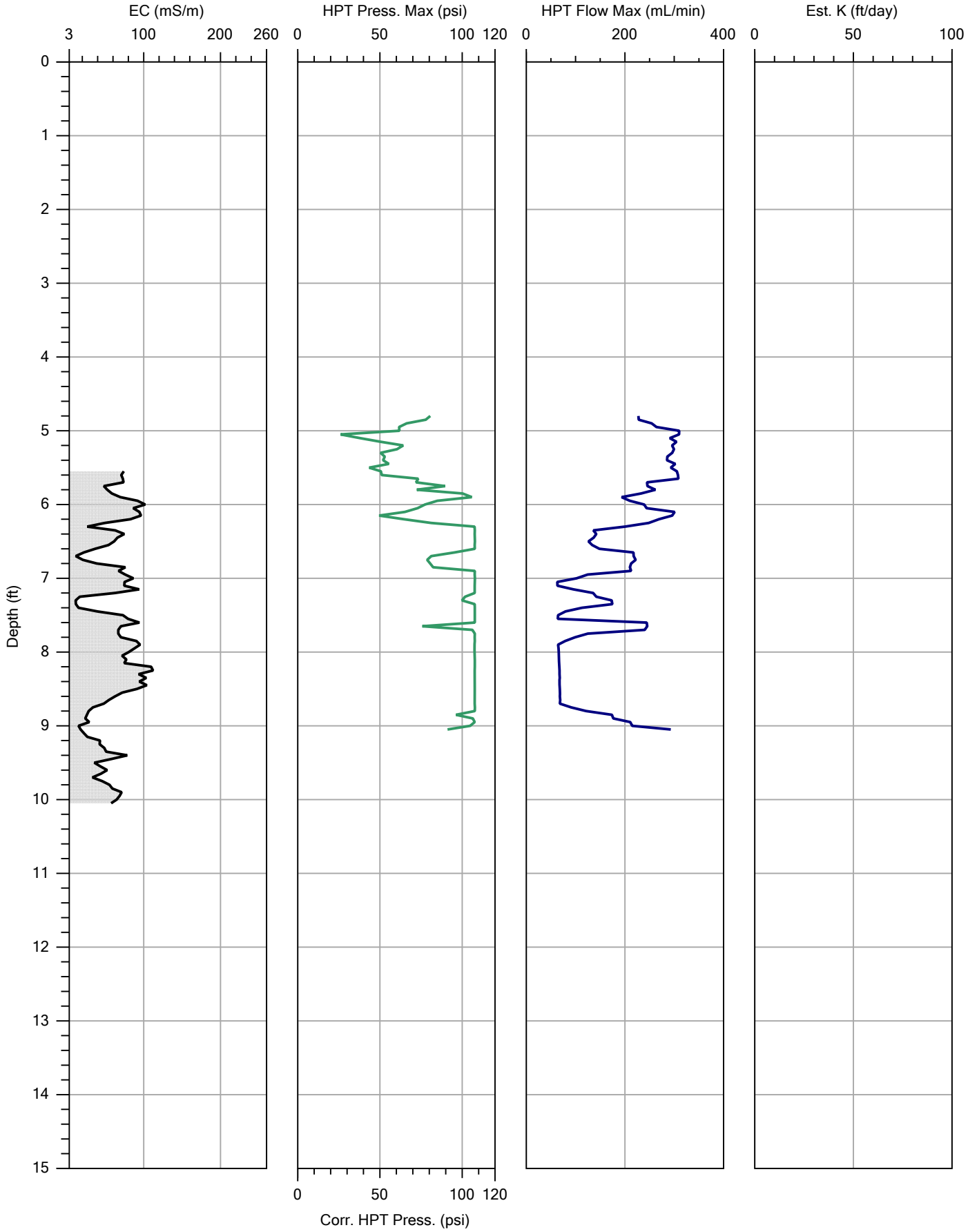

CASCADE
DRILLING | TECHNICAL SERVICES

		File: EEM-19B.MHP
Company: Cascade	Operator: Horrell/Park	Date: 1/22/2017
Project ID: 304171002	Client: Tetratech	Location:

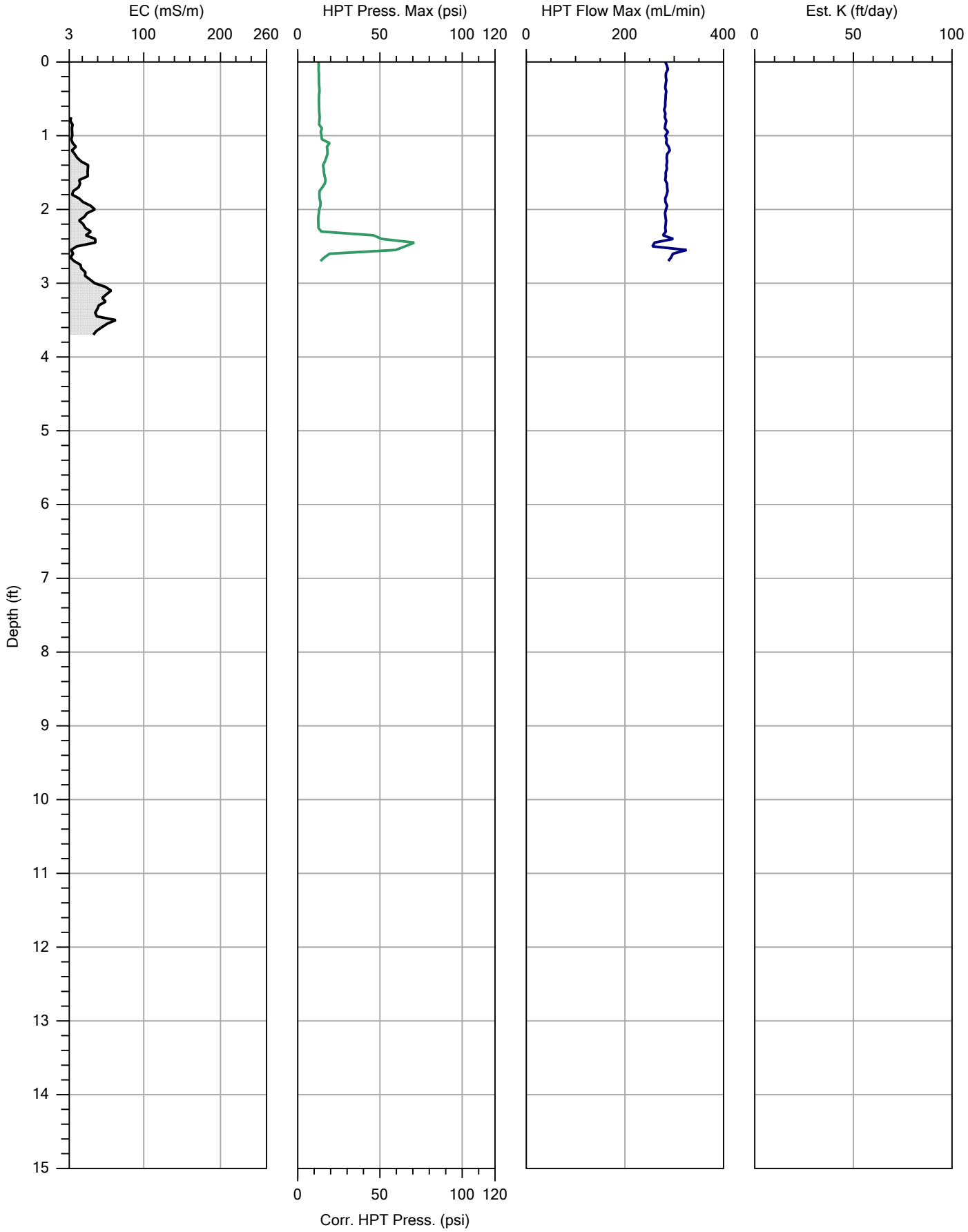

CASCADE
DRILLING | TECHNICAL SERVICES

		File: EEM-20.MHP
Company: Cascade	Operator: Horrell/Park	Date: 1/22/2017
Project ID: 304171002	Client: Tetratech	Location:

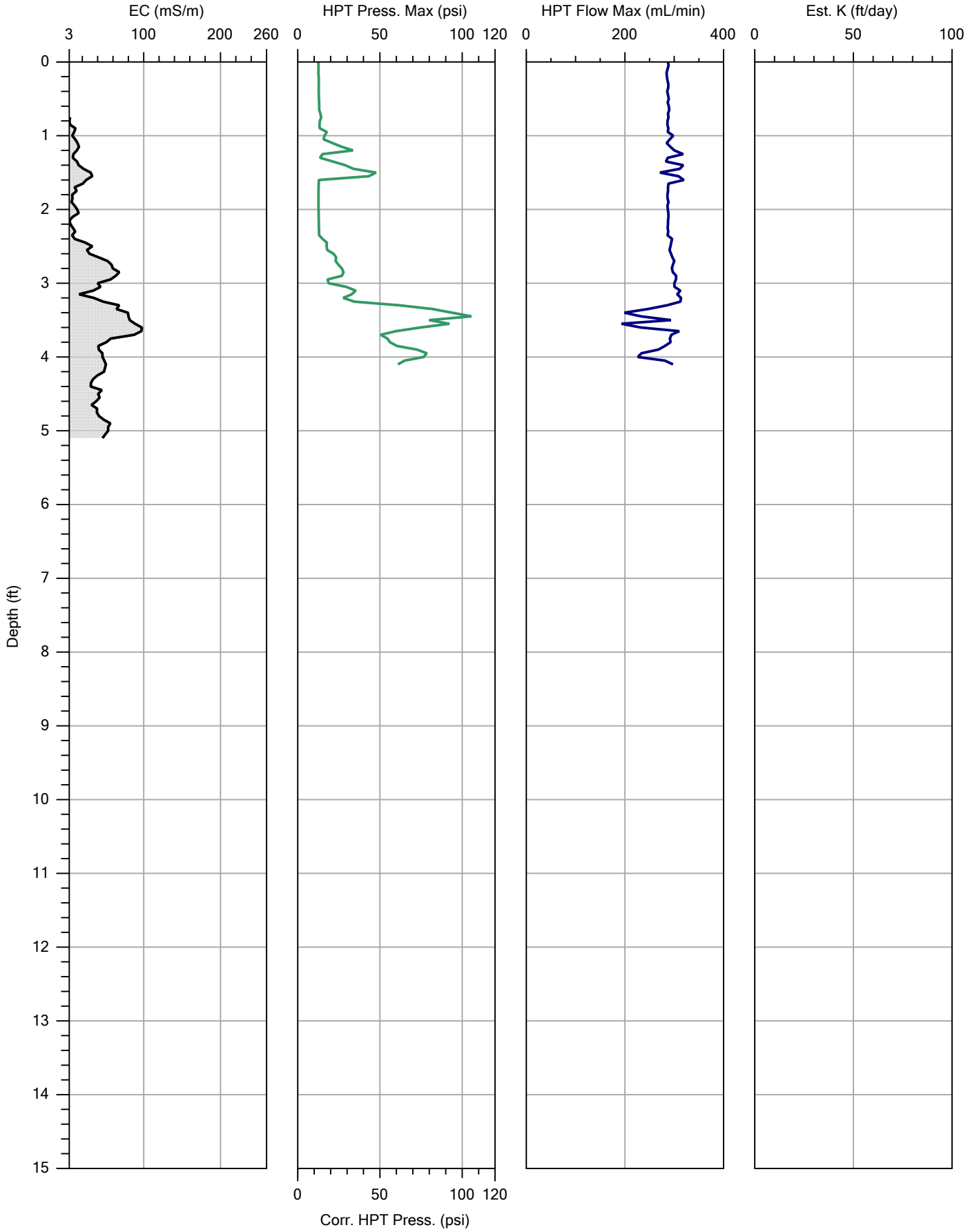

CASCADE
DRILLING | TECHNICAL SERVICES

		File: EEM-20B.MHP
Company: Cascade	Operator: Horrell/Park	Date: 1/22/2017
Project ID: 304171002	Client: Tetratech	Location:

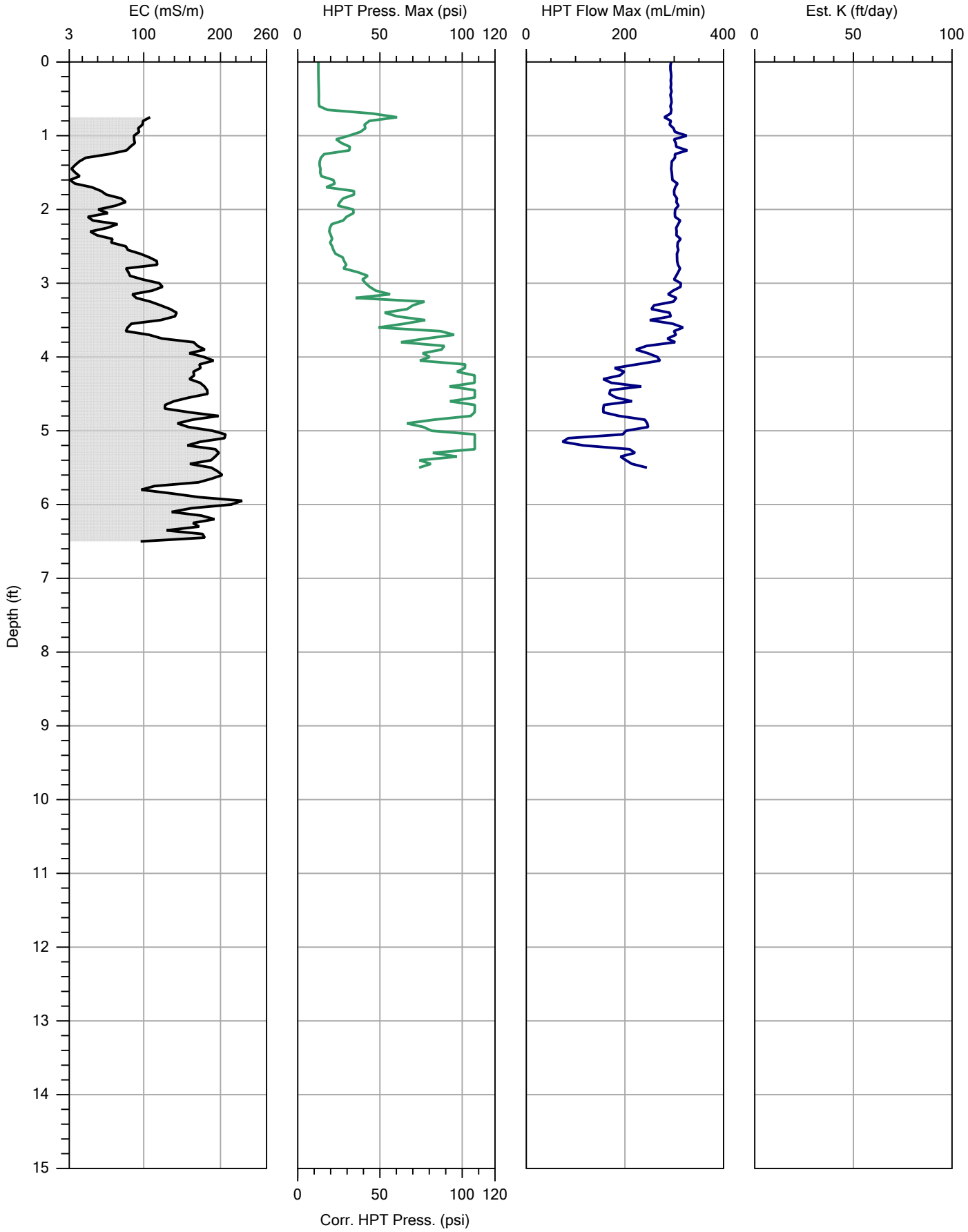

CASCADE
DRILLING | TECHNICAL SERVICES

		File: EEM-09.MHP
Company: Cascade	Operator: Horrell/Park	Date: 1/22/2017
Project ID: 304171002	Client: Tetratech	Location:

Reference Material

The sections below provide information regarding the Cascade Personnel present at the site during the field activities, the specific equipment used during field activities, and background information on the MIP and HPT systems.

Cascade Personnel

The following personnel were present during field activities at the Site:

- Mr. Chris Horrell, Cascade Technical Services (HRSC Specialist)
- Mr. Daniel Park, Cascade Technical Services (HRSC Specialist / DPT Operator)

Equipment

The following equipment was utilized during field activities at the Site:

- Geoprobe 78 Series Direct Push Drill Rig
- MIP Controller (Nitrogen Flow and Heater)
- Geoprobe FI 6000 Computer
- HP 5890 Gas Chromatograph
- K6300 HPT Controller
- Electrical Conductivity
- ECD (Electron Capture Detector)
- XSD (Halogen Specific Detector)
- PID (Photo Ionization Detector) 10.2 eV Lamp
- FID (Flame Ionization Detector)
- 150' MIP/HPT Trunkline
- 1.75" O.D. MIHPT Probe
- 1.75" O.D. Drive Rods
- Ultra-High Purity Nitrogen
- Ultra-High Purity Hydrogen

MIP System Overview

The MIP is commonly used for quickly determining the locations of volatile organic compound (VOC) source zones and plumes. The MIP is most valuable in terms of its ability to provide "spatial correspondence", meaning that where the MIP detector response show peaks, there is likely to be elevated soil and groundwater concentrations. The MIP can also be used to provide extremely valuable data to streamline subsequent investigative tasks and improve the overall efficiency and accuracy of the site investigation. Vertical profiles, cross sectional views and 3D images of contaminant distribution can all be produced from the electronic data generated by the MIP logs. The unique capability of providing reliable, real-time information allows for informed and timely decision making in the field. The MIP works by heating the soils and groundwater adjacent to the probe to 120 degrees C. This volatilizes the VOCs and allows the VOCs to transfer through a Teflon membrane via a combination of concentration and pressure gradients. These VOCs are then swept into a nitrogen gas loop that carries these vapors to a series of detectors housed at the surface. Continuous chemical profiles are generated from each hole. Electrical conductivity of the soil is also measured and these logs can be compared to the chemical logs to better understand the relationship between the lithology and the contaminant distribution. The MIP technology is only appropriate for VOCs. The following section discusses the various detection systems that are commonly used with the MIP system.

Detector Overview

- ECD – Electron Capture Detector uses a radioactive Beta emitter (electrons) to ionize some of the carrier gas and produce a current between a biased pair of electrodes. When organic molecules contain electronegative functional groups, such as halogens, phosphorous, and nitro groups pass by the detector, they capture some of the electrons and reduce the current measured between the electrodes.
- XSD – The Halogen Specific Detector converts compounds containing halogens to their oxidation products and free halogen atoms by oxidative pyrolysis. These halogen atoms are adsorbed onto the activated platinum surface of the detector probe assembly resulting in an increase thermionic emission. This emission current provides a corresponding voltage that is measured via an electrometer circuit in the detector controller.
- PID – Photo Ionization Detector sample stream flows through the detector's reaction chamber where it is continuously irradiated with high energy ultraviolet light. When compounds are present that have a lower ionization potential than that of the irradiation energy (10.2 electron volts with standard lamp) they are ionized. The ions formed are collected in an electrical field, producing an ion current that is proportional to compound concentration. The ion current is amplified and output by the gas chromatograph's electrometer.
- FID – Flame Ionization Detector consists of a hydrogen / air flame and a collector plate. The effluent from the GC (trunkline) passes through the flame, which breaks down organic molecules and produces ions. The ions are collected on a biased electrode and produce an electric signal.

MIP Data Collection

- Depth - Data is collected every 0.05 feet, or twenty points per foot.
- Electrical Conductivity - Electrical Conductivity data is measured/collected in milli-siemens per Meter (ms/M). The conductivity of soils is different for each type of media. Finer grained sediments, such as silts or clays, will typically have a higher EC signal. While coarser grained sediments, sands and gravel, will typically have a lower EC signal.
- Rate of Penetration - Rate of penetration (ROP) is measured/collected in feet per minute (ft/min). Speed is an indication of the advancement rate of the MIP probe. In order to allow

for adequate heating of the MIP tooling, the MIP's ROP should not exceed one foot per minute.

- Temperature - Temperature data is measured/collected in Degrees Celsius. Temperature is an indication of the physical temperature of the MIP block. Minimum and Maximum temperature is collected at each vertical interval. Cascade's temperature protocol indicates that the MIP probe temperature shall maintain a minimum temperature of 90 Degrees Celsius.
- Pressure - Pressure data is measured/collected in PSI. The pressure readings represent the pressure being delivered to the MIP's nitrogen gas line. Deviations greater than of 1.5 PSI outside of the starting pressure indicate a system leak or obstruction is present.
- Detector (XSD, ECD, PID, FID) - Detector responses are measured/collected in micro Volts (uV). Detector responses are an indication of relative contaminant responses. Minimum and Maximum detector responses are collected at each vertical interval.

Response Testing

Response testing (RT) is an integral part of ensuring the quality of data from the MIP system. Response testing is conducted before and after each log. This ensures the validity of the data and the integrity of the system. The RT provides a traceable indication that the MIP system detectors are adequately responding and allows the carrier gas trip time to be calculated on the physical components of the system.

Cascade uses acceptance criteria to evaluate the RTs. The acceptable criteria for an RT is defined for specified concentrations of RT solution and a specified N2 trunkline flow rate. Documenting the RTs will provide a level of quality assurance for each MIP project and will also allow operators and data reviewers to identify systems in need of maintenance.

The trip time is measured by recording the time between the moment when the VOA is placed over the membrane and the response of the detectors, as viewed on the MIP data acquisition unit. The baseline and peak response value are also recorded for comparison with other MIP response tests. The trip time is entered manually into the data acquisition system account for the time it takes for compounds in the subsurface to travel the length of the trunkline during the MIP boring.

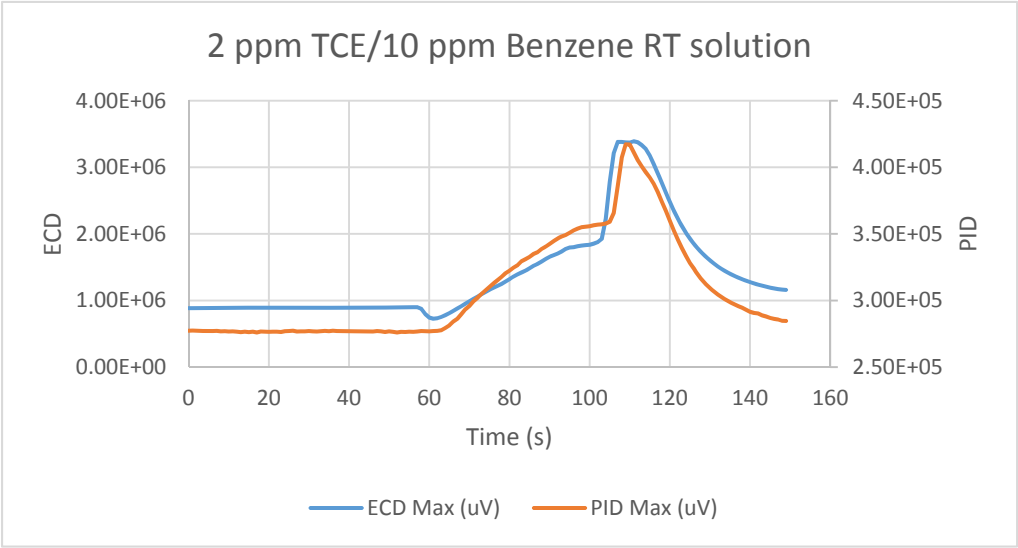

HPT System Overview

The HPT system is designed to evaluate the hydraulic behavior of unconsolidated materials. As the probe is pushed or hammered at 2cm/s, clean water is injected through a screen on the side of the HPT probe at a flow rate usually less than 300 mL/min. The injection pressure, which is monitored and plotted with depth, is an indication of the hydraulic properties of the soil. A relatively low pressure response indicates a relatively large grain size, and the ability to easily transmit water. However, a relatively high pressure response indicates a relatively small grain size, which correlates with the inability to transmit water.

HPT Data Collection

The HPT system collects depth, electrical conductivity, advancement rate, hydraulic pressure, and flow information. Additional detail regarding each of these parameters is provided below.

- Depth - Data is collected every 0.05 feet, or twenty points per foot.
- Electrical Conductivity - Electrical Conductivity (EC) data is collected in milli-siemens per meter (ms/M). The conductivity of soils is different for each type of media. Finer grained sediments, such as silts or clays, will typically have a higher EC signal. While coarser grained sediments, sands and gravel, will typically have a lower EC signal. Rate of penetration (ROP) – ROP is collected in units of feet per minute (ft/min). ROP of the HPT probe can vary due to operator advancement and soil types encountered.
- Pressure - Pressure data is collected in pounds per square inch (PSI). Pressure is an indication of hydraulic pressure applied to the subsurface by the HPT system. The system collects both the minimum and maximum pressures over each vertical interval.
- Flow - Flow data is collected in milliliters per minute (mL/min). Flow is an indication of the rate water that is pumped out of the membrane at the HPT probe. The system collects both the minimum and maximum flow over each vertical interval.
- Estimated Hydraulic Conductivity (est. K) – Hydraulic conductivity, symbolically represented as K, is an in-situ property that describes the ease with which water can move through pore spaces or fractures. It is dependent on the intrinsic permeability of the material and on the degree of saturation. With respect to the HPT system, the estimated K values are only applicable to the saturated portion of the formation. The estimated K value is calculated using the HPT pressure and flow data. It is also necessary to collect HPT response test data before and after each boring. Additionally, it is necessary to conduct at least one pressure dissipation test during the logging operation, below the static water table level.

HPT Reference Testing and Dissipation Tests

Reference testing is done to ensure that the HPT pressure transducer is working correctly and to evaluate the condition of the HPT injection screen. The HPT reference test also calculates atmospheric pressure which is required to obtain static water level readings and to determine the estimated K values for the log. HPT reference test utilizes a test tube to specifications such that a valve is located 6 inches above the HPT injection screen and the top of the tube is 6 inches above the valve. When the tube is filled completely with water, the 12 inches of water will supply an additional 0.433 psi of pressure on the injection screen (in addition to atmospheric pressure). When the valve (located 6 inches from the top of the tube and 6 inches from the injection screen) is opened, only 0.217 psi of additional pressure is

applied to the HPT injection screen. Therefore, the accuracy of the pressure transducer can be assessed by comparing the pressure reading when the tube is filled and when the tube is filled to the valve. There should be a 0.217 psi difference, this value is checked with and without flow. A tolerance of ±10% is applied for a passing test.

Dissipation tests are conducted to determine the additional static pressure added to the HPT pressure values from water in the formation. To conduct a dissipation test, advancement of the tooling is stopped, the HPT pump is stopped, and flow drops to zero. The pressure applied to the HPT pressure transducer by the injection of water into the formation begins to dissipate. This pressure should dissipate to a value equal to atmospheric pressure plus the static water pressure applied by water in the formation. In post-processing of the HPT log, the dissipation value and the atmospheric pressure determined during HPT reference testing can be used to remove the influence of atmospheric pressure and formational static water pressure from the HPT pressure values. Thereby correcting the HPT pressure to values that only indicates the hydraulic properties of the subsurface material.

Airtech Environmental Laboratories (AEL)

4620 E.Elwood St., Suite 13, Phoenix, AZ 85040 480-968-5888 Fax 480-966-1888

Date: February 10, 2017

Client:	Chris Jacquemin	Work Order #:	17A021
Company:	Tetra Tech	Project Name:	Hwy 260 + Johnson Ln
Address:	3822 E University Dr, Ste 3	Project Number:	--
	Phoenix, AZ 85034	Received Date:	1/27/2017

Dear Client:

Airtech Environmental Laboratories received eighteen (18) samples for analysis.

All analyses met laboratory QA/QC with any exceptions addressed in the Case Narrative.

If you have any questions or concerns regarding your samples analysis, please contact the laboratory at 480-968-5888

Sincerely,

Yu Min Shi
Technical Director
Airtech Environmental Labs

Arizona ADHS License No. AZ0740

Airtech Environmental Laboratories (AEL)

4620 E.Elwood St., Suite 13, Phoenix, AZ 85040 480-968-5888 Fax 480-966-1888

Date: February 10, 2017

Client:	Chris Jacquemin	Work Order #:	17A021
Company:	Tetra Tech	Project Name:	Hwy 260 + Johnson Ln
Address:	3822 E University Dr, Ste 3	Project Number:	--
	Phoenix, AZ 85034	Received Date:	1/27/2017

SAMPLE SUMMARY

LAB ID	CLIENT ID	METHOD	SAMPLE DATE	SAMPLE TIME
17A022-01	DC-1	TO-15	1/25/2017	10:42
17A022-02	DC-2	TO-15	1/25/2017	11:18
17A022-03	DC-4	TO-15	1/23/2017	18:18
17A022-04	DC-5	TO-15	1/23/2017	17:44
17A022-05	DC-6	TO-15	1/23/2017	18:46
17A022-06	DC-7	TO-15	1/23/2017	12:00
17A022-07	DC-9	TO-15	1/23/2017	12:29
17A022-08	DC-10	TO-15	1/23/2017	11:17
17A022-09	DC-11	TO-15	1/23/2017	12:59
17A022-10	DC-12	TO-15	1/23/2017	13:31
17A022-11	DC-14	TO-15	1/23/2017	13:56
17A022-12	DC-15	TO-15	1/23/2017	14:24
17A022-13	DC-16	TO-15	1/23/2017	16:12
17A022-14	SV-1	TO-15	1/23/2017	15:00
17A022-15	SV-2	TO-15	1/23/2017	15:40
17A022-16	SV-4	TO-15	1/23/2017	16:42
17A022-17	Earl Ambient Air	TO-15	1/23/2017	14:50
17A022-18	Earl Dup	TO-15	1/23/2017	--

Airtech Environmental Laboratories (AEL)
4620 E.Elwood St., Suite 13, Phoenix, AZ 85040 480-968-5888 Fax 480-966-1888

Date: February 10, 2017

Client:	Chris Jacquemin	Work Order #:	17A021
Company:	Tetra Tech	Project Name:	Hwy 260 + Johnson Ln
Address:	3822 E University Dr, Ste 3	Project Number:	--
	Phoenix, AZ 85034	Received Date:	01/27/17

Case Narrative

All samples and QC associated with your samples met the quality control objectives.
Data qualifiers in this report are in accordance with ADEQ Data Qualifiers.

T4: Tentatively identified compound. Concentration is estimated and based on the closest internal standard.

Airtech Environmental Laboratories (AEL) - AZ 0740
4620 E.Elwood St., Suite 13, Phoenix, AZ 85040 480-968-5888 Fax 480-966-1888

Client:	Tetra Tech	**Client Sample ID:**	N/A
Project:	Hwy 260 + Johnson Ln	**Project Number:**	--
Lab Order:	17A021	**Collection:**	N/A
Lab ID:	Kits QC	**Matrix:**	Air

		Canister				Grab Sampler	
		Type		Vacuum	Vacuum	Type	
	Client	1.0 liter		before sampled	after sampled	5 minute-fill 1.0L canister	
AEL#	ID	SN#	Clean Batch#	Hg inch	psia	SN#	Clean Batch#
17A022-01	DC-1	1831	1701-02	29.0	9.82	217	1612-02
17A022-02	DC-2	1884	1701-02	29.0	10.02	060	1612-02
17A022-03	DC-4	E2288	1701-03	29.0	11.01	076	1612-17
17A022-04	DC-5	1825	1701-06	29.0	11.26	131	1612-17
17A022-05	DC-6	1872	1612-14	29.0	10.52	005	1612-17
17A022-06	DC-7	1869	1701-04	29.0	10.98	082	1612-04
17A022-07	DC-9	E2099	1701-04	29.0	9.30	128	1612-04
17A022-08	DC-10	E2392	1701-06	29.0	9.71	219	1612-04
17A022-09	DC-11	E2103	1701-04	29.0	9.08	182	1612-04
17A022-10	DC-12	1803	1701-06	29.0	10.06	172	1612-04
17A022-11	DC-14	E2359	1701-06	29.0	10.68	003	1611-04
17A022-12	DC-15	E2098	1701-06	29.0	11.37	220	1612-04
17A022-13	DC-16	E2290	1701-06	29.0	11.20	006	1612-17
17A022-14	SV-1	1847	1701-06	29.0	9.08	155	1612-04
17A022-15	SV-2	E2406	1701-06	29.0	9.80	174	1612-17
17A022-16	SV-4	E2360	1701-06	29.0	9.74	080	1612-17
17A022-17	Earl Ambient Air	E2368	1701-06	29.0	10.14	186	1612-17
17A022-18	Earl Dup	E2396	1612-14	29.0	11.04	004	1612-17

Airtech Environmental Laboratories (AEL) - AZ 0740

4620 E.Elwood St., Suite 13, Phoenix, AZ 85040 480-968-5888 Fax 480-966-1888

Client:	Tetra Tech	**Client Sample ID:**	DC-1
Project:	Hwy 260 + Johnson Ln	**Project Number:**	--
Lab Order:	17A021	**Collection:**	1/25/2017
Lab ID:	01	**Matrix:**	Soil Vapor

	ppbv		ug/M^3				Date	
Analyses	**Result**	**Limit**	**Result**	**Limit**	**Qual**	**DF**	**Analyzed**	**CAS#**
VOLATILE ORGANICS IN AIR		**TO-15**					Analyst: JJ	
1,1,1-Trichloroethane	< 1.0	1.0	< 5.46	5.46		2	2/8/2017	71-55-6
1,1,2,2-Tetrachloroethane	< 1.0	1.0	< 6.87	6.87		2	2/8/2017	79-34-5
1,1,2-Trichloroethane	< 1.0	1.0	< 5.46	5.46		2	2/8/2017	79-00-5
1,1-Dichloroethane	< 1.0	1.0	< 4.05	4.05		2	2/8/2017	75-34-3
1,1-Dichloroethene	< 1.0	1.0	< 3.97	3.97		2	2/8/2017	75-35-4
1,2,4-Trichlorobenzene	< 4.0	4.0	< 29.7	29.7		2	2/8/2017	120-82-1
1,2,4-Trimethylbenzene	< 1.0	1.0	< 4.92	4.92		2	2/8/2017	95-63-6
1,2-Dibromoethane	< 1.0	1.0	< 7.68	7.68		2	2/8/2017	106-93-4
1,2-Dichlorobenzene	< 1.0	1.0	< 6.01	6.01		2	2/8/2017	95-50-1
1,2-Dichloroethane	< 1.0	1.0	< 4.05	4.05		2	2/8/2017	107-06-2
1,2-Dichloropropane	< 1.0	1.0	< 4.62	4.62		2	2/8/2017	78-87-5
1,3,5-Trimethylbenzene	< 1.0	1.0	< 4.92	4.92		2	2/8/2017	108-67-8
1,3-Butadiene	< 1.0	1.0	< 2.21	2.21		2	2/8/2017	106-99-0
1,3-Dichlorobenzene	< 1.0	1.0	< 6.01	6.01		2	2/8/2017	541-73-1
1,4-Dichlorobenzene	< 1.0	1.0	< 6.01	6.01		2	2/8/2017	106-46-7
1,4-Dioxane	< 4.0	4.0	< 14.4	14.4		2	2/8/2017	123-91-1
2,2,4-Trimethylpentane	< 1.0	1.0	< 4.66	4.66		2	2/8/2017	540-84-1
2-Butanone (MEK)	< 10	10	< 29.5	29.5		2	2/8/2017	78-93-3
2-Hexanone	< 10	10	< 41.0	41.0		2	2/8/2017	591-78-6
2-Propanol (IPA)	< 10	10	< 24.5	24.5		2	2/8/2017	67-63-0
4-Ethyltoluene	< 2.0	2.0	< 9.84	9.84		2	2/8/2017	622-96-8
4-Methyl-2-pentanone (MIK)	< 10	10	< 41.0	41.0		2	2/8/2017	108-10-1
Acetone	**17**	**10**	**39.9**	**23.8**		2	2/8/2017	67-64-1
Allyl chloride	< 2.0	2.0	< 6.26	6.26		2	2/8/2017	107-05-1
Benzene	**1.2**	**1.0**	**3.96**	**3.19**		2	2/8/2017	71-43-2
Benzyl chloride	< 4.0	4.0	< 20.7	20.7		2	2/8/2017	100-44-7
Bromodichloromethane	< 1.0	1.0	< 6.70	6.70		2	2/8/2017	75-27-4
Bromoethene(Vinyl Bromide)	< 1.0	1.0	< 4.37	4.37		2	2/8/2017	593-60-2
Bromoform	< 1.0	1.0	< 10.3	10.3		2	2/8/2017	75-25-2
Bromomethane	< 1.0	1.0	< 3.88	3.88		2	2/8/2017	74-83-9
Butyl benzene	< 2.0	2.0	< 11.0	11.0		2	2/8/2017	104-51-8
Carbon disulfide	< 4.0	4.0	< 12.4	12.4		2	2/8/2017	75-15-0
Carbon tetrachloride	< 1.0	1.0	< 6.29	6.29		2	2/8/2017	56-23-5
Chlorobenzene	< 1.0	1.0	< 4.60	4.60		2	2/8/2017	108-90-7
Chloroethane	< 1.0	1.0	< 2.64	2.64		2	2/8/2017	75-00-3
Chloroform	< 1.0	1.0	< 4.88	4.88		2	2/8/2017	67-66-3
Chloromethane	< 2.0	2.0	< 4.14	4.14		2	2/8/2017	74-87-3
cis-1,2-Dichloroethene	< 1.0	1.0	< 3.96	3.96		2	2/8/2017	156-59-2
cis-1,3-Dichloropropene	< 1.0	1.0	< 4.54	4.54		2	2/8/2017	542-75-6
Cyclohexane	< 1.0	1.0	< 3.44	3.44		2	2/8/2017	110-82-7
Dibromochloromethane	< 1.0	1.0	< 8.52	8.52		2	2/8/2017	124-48-1
Dichlorodifluoromethane(F-12)	< 2.0	2.0	< 9.90	9.90		2	2/8/2017	75-71-8
Dichlorotetrafluoroethane(F-114)	< 1.0	1.0	< 6.99	6.99		2	2/8/2017	76-14-2
Ethanol	< 10	10	< 18.8	18.8		2	2/8/2017	64-17-5
Ethyl Acetate	< 1.0	1.0	< 3.60	3.60		2	2/8/2017	141-78-6
Ethylbenzene	< 1.0	1.0	< 4.34	4.34		2	2/8/2017	100-41-4

Airtech Environmental Laboratories (AEL) - AZ 0740

4620 E.Elwood St., Suite 13, Phoenix, AZ 85040 480-968-5888 Fax 480-966-1888

Client:	Tetra Tech	**Client Sample ID:**	DC-1
Project:	Hwy 260 + Johnson Ln	**Project Number:**	--
Lab Order:	17A021	**Collection:**	1/25/2017
Lab ID:	01	**Matrix:**	Soil Vapor

Analyses	ppbv Result	ppbv Limit	ug/M^3 Result	ug/M^3 Limit	Qual	DF	Date Analyzed	CAS#
VOLATILE ORGANICS IN AIR		**TO-15**					Analyst: JJ	
Heptane	< 1.0	1.0	< 4.10	4.10		2	2/8/2017	142-82-5
Hexachlorobutadiene	< 2.0	2.0	< 21.3	21.3		2	2/8/2017	87-68-3
Hexane	< 2.0	2.0	< 7.04	7.04		2	2/8/2017	110-54-3
Isopropylbenzene	< 2.0	2.0	< 9.84	9.84		2	2/8/2017	98-82-8
m&p-Xylene	< 2.0	2.0	< 8.68	8.68		2	2/8/2017	179601-23-1
Methyl tert-butyl ether	< 4.0	4.0	< 14.4	14.4		2	2/8/2017	1634-04-4
Methylcyclohexane	< 2.0	2.0	< 8.04	8.04		2	2/8/2017	108-87-2
Methylene chloride	< 4.0	4.0	< 13.9	13.9		2	2/8/2017	75-09-2
Naphthalene	< 10	10	< 52.4	52.4		2	2/8/2017	91-20-3
Nonane	< 2.0	2.0	< 10.5	10.5		2	2/8/2017	111-84-2
Octane	**4.0**	**2.0**	**18.6**	**9.34**		2	2/8/2017	111-65-9
o-Xylene	< 1.0	1.0	< 4.34	4.34		2	2/8/2017	95-47-6
Propene (Propylene)	< 2.0	2.0	< 3.44	3.44		2	2/8/2017	115-07-1
Propylbenzene	< 2.0	2.0	< 9.84	9.84		2	2/8/2017	103-65-1
Sec-Butyl benzene	< 2.0	2.0	< 11.0	11.0		2	2/8/2017	135-98-8
Styrene	< 1.0	1.0	< 4.26	4.26		2	2/8/2017	100-42-5
Tert-Butyl benzene	< 2.0	2.0	< 11.0	11.0		2	2/8/2017	98-06-6
Tetrachloroethene	**605**	**20**	**4,105**	**136**		20	2/9/2017	127-18-4
Tetrahydrofuran	< 4.0	4.0	< 11.8	11.8		2	2/8/2017	109-99-9
Toluene	**1.4**	**1.0**	**5.43**	**3.77**		2	2/8/2017	108-88-3
trans-1,2-Dichloroethene	< 1.0	1.0	< 3.96	3.96		2	2/8/2017	156-60-5
trans-1,3-Dichloropropene	< 1.0	1.0	< 4.54	4.54		2	2/8/2017	542-75-6
Trichloroethene	< 1.0	1.0	< 5.37	5.37		2	2/8/2017	79-01-6
Trichlorofluoromethane(F-11)	< 1.0	1.0	< 5.62	5.62		2	2/8/2017	75-69-4
Trichlorotrifluoroethane(F-113)	< 1.0	1.0	< 7.66	7.66		2	2/8/2017	76-13-1
Vinyl acetate	< 1.0	1.0	< 3.52	3.52		2	2/8/2017	108-05-4
Vinyl chloride	< 1.0	1.0	< 2.56	2.56		2	2/8/2017	75-01-4
Surr: 4-Bromofluorobenzene	103	70-130	%REC					

Tentatively Identified Compounds (TIC's)

Difluoroethane	< 20	20	ppbv		T4	2	2/8/2017

Airtech Environmental Laboratories (AEL) - AZ 0740

4620 E.Elwood St., Suite 13, Phoenix, AZ 85040 480-968-5888 Fax 480-966-1888

Client:	Tetra Tech	**Client Sample ID:**	DC-2
Project:	Hwy 260 + Johnson Ln	**Project Number:**	--
Lab Order:	17A021	**Collection:**	1/25/2017
Lab ID:	02	**Matrix:**	Soil Vapor

	ppbv		ug/M^3				Date	
Analyses	**Result**	**Limit**	**Result**	**Limit**	**Qual**	**DF**	**Analyzed**	**CAS#**
VOLATILE ORGANICS IN AIR		**TO-15**					Analyst: JJ	
1,1,1-Trichloroethane	< 1.0	1.0	< 5.46	5.46		2	2/8/2017	71-55-6
1,1,2,2-Tetrachloroethane	< 1.0	1.0	< 6.87	6.87		2	2/8/2017	79-34-5
1,1,2-Trichloroethane	< 1.0	1.0	< 5.46	5.46		2	2/8/2017	79-00-5
1,1-Dichloroethane	< 1.0	1.0	< 4.05	4.05		2	2/8/2017	75-34-3
1,1-Dichloroethene	< 1.0	1.0	< 3.97	3.97		2	2/8/2017	75-35-4
1,2,4-Trichlorobenzene	< 4.0	4.0	< 29.7	29.7		2	2/8/2017	120-82-1
1,2,4-Trimethylbenzene	< 1.0	1.0	< 4.92	4.92		2	2/8/2017	95-63-6
1,2-Dibromoethane	< 1.0	1.0	< 7.68	7.68		2	2/8/2017	106-93-4
1,2-Dichlorobenzene	< 1.0	1.0	< 6.01	6.01		2	2/8/2017	95-50-1
1,2-Dichloroethane	< 1.0	1.0	< 4.05	4.05		2	2/8/2017	107-06-2
1,2-Dichloropropane	< 1.0	1.0	< 4.62	4.62		2	2/8/2017	78-87-5
1,3,5-Trimethylbenzene	< 1.0	1.0	< 4.92	4.92		2	2/8/2017	108-67-8
1,3-Butadiene	< 1.0	1.0	< 2.21	2.21		2	2/8/2017	106-99-0
1,3-Dichlorobenzene	< 1.0	1.0	< 6.01	6.01		2	2/8/2017	541-73-1
1,4-Dichlorobenzene	< 1.0	1.0	< 6.01	6.01		2	2/8/2017	106-46-7
1,4-Dioxane	< 4.0	4.0	< 14.4	14.4		2	2/8/2017	123-91-1
2,2,4-Trimethylpentane	< 1.0	1.0	< 4.66	4.66		2	2/8/2017	540-84-1
2-Butanone (MEK)	< 10	10	< 29.5	29.5		2	2/8/2017	78-93-3
2-Hexanone	< 10	10	< 41.0	41.0		2	2/8/2017	591-78-6
2-Propanol (IPA)	< 10	10	< 24.5	24.5		2	2/8/2017	67-63-0
4-Ethyltoluene	< 2.0	2.0	< 9.84	9.84		2	2/8/2017	622-96-8
4-Methyl-2-pentanone (MIK)	< 10	10	< 41.0	41.0		2	2/8/2017	108-10-1
Acetone	< 10	10	< 23.8	23.8		2	2/8/2017	67-64-1
Allyl chloride	< 2.0	2.0	< 6.26	6.26		2	2/8/2017	107-05-1
Benzene	< 1.0	1.0	< 3.19	3.19		2	2/8/2017	71-43-2
Benzyl chloride	< 4.0	4.0	< 20.7	20.7		2	2/8/2017	100-44-7
Bromodichloromethane	< 1.0	1.0	< 6.70	6.70		2	2/8/2017	75-27-4
Bromoethene(Vinyl Bromide)	< 1.0	1.0	< 4.37	4.37		2	2/8/2017	593-60-2
Bromoform	< 1.0	1.0	< 10.3	10.3		2	2/8/2017	75-25-2
Bromomethane	< 1.0	1.0	< 3.88	3.88		2	2/8/2017	74-83-9
Butyl benzene	< 2.0	2.0	< 11.0	11.0		2	2/8/2017	104-51-8
Carbon disulfide	**23**	**4.0**	**72.8**	**12.4**		2	2/8/2017	75-15-0
Carbon tetrachloride	< 1.0	1.0	< 6.29	6.29		2	2/8/2017	56-23-5
Chlorobenzene	< 1.0	1.0	< 4.60	4.60		2	2/8/2017	108-90-7
Chloroethane	< 1.0	1.0	< 2.64	2.64		2	2/8/2017	75-00-3
Chloroform	< 1.0	1.0	< 4.88	4.88		2	2/8/2017	67-66-3
Chloromethane	< 2.0	2.0	< 4.14	4.14		2	2/8/2017	74-87-3
cis-1,2-Dichloroethene	< 1.0	1.0	< 3.96	3.96		2	2/8/2017	156-59-2
cis-1,3-Dichloropropene	< 1.0	1.0	< 4.54	4.54		2	2/8/2017	542-75-6
Cyclohexane	< 1.0	1.0	< 3.44	3.44		2	2/8/2017	110-82-7
Dibromochloromethane	< 1.0	1.0	< 8.52	8.52		2	2/8/2017	124-48-1
Dichlorodifluoromethane(F-12)	< 2.0	2.0	< 9.90	9.90		2	2/8/2017	75-71-8
Dichlorotetrafluoroethane(F-114)	< 1.0	1.0	< 6.99	6.99		2	2/8/2017	76-14-2
Ethanol	< 10	10	< 18.8	18.8		2	2/8/2017	64-17-5
Ethyl Acetate	< 1.0	1.0	< 3.60	3.60		2	2/8/2017	141-78-6
Ethylbenzene	< 1.0	1.0	< 4.34	4.34		2	2/8/2017	100-41-4

Airtech Environmental Laboratories (AEL) - AZ 0740

4620 E.Elwood St., Suite 13, Phoenix, AZ 85040 480-968-5888 Fax 480-966-1888

Client:	Tetra Tech	**Client Sample ID:**	DC-2
Project:	Hwy 260 + Johnson Ln	**Project Number:**	--
Lab Order:	17A021	**Collection:**	1/25/2017
Lab ID:	02	**Matrix:**	Soil Vapor

Analyses	ppbv Result	ppbv Limit	ug/M^3 Result	ug/M^3 Limit	Qual	DF	Date Analyzed	CAS#
VOLATILE ORGANICS IN AIR		**TO-15**					Analyst: JJ	
Heptane	< 1.0	1.0	< 4.10	4.10		2	2/8/2017	142-82-5
Hexachlorobutadiene	< 2.0	2.0	< 21.3	21.3		2	2/8/2017	87-68-3
Hexane	< 2.0	2.0	< 7.04	7.04		2	2/8/2017	110-54-3
Isopropylbenzene	< 2.0	2.0	< 9.84	9.84		2	2/8/2017	98-82-8
m&p-Xylene	< 2.0	2.0	< 8.68	8.68		2	2/8/2017	179601-23-1
Methyl tert-butyl ether	< 4.0	4.0	< 14.4	14.4		2	2/8/2017	1634-04-4
Methylcyclohexane	< 2.0	2.0	< 8.04	8.04		2	2/8/2017	108-87-2
Methylene chloride	< 4.0	4.0	< 13.9	13.9		2	2/8/2017	75-09-2
Naphthalene	< 10	10	< 52.4	52.4		2	2/8/2017	91-20-3
Nonane	< 2.0	2.0	< 10.5	10.5		2	2/8/2017	111-84-2
Octane	< 2.0	2.0	< 9.34	9.34		2	2/8/2017	111-65-9
o-Xylene	< 1.0	1.0	< 4.34	4.34		2	2/8/2017	95-47-6
Propene (Propylene)	< 2.0	2.0	< 3.44	3.44		2	2/8/2017	115-07-1
Propylbenzene	< 2.0	2.0	< 9.84	9.84		2	2/8/2017	103-65-1
Sec-Butyl benzene	< 2.0	2.0	< 11.0	11.0		2	2/8/2017	135-98-8
Styrene	< 1.0	1.0	< 4.26	4.26		2	2/8/2017	100-42-5
Tert-Butyl benzene	< 2.0	2.0	< 11.0	11.0		2	2/8/2017	98-06-6
Tetrachloroethene	**450**	**20**	**3,051**	**136**		20	2/9/2017	127-18-4
Tetrahydrofuran	< 4.0	4.0	< 11.8	11.8		2	2/8/2017	109-99-9
Toluene	< 1.0	1.0	< 3.77	3.77		2	2/8/2017	108-88-3
trans-1,2-Dichloroethene	< 1.0	1.0	< 3.96	3.96		2	2/8/2017	156-60-5
trans-1,3-Dichloropropene	< 1.0	1.0	< 4.54	4.54		2	2/8/2017	542-75-6
Trichloroethene	< 1.0	1.0	< 5.37	5.37		2	2/8/2017	79-01-6
Trichlorofluoromethane(F-11)	< 1.0	1.0	< 5.62	5.62		2	2/8/2017	75-69-4
Trichlorotrifluoroethane(F-113)	< 1.0	1.0	< 7.66	7.66		2	2/8/2017	76-13-1
Vinyl acetate	< 1.0	1.0	< 3.52	3.52		2	2/8/2017	108-05-4
Vinyl chloride	< 1.0	1.0	< 2.56	2.56		2	2/8/2017	75-01-4
Surr: 4-Bromofluorobenzene	97.7	70-130	%REC					

Tentatively Identified Compounds (TIC's)

Difluoroethane	< 20	20	ppbv		T4	2	2/8/2017

Airtech Environmental Laboratories (AEL) - AZ 0740

4620 E.Elwood St., Suite 13, Phoenix, AZ 85040 480-968-5888 Fax 480-966-1888

Client:	Tetra Tech	**Client Sample ID:**	DC-4
Project:	Hwy 260 + Johnson Ln	**Project Number:**	--
Lab Order:	17A021	**Collection:**	1/25/2017
Lab ID:	03	**Matrix:**	Soil Vapor

	ppbv		ug/M^3				Date	
Analyses	**Result**	**Limit**	**Result**	**Limit**	**Qual**	**DF**	**Analyzed**	**CAS#**
VOLATILE ORGANICS IN AIR		**TO-15**					Analyst: JJ	
1,1,1-Trichloroethane	< 1.0	1.0	< 5.46	5.46		2	2/9/2017	71-55-6
1,1,2,2-Tetrachloroethane	< 1.0	1.0	< 6.87	6.87		2	2/9/2017	79-34-5
1,1,2-Trichloroethane	< 1.0	1.0	< 5.46	5.46		2	2/9/2017	79-00-5
1,1-Dichloroethane	< 1.0	1.0	< 4.05	4.05		2	2/9/2017	75-34-3
1,1-Dichloroethene	< 1.0	1.0	< 3.97	3.97		2	2/9/2017	75-35-4
1,2,4-Trichlorobenzene	< 4.0	4.0	< 29.7	29.7		2	2/9/2017	120-82-1
1,2,4-Trimethylbenzene	< 1.0	1.0	< 4.92	4.92		2	2/9/2017	95-63-6
1,2-Dibromoethane	< 1.0	1.0	< 7.68	7.68		2	2/9/2017	106-93-4
1,2-Dichlorobenzene	< 1.0	1.0	< 6.01	6.01		2	2/9/2017	95-50-1
1,2-Dichloroethane	< 1.0	1.0	< 4.05	4.05		2	2/9/2017	107-06-2
1,2-Dichloropropane	< 1.0	1.0	< 4.62	4.62		2	2/9/2017	78-87-5
1,3,5-Trimethylbenzene	< 1.0	1.0	< 4.92	4.92		2	2/9/2017	108-67-8
1,3-Butadiene	< 1.0	1.0	< 2.21	2.21		2	2/9/2017	106-99-0
1,3-Dichlorobenzene	< 1.0	1.0	< 6.01	6.01		2	2/9/2017	541-73-1
1,4-Dichlorobenzene	< 1.0	1.0	< 6.01	6.01		2	2/9/2017	106-46-7
1,4-Dioxane	< 4.0	4.0	< 14.4	14.4		2	2/9/2017	123-91-1
2,2,4-Trimethylpentane	< 1.0	1.0	< 4.66	4.66		2	2/9/2017	540-84-1
2-Butanone (MEK)	< 10	10	< 29.5	29.5		2	2/9/2017	78-93-3
2-Hexanone	< 10	10	< 41.0	41.0		2	2/9/2017	591-78-6
2-Propanol (IPA)	< 10	10	< 24.5	24.5		2	2/9/2017	67-63-0
4-Ethyltoluene	< 2.0	2.0	< 9.84	9.84		2	2/9/2017	622-96-8
4-Methyl-2-pentanone (MIK)	< 10	10	< 41.0	41.0		2	2/9/2017	108-10-1
Acetone	**37**	**10**	**88.3**	**23.8**		2	2/9/2017	67-64-1
Allyl chloride	< 2.0	2.0	< 6.26	6.26		2	2/9/2017	107-05-1
Benzene	< 1.0	1.0	< 3.19	3.19		2	2/9/2017	71-43-2
Benzyl chloride	< 4.0	4.0	< 20.7	20.7		2	2/9/2017	100-44-7
Bromodichloromethane	< 1.0	1.0	< 6.70	6.70		2	2/9/2017	75-27-4
Bromoethene(Vinyl Bromide)	< 1.0	1.0	< 4.37	4.37		2	2/9/2017	593-60-2
Bromoform	< 1.0	1.0	< 10.3	10.3		2	2/9/2017	75-25-2
Bromomethane	< 1.0	1.0	< 3.88	3.88		2	2/9/2017	74-83-9
Butyl benzene	< 2.0	2.0	< 11.0	11.0		2	2/9/2017	104-51-8
Carbon disulfide	< 4.0	4.0	< 12.4	12.4		2	2/9/2017	75-15-0
Carbon tetrachloride	< 1.0	1.0	< 6.29	6.29		2	2/9/2017	56-23-5
Chlorobenzene	< 1.0	1.0	< 4.60	4.60		2	2/9/2017	108-90-7
Chloroethane	< 1.0	1.0	< 2.64	2.64		2	2/9/2017	75-00-3
Chloroform	< 1.0	1.0	< 4.88	4.88		2	2/9/2017	67-66-3
Chloromethane	< 2.0	2.0	< 4.14	4.14		2	2/9/2017	74-87-3
cis-1,2-Dichloroethene	< 1.0	1.0	< 3.96	3.96		2	2/9/2017	156-59-2
cis-1,3-Dichloropropene	< 1.0	1.0	< 4.54	4.54		2	2/9/2017	542-75-6
Cyclohexane	< 1.0	1.0	< 3.44	3.44		2	2/9/2017	110-82-7
Dibromochloromethane	< 1.0	1.0	< 8.52	8.52		2	2/9/2017	124-48-1
Dichlorodifluoromethane(F-12)	< 2.0	2.0	< 9.90	9.90		2	2/9/2017	75-71-8
Dichlorotetrafluoroethane(F-114)	< 1.0	1.0	< 6.99	6.99		2	2/9/2017	76-14-2
Ethanol	< 10	10	< 18.8	18.8		2	2/9/2017	64-17-5
Ethyl Acetate	< 1.0	1.0	< 3.60	3.60		2	2/9/2017	141-78-6
Ethylbenzene	< 1.0	1.0	< 4.34	4.34		2	2/9/2017	100-41-4

Airtech Environmental Laboratories (AEL) - AZ 0740

4620 E.Elwood St., Suite 13, Phoenix, AZ 85040 480-968-5888 Fax 480-966-1888

Client:	Tetra Tech	**Client Sample ID:**	DC-4
Project:	Hwy 260 + Johnson Ln	**Project Number:**	--
Lab Order:	17A021	**Collection:**	1/25/2017
Lab ID:	03	**Matrix:**	Soil Vapor

	ppbv		ug/M^3				Date	
Analyses	**Result**	**Limit**	**Result**	**Limit**	**Qual**	**DF**	**Analyzed**	**CAS#**
VOLATILE ORGANICS IN AIR		**TO-15**					Analyst: JJ	
Heptane	< 1.0	1.0	< 4.10	4.10		2	2/9/2017	142-82-5
Hexachlorobutadiene	< 2.0	2.0	< 21.3	21.3		2	2/9/2017	87-68-3
Hexane	< 2.0	2.0	< 7.04	7.04		2	2/9/2017	110-54-3
Isopropylbenzene	< 2.0	2.0	< 9.84	9.84		2	2/9/2017	98-82-8
m&p-Xylene	< 2.0	2.0	< 8.68	8.68		2	2/9/2017	179601-23-1
Methyl tert-butyl ether	< 4.0	4.0	< 14.4	14.4		2	2/9/2017	1634-04-4
Methylcyclohexane	< 2.0	2.0	< 8.04	8.04		2	2/9/2017	108-87-2
Methylene chloride	< 4.0	4.0	< 13.9	13.9		2	2/9/2017	75-09-2
Naphthalene	< 10	10	< 52.4	52.4		2	2/9/2017	91-20-3
Nonane	< 2.0	2.0	< 10.5	10.5		2	2/9/2017	111-84-2
Octane	< 2.0	2.0	< 9.34	9.34		2	2/9/2017	111-65-9
o-Xylene	< 1.0	1.0	< 4.34	4.34		2	2/9/2017	95-47-6
Propene (Propylene)	< 2.0	2.0	< 3.44	3.44		2	2/9/2017	115-07-1
Propylbenzene	< 2.0	2.0	< 9.84	9.84		2	2/9/2017	103-65-1
Sec-Butyl benzene	< 2.0	2.0	< 11.0	11.0		2	2/9/2017	135-98-8
Styrene	< 1.0	1.0	< 4.26	4.26		2	2/9/2017	100-42-5
Tert-Butyl benzene	< 2.0	2.0	< 11.0	11.0		2	2/9/2017	98-06-6
Tetrachloroethene	**48**	**2.0**	**327**	**13.6**		2	2/9/2017	127-18-4
Tetrahydrofuran	< 4.0	4.0	< 11.8	11.8		2	2/9/2017	109-99-9
Toluene	< 1.0	1.0	< 3.77	3.77		2	2/9/2017	108-88-3
trans-1,2-Dichloroethene	< 1.0	1.0	< 3.96	3.96		2	2/9/2017	156-60-5
trans-1,3-Dichloropropene	< 1.0	1.0	< 4.54	4.54		2	2/9/2017	542-75-6
Trichloroethene	< 1.0	1.0	< 5.37	5.37		2	2/9/2017	79-01-6
Trichlorofluoromethane(F-11)	< 1.0	1.0	< 5.62	5.62		2	2/9/2017	75-69-4
Trichlorotrifluoroethane(F-113)	< 1.0	1.0	< 7.66	7.66		2	2/9/2017	76-13-1
Vinyl acetate	< 1.0	1.0	< 3.52	3.52		2	2/9/2017	108-05-4
Vinyl chloride	< 1.0	1.0	< 2.56	2.56		2	2/9/2017	75-01-4
Surr: 4-Bromofluorobenzene	97.9	70-130	%REC					

Tentatively Identified Compounds (TIC's)

Difluoroethane	< 20	20	ppbv		T4	2	2/9/2017

Airtech Environmental Laboratories (AEL) - AZ 0740

4620 E.Elwood St., Suite 13, Phoenix, AZ 85040 480-968-5888 Fax 480-966-1888

Client:	Tetra Tech	**Client Sample ID:**	DC-5
Project:	Hwy 260 + Johnson Ln	**Project Number:**	--
Lab Order:	17A021	**Collection:**	1/25/2017
Lab ID:	04	**Matrix:**	Soil Vapor

	ppbv		ug/M^3				Date	
Analyses	**Result**	**Limit**	**Result**	**Limit**	**Qual**	**DF**	**Analyzed**	**CAS#**
VOLATILE ORGANICS IN AIR		**TO-15**					Analyst: JJ	
1,1,1-Trichloroethane	< 10	10	< 54.6	54.6		20	2/8/2017	71-55-6
1,1,2,2-Tetrachloroethane	< 10	10	< 68.7	68.7		20	2/8/2017	79-34-5
1,1,2-Trichloroethane	< 10	10	< 54.6	54.6		20	2/8/2017	79-00-5
1,1-Dichloroethane	< 10	10	< 40.5	40.5		20	2/8/2017	75-34-3
1,1-Dichloroethene	< 10	10	< 39.7	39.7		20	2/8/2017	75-35-4
1,2,4-Trichlorobenzene	< 40	40	< 297	297		20	2/8/2017	120-82-1
1,2,4-Trimethylbenzene	< 10	10	< 49.2	49.2		20	2/8/2017	95-63-6
1,2-Dibromoethane	< 10	10	< 76.8	76.8		20	2/8/2017	106-93-4
1,2-Dichlorobenzene	< 10	10	< 60.1	60.1		20	2/8/2017	95-50-1
1,2-Dichloroethane	< 10	10	< 40.5	40.5		20	2/8/2017	107-06-2
1,2-Dichloropropane	< 10	10	< 46.2	46.2		20	2/8/2017	78-87-5
1,3,5-Trimethylbenzene	< 10	10	< 49.2	49.2		20	2/8/2017	108-67-8
1,3-Butadiene	< 10	10	< 22.1	22.1		20	2/8/2017	106-99-0
1,3-Dichlorobenzene	< 10	10	< 60.1	60.1		20	2/8/2017	541-73-1
1,4-Dichlorobenzene	< 10	10	< 60.1	60.1		20	2/8/2017	106-46-7
1,4-Dioxane	< 40	40	< 144	144		20	2/8/2017	123-91-1
2,2,4-Trimethylpentane	< 10	10	< 46.6	46.6		20	2/8/2017	540-84-1
2-Butanone (MEK)	< 100	100	< 295	295		20	2/8/2017	78-93-3
2-Hexanone	< 100	100	< 410	410		20	2/8/2017	591-78-6
2-Propanol (IPA)	< 100	100	< 245	245		20	2/8/2017	67-63-0
4-Ethyltoluene	< 20	20	< 98.4	98.4		20	2/8/2017	622-96-8
4-Methyl-2-pentanone (MIK)	< 100	100	< 410	410		20	2/8/2017	108-10-1
Acetone	< 100	100	< 238	238		20	2/8/2017	67-64-1
Allyl chloride	< 20	20	< 62.6	62.6		20	2/8/2017	107-05-1
Benzene	< 10	10	< 31.9	31.9		20	2/8/2017	71-43-2
Benzyl chloride	< 40	40	< 207	207		20	2/8/2017	100-44-7
Bromodichloromethane	< 10	10	< 67.0	67.0		20	2/8/2017	75-27-4
Bromoethene(Vinyl Bromide)	< 10	10	< 43.7	43.7		20	2/8/2017	593-60-2
Bromoform	< 10	10	< 103	103		20	2/8/2017	75-25-2
Bromomethane	< 10	10	< 38.8	38.8		20	2/8/2017	74-83-9
Butyl benzene	< 20	20	< 110	110		20	2/8/2017	104-51-8
Carbon disulfide	< 40	40	< 124	124		20	2/8/2017	75-15-0
Carbon tetrachloride	< 10	10	< 62.9	62.9		20	2/8/2017	56-23-5
Chlorobenzene	< 10	10	< 46.0	46.0		20	2/8/2017	108-90-7
Chloroethane	< 10	10	< 26.4	26.4		20	2/8/2017	75-00-3
Chloroform	< 10	10	< 48.8	48.8		20	2/8/2017	67-66-3
Chloromethane	< 20	20	< 41.4	41.4		20	2/8/2017	74-87-3
cis-1,2-Dichloroethene	< 10	10	< 39.6	39.6		20	2/8/2017	156-59-2
cis-1,3-Dichloropropene	< 10	10	< 45.4	45.4		20	2/8/2017	542-75-6
Cyclohexane	< 10	10	< 34.4	34.4		20	2/8/2017	110-82-7
Dibromochloromethane	< 10	10	< 85.2	85.2		20	2/8/2017	124-48-1
Dichlorodifluoromethane(F-12)	< 20	20	< 99.0	99.0		20	2/8/2017	75-71-8
Dichlorotetrafluoroethane(F-114)	< 10	10	< 69.9	69.9		20	2/8/2017	76-14-2
Ethanol	< 100	100	< 188	188		20	2/8/2017	64-17-5
Ethyl Acetate	< 10	10	< 36.0	36.0		20	2/8/2017	141-78-6
Ethylbenzene	< 10	10	< 43.4	43.4		20	2/8/2017	100-41-4

Airtech Environmental Laboratories (AEL) - AZ 0740

4620 E.Elwood St., Suite 13, Phoenix, AZ 85040 480-968-5888 Fax 480-966-1888

Client:	Tetra Tech	**Client Sample ID:**	DC-5
Project:	Hwy 260 + Johnson Ln	**Project Number:**	--
Lab Order:	17A021	**Collection:**	1/25/2017
Lab ID:	04	**Matrix:**	Soil Vapor

Analyses	ppbv Result	ppbv Limit	ug/M^3 Result	ug/M^3 Limit	Qual	DF	Date Analyzed	CAS#
VOLATILE ORGANICS IN AIR		**TO-15**					Analyst: JJ	
Heptane	< 10	10	< 41.0	41.0		20	2/8/2017	142-82-5
Hexachlorobutadiene	< 20	20	< 213	213		20	2/8/2017	87-68-3
Hexane	< 20	20	< 70.4	70.4		20	2/8/2017	110-54-3
Isopropylbenzene	< 20	20	< 98.4	98.4		20	2/8/2017	98-82-8
m&p-Xylene	< 20	20	< 86.8	86.8		20	2/8/2017	179601-23-1
Methyl tert-butyl ether	< 40	40	< 144	144		20	2/8/2017	1634-04-4
Methylcyclohexane	< 20	20	< 80.4	80.4		20	2/8/2017	108-87-2
Methylene chloride	< 40	40	< 139	139		20	2/8/2017	75-09-2
Naphthalene	< 100	100	< 524	524		20	2/8/2017	91-20-3
Nonane	< 20	20	< 105	105		20	2/8/2017	111-84-2
Octane	< 20	20	< 93.4	93.4		20	2/8/2017	111-65-9
o-Xylene	< 10	10	< 43.4	43.4		20	2/8/2017	95-47-6
Propene (Propylene)	< 20	20	< 34.4	34.4		20	2/8/2017	115-07-1
Propylbenzene	< 20	20	< 98.4	98.4		20	2/8/2017	103-65-1
Sec-Butyl benzene	< 20	20	< 110	110		20	2/8/2017	135-98-8
Styrene	< 10	10	< 42.6	42.6		20	2/8/2017	100-42-5
Tert-Butyl benzene	< 20	20	< 110	110		20	2/8/2017	98-06-6
Tetrachloroethene	**359**	**20**	**2,435**	**136**		20	2/8/2017	127-18-4
Tetrahydrofuran	< 40	40	< 118	118		20	2/8/2017	109-99-9
Toluene	< 10	10	< 37.7	37.7		20	2/8/2017	108-88-3
trans-1,2-Dichloroethene	< 10	10	< 39.6	39.6		20	2/8/2017	156-60-5
trans-1,3-Dichloropropene	< 10	10	< 45.4	45.4		20	2/8/2017	542-75-6
Trichloroethene	< 10	10	< 53.7	53.7		20	2/8/2017	79-01-6
Trichlorofluoromethane(F-11)	< 10	10	< 56.2	56.2		20	2/8/2017	75-69-4
Trichlorotrifluoroethane(F-113)	< 10	10	< 76.6	76.6		20	2/8/2017	76-13-1
Vinyl acetate	< 10	10	< 35.2	35.2		20	2/8/2017	108-05-4
Vinyl chloride	< 10	10	< 25.6	25.6		20	2/8/2017	75-01-4
Surr: 4-Bromofluorobenzene	95.7	70-130	%REC					

Tentatively Identified Compounds (TIC's)

Difluoroethane	< 200	200	ppbv		T4	20	2/8/2017

Airtech Environmental Laboratories (AEL) - AZ 0740

4620 E.Elwood St., Suite 13, Phoenix, AZ 85040 480-968-5888 Fax 480-966-1888

Client:	Tetra Tech	**Client Sample ID:**	DC-6
Project:	Hwy 260 + Johnson Ln	**Project Number:**	--
Lab Order:	17A021	**Collection:**	1/25/2017
Lab ID:	05	**Matrix:**	Soil Vapor

	ppbv		ug/M^3				Date	
Analyses	**Result**	**Limit**	**Result**	**Limit**	**Qual**	**DF**	**Analyzed**	**CAS#**
VOLATILE ORGANICS IN AIR		**TO-15**					Analyst: JJ	
1,1,1-Trichloroethane	< 10	10	< 54.6	54.6		20	2/8/2017	71-55-6
1,1,2,2-Tetrachloroethane	< 10	10	< 68.7	68.7		20	2/8/2017	79-34-5
1,1,2-Trichloroethane	< 10	10	< 54.6	54.6		20	2/8/2017	79-00-5
1,1-Dichloroethane	< 10	10	< 40.5	40.5		20	2/8/2017	75-34-3
1,1-Dichloroethene	< 10	10	< 39.7	39.7		20	2/8/2017	75-35-4
1,2,4-Trichlorobenzene	< 40	40	< 297	297		20	2/8/2017	120-82-1
1,2,4-Trimethylbenzene	< 10	10	< 49.2	49.2		20	2/8/2017	95-63-6
1,2-Dibromoethane	< 10	10	< 76.8	76.8		20	2/8/2017	106-93-4
1,2-Dichlorobenzene	< 10	10	< 60.1	60.1		20	2/8/2017	95-50-1
1,2-Dichloroethane	< 10	10	< 40.5	40.5		20	2/8/2017	107-06-2
1,2-Dichloropropane	< 10	10	< 46.2	46.2		20	2/8/2017	78-87-5
1,3,5-Trimethylbenzene	< 10	10	< 49.2	49.2		20	2/8/2017	108-67-8
1,3-Butadiene	< 10	10	< 22.1	22.1		20	2/8/2017	106-99-0
1,3-Dichlorobenzene	< 10	10	< 60.1	60.1		20	2/8/2017	541-73-1
1,4-Dichlorobenzene	< 10	10	< 60.1	60.1		20	2/8/2017	106-46-7
1,4-Dioxane	< 40	40	< 144	144		20	2/8/2017	123-91-1
2,2,4-Trimethylpentane	< 10	10	< 46.6	46.6		20	2/8/2017	540-84-1
2-Butanone (MEK)	< 100	100	< 295	295		20	2/8/2017	78-93-3
2-Hexanone	< 100	100	< 410	410		20	2/8/2017	591-78-6
2-Propanol (IPA)	< 100	100	< 245	245		20	2/8/2017	67-63-0
4-Ethyltoluene	< 20	20	< 98.4	98.4		20	2/8/2017	622-96-8
4-Methyl-2-pentanone (MIK)	< 100	100	< 410	410		20	2/8/2017	108-10-1
Acetone	< 100	100	< 238	238		20	2/8/2017	67-64-1
Allyl chloride	< 20	20	< 62.6	62.6		20	2/8/2017	107-05-1
Benzene	< 10	10	< 31.9	31.9		20	2/8/2017	71-43-2
Benzyl chloride	< 40	40	< 207	207		20	2/8/2017	100-44-7
Bromodichloromethane	< 10	10	< 67.0	67.0		20	2/8/2017	75-27-4
Bromoethene(Vinyl Bromide)	< 10	10	< 43.7	43.7		20	2/8/2017	593-60-2
Bromoform	< 10	10	< 103	103		20	2/8/2017	75-25-2
Bromomethane	< 10	10	< 38.8	38.8		20	2/8/2017	74-83-9
Butyl benzene	< 20	20	< 110	110		20	2/8/2017	104-51-8
Carbon disulfide	< 40	40	< 124	124		20	2/8/2017	75-15-0
Carbon tetrachloride	< 10	10	< 62.9	62.9		20	2/8/2017	56-23-5
Chlorobenzene	< 10	10	< 46.0	46.0		20	2/8/2017	108-90-7
Chloroethane	< 10	10	< 26.4	26.4		20	2/8/2017	75-00-3
Chloroform	< 10	10	< 48.8	48.8		20	2/8/2017	67-66-3
Chloromethane	< 20	20	< 41.4	41.4		20	2/8/2017	74-87-3
cis-1,2-Dichloroethene	< 10	10	< 39.6	39.6		20	2/8/2017	156-59-2
cis-1,3-Dichloropropene	< 10	10	< 45.4	45.4		20	2/8/2017	542-75-6
Cyclohexane	< 10	10	< 34.4	34.4		20	2/8/2017	110-82-7
Dibromochloromethane	< 10	10	< 85.2	85.2		20	2/8/2017	124-48-1
Dichlorodifluoromethane(F-12)	< 20	20	< 99.0	99.0		20	2/8/2017	75-71-8
Dichlorotetrafluoroethane(F-114)	< 10	10	< 69.9	69.9		20	2/8/2017	76-14-2
Ethanol	< 100	100	< 188	188		20	2/8/2017	64-17-5
Ethyl Acetate	< 10	10	< 36.0	36.0		20	2/8/2017	141-78-6
Ethylbenzene	< 10	10	< 43.4	43.4		20	2/8/2017	100-41-4

Airtech Environmental Laboratories (AEL) - AZ 0740

4620 E.Elwood St., Suite 13, Phoenix, AZ 85040 480-968-5888 Fax 480-966-1888

Client:	Tetra Tech	**Client Sample ID:**	DC-6
Project:	Hwy 260 + Johnson Ln	**Project Number:**	--
Lab Order:	17A021	**Collection:**	1/25/2017
Lab ID:	05	**Matrix:**	Soil Vapor

	ppbv		ug/M^3				Date	
Analyses	**Result**	**Limit**	**Result**	**Limit**	**Qual**	**DF**	**Analyzed**	**CAS#**
VOLATILE ORGANICS IN AIR		**TO-15**					Analyst: JJ	
Heptane	< 10	10	< 41.0	41.0		20	2/8/2017	142-82-5
Hexachlorobutadiene	< 20	20	< 213	213		20	2/8/2017	87-68-3
Hexane	< 20	20	< 70.4	70.4		20	2/8/2017	110-54-3
Isopropylbenzene	< 20	20	< 98.4	98.4		20	2/8/2017	98-82-8
m&p-Xylene	< 20	20	< 86.8	86.8		20	2/8/2017	179601-23-1
Methyl tert-butyl ether	< 40	40	< 144	144		20	2/8/2017	1634-04-4
Methylcyclohexane	< 20	20	< 80.4	80.4		20	2/8/2017	108-87-2
Methylene chloride	< 40	40	< 139	139		20	2/8/2017	75-09-2
Naphthalene	< 100	100	< 524	524		20	2/8/2017	91-20-3
Nonane	< 20	20	< 105	105		20	2/8/2017	111-84-2
Octane	< 20	20	< 93.4	93.4		20	2/8/2017	111-65-9
o-Xylene	< 10	10	< 43.4	43.4		20	2/8/2017	95-47-6
Propene (Propylene)	< 20	20	< 34.4	34.4		20	2/8/2017	115-07-1
Propylbenzene	< 20	20	< 98.4	98.4		20	2/8/2017	103-65-1
Sec-Butyl benzene	< 20	20	< 110	110		20	2/8/2017	135-98-8
Styrene	< 10	10	< 42.6	42.6		20	2/8/2017	100-42-5
Tert-Butyl benzene	< 20	20	< 110	110		20	2/8/2017	98-06-6
Tetrachloroethene	**216**	**20**	**1,464**	**136**		20	2/8/2017	127-18-4
Tetrahydrofuran	< 40	40	< 118	118		20	2/8/2017	109-99-9
Toluene	< 10	10	< 37.7	37.7		20	2/8/2017	108-88-3
trans-1,2-Dichloroethene	< 10	10	< 39.6	39.6		20	2/8/2017	156-60-5
trans-1,3-Dichloropropene	< 10	10	< 45.4	45.4		20	2/8/2017	542-75-6
Trichloroethene	< 10	10	< 53.7	53.7		20	2/8/2017	79-01-6
Trichlorofluoromethane(F-11)	< 10	10	< 56.2	56.2		20	2/8/2017	75-69-4
Trichlorotrifluoroethane(F-113)	< 10	10	< 76.6	76.6		20	2/8/2017	76-13-1
Vinyl acetate	< 10	10	< 35.2	35.2		20	2/8/2017	108-05-4
Vinyl chloride	< 10	10	< 25.6	25.6		20	2/8/2017	75-01-4
Surr: 4-Bromofluorobenzene	97.1	70-130	%REC					

Tentatively Identified Compounds (TIC's)

Difluoroethane	< 200	200	ppbv		T4	20	2/8/2017

Airtech Environmental Laboratories (AEL) - AZ 0740

4620 E.Elwood St., Suite 13, Phoenix, AZ 85040 480-968-5888 Fax 480-966-1888

Client:	Tetra Tech	**Client Sample ID:**	DC-7
Project:	Hwy 260 + Johnson Ln	**Project Number:**	--
Lab Order:	17A021	**Collection:**	1/25/2017
Lab ID:	06	**Matrix:**	Soil Vapor

	ppbv		ug/M^3				Date	
Analyses	**Result**	**Limit**	**Result**	**Limit**	**Qual**	**DF**	**Analyzed**	**CAS#**
VOLATILE ORGANICS IN AIR		**TO-15**					Analyst: JJ	
1,1,1-Trichloroethane	< 1.0	1.0	< 5.46	5.46		2	2/9/2017	71-55-6
1,1,2,2-Tetrachloroethane	< 1.0	1.0	< 6.87	6.87		2	2/9/2017	79-34-5
1,1,2-Trichloroethane	< 1.0	1.0	< 5.46	5.46		2	2/9/2017	79-00-5
1,1-Dichloroethane	< 1.0	1.0	< 4.05	4.05		2	2/9/2017	75-34-3
1,1-Dichloroethene	< 1.0	1.0	< 3.97	3.97		2	2/9/2017	75-35-4
1,2,4-Trichlorobenzene	< 4.0	4.0	< 29.7	29.7		2	2/9/2017	120-82-1
1,2,4-Trimethylbenzene	< 1.0	1.0	< 4.92	4.92		2	2/9/2017	95-63-6
1,2-Dibromoethane	< 1.0	1.0	< 7.68	7.68		2	2/9/2017	106-93-4
1,2-Dichlorobenzene	< 1.0	1.0	< 6.01	6.01		2	2/9/2017	95-50-1
1,2-Dichloroethane	< 1.0	1.0	< 4.05	4.05		2	2/9/2017	107-06-2
1,2-Dichloropropane	< 1.0	1.0	< 4.62	4.62		2	2/9/2017	78-87-5
1,3,5-Trimethylbenzene	< 1.0	1.0	< 4.92	4.92		2	2/9/2017	108-67-8
1,3-Butadiene	< 1.0	1.0	< 2.21	2.21		2	2/9/2017	106-99-0
1,3-Dichlorobenzene	< 1.0	1.0	< 6.01	6.01		2	2/9/2017	541-73-1
1,4-Dichlorobenzene	< 1.0	1.0	< 6.01	6.01		2	2/9/2017	106-46-7
1,4-Dioxane	< 4.0	4.0	< 14.4	14.4		2	2/9/2017	123-91-1
2,2,4-Trimethylpentane	< 1.0	1.0	< 4.66	4.66		2	2/9/2017	540-84-1
2-Butanone (MEK)	< 10	10	< 29.5	29.5		2	2/9/2017	78-93-3
2-Hexanone	< 10	10	< 41.0	41.0		2	2/9/2017	591-78-6
2-Propanol (IPA)	< 10	10	< 24.5	24.5		2	2/9/2017	67-63-0
4-Ethyltoluene	< 2.0	2.0	< 9.84	9.84		2	2/9/2017	622-96-8
4-Methyl-2-pentanone (MIK)	< 10	10	< 41.0	41.0		2	2/9/2017	108-10-1
Acetone	< 10	10	< 23.8	23.8		2	2/9/2017	67-64-1
Allyl chloride	< 2.0	2.0	< 6.26	6.26		2	2/9/2017	107-05-1
Benzene	< 1.0	1.0	< 3.19	3.19		2	2/9/2017	71-43-2
Benzyl chloride	< 4.0	4.0	< 20.7	20.7		2	2/9/2017	100-44-7
Bromodichloromethane	< 1.0	1.0	< 6.70	6.70		2	2/9/2017	75-27-4
Bromoethene(Vinyl Bromide)	< 1.0	1.0	< 4.37	4.37		2	2/9/2017	593-60-2
Bromoform	< 1.0	1.0	< 10.3	10.3		2	2/9/2017	75-25-2
Bromomethane	< 1.0	1.0	< 3.88	3.88		2	2/9/2017	74-83-9
Butyl benzene	< 2.0	2.0	< 11.0	11.0		2	2/9/2017	104-51-8
Carbon disulfide	< 4.0	4.0	< 12.4	12.4		2	2/9/2017	75-15-0
Carbon tetrachloride	< 1.0	1.0	< 6.29	6.29		2	2/9/2017	56-23-5
Chlorobenzene	< 1.0	1.0	< 4.60	4.60		2	2/9/2017	108-90-7
Chloroethane	< 1.0	1.0	< 2.64	2.64		2	2/9/2017	75-00-3
Chloroform	< 1.0	1.0	< 4.88	4.88		2	2/9/2017	67-66-3
Chloromethane	< 2.0	2.0	< 4.14	4.14		2	2/9/2017	74-87-3
cis-1,2-Dichloroethene	**1.6**	**1.0**	**6.34**	**3.96**		2	2/9/2017	156-59-2
cis-1,3-Dichloropropene	< 1.0	1.0	< 4.54	4.54		2	2/9/2017	542-75-6
Cyclohexane	< 1.0	1.0	< 3.44	3.44		2	2/9/2017	110-82-7
Dibromochloromethane	< 1.0	1.0	< 8.52	8.52		2	2/9/2017	124-48-1
Dichlorodifluoromethane(F-12)	< 2.0	2.0	< 9.90	9.90		2	2/9/2017	75-71-8
Dichlorotetrafluoroethane(F-114)	< 1.0	1.0	< 6.99	6.99		2	2/9/2017	76-14-2
Ethanol	< 10	10	< 18.8	18.8		2	2/9/2017	64-17-5
Ethyl Acetate	< 1.0	1.0	< 3.60	3.60		2	2/9/2017	141-78-6
Ethylbenzene	< 1.0	1.0	< 4.34	4.34		2	2/9/2017	100-41-4

Airtech Environmental Laboratories (AEL) - AZ 0740

4620 E.Elwood St., Suite 13, Phoenix, AZ 85040 480-968-5888 Fax 480-966-1888

Client:	Tetra Tech	**Client Sample ID:**	DC-7
Project:	Hwy 260 + Johnson Ln	**Project Number:**	--
Lab Order:	17A021	**Collection:**	1/25/2017
Lab ID:	06	**Matrix:**	Soil Vapor

Analyses	ppbv Result	ppbv Limit	ug/M^3 Result	ug/M^3 Limit	Qual	DF	Date Analyzed	CAS#
VOLATILE ORGANICS IN AIR		**TO-15**					Analyst: JJ	
Heptane	< 1.0	1.0	< 4.10	4.10		2	2/9/2017	142-82-5
Hexachlorobutadiene	< 2.0	2.0	< 21.3	21.3		2	2/9/2017	87-68-3
Hexane	< 2.0	2.0	< 7.04	7.04		2	2/9/2017	110-54-3
Isopropylbenzene	< 2.0	2.0	< 9.84	9.84		2	2/9/2017	98-82-8
m&p-Xylene	< 2.0	2.0	< 8.68	8.68		2	2/9/2017	179601-23-1
Methyl tert-butyl ether	< 4.0	4.0	< 14.4	14.4		2	2/9/2017	1634-04-4
Methylcyclohexane	< 2.0	2.0	< 8.04	8.04		2	2/9/2017	108-87-2
Methylene chloride	< 4.0	4.0	< 13.9	13.9		2	2/9/2017	75-09-2
Naphthalene	< 10	10	< 52.4	52.4		2	2/9/2017	91-20-3
Nonane	< 2.0	2.0	< 10.5	10.5		2	2/9/2017	111-84-2
Octane	< 2.0	2.0	< 9.34	9.34		2	2/9/2017	111-65-9
o-Xylene	< 1.0	1.0	< 4.34	4.34		2	2/9/2017	95-47-6
Propene (Propylene)	< 2.0	2.0	< 3.44	3.44		2	2/9/2017	115-07-1
Propylbenzene	< 2.0	2.0	< 9.84	9.84		2	2/9/2017	103-65-1
Sec-Butyl benzene	< 2.0	2.0	< 11.0	11.0		2	2/9/2017	135-98-8
Styrene	< 1.0	1.0	< 4.26	4.26		2	2/9/2017	100-42-5
Tert-Butyl benzene	< 2.0	2.0	< 11.0	11.0		2	2/9/2017	98-06-6
Tetrachloroethene	**27**	**2.0**	**184**	**13.6**		2	2/9/2017	127-18-4
Tetrahydrofuran	< 4.0	4.0	< 11.8	11.8		2	2/9/2017	109-99-9
Toluene	< 1.0	1.0	< 3.77	3.77		2	2/9/2017	108-88-3
trans-1,2-Dichloroethene	< 1.0	1.0	< 3.96	3.96		2	2/9/2017	156-60-5
trans-1,3-Dichloropropene	< 1.0	1.0	< 4.54	4.54		2	2/9/2017	542-75-6
Trichloroethene	< 1.0	1.0	< 5.37	5.37		2	2/9/2017	79-01-6
Trichlorofluoromethane(F-11)	< 1.0	1.0	< 5.62	5.62		2	2/9/2017	75-69-4
Trichlorotrifluoroethane(F-113)	< 1.0	1.0	< 7.66	7.66		2	2/9/2017	76-13-1
Vinyl acetate	< 1.0	1.0	< 3.52	3.52		2	2/9/2017	108-05-4
Vinyl chloride	< 1.0	1.0	< 2.56	2.56		2	2/9/2017	75-01-4
Surr: 4-Bromofluorobenzene	99.5	70-130	%REC					

Tentatively Identified Compounds (TIC's)

Difluoroethane	< 20	20	ppbv		T4	2	2/9/2017

Airtech Environmental Laboratories (AEL) - AZ 0740

4620 E.Elwood St., Suite 13, Phoenix, AZ 85040 480-968-5888 Fax 480-966-1888

Client:	Tetra Tech	**Client Sample ID:**	DC-9
Project:	Hwy 260 + Johnson Ln	**Project Number:**	--
Lab Order:	17A021	**Collection:**	1/25/2017
Lab ID:	07	**Matrix:**	Soil Vapor

	ppbv		ug/M^3				Date	
Analyses	**Result**	**Limit**	**Result**	**Limit**	**Qual**	**DF**	**Analyzed**	**CAS#**
VOLATILE ORGANICS IN AIR		**TO-15**					Analyst: JJ	
1,1,1-Trichloroethane	< 1.0	1.0	< 5.46	5.46		2	2/9/2017	71-55-6
1,1,2,2-Tetrachloroethane	< 1.0	1.0	< 6.87	6.87		2	2/9/2017	79-34-5
1,1,2-Trichloroethane	< 1.0	1.0	< 5.46	5.46		2	2/9/2017	79-00-5
1,1-Dichloroethane	< 1.0	1.0	< 4.05	4.05		2	2/9/2017	75-34-3
1,1-Dichloroethene	< 1.0	1.0	< 3.97	3.97		2	2/9/2017	75-35-4
1,2,4-Trichlorobenzene	< 4.0	4.0	< 29.7	29.7		2	2/9/2017	120-82-1
1,2,4-Trimethylbenzene	< 1.0	1.0	< 4.92	4.92		2	2/9/2017	95-63-6
1,2-Dibromoethane	< 1.0	1.0	< 7.68	7.68		2	2/9/2017	106-93-4
1,2-Dichlorobenzene	< 1.0	1.0	< 6.01	6.01		2	2/9/2017	95-50-1
1,2-Dichloroethane	< 1.0	1.0	< 4.05	4.05		2	2/9/2017	107-06-2
1,2-Dichloropropane	< 1.0	1.0	< 4.62	4.62		2	2/9/2017	78-87-5
1,3,5-Trimethylbenzene	< 1.0	1.0	< 4.92	4.92		2	2/9/2017	108-67-8
1,3-Butadiene	< 1.0	1.0	< 2.21	2.21		2	2/9/2017	106-99-0
1,3-Dichlorobenzene	< 1.0	1.0	< 6.01	6.01		2	2/9/2017	541-73-1
1,4-Dichlorobenzene	< 1.0	1.0	< 6.01	6.01		2	2/9/2017	106-46-7
1,4-Dioxane	< 4.0	4.0	< 14.4	14.4		2	2/9/2017	123-91-1
2,2,4-Trimethylpentane	< 1.0	1.0	< 4.66	4.66		2	2/9/2017	540-84-1
2-Butanone (MEK)	< 10	10	< 29.5	29.5		2	2/9/2017	78-93-3
2-Hexanone	< 10	10	< 41.0	41.0		2	2/9/2017	591-78-6
2-Propanol (IPA)	< 10	10	< 24.5	24.5		2	2/9/2017	67-63-0
4-Ethyltoluene	< 2.0	2.0	< 9.84	9.84		2	2/9/2017	622-96-8
4-Methyl-2-pentanone (MIK)	< 10	10	< 41.0	41.0		2	2/9/2017	108-10-1
Acetone	< 10	10	< 23.8	23.8		2	2/9/2017	67-64-1
Allyl chloride	< 2.0	2.0	< 6.26	6.26		2	2/9/2017	107-05-1
Benzene	**1.1**	**1.0**	**3.38**	**3.19**		2	2/9/2017	71-43-2
Benzyl chloride	< 4.0	4.0	< 20.7	20.7		2	2/9/2017	100-44-7
Bromodichloromethane	< 1.0	1.0	< 6.70	6.70		2	2/9/2017	75-27-4
Bromoethene(Vinyl Bromide)	< 1.0	1.0	< 4.37	4.37		2	2/9/2017	593-60-2
Bromoform	< 1.0	1.0	< 10.3	10.3		2	2/9/2017	75-25-2
Bromomethane	< 1.0	1.0	< 3.88	3.88		2	2/9/2017	74-83-9
Butyl benzene	< 2.0	2.0	< 11.0	11.0		2	2/9/2017	104-51-8
Carbon disulfide	< 4.0	4.0	< 12.4	12.4		2	2/9/2017	75-15-0
Carbon tetrachloride	< 1.0	1.0	< 6.29	6.29		2	2/9/2017	56-23-5
Chlorobenzene	< 1.0	1.0	< 4.60	4.60		2	2/9/2017	108-90-7
Chloroethane	< 1.0	1.0	< 2.64	2.64		2	2/9/2017	75-00-3
Chloroform	< 1.0	1.0	< 4.88	4.88		2	2/9/2017	67-66-3
Chloromethane	< 2.0	2.0	< 4.14	4.14		2	2/9/2017	74-87-3
cis-1,2-Dichloroethene	< 1.0	1.0	< 3.96	3.96		2	2/9/2017	156-59-2
cis-1,3-Dichloropropene	< 1.0	1.0	< 4.54	4.54		2	2/9/2017	542-75-6
Cyclohexane	< 1.0	1.0	< 3.44	3.44		2	2/9/2017	110-82-7
Dibromochloromethane	< 1.0	1.0	< 8.52	8.52		2	2/9/2017	124-48-1
Dichlorodifluoromethane(F-12)	< 2.0	2.0	< 9.90	9.90		2	2/9/2017	75-71-8
Dichlorotetrafluoroethane(F-114)	< 1.0	1.0	< 6.99	6.99		2	2/9/2017	76-14-2
Ethanol	**21**	**10**	**39.7**	**18.8**		2	2/9/2017	64-17-5
Ethyl Acetate	< 1.0	1.0	< 3.60	3.60		2	2/9/2017	141-78-6
Ethylbenzene	< 1.0	1.0	< 4.34	4.34		2	2/9/2017	100-41-4

Airtech Environmental Laboratories (AEL) - AZ 0740

4620 E.Elwood St., Suite 13, Phoenix, AZ 85040 480-968-5888 Fax 480-966-1888

Client:	Tetra Tech	**Client Sample ID:**	DC-9
Project:	Hwy 260 + Johnson Ln	**Project Number:**	--
Lab Order:	17A021	**Collection:**	1/25/2017
Lab ID:	07	**Matrix:**	Soil Vapor

Analyses	ppbv Result	ppbv Limit	ug/M^3 Result	ug/M^3 Limit	Qual	DF	Date Analyzed	CAS#
VOLATILE ORGANICS IN AIR		**TO-15**					Analyst: JJ	
Heptane	< 1.0	1.0	< 4.10	4.10		2	2/9/2017	142-82-5
Hexachlorobutadiene	< 2.0	2.0	< 21.3	21.3		2	2/9/2017	87-68-3
Hexane	< 2.0	2.0	< 7.04	7.04		2	2/9/2017	110-54-3
Isopropylbenzene	< 2.0	2.0	< 9.84	9.84		2	2/9/2017	98-82-8
m&p-Xylene	< 2.0	2.0	< 8.68	8.68		2	2/9/2017	179601-23-1
Methyl tert-butyl ether	< 4.0	4.0	< 14.4	14.4		2	2/9/2017	1634-04-4
Methylcyclohexane	< 2.0	2.0	< 8.04	8.04		2	2/9/2017	108-87-2
Methylene chloride	< 4.0	4.0	< 13.9	13.9		2	2/9/2017	75-09-2
Naphthalene	< 10	10	< 52.4	52.4		2	2/9/2017	91-20-3
Nonane	< 2.0	2.0	< 10.5	10.5		2	2/9/2017	111-84-2
Octane	**2.5**	**2.0**	**11.6**	**9.34**		2	2/9/2017	111-65-9
o-Xylene	< 1.0	1.0	< 4.34	4.34		2	2/9/2017	95-47-6
Propene (Propylene)	< 2.0	2.0	< 3.44	3.44		2	2/9/2017	115-07-1
Propylbenzene	< 2.0	2.0	< 9.84	9.84		2	2/9/2017	103-65-1
Sec-Butyl benzene	< 2.0	2.0	< 11.0	11.0		2	2/9/2017	135-98-8
Styrene	< 1.0	1.0	< 4.26	4.26		2	2/9/2017	100-42-5
Tert-Butyl benzene	< 2.0	2.0	< 11.0	11.0		2	2/9/2017	98-06-6
Tetrachloroethene	< 2.0	2.0	< 13.6	13.6		2	2/9/2017	127-18-4
Tetrahydrofuran	< 4.0	4.0	< 11.8	11.8		2	2/9/2017	109-99-9
Toluene	< 1.0	1.0	< 3.77	3.77		2	2/9/2017	108-88-3
trans-1,2-Dichloroethene	< 1.0	1.0	< 3.96	3.96		2	2/9/2017	156-60-5
trans-1,3-Dichloropropene	< 1.0	1.0	< 4.54	4.54		2	2/9/2017	542-75-6
Trichloroethene	< 1.0	1.0	< 5.37	5.37		2	2/9/2017	79-01-6
Trichlorofluoromethane(F-11)	< 1.0	1.0	< 5.62	5.62		2	2/9/2017	75-69-4
Trichlorotrifluoroethane(F-113)	< 1.0	1.0	< 7.66	7.66		2	2/9/2017	76-13-1
Vinyl acetate	< 1.0	1.0	< 3.52	3.52		2	2/9/2017	108-05-4
Vinyl chloride	< 1.0	1.0	< 2.56	2.56		2	2/9/2017	75-01-4
Surr: 4-Bromofluorobenzene	95.6	70-130	%REC					

Tentatively Identified Compounds (TIC's)

Difluoroethane	< 20	20	ppbv		T4	2	2/9/2017

Airtech Environmental Laboratories (AEL) - AZ 0740

4620 E.Elwood St., Suite 13, Phoenix, AZ 85040 480-968-5888 Fax 480-966-1888

Client:	Tetra Tech	**Client Sample ID:**	DC-10
Project:	Hwy 260 + Johnson Ln	**Project Number:**	--
Lab Order:	17A021	**Collection:**	1/25/2017
Lab ID:	08	**Matrix:**	Soil Vapor

	ppbv		ug/M^3				Date	
Analyses	**Result**	**Limit**	**Result**	**Limit**	**Qual**	**DF**	**Analyzed**	**CAS#**
VOLATILE ORGANICS IN AIR		**TO-15**					Analyst: JJ	
1,1,1-Trichloroethane	< 1.0	1.0	< 5.46	5.46		2	2/9/2017	71-55-6
1,1,2,2-Tetrachloroethane	< 1.0	1.0	< 6.87	6.87		2	2/9/2017	79-34-5
1,1,2-Trichloroethane	< 1.0	1.0	< 5.46	5.46		2	2/9/2017	79-00-5
1,1-Dichloroethane	< 1.0	1.0	< 4.05	4.05		2	2/9/2017	75-34-3
1,1-Dichloroethene	< 1.0	1.0	< 3.97	3.97		2	2/9/2017	75-35-4
1,2,4-Trichlorobenzene	< 4.0	4.0	< 29.7	29.7		2	2/9/2017	120-82-1
1,2,4-Trimethylbenzene	< 1.0	1.0	< 4.92	4.92		2	2/9/2017	95-63-6
1,2-Dibromoethane	< 1.0	1.0	< 7.68	7.68		2	2/9/2017	106-93-4
1,2-Dichlorobenzene	< 1.0	1.0	< 6.01	6.01		2	2/9/2017	95-50-1
1,2-Dichloroethane	< 1.0	1.0	< 4.05	4.05		2	2/9/2017	107-06-2
1,2-Dichloropropane	< 1.0	1.0	< 4.62	4.62		2	2/9/2017	78-87-5
1,3,5-Trimethylbenzene	< 1.0	1.0	< 4.92	4.92		2	2/9/2017	108-67-8
1,3-Butadiene	< 1.0	1.0	< 2.21	2.21		2	2/9/2017	106-99-0
1,3-Dichlorobenzene	< 1.0	1.0	< 6.01	6.01		2	2/9/2017	541-73-1
1,4-Dichlorobenzene	< 1.0	1.0	< 6.01	6.01		2	2/9/2017	106-46-7
1,4-Dioxane	< 4.0	4.0	< 14.4	14.4		2	2/9/2017	123-91-1
2,2,4-Trimethylpentane	< 1.0	1.0	< 4.66	4.66		2	2/9/2017	540-84-1
2-Butanone (MEK)	< 10	10	< 29.5	29.5		2	2/9/2017	78-93-3
2-Hexanone	< 10	10	< 41.0	41.0		2	2/9/2017	591-78-6
2-Propanol (IPA)	< 10	10	< 24.5	24.5		2	2/9/2017	67-63-0
4-Ethyltoluene	< 2.0	2.0	< 9.84	9.84		2	2/9/2017	622-96-8
4-Methyl-2-pentanone (MIK)	< 10	10	< 41.0	41.0		2	2/9/2017	108-10-1
Acetone	**22**	**10**	**52.7**	**23.8**		2	2/9/2017	67-64-1
Allyl chloride	< 2.0	2.0	< 6.26	6.26		2	2/9/2017	107-05-1
Benzene	**3.1**	**1.0**	**9.95**	**3.19**		2	2/9/2017	71-43-2
Benzyl chloride	< 4.0	4.0	< 20.7	20.7		2	2/9/2017	100-44-7
Bromodichloromethane	< 1.0	1.0	< 6.70	6.70		2	2/9/2017	75-27-4
Bromoethene(Vinyl Bromide)	< 1.0	1.0	< 4.37	4.37		2	2/9/2017	593-60-2
Bromoform	< 1.0	1.0	< 10.3	10.3		2	2/9/2017	75-25-2
Bromomethane	< 1.0	1.0	< 3.88	3.88		2	2/9/2017	74-83-9
Butyl benzene	< 2.0	2.0	< 11.0	11.0		2	2/9/2017	104-51-8
Carbon disulfide	< 4.0	4.0	< 12.4	12.4		2	2/9/2017	75-15-0
Carbon tetrachloride	< 1.0	1.0	< 6.29	6.29		2	2/9/2017	56-23-5
Chlorobenzene	< 1.0	1.0	< 4.60	4.60		2	2/9/2017	108-90-7
Chloroethane	< 1.0	1.0	< 2.64	2.64		2	2/9/2017	75-00-3
Chloroform	< 1.0	1.0	< 4.88	4.88		2	2/9/2017	67-66-3
Chloromethane	< 2.0	2.0	< 4.14	4.14		2	2/9/2017	74-87-3
cis-1,2-Dichloroethene	< 1.0	1.0	< 3.96	3.96		2	2/9/2017	156-59-2
cis-1,3-Dichloropropene	< 1.0	1.0	< 4.54	4.54		2	2/9/2017	542-75-6
Cyclohexane	< 1.0	1.0	< 3.44	3.44		2	2/9/2017	110-82-7
Dibromochloromethane	< 1.0	1.0	< 8.52	8.52		2	2/9/2017	124-48-1
Dichlorodifluoromethane(F-12)	< 2.0	2.0	< 9.90	9.90		2	2/9/2017	75-71-8
Dichlorotetrafluoroethane(F-114)	< 1.0	1.0	< 6.99	6.99		2	2/9/2017	76-14-2
Ethanol	< 10	10	< 18.8	18.8		2	2/9/2017	64-17-5
Ethyl Acetate	< 1.0	1.0	< 3.60	3.60		2	2/9/2017	141-78-6
Ethylbenzene	< 1.0	1.0	< 4.34	4.34		2	2/9/2017	100-41-4

Airtech Environmental Laboratories (AEL) - AZ 0740

4620 E.Elwood St., Suite 13, Phoenix, AZ 85040 480-968-5888 Fax 480-966-1888

Client:	Tetra Tech	**Client Sample ID:**	DC-10
Project:	Hwy 260 + Johnson Ln	**Project Number:**	--
Lab Order:	17A021	**Collection:**	1/25/2017
Lab ID:	08	**Matrix:**	Soil Vapor

	ppbv		ug/M^3				Date	
Analyses	**Result**	**Limit**	**Result**	**Limit**	**Qual**	**DF**	**Analyzed**	**CAS#**
VOLATILE ORGANICS IN AIR		**TO-15**					Analyst: JJ	
Heptane	< 1.0	1.0	< 4.10	4.10		2	2/9/2017	142-82-5
Hexachlorobutadiene	< 2.0	2.0	< 21.3	21.3		2	2/9/2017	87-68-3
Hexane	**4.5**	**2.0**	**15.8**	**7.04**		2	2/9/2017	110-54-3
Isopropylbenzene	< 2.0	2.0	< 9.84	9.84		2	2/9/2017	98-82-8
m&p-Xylene	< 2.0	2.0	< 8.68	8.68		2	2/9/2017	179601-23-1
Methyl tert-butyl ether	< 4.0	4.0	< 14.4	14.4		2	2/9/2017	1634-04-4
Methylcyclohexane	< 2.0	2.0	< 8.04	8.04		2	2/9/2017	108-87-2
Methylene chloride	< 4.0	4.0	< 13.9	13.9		2	2/9/2017	75-09-2
Naphthalene	< 10	10	< 52.4	52.4		2	2/9/2017	91-20-3
Nonane	< 2.0	2.0	< 10.5	10.5		2	2/9/2017	111-84-2
Octane	< 2.0	2.0	< 9.34	9.34		2	2/9/2017	111-65-9
o-Xylene	< 1.0	1.0	< 4.34	4.34		2	2/9/2017	95-47-6
Propene (Propylene)	< 2.0	2.0	< 3.44	3.44		2	2/9/2017	115-07-1
Propylbenzene	< 2.0	2.0	< 9.84	9.84		2	2/9/2017	103-65-1
Sec-Butyl benzene	< 2.0	2.0	< 11.0	11.0		2	2/9/2017	135-98-8
Styrene	< 1.0	1.0	< 4.26	4.26		2	2/9/2017	100-42-5
Tert-Butyl benzene	< 2.0	2.0	< 11.0	11.0		2	2/9/2017	98-06-6
Tetrachloroethene	**4.1**	**2.0**	**28.1**	**13.6**		2	2/9/2017	127-18-4
Tetrahydrofuran	< 4.0	4.0	< 11.8	11.8		2	2/9/2017	109-99-9
Toluene	**4.5**	**1.0**	**17.0**	**3.77**		2	2/9/2017	108-88-3
trans-1,2-Dichloroethene	< 1.0	1.0	< 3.96	3.96		2	2/9/2017	156-60-5
trans-1,3-Dichloropropene	< 1.0	1.0	< 4.54	4.54		2	2/9/2017	542-75-6
Trichloroethene	< 1.0	1.0	< 5.37	5.37		2	2/9/2017	79-01-6
Trichlorofluoromethane(F-11)	< 1.0	1.0	< 5.62	5.62		2	2/9/2017	75-69-4
Trichlorotrifluoroethane(F-113)	< 1.0	1.0	< 7.66	7.66		2	2/9/2017	76-13-1
Vinyl acetate	< 1.0	1.0	< 3.52	3.52		2	2/9/2017	108-05-4
Vinyl chloride	< 1.0	1.0	< 2.56	2.56		2	2/9/2017	75-01-4
Surr: 4-Bromofluorobenzene	100	70-130	%REC					

Tentatively Identified Compounds (TIC's)

Difluoroethane	< 20	20	ppbv		T4	2	2/9/2017

Airtech Environmental Laboratories (AEL) - AZ 0740

4620 E.Elwood St., Suite 13, Phoenix, AZ 85040 480-968-5888 Fax 480-966-1888

Client:	Tetra Tech	**Client Sample ID:**	DC-11
Project:	Hwy 260 + Johnson Ln	**Project Number:**	--
Lab Order:	17A021	**Collection:**	1/25/2017
Lab ID:	09	**Matrix:**	Soil Vapor

	ppbv		ug/M^3				Date	
Analyses	**Result**	**Limit**	**Result**	**Limit**	**Qual**	**DF**	**Analyzed**	**CAS#**
VOLATILE ORGANICS IN AIR		**TO-15**					Analyst: JJ	
1,1,1-Trichloroethane	< 1.0	1.0	< 5.46	5.46		2	2/9/2017	71-55-6
1,1,2,2-Tetrachloroethane	< 1.0	1.0	< 6.87	6.87		2	2/9/2017	79-34-5
1,1,2-Trichloroethane	< 1.0	1.0	< 5.46	5.46		2	2/9/2017	79-00-5
1,1-Dichloroethane	< 1.0	1.0	< 4.05	4.05		2	2/9/2017	75-34-3
1,1-Dichloroethene	< 1.0	1.0	< 3.97	3.97		2	2/9/2017	75-35-4
1,2,4-Trichlorobenzene	< 4.0	4.0	< 29.7	29.7		2	2/9/2017	120-82-1
1,2,4-Trimethylbenzene	< 1.0	1.0	< 4.92	4.92		2	2/9/2017	95-63-6
1,2-Dibromoethane	< 1.0	1.0	< 7.68	7.68		2	2/9/2017	106-93-4
1,2-Dichlorobenzene	< 1.0	1.0	< 6.01	6.01		2	2/9/2017	95-50-1
1,2-Dichloroethane	< 1.0	1.0	< 4.05	4.05		2	2/9/2017	107-06-2
1,2-Dichloropropane	< 1.0	1.0	< 4.62	4.62		2	2/9/2017	78-87-5
1,3,5-Trimethylbenzene	< 1.0	1.0	< 4.92	4.92		2	2/9/2017	108-67-8
1,3-Butadiene	< 1.0	1.0	< 2.21	2.21		2	2/9/2017	106-99-0
1,3-Dichlorobenzene	< 1.0	1.0	< 6.01	6.01		2	2/9/2017	541-73-1
1,4-Dichlorobenzene	< 1.0	1.0	< 6.01	6.01		2	2/9/2017	106-46-7
1,4-Dioxane	< 4.0	4.0	< 14.4	14.4		2	2/9/2017	123-91-1
2,2,4-Trimethylpentane	**3.4**	**1.0**	**15.7**	**4.66**		2	2/9/2017	540-84-1
2-Butanone (MEK)	< 10	10	< 29.5	29.5		2	2/9/2017	78-93-3
2-Hexanone	< 10	10	< 41.0	41.0		2	2/9/2017	591-78-6
2-Propanol (IPA)	< 10	10	< 24.5	24.5		2	2/9/2017	67-63-0
4-Ethyltoluene	< 2.0	2.0	< 9.84	9.84		2	2/9/2017	622-96-8
4-Methyl-2-pentanone (MIK)	< 10	10	< 41.0	41.0		2	2/9/2017	108-10-1
Acetone	**23**	**10**	**54.0**	**23.8**		2	2/9/2017	67-64-1
Allyl chloride	< 2.0	2.0	< 6.26	6.26		2	2/9/2017	107-05-1
Benzene	**1.6**	**1.0**	**4.98**	**3.19**		2	2/9/2017	71-43-2
Benzyl chloride	< 4.0	4.0	< 20.7	20.7		2	2/9/2017	100-44-7
Bromodichloromethane	< 1.0	1.0	< 6.70	6.70		2	2/9/2017	75-27-4
Bromoethene(Vinyl Bromide)	< 1.0	1.0	< 4.37	4.37		2	2/9/2017	593-60-2
Bromoform	< 1.0	1.0	< 10.3	10.3		2	2/9/2017	75-25-2
Bromomethane	< 1.0	1.0	< 3.88	3.88		2	2/9/2017	74-83-9
Butyl benzene	< 2.0	2.0	< 11.0	11.0		2	2/9/2017	104-51-8
Carbon disulfide	< 4.0	4.0	< 12.4	12.4		2	2/9/2017	75-15-0
Carbon tetrachloride	< 1.0	1.0	< 6.29	6.29		2	2/9/2017	56-23-5
Chlorobenzene	< 1.0	1.0	< 4.60	4.60		2	2/9/2017	108-90-7
Chloroethane	< 1.0	1.0	< 2.64	2.64		2	2/9/2017	75-00-3
Chloroform	< 1.0	1.0	< 4.88	4.88		2	2/9/2017	67-66-3
Chloromethane	< 2.0	2.0	< 4.14	4.14		2	2/9/2017	74-87-3
cis-1,2-Dichloroethene	< 1.0	1.0	< 3.96	3.96		2	2/9/2017	156-59-2
cis-1,3-Dichloropropene	< 1.0	1.0	< 4.54	4.54		2	2/9/2017	542-75-6
Cyclohexane	< 1.0	1.0	< 3.44	3.44		2	2/9/2017	110-82-7
Dibromochloromethane	< 1.0	1.0	< 8.52	8.52		2	2/9/2017	124-48-1
Dichlorodifluoromethane(F-12)	< 2.0	2.0	< 9.90	9.90		2	2/9/2017	75-71-8
Dichlorotetrafluoroethane(F-114)	< 1.0	1.0	< 6.99	6.99		2	2/9/2017	76-14-2
Ethanol	< 10	10	< 18.8	18.8		2	2/9/2017	64-17-5
Ethyl Acetate	< 1.0	1.0	< 3.60	3.60		2	2/9/2017	141-78-6
Ethylbenzene	< 1.0	1.0	< 4.34	4.34		2	2/9/2017	100-41-4

Airtech Environmental Laboratories (AEL) - AZ 0740

4620 E.Elwood St., Suite 13, Phoenix, AZ 85040 480-968-5888 Fax 480-966-1888

Client:	Tetra Tech	**Client Sample ID:**	DC-11
Project:	Hwy 260 + Johnson Ln	**Project Number:**	--
Lab Order:	17A021	**Collection:**	1/25/2017
Lab ID:	09	**Matrix:**	Soil Vapor

Analyses	ppbv Result	ppbv Limit	ug/M^3 Result	ug/M^3 Limit	Qual	DF	Date Analyzed	CAS#
VOLATILE ORGANICS IN AIR		**TO-15**					Analyst: JJ	
Heptane	< 1.0	1.0	< 4.10	4.10		2	2/9/2017	142-82-5
Hexachlorobutadiene	< 2.0	2.0	< 21.3	21.3		2	2/9/2017	87-68-3
Hexane	**3.3**	**2.0**	**11.8**	**7.04**		2	2/9/2017	110-54-3
Isopropylbenzene	< 2.0	2.0	< 9.84	9.84		2	2/9/2017	98-82-8
m&p-Xylene	< 2.0	2.0	< 8.68	8.68		2	2/9/2017	179601-23-1
Methyl tert-butyl ether	< 4.0	4.0	< 14.4	14.4		2	2/9/2017	1634-04-4
Methylcyclohexane	**3.9**	**2.0**	**15.6**	**8.04**		2	2/9/2017	108-87-2
Methylene chloride	< 4.0	4.0	< 13.9	13.9		2	2/9/2017	75-09-2
Naphthalene	< 10	10	< 52.4	52.4		2	2/9/2017	91-20-3
Nonane	< 2.0	2.0	< 10.5	10.5		2	2/9/2017	111-84-2
Octane	**7.6**	**2.0**	**35.3**	**9.34**		2	2/9/2017	111-65-9
o-Xylene	< 1.0	1.0	< 4.34	4.34		2	2/9/2017	95-47-6
Propene (Propylene)	< 2.0	2.0	< 3.44	3.44		2	2/9/2017	115-07-1
Propylbenzene	< 2.0	2.0	< 9.84	9.84		2	2/9/2017	103-65-1
Sec-Butyl benzene	< 2.0	2.0	< 11.0	11.0		2	2/9/2017	135-98-8
Styrene	< 1.0	1.0	< 4.26	4.26		2	2/9/2017	100-42-5
Tert-Butyl benzene	< 2.0	2.0	< 11.0	11.0		2	2/9/2017	98-06-6
Tetrachloroethene	**5.4**	**2.0**	**36.3**	**13.6**		2	2/9/2017	127-18-4
Tetrahydrofuran	< 4.0	4.0	< 11.8	11.8		2	2/9/2017	109-99-9
Toluene	**1.5**	**1.0**	**5.73**	**3.77**		2	2/9/2017	108-88-3
trans-1,2-Dichloroethene	< 1.0	1.0	< 3.96	3.96		2	2/9/2017	156-60-5
trans-1,3-Dichloropropene	< 1.0	1.0	< 4.54	4.54		2	2/9/2017	542-75-6
Trichloroethene	< 1.0	1.0	< 5.37	5.37		2	2/9/2017	79-01-6
Trichlorofluoromethane(F-11)	< 1.0	1.0	< 5.62	5.62		2	2/9/2017	75-69-4
Trichlorotrifluoroethane(F-113)	< 1.0	1.0	< 7.66	7.66		2	2/9/2017	76-13-1
Vinyl acetate	< 1.0	1.0	< 3.52	3.52		2	2/9/2017	108-05-4
Vinyl chloride	< 1.0	1.0	< 2.56	2.56		2	2/9/2017	75-01-4
Surr: 4-Bromofluorobenzene	104	70-130	%REC					

Tentatively Identified Compounds (TIC's)

Difluoroethane	< 20	20	ppbv		T4	2	2/9/2017

Airtech Environmental Laboratories (AEL) - AZ 0740

4620 E.Elwood St., Suite 13, Phoenix, AZ 85040 480-968-5888 Fax 480-966-1888

Client:	Tetra Tech	**Client Sample ID:**	DC-12
Project:	Hwy 260 + Johnson Ln	**Project Number:**	--
Lab Order:	17A021	**Collection:**	1/25/2017
Lab ID:	10	**Matrix:**	Soil Vapor

	ppbv		ug/M^3				Date	
Analyses	**Result**	**Limit**	**Result**	**Limit**	**Qual**	**DF**	**Analyzed**	**CAS#**
VOLATILE ORGANICS IN AIR		**TO-15**					Analyst: JJ	
1,1,1-Trichloroethane	< 1.0	1.0	< 5.46	5.46		2	2/9/2017	71-55-6
1,1,2,2-Tetrachloroethane	< 1.0	1.0	< 6.87	6.87		2	2/9/2017	79-34-5
1,1,2-Trichloroethane	< 1.0	1.0	< 5.46	5.46		2	2/9/2017	79-00-5
1,1-Dichloroethane	< 1.0	1.0	< 4.05	4.05		2	2/9/2017	75-34-3
1,1-Dichloroethene	< 1.0	1.0	< 3.97	3.97		2	2/9/2017	75-35-4
1,2,4-Trichlorobenzene	< 4.0	4.0	< 29.7	29.7		2	2/9/2017	120-82-1
1,2,4-Trimethylbenzene	< 1.0	1.0	< 4.92	4.92		2	2/9/2017	95-63-6
1,2-Dibromoethane	< 1.0	1.0	< 7.68	7.68		2	2/9/2017	106-93-4
1,2-Dichlorobenzene	< 1.0	1.0	< 6.01	6.01		2	2/9/2017	95-50-1
1,2-Dichloroethane	< 1.0	1.0	< 4.05	4.05		2	2/9/2017	107-06-2
1,2-Dichloropropane	< 1.0	1.0	< 4.62	4.62		2	2/9/2017	78-87-5
1,3,5-Trimethylbenzene	< 1.0	1.0	< 4.92	4.92		2	2/9/2017	108-67-8
1,3-Butadiene	< 1.0	1.0	< 2.21	2.21		2	2/9/2017	106-99-0
1,3-Dichlorobenzene	< 1.0	1.0	< 6.01	6.01		2	2/9/2017	541-73-1
1,4-Dichlorobenzene	< 1.0	1.0	< 6.01	6.01		2	2/9/2017	106-46-7
1,4-Dioxane	< 4.0	4.0	< 14.4	14.4		2	2/9/2017	123-91-1
2,2,4-Trimethylpentane	< 1.0	1.0	< 4.66	4.66		2	2/9/2017	540-84-1
2-Butanone (MEK)	< 10	10	< 29.5	29.5		2	2/9/2017	78-93-3
2-Hexanone	< 10	10	< 41.0	41.0		2	2/9/2017	591-78-6
2-Propanol (IPA)	< 10	10	< 24.5	24.5		2	2/9/2017	67-63-0
4-Ethyltoluene	< 2.0	2.0	< 9.84	9.84		2	2/9/2017	622-96-8
4-Methyl-2-pentanone (MIK)	< 10	10	< 41.0	41.0		2	2/9/2017	108-10-1
Acetone	**20**	**10**	**48.1**	**23.8**		2	2/9/2017	67-64-1
Allyl chloride	< 2.0	2.0	< 6.26	6.26		2	2/9/2017	107-05-1
Benzene	< 1.0	1.0	< 3.19	3.19		2	2/9/2017	71-43-2
Benzyl chloride	< 4.0	4.0	< 20.7	20.7		2	2/9/2017	100-44-7
Bromodichloromethane	< 1.0	1.0	< 6.70	6.70		2	2/9/2017	75-27-4
Bromoethene(Vinyl Bromide)	< 1.0	1.0	< 4.37	4.37		2	2/9/2017	593-60-2
Bromoform	< 1.0	1.0	< 10.3	10.3		2	2/9/2017	75-25-2
Bromomethane	< 1.0	1.0	< 3.88	3.88		2	2/9/2017	74-83-9
Butyl benzene	< 2.0	2.0	< 11.0	11.0		2	2/9/2017	104-51-8
Carbon disulfide	< 4.0	4.0	< 12.4	12.4		2	2/9/2017	75-15-0
Carbon tetrachloride	< 1.0	1.0	< 6.29	6.29		2	2/9/2017	56-23-5
Chlorobenzene	< 1.0	1.0	< 4.60	4.60		2	2/9/2017	108-90-7
Chloroethane	< 1.0	1.0	< 2.64	2.64		2	2/9/2017	75-00-3
Chloroform	< 1.0	1.0	< 4.88	4.88		2	2/9/2017	67-66-3
Chloromethane	< 2.0	2.0	< 4.14	4.14		2	2/9/2017	74-87-3
cis-1,2-Dichloroethene	< 1.0	1.0	< 3.96	3.96		2	2/9/2017	156-59-2
cis-1,3-Dichloropropene	< 1.0	1.0	< 4.54	4.54		2	2/9/2017	542-75-6
Cyclohexane	< 1.0	1.0	< 3.44	3.44		2	2/9/2017	110-82-7
Dibromochloromethane	< 1.0	1.0	< 8.52	8.52		2	2/9/2017	124-48-1
Dichlorodifluoromethane(F-12)	< 2.0	2.0	< 9.90	9.90		2	2/9/2017	75-71-8
Dichlorotetrafluoroethane(F-114)	< 1.0	1.0	< 6.99	6.99		2	2/9/2017	76-14-2
Ethanol	< 10	10	< 18.8	18.8		2	2/9/2017	64-17-5
Ethyl Acetate	< 1.0	1.0	< 3.60	3.60		2	2/9/2017	141-78-6
Ethylbenzene	< 1.0	1.0	< 4.34	4.34		2	2/9/2017	100-41-4

Airtech Environmental Laboratories (AEL) - AZ 0740

4620 E.Elwood St., Suite 13, Phoenix, AZ 85040 480-968-5888 Fax 480-966-1888

Client:	Tetra Tech	**Client Sample ID:**	DC-12
Project:	Hwy 260 + Johnson Ln	**Project Number:**	--
Lab Order:	17A021	**Collection:**	1/25/2017
Lab ID:	10	**Matrix:**	Soil Vapor

Analyses	ppbv Result	ppbv Limit	ug/M^3 Result	ug/M^3 Limit	Qual	DF	Date Analyzed	CAS#
VOLATILE ORGANICS IN AIR		**TO-15**					Analyst: JJ	
Heptane	< 1.0	1.0	< 4.10	4.10		2	2/9/2017	142-82-5
Hexachlorobutadiene	< 2.0	2.0	< 21.3	21.3		2	2/9/2017	87-68-3
Hexane	< 2.0	2.0	< 7.04	7.04		2	2/9/2017	110-54-3
Isopropylbenzene	< 2.0	2.0	< 9.84	9.84		2	2/9/2017	98-82-8
m&p-Xylene	< 2.0	2.0	< 8.68	8.68		2	2/9/2017	179601-23-1
Methyl tert-butyl ether	< 4.0	4.0	< 14.4	14.4		2	2/9/2017	1634-04-4
Methylcyclohexane	< 2.0	2.0	< 8.04	8.04		2	2/9/2017	108-87-2
Methylene chloride	< 4.0	4.0	< 13.9	13.9		2	2/9/2017	75-09-2
Naphthalene	< 10	10	< 52.4	52.4		2	2/9/2017	91-20-3
Nonane	< 2.0	2.0	< 10.5	10.5		2	2/9/2017	111-84-2
Octane	**5.5**	**2.0**	**25.6**	**9.34**		2	2/9/2017	111-65-9
o-Xylene	< 1.0	1.0	< 4.34	4.34		2	2/9/2017	95-47-6
Propene (Propylene)	< 2.0	2.0	< 3.44	3.44		2	2/9/2017	115-07-1
Propylbenzene	< 2.0	2.0	< 9.84	9.84		2	2/9/2017	103-65-1
Sec-Butyl benzene	< 2.0	2.0	< 11.0	11.0		2	2/9/2017	135-98-8
Styrene	< 1.0	1.0	< 4.26	4.26		2	2/9/2017	100-42-5
Tert-Butyl benzene	< 2.0	2.0	< 11.0	11.0		2	2/9/2017	98-06-6
Tetrachloroethene	**60**	**2.0**	**404**	**13.6**		2	2/9/2017	127-18-4
Tetrahydrofuran	< 4.0	4.0	< 11.8	11.8		2	2/9/2017	109-99-9
Toluene	**1.2**	**1.0**	**4.52**	**3.77**		2	2/9/2017	108-88-3
trans-1,2-Dichloroethene	< 1.0	1.0	< 3.96	3.96		2	2/9/2017	156-60-5
trans-1,3-Dichloropropene	< 1.0	1.0	< 4.54	4.54		2	2/9/2017	542-75-6
Trichloroethene	< 1.0	1.0	< 5.37	5.37		2	2/9/2017	79-01-6
Trichlorofluoromethane(F-11)	< 1.0	1.0	< 5.62	5.62		2	2/9/2017	75-69-4
Trichlorotrifluoroethane(F-113)	< 1.0	1.0	< 7.66	7.66		2	2/9/2017	76-13-1
Vinyl acetate	< 1.0	1.0	< 3.52	3.52		2	2/9/2017	108-05-4
Vinyl chloride	< 1.0	1.0	< 2.56	2.56		2	2/9/2017	75-01-4
Surr: 4-Bromofluorobenzene	98.1	70-130	%REC					

Tentatively Identified Compounds (TIC's)

Difluoroethane	< 20	20	ppbv		T4	2	2/9/2017

Airtech Environmental Laboratories (AEL) - AZ 0740

4620 E.Elwood St., Suite 13, Phoenix, AZ 85040 480-968-5888 Fax 480-966-1888

Client:	Tetra Tech	**Client Sample ID:**	DC-14
Project:	Hwy 260 + Johnson Ln	**Project Number:**	--
Lab Order:	17A021	**Collection:**	1/25/2017
Lab ID:	11	**Matrix:**	Soil Vapor

	ppbv		ug/M^3				Date	
Analyses	**Result**	**Limit**	**Result**	**Limit**	**Qual**	**DF**	**Analyzed**	**CAS#**
VOLATILE ORGANICS IN AIR		**TO-15**					Analyst: JJ	
1,1,1-Trichloroethane	< 2.5	2.5	< 13.7	13.7		5	2/10/2017	71-55-6
1,1,2,2-Tetrachloroethane	< 2.5	2.5	< 17.2	17.2		5	2/10/2017	79-34-5
1,1,2-Trichloroethane	< 2.5	2.5	< 13.7	13.7		5	2/10/2017	79-00-5
1,1-Dichloroethane	< 2.5	2.5	< 10.1	10.1		5	2/10/2017	75-34-3
1,1-Dichloroethene	< 2.5	2.5	< 9.93	9.93		5	2/10/2017	75-35-4
1,2,4-Trichlorobenzene	< 10	10	< 74.2	74.2		5	2/10/2017	120-82-1
1,2,4-Trimethylbenzene	< 2.5	2.5	< 12.3	12.3		5	2/10/2017	95-63-6
1,2-Dibromoethane	< 2.5	2.5	< 19.2	19.2		5	2/10/2017	106-93-4
1,2-Dichlorobenzene	< 2.5	2.5	< 15.0	15.0		5	2/10/2017	95-50-1
1,2-Dichloroethane	< 2.5	2.5	< 10.1	10.1		5	2/10/2017	107-06-2
1,2-Dichloropropane	< 2.5	2.5	< 11.6	11.6		5	2/10/2017	78-87-5
1,3,5-Trimethylbenzene	< 2.5	2.5	< 12.3	12.3		5	2/10/2017	108-67-8
1,3-Butadiene	< 2.5	2.5	< 5.53	5.53		5	2/10/2017	106-99-0
1,3-Dichlorobenzene	< 2.5	2.5	< 15.0	15.0		5	2/10/2017	541-73-1
1,4-Dichlorobenzene	< 2.5	2.5	< 15.0	15.0		5	2/10/2017	106-46-7
1,4-Dioxane	< 10	10	< 36.0	36.0		5	2/10/2017	123-91-1
2,2,4-Trimethylpentane	**9.0**	**2.5**	**42.1**	**11.7**		5	2/10/2017	540-84-1
2-Butanone (MEK)	< 25	25	< 73.8	73.8		5	2/10/2017	78-93-3
2-Hexanone	< 25	25	< 103	103		5	2/10/2017	591-78-6
2-Propanol (IPA)	< 25	25	< 61.3	61.3		5	2/10/2017	67-63-0
4-Ethyltoluene	< 5.0	5.0	< 24.6	24.6		5	2/10/2017	622-96-8
4-Methyl-2-pentanone (MIK)	< 25	25	< 103	103		5	2/10/2017	108-10-1
Acetone	< 25	25	< 59.5	59.5		5	2/10/2017	67-64-1
Allyl chloride	< 5.0	5.0	< 15.7	15.7		5	2/10/2017	107-05-1
Benzene	< 2.5	2.5	< 7.98	7.98		5	2/10/2017	71-43-2
Benzyl chloride	< 10	10	< 51.8	51.8		5	2/10/2017	100-44-7
Bromodichloromethane	< 2.5	2.5	< 16.8	16.8		5	2/10/2017	75-27-4
Bromoethene(Vinyl Bromide)	< 2.5	2.5	< 10.9	10.9		5	2/10/2017	593-60-2
Bromoform	< 2.5	2.5	< 25.9	25.9		5	2/10/2017	75-25-2
Bromomethane	< 2.5	2.5	< 9.70	9.70		5	2/10/2017	74-83-9
Butyl benzene	< 5.0	5.0	< 27.5	27.5		5	2/10/2017	104-51-8
Carbon disulfide	< 10	10	< 31.1	31.1		5	2/10/2017	75-15-0
Carbon tetrachloride	< 2.5	2.5	< 15.7	15.7		5	2/10/2017	56-23-5
Chlorobenzene	< 2.5	2.5	< 11.5	11.5		5	2/10/2017	108-90-7
Chloroethane	< 2.5	2.5	< 6.60	6.60		5	2/10/2017	75-00-3
Chloroform	< 2.5	2.5	< 12.2	12.2		5	2/10/2017	67-66-3
Chloromethane	< 5.0	5.0	< 10.4	10.4		5	2/10/2017	74-87-3
cis-1,2-Dichloroethene	< 2.5	2.5	< 9.90	9.90		5	2/10/2017	156-59-2
cis-1,3-Dichloropropene	< 2.5	2.5	< 11.4	11.4		5	2/10/2017	542-75-6
Cyclohexane	< 2.5	2.5	< 8.60	8.60		5	2/10/2017	110-82-7
Dibromochloromethane	< 2.5	2.5	< 21.3	21.3		5	2/10/2017	124-48-1
Dichlorodifluoromethane(F-12)	< 5.0	5.0	< 24.8	24.8		5	2/10/2017	75-71-8
Dichlorotetrafluoroethane(F-114)	< 2.5	2.5	< 17.5	17.5		5	2/10/2017	76-14-2
Ethanol	< 25	25	< 47.0	47.0		5	2/10/2017	64-17-5
Ethyl Acetate	< 2.5	2.5	< 9.00	9.00		5	2/10/2017	141-78-6
Ethylbenzene	< 2.5	2.5	< 10.9	10.9		5	2/10/2017	100-41-4

Airtech Environmental Laboratories (AEL) - AZ 0740

4620 E.Elwood St., Suite 13, Phoenix, AZ 85040 480-968-5888 Fax 480-966-1888

Client:	Tetra Tech	**Client Sample ID:**	DC-14
Project:	Hwy 260 + Johnson Ln	**Project Number:**	--
Lab Order:	17A021	**Collection:**	1/25/2017
Lab ID:	11	**Matrix:**	Soil Vapor

Analyses	ppbv Result	ppbv Limit	ug/M^3 Result	ug/M^3 Limit	Qual	DF	Date Analyzed	CAS#
VOLATILE ORGANICS IN AIR		**TO-15**					Analyst: JJ	
Heptane	< 2.5	2.5	< 10.3	10.3		5	2/10/2017	142-82-5
Hexachlorobutadiene	< 5.0	5.0	< 53.4	53.4		5	2/10/2017	87-68-3
Hexane	< 5.0	5.0	< 17.6	17.6		5	2/10/2017	110-54-3
Isopropylbenzene	< 5.0	5.0	< 24.6	24.6		5	2/10/2017	98-82-8
m&p-Xylene	< 5.0	5.0	< 21.7	21.7		5	2/10/2017	179601-23-1
Methyl tert-butyl ether	< 10	10	< 36.1	36.1		5	2/10/2017	1634-04-4
Methylcyclohexane	< 5.0	5.0	< 20.1	20.1		5	2/10/2017	108-87-2
Methylene chloride	< 10	10	< 34.7	34.7		5	2/10/2017	75-09-2
Naphthalene	< 25	25	< 131	131		5	2/10/2017	91-20-3
Nonane	< 5.0	5.0	< 26.2	26.2		5	2/10/2017	111-84-2
Octane	< 5.0	5.0	< 23.4	23.4		5	2/10/2017	111-65-9
o-Xylene	< 2.5	2.5	< 10.9	10.9		5	2/10/2017	95-47-6
Propene (Propylene)	< 5.0	5.0	< 8.60	8.60		5	2/10/2017	115-07-1
Propylbenzene	< 5.0	5.0	< 24.6	24.6		5	2/10/2017	103-65-1
Sec-Butyl benzene	< 5.0	5.0	< 27.5	27.5		5	2/10/2017	135-98-8
Styrene	< 2.5	2.5	< 10.7	10.7		5	2/10/2017	100-42-5
Tert-Butyl benzene	< 5.0	5.0	< 27.5	27.5		5	2/10/2017	98-06-6
Tetrachloroethene	< 5.0	5.0	< 33.9	33.9		5	2/10/2017	127-18-4
Tetrahydrofuran	< 10	10	< 29.5	29.5		5	2/10/2017	109-99-9
Toluene	< 2.5	2.5	< 9.43	9.43		5	2/10/2017	108-88-3
trans-1,2-Dichloroethene	< 2.5	2.5	< 9.90	9.90		5	2/10/2017	156-60-5
trans-1,3-Dichloropropene	< 2.5	2.5	< 11.4	11.4		5	2/10/2017	542-75-6
Trichloroethene	< 2.5	2.5	< 13.4	13.4		5	2/10/2017	79-01-6
Trichlorofluoromethane(F-11)	< 2.5	2.5	< 14.1	14.1		5	2/10/2017	75-69-4
Trichlorotrifluoroethane(F-113)	< 2.5	2.5	< 19.2	19.2		5	2/10/2017	76-13-1
Vinyl acetate	< 2.5	2.5	< 8.80	8.80		5	2/10/2017	108-05-4
Vinyl chloride	< 2.5	2.5	< 6.40	6.40		5	2/10/2017	75-01-4
Surr: 4-Bromofluorobenzene	93.4	70-130	%REC					

Tentatively Identified Compounds (TIC's)

Difluoroethane	< 50	50	ppbv		T4	5	2/10/2017

Airtech Environmental Laboratories (AEL) - AZ 0740

4620 E.Elwood St., Suite 13, Phoenix, AZ 85040 480-968-5888 Fax 480-966-1888

Client:	Tetra Tech	**Client Sample ID:**	DC-15
Project:	Hwy 260 + Johnson Ln	**Project Number:**	--
Lab Order:	17A021	**Collection:**	1/25/2017
Lab ID:	12	**Matrix:**	Soil Vapor

	ppbv		ug/M^3				Date	
Analyses	**Result**	**Limit**	**Result**	**Limit**	**Qual**	**DF**	**Analyzed**	**CAS#**
VOLATILE ORGANICS IN AIR		**TO-15**					Analyst: JJ	
1,1,1-Trichloroethane	< 1.0	1.0	< 5.46	5.46		2	2/9/2017	71-55-6
1,1,2,2-Tetrachloroethane	< 1.0	1.0	< 6.87	6.87		2	2/9/2017	79-34-5
1,1,2-Trichloroethane	< 1.0	1.0	< 5.46	5.46		2	2/9/2017	79-00-5
1,1-Dichloroethane	< 1.0	1.0	< 4.05	4.05		2	2/9/2017	75-34-3
1,1-Dichloroethene	< 1.0	1.0	< 3.97	3.97		2	2/9/2017	75-35-4
1,2,4-Trichlorobenzene	< 4.0	4.0	< 29.7	29.7		2	2/9/2017	120-82-1
1,2,4-Trimethylbenzene	< 1.0	1.0	< 4.92	4.92		2	2/9/2017	95-63-6
1,2-Dibromoethane	< 1.0	1.0	< 7.68	7.68		2	2/9/2017	106-93-4
1,2-Dichlorobenzene	< 1.0	1.0	< 6.01	6.01		2	2/9/2017	95-50-1
1,2-Dichloroethane	< 1.0	1.0	< 4.05	4.05		2	2/9/2017	107-06-2
1,2-Dichloropropane	< 1.0	1.0	< 4.62	4.62		2	2/9/2017	78-87-5
1,3,5-Trimethylbenzene	< 1.0	1.0	< 4.92	4.92		2	2/9/2017	108-67-8
1,3-Butadiene	< 1.0	1.0	< 2.21	2.21		2	2/9/2017	106-99-0
1,3-Dichlorobenzene	< 1.0	1.0	< 6.01	6.01		2	2/9/2017	541-73-1
1,4-Dichlorobenzene	< 1.0	1.0	< 6.01	6.01		2	2/9/2017	106-46-7
1,4-Dioxane	< 4.0	4.0	< 14.4	14.4		2	2/9/2017	123-91-1
2,2,4-Trimethylpentane	**3.2**	**1.0**	**15.1**	**4.66**		2	2/9/2017	540-84-1
2-Butanone (MEK)	< 10	10	< 29.5	29.5		2	2/9/2017	78-93-3
2-Hexanone	< 10	10	< 41.0	41.0		2	2/9/2017	591-78-6
2-Propanol (IPA)	< 10	10	< 24.5	24.5		2	2/9/2017	67-63-0
4-Ethyltoluene	< 2.0	2.0	< 9.84	9.84		2	2/9/2017	622-96-8
4-Methyl-2-pentanone (MIK)	< 10	10	< 41.0	41.0		2	2/9/2017	108-10-1
Acetone	< 10	10	< 23.8	23.8		2	2/9/2017	67-64-1
Allyl chloride	< 2.0	2.0	< 6.26	6.26		2	2/9/2017	107-05-1
Benzene	< 1.0	1.0	< 3.19	3.19		2	2/9/2017	71-43-2
Benzyl chloride	< 4.0	4.0	< 20.7	20.7		2	2/9/2017	100-44-7
Bromodichloromethane	< 1.0	1.0	< 6.70	6.70		2	2/9/2017	75-27-4
Bromoethene(Vinyl Bromide)	< 1.0	1.0	< 4.37	4.37		2	2/9/2017	593-60-2
Bromoform	< 1.0	1.0	< 10.3	10.3		2	2/9/2017	75-25-2
Bromomethane	< 1.0	1.0	< 3.88	3.88		2	2/9/2017	74-83-9
Butyl benzene	< 2.0	2.0	< 11.0	11.0		2	2/9/2017	104-51-8
Carbon disulfide	< 4.0	4.0	< 12.4	12.4		2	2/9/2017	75-15-0
Carbon tetrachloride	< 1.0	1.0	< 6.29	6.29		2	2/9/2017	56-23-5
Chlorobenzene	< 1.0	1.0	< 4.60	4.60		2	2/9/2017	108-90-7
Chloroethane	< 1.0	1.0	< 2.64	2.64		2	2/9/2017	75-00-3
Chloroform	< 1.0	1.0	< 4.88	4.88		2	2/9/2017	67-66-3
Chloromethane	< 2.0	2.0	< 4.14	4.14		2	2/9/2017	74-87-3
cis-1,2-Dichloroethene	< 1.0	1.0	< 3.96	3.96		2	2/9/2017	156-59-2
cis-1,3-Dichloropropene	< 1.0	1.0	< 4.54	4.54		2	2/9/2017	542-75-6
Cyclohexane	< 1.0	1.0	< 3.44	3.44		2	2/9/2017	110-82-7
Dibromochloromethane	< 1.0	1.0	< 8.52	8.52		2	2/9/2017	124-48-1
Dichlorodifluoromethane(F-12)	< 2.0	2.0	< 9.90	9.90		2	2/9/2017	75-71-8
Dichlorotetrafluoroethane(F-114)	< 1.0	1.0	< 6.99	6.99		2	2/9/2017	76-14-2
Ethanol	< 10	10	< 18.8	18.8		2	2/9/2017	64-17-5
Ethyl Acetate	< 1.0	1.0	< 3.60	3.60		2	2/9/2017	141-78-6
Ethylbenzene	< 1.0	1.0	< 4.34	4.34		2	2/9/2017	100-41-4

Airtech Environmental Laboratories (AEL) - AZ 0740

4620 E.Elwood St., Suite 13, Phoenix, AZ 85040 480-968-5888 Fax 480-966-1888

Client:	Tetra Tech	**Client Sample ID:**	DC-15
Project:	Hwy 260 + Johnson Ln	**Project Number:**	--
Lab Order:	17A021	**Collection:**	1/25/2017
Lab ID:	12	**Matrix:**	Soil Vapor

Analyses	ppbv Result	ppbv Limit	ug/M^3 Result	ug/M^3 Limit	Qual	DF	Date Analyzed	CAS#
VOLATILE ORGANICS IN AIR		**TO-15**					Analyst: JJ	
Heptane	< 1.0	1.0	< 4.10	4.10		2	2/9/2017	142-82-5
Hexachlorobutadiene	< 2.0	2.0	< 21.3	21.3		2	2/9/2017	87-68-3
Hexane	< 2.0	2.0	< 7.04	7.04		2	2/9/2017	110-54-3
Isopropylbenzene	< 2.0	2.0	< 9.84	9.84		2	2/9/2017	98-82-8
m&p-Xylene	< 2.0	2.0	< 8.68	8.68		2	2/9/2017	179601-23-1
Methyl tert-butyl ether	< 4.0	4.0	< 14.4	14.4		2	2/9/2017	1634-04-4
Methylcyclohexane	< 2.0	2.0	< 8.04	8.04		2	2/9/2017	108-87-2
Methylene chloride	< 4.0	4.0	< 13.9	13.9		2	2/9/2017	75-09-2
Naphthalene	< 10	10	< 52.4	52.4		2	2/9/2017	91-20-3
Nonane	< 2.0	2.0	< 10.5	10.5		2	2/9/2017	111-84-2
Octane	< 2.0	2.0	< 9.34	9.34		2	2/9/2017	111-65-9
o-Xylene	< 1.0	1.0	< 4.34	4.34		2	2/9/2017	95-47-6
Propene (Propylene)	< 2.0	2.0	< 3.44	3.44		2	2/9/2017	115-07-1
Propylbenzene	< 2.0	2.0	< 9.84	9.84		2	2/9/2017	103-65-1
Sec-Butyl benzene	< 2.0	2.0	< 11.0	11.0		2	2/9/2017	135-98-8
Styrene	< 1.0	1.0	< 4.26	4.26		2	2/9/2017	100-42-5
Tert-Butyl benzene	< 2.0	2.0	< 11.0	11.0		2	2/9/2017	98-06-6
Tetrachloroethene	**3.6**	**2.0**	**24.1**	**13.6**		2	2/9/2017	127-18-4
Tetrahydrofuran	< 4.0	4.0	< 11.8	11.8		2	2/9/2017	109-99-9
Toluene	**1.4**	**1.0**	**5.35**	**3.77**		2	2/9/2017	108-88-3
trans-1,2-Dichloroethene	< 1.0	1.0	< 3.96	3.96		2	2/9/2017	156-60-5
trans-1,3-Dichloropropene	< 1.0	1.0	< 4.54	4.54		2	2/9/2017	542-75-6
Trichloroethene	< 1.0	1.0	< 5.37	5.37		2	2/9/2017	79-01-6
Trichlorofluoromethane(F-11)	< 1.0	1.0	< 5.62	5.62		2	2/9/2017	75-69-4
Trichlorotrifluoroethane(F-113)	< 1.0	1.0	< 7.66	7.66		2	2/9/2017	76-13-1
Vinyl acetate	< 1.0	1.0	< 3.52	3.52		2	2/9/2017	108-05-4
Vinyl chloride	< 1.0	1.0	< 2.56	2.56		2	2/9/2017	75-01-4
Surr: 4-Bromofluorobenzene	99.9	70-130	%REC					

Tentatively Identified Compounds (TIC's)

Difluoroethane	< 20	20	ppbv		T4	2	2/9/2017

Airtech Environmental Laboratories (AEL) - AZ 0740

4620 E.Elwood St., Suite 13, Phoenix, AZ 85040 480-968-5888 Fax 480-966-1888

Client:	Tetra Tech	**Client Sample ID:**	DC-16
Project:	Hwy 260 + Johnson Ln	**Project Number:**	--
Lab Order:	17A021	**Collection:**	1/25/2017
Lab ID:	13	**Matrix:**	Soil Vapor

	ppbv		ug/M^3				Date	
Analyses	**Result**	**Limit**	**Result**	**Limit**	**Qual**	**DF**	**Analyzed**	**CAS#**
VOLATILE ORGANICS IN AIR		**TO-15**					Analyst: JJ	
1,1,1-Trichloroethane	< 1.0	1.0	< 5.46	5.46		2	2/9/2017	71-55-6
1,1,2,2-Tetrachloroethane	< 1.0	1.0	< 6.87	6.87		2	2/9/2017	79-34-5
1,1,2-Trichloroethane	< 1.0	1.0	< 5.46	5.46		2	2/9/2017	79-00-5
1,1-Dichloroethane	< 1.0	1.0	< 4.05	4.05		2	2/9/2017	75-34-3
1,1-Dichloroethene	< 1.0	1.0	< 3.97	3.97		2	2/9/2017	75-35-4
1,2,4-Trichlorobenzene	< 4.0	4.0	< 29.7	29.7		2	2/9/2017	120-82-1
1,2,4-Trimethylbenzene	< 1.0	1.0	< 4.92	4.92		2	2/9/2017	95-63-6
1,2-Dibromoethane	< 1.0	1.0	< 7.68	7.68		2	2/9/2017	106-93-4
1,2-Dichlorobenzene	< 1.0	1.0	< 6.01	6.01		2	2/9/2017	95-50-1
1,2-Dichloroethane	< 1.0	1.0	< 4.05	4.05		2	2/9/2017	107-06-2
1,2-Dichloropropane	< 1.0	1.0	< 4.62	4.62		2	2/9/2017	78-87-5
1,3,5-Trimethylbenzene	< 1.0	1.0	< 4.92	4.92		2	2/9/2017	108-67-8
1,3-Butadiene	< 1.0	1.0	< 2.21	2.21		2	2/9/2017	106-99-0
1,3-Dichlorobenzene	< 1.0	1.0	< 6.01	6.01		2	2/9/2017	541-73-1
1,4-Dichlorobenzene	< 1.0	1.0	< 6.01	6.01		2	2/9/2017	106-46-7
1,4-Dioxane	< 4.0	4.0	< 14.4	14.4		2	2/9/2017	123-91-1
2,2,4-Trimethylpentane	< 1.0	1.0	< 4.66	4.66		2	2/9/2017	540-84-1
2-Butanone (MEK)	< 10	10	< 29.5	29.5		2	2/9/2017	78-93-3
2-Hexanone	< 10	10	< 41.0	41.0		2	2/9/2017	591-78-6
2-Propanol (IPA)	< 10	10	< 24.5	24.5		2	2/9/2017	67-63-0
4-Ethyltoluene	< 2.0	2.0	< 9.84	9.84		2	2/9/2017	622-96-8
4-Methyl-2-pentanone (MIK)	< 10	10	< 41.0	41.0		2	2/9/2017	108-10-1
Acetone	**13**	**10**	**30.6**	**23.8**		2	2/9/2017	67-64-1
Allyl chloride	< 2.0	2.0	< 6.26	6.26		2	2/9/2017	107-05-1
Benzene	< 1.0	1.0	< 3.19	3.19		2	2/9/2017	71-43-2
Benzyl chloride	< 4.0	4.0	< 20.7	20.7		2	2/9/2017	100-44-7
Bromodichloromethane	< 1.0	1.0	< 6.70	6.70		2	2/9/2017	75-27-4
Bromoethene(Vinyl Bromide)	< 1.0	1.0	< 4.37	4.37		2	2/9/2017	593-60-2
Bromoform	< 1.0	1.0	< 10.3	10.3		2	2/9/2017	75-25-2
Bromomethane	< 1.0	1.0	< 3.88	3.88		2	2/9/2017	74-83-9
Butyl benzene	< 2.0	2.0	< 11.0	11.0		2	2/9/2017	104-51-8
Carbon disulfide	< 4.0	4.0	< 12.4	12.4		2	2/9/2017	75-15-0
Carbon tetrachloride	< 1.0	1.0	< 6.29	6.29		2	2/9/2017	56-23-5
Chlorobenzene	< 1.0	1.0	< 4.60	4.60		2	2/9/2017	108-90-7
Chloroethane	< 1.0	1.0	< 2.64	2.64		2	2/9/2017	75-00-3
Chloroform	< 1.0	1.0	< 4.88	4.88		2	2/9/2017	67-66-3
Chloromethane	< 2.0	2.0	< 4.14	4.14		2	2/9/2017	74-87-3
cis-1,2-Dichloroethene	< 1.0	1.0	< 3.96	3.96		2	2/9/2017	156-59-2
cis-1,3-Dichloropropene	< 1.0	1.0	< 4.54	4.54		2	2/9/2017	542-75-6
Cyclohexane	< 1.0	1.0	< 3.44	3.44		2	2/9/2017	110-82-7
Dibromochloromethane	< 1.0	1.0	< 8.52	8.52		2	2/9/2017	124-48-1
Dichlorodifluoromethane(F-12)	< 2.0	2.0	< 9.90	9.90		2	2/9/2017	75-71-8
Dichlorotetrafluoroethane(F-114)	< 1.0	1.0	< 6.99	6.99		2	2/9/2017	76-14-2
Ethanol	< 10	10	< 18.8	18.8		2	2/9/2017	64-17-5
Ethyl Acetate	< 1.0	1.0	< 3.60	3.60		2	2/9/2017	141-78-6
Ethylbenzene	< 1.0	1.0	< 4.34	4.34		2	2/9/2017	100-41-4

Airtech Environmental Laboratories (AEL) - AZ 0740

4620 E.Elwood St., Suite 13, Phoenix, AZ 85040 480-968-5888 Fax 480-966-1888

Client:	Tetra Tech	**Client Sample ID:**	DC-16
Project:	Hwy 260 + Johnson Ln	**Project Number:**	--
Lab Order:	17A021	**Collection:**	1/25/2017
Lab ID:	13	**Matrix:**	Soil Vapor

Analyses	ppbv Result	ppbv Limit	ug/M^3 Result	ug/M^3 Limit	Qual	DF	Date Analyzed	CAS#
VOLATILE ORGANICS IN AIR		**TO-15**					Analyst: JJ	
Heptane	< 1.0	1.0	< 4.10	4.10		2	2/9/2017	142-82-5
Hexachlorobutadiene	< 2.0	2.0	< 21.3	21.3		2	2/9/2017	87-68-3
Hexane	< 2.0	2.0	< 7.04	7.04		2	2/9/2017	110-54-3
Isopropylbenzene	< 2.0	2.0	< 9.84	9.84		2	2/9/2017	98-82-8
m&p-Xylene	< 2.0	2.0	< 8.68	8.68		2	2/9/2017	179601-23-1
Methyl tert-butyl ether	< 4.0	4.0	< 14.4	14.4		2	2/9/2017	1634-04-4
Methylcyclohexane	< 2.0	2.0	< 8.04	8.04		2	2/9/2017	108-87-2
Methylene chloride	< 4.0	4.0	< 13.9	13.9		2	2/9/2017	75-09-2
Naphthalene	< 10	10	< 52.4	52.4		2	2/9/2017	91-20-3
Nonane	< 2.0	2.0	< 10.5	10.5		2	2/9/2017	111-84-2
Octane	< 2.0	2.0	< 9.34	9.34		2	2/9/2017	111-65-9
o-Xylene	< 1.0	1.0	< 4.34	4.34		2	2/9/2017	95-47-6
Propene (Propylene)	< 2.0	2.0	< 3.44	3.44		2	2/9/2017	115-07-1
Propylbenzene	< 2.0	2.0	< 9.84	9.84		2	2/9/2017	103-65-1
Sec-Butyl benzene	< 2.0	2.0	< 11.0	11.0		2	2/9/2017	135-98-8
Styrene	< 1.0	1.0	< 4.26	4.26		2	2/9/2017	100-42-5
Tert-Butyl benzene	< 2.0	2.0	< 11.0	11.0		2	2/9/2017	98-06-6
Tetrachloroethene	< 2.0	2.0	< 13.6	13.6		2	2/9/2017	127-18-4
Tetrahydrofuran	< 4.0	4.0	< 11.8	11.8		2	2/9/2017	109-99-9
Toluene	< 1.0	1.0	< 3.77	3.77		2	2/9/2017	108-88-3
trans-1,2-Dichloroethene	< 1.0	1.0	< 3.96	3.96		2	2/9/2017	156-60-5
trans-1,3-Dichloropropene	< 1.0	1.0	< 4.54	4.54		2	2/9/2017	542-75-6
Trichloroethene	< 1.0	1.0	< 5.37	5.37		2	2/9/2017	79-01-6
Trichlorofluoromethane(F-11)	< 1.0	1.0	< 5.62	5.62		2	2/9/2017	75-69-4
Trichlorotrifluoroethane(F-113)	< 1.0	1.0	< 7.66	7.66		2	2/9/2017	76-13-1
Vinyl acetate	< 1.0	1.0	< 3.52	3.52		2	2/9/2017	108-05-4
Vinyl chloride	< 1.0	1.0	< 2.56	2.56		2	2/9/2017	75-01-4
Surr: 4-Bromofluorobenzene	100	70-130	%REC					

Tentatively Identified Compounds (TIC's)

Difluoroethane	< 20	20	ppbv		T4	2	2/9/2017

Airtech Environmental Laboratories (AEL) - AZ 0740

4620 E.Elwood St., Suite 13, Phoenix, AZ 85040 480-968-5888 Fax 480-966-1888

Client:	Tetra Tech	**Client Sample ID:**	SV-1
Project:	Hwy 260 + Johnson Ln	**Project Number:**	--
Lab Order:	17A021	**Collection:**	1/25/2017
Lab ID:	14	**Matrix:**	Soil Vapor

	ppbv		ug/M^3				Date	
Analyses	**Result**	**Limit**	**Result**	**Limit**	**Qual**	**DF**	**Analyzed**	**CAS#**
VOLATILE ORGANICS IN AIR		**TO-15**					Analyst: JJ	
1,1,1-Trichloroethane	< 10	10	< 54.6	54.6		20	2/9/2017	71-55-6
1,1,2,2-Tetrachloroethane	< 10	10	< 68.7	68.7		20	2/9/2017	79-34-5
1,1,2-Trichloroethane	< 10	10	< 54.6	54.6		20	2/9/2017	79-00-5
1,1-Dichloroethane	< 10	10	< 40.5	40.5		20	2/9/2017	75-34-3
1,1-Dichloroethene	< 10	10	< 39.7	39.7		20	2/9/2017	75-35-4
1,2,4-Trichlorobenzene	< 40	40	< 297	297		20	2/9/2017	120-82-1
1,2,4-Trimethylbenzene	< 10	10	< 49.2	49.2		20	2/9/2017	95-63-6
1,2-Dibromoethane	< 10	10	< 76.8	76.8		20	2/9/2017	106-93-4
1,2-Dichlorobenzene	< 10	10	< 60.1	60.1		20	2/9/2017	95-50-1
1,2-Dichloroethane	< 10	10	< 40.5	40.5		20	2/9/2017	107-06-2
1,2-Dichloropropane	< 10	10	< 46.2	46.2		20	2/9/2017	78-87-5
1,3,5-Trimethylbenzene	< 10	10	< 49.2	49.2		20	2/9/2017	108-67-8
1,3-Butadiene	< 10	10	< 22.1	22.1		20	2/9/2017	106-99-0
1,3-Dichlorobenzene	< 10	10	< 60.1	60.1		20	2/9/2017	541-73-1
1,4-Dichlorobenzene	< 10	10	< 60.1	60.1		20	2/9/2017	106-46-7
1,4-Dioxane	< 40	40	< 144	144		20	2/9/2017	123-91-1
2,2,4-Trimethylpentane	< 10	10	< 46.6	46.6		20	2/9/2017	540-84-1
2-Butanone (MEK)	< 100	100	< 295	295		20	2/9/2017	78-93-3
2-Hexanone	< 100	100	< 410	410		20	2/9/2017	591-78-6
2-Propanol (IPA)	< 100	100	< 245	245		20	2/9/2017	67-63-0
4-Ethyltoluene	< 20	20	< 98.4	98.4		20	2/9/2017	622-96-8
4-Methyl-2-pentanone (MIK)	< 100	100	< 410	410		20	2/9/2017	108-10-1
Acetone	< 100	100	< 238	238		20	2/9/2017	67-64-1
Allyl chloride	< 20	20	< 62.6	62.6		20	2/9/2017	107-05-1
Benzene	< 10	10	< 31.9	31.9		20	2/9/2017	71-43-2
Benzyl chloride	< 40	40	< 207	207		20	2/9/2017	100-44-7
Bromodichloromethane	< 10	10	< 67.0	67.0		20	2/9/2017	75-27-4
Bromoethene(Vinyl Bromide)	< 10	10	< 43.7	43.7		20	2/9/2017	593-60-2
Bromoform	< 10	10	< 103	103		20	2/9/2017	75-25-2
Bromomethane	< 10	10	< 38.8	38.8		20	2/9/2017	74-83-9
Butyl benzene	< 20	20	< 110	110		20	2/9/2017	104-51-8
Carbon disulfide	< 40	40	< 124	124		20	2/9/2017	75-15-0
Carbon tetrachloride	< 10	10	< 62.9	62.9		20	2/9/2017	56-23-5
Chlorobenzene	< 10	10	< 46.0	46.0		20	2/9/2017	108-90-7
Chloroethane	< 10	10	< 26.4	26.4		20	2/9/2017	75-00-3
Chloroform	< 10	10	< 48.8	48.8		20	2/9/2017	67-66-3
Chloromethane	< 20	20	< 41.4	41.4		20	2/9/2017	74-87-3
cis-1,2-Dichloroethene	< 10	10	< 39.6	39.6		20	2/9/2017	156-59-2
cis-1,3-Dichloropropene	< 10	10	< 45.4	45.4		20	2/9/2017	542-75-6
Cyclohexane	< 10	10	< 34.4	34.4		20	2/9/2017	110-82-7
Dibromochloromethane	< 10	10	< 85.2	85.2		20	2/9/2017	124-48-1
Dichlorodifluoromethane(F-12)	< 20	20	< 99.0	99.0		20	2/9/2017	75-71-8
Dichlorotetrafluoroethane(F-114)	< 10	10	< 69.9	69.9		20	2/9/2017	76-14-2
Ethanol	< 100	100	< 188	188		20	2/9/2017	64-17-5
Ethyl Acetate	< 10	10	< 36.0	36.0		20	2/9/2017	141-78-6
Ethylbenzene	< 10	10	< 43.4	43.4		20	2/9/2017	100-41-4

Airtech Environmental Laboratories (AEL) - AZ 0740

4620 E.Elwood St., Suite 13, Phoenix, AZ 85040 480-968-5888 Fax 480-966-1888

Client:	Tetra Tech	**Client Sample ID:**	SV-1
Project:	Hwy 260 + Johnson Ln	**Project Number:**	--
Lab Order:	17A021	**Collection:**	1/25/2017
Lab ID:	14	**Matrix:**	Soil Vapor

Analyses	ppbv Result	ppbv Limit	ug/M^3 Result	ug/M^3 Limit	Qual	DF	Date Analyzed	CAS#
VOLATILE ORGANICS IN AIR		**TO-15**					Analyst: JJ	
Heptane	< 10	10	< 41.0	41.0		20	2/9/2017	142-82-5
Hexachlorobutadiene	< 20	20	< 213	213		20	2/9/2017	87-68-3
Hexane	< 20	20	< 70.4	70.4		20	2/9/2017	110-54-3
Isopropylbenzene	< 20	20	< 98.4	98.4		20	2/9/2017	98-82-8
m&p-Xylene	< 20	20	< 86.8	86.8		20	2/9/2017	179601-23-1
Methyl tert-butyl ether	< 40	40	< 144	144		20	2/9/2017	1634-04-4
Methylcyclohexane	< 20	20	< 80.4	80.4		20	2/9/2017	108-87-2
Methylene chloride	< 40	40	< 139	139		20	2/9/2017	75-09-2
Naphthalene	< 100	100	< 524	524		20	2/9/2017	91-20-3
Nonane	< 20	20	< 105	105		20	2/9/2017	111-84-2
Octane	< 20	20	< 93.4	93.4		20	2/9/2017	111-65-9
o-Xylene	< 10	10	< 43.4	43.4		20	2/9/2017	95-47-6
Propene (Propylene)	< 20	20	< 34.4	34.4		20	2/9/2017	115-07-1
Propylbenzene	< 20	20	< 98.4	98.4		20	2/9/2017	103-65-1
Sec-Butyl benzene	< 20	20	< 110	110		20	2/9/2017	135-98-8
Styrene	< 10	10	< 42.6	42.6		20	2/9/2017	100-42-5
Tert-Butyl benzene	< 20	20	< 110	110		20	2/9/2017	98-06-6
Tetrachloroethene	**316**	**20**	**2,141**	**136**		20	2/9/2017	127-18-4
Tetrahydrofuran	< 40	40	< 118	118		20	2/9/2017	109-99-9
Toluene	< 10	10	< 37.7	37.7		20	2/9/2017	108-88-3
trans-1,2-Dichloroethene	< 10	10	< 39.6	39.6		20	2/9/2017	156-60-5
trans-1,3-Dichloropropene	< 10	10	< 45.4	45.4		20	2/9/2017	542-75-6
Trichloroethene	< 10	10	< 53.7	53.7		20	2/9/2017	79-01-6
Trichlorofluoromethane(F-11)	< 10	10	< 56.2	56.2		20	2/9/2017	75-69-4
Trichlorotrifluoroethane(F-113)	< 10	10	< 76.6	76.6		20	2/9/2017	76-13-1
Vinyl acetate	< 10	10	< 35.2	35.2		20	2/9/2017	108-05-4
Vinyl chloride	< 10	10	< 25.6	25.6		20	2/9/2017	75-01-4
Surr: 4-Bromofluorobenzene	93.8	70-130	%REC					

Tentatively Identified Compounds (TIC's)

Difluoroethane	< 200	200	ppbv		T4	20	2/9/2017

Airtech Environmental Laboratories (AEL) - AZ 0740

4620 E.Elwood St., Suite 13, Phoenix, AZ 85040 480-968-5888 Fax 480-966-1888

Client:	Tetra Tech	**Client Sample ID:**	SV-2
Project:	Hwy 260 + Johnson Ln	**Project Number:**	--
Lab Order:	17A021	**Collection:**	1/25/2017
Lab ID:	15	**Matrix:**	Soil Vapor

	ppbv		ug/M^3				Date	
Analyses	**Result**	**Limit**	**Result**	**Limit**	**Qual**	**DF**	**Analyzed**	**CAS#**
VOLATILE ORGANICS IN AIR		**TO-15**					Analyst: JJ	
1,1,1-Trichloroethane	< 1.0	1.0	< 5.46	5.46		2	2/9/2017	71-55-6
1,1,2,2-Tetrachloroethane	< 1.0	1.0	< 6.87	6.87		2	2/9/2017	79-34-5
1,1,2-Trichloroethane	< 1.0	1.0	< 5.46	5.46		2	2/9/2017	79-00-5
1,1-Dichloroethane	< 1.0	1.0	< 4.05	4.05		2	2/9/2017	75-34-3
1,1-Dichloroethene	< 1.0	1.0	< 3.97	3.97		2	2/9/2017	75-35-4
1,2,4-Trichlorobenzene	< 4.0	4.0	< 29.7	29.7		2	2/9/2017	120-82-1
1,2,4-Trimethylbenzene	< 1.0	1.0	< 4.92	4.92		2	2/9/2017	95-63-6
1,2-Dibromoethane	< 1.0	1.0	< 7.68	7.68		2	2/9/2017	106-93-4
1,2-Dichlorobenzene	< 1.0	1.0	< 6.01	6.01		2	2/9/2017	95-50-1
1,2-Dichloroethane	< 1.0	1.0	< 4.05	4.05		2	2/9/2017	107-06-2
1,2-Dichloropropane	< 1.0	1.0	< 4.62	4.62		2	2/9/2017	78-87-5
1,3,5-Trimethylbenzene	< 1.0	1.0	< 4.92	4.92		2	2/9/2017	108-67-8
1,3-Butadiene	< 1.0	1.0	< 2.21	2.21		2	2/9/2017	106-99-0
1,3-Dichlorobenzene	< 1.0	1.0	< 6.01	6.01		2	2/9/2017	541-73-1
1,4-Dichlorobenzene	< 1.0	1.0	< 6.01	6.01		2	2/9/2017	106-46-7
1,4-Dioxane	< 4.0	4.0	< 14.4	14.4		2	2/9/2017	123-91-1
2,2,4-Trimethylpentane	< 1.0	1.0	< 4.66	4.66		2	2/9/2017	540-84-1
2-Butanone (MEK)	< 10	10	< 29.5	29.5		2	2/9/2017	78-93-3
2-Hexanone	< 10	10	< 41.0	41.0		2	2/9/2017	591-78-6
2-Propanol (IPA)	< 10	10	< 24.5	24.5		2	2/9/2017	67-63-0
4-Ethyltoluene	< 2.0	2.0	< 9.84	9.84		2	2/9/2017	622-96-8
4-Methyl-2-pentanone (MIK)	< 10	10	< 41.0	41.0		2	2/9/2017	108-10-1
Acetone	**62**	**10**	**146**	**23.8**		2	2/9/2017	67-64-1
Allyl chloride	< 2.0	2.0	< 6.26	6.26		2	2/9/2017	107-05-1
Benzene	**2.9**	**1.0**	**9.31**	**3.19**		2	2/9/2017	71-43-2
Benzyl chloride	< 4.0	4.0	< 20.7	20.7		2	2/9/2017	100-44-7
Bromodichloromethane	< 1.0	1.0	< 6.70	6.70		2	2/9/2017	75-27-4
Bromoethene(Vinyl Bromide)	< 1.0	1.0	< 4.37	4.37		2	2/9/2017	593-60-2
Bromoform	< 1.0	1.0	< 10.3	10.3		2	2/9/2017	75-25-2
Bromomethane	< 1.0	1.0	< 3.88	3.88		2	2/9/2017	74-83-9
Butyl benzene	< 2.0	2.0	< 11.0	11.0		2	2/9/2017	104-51-8
Carbon disulfide	< 4.0	4.0	< 12.4	12.4		2	2/9/2017	75-15-0
Carbon tetrachloride	< 1.0	1.0	< 6.29	6.29		2	2/9/2017	56-23-5
Chlorobenzene	< 1.0	1.0	< 4.60	4.60		2	2/9/2017	108-90-7
Chloroethane	< 1.0	1.0	< 2.64	2.64		2	2/9/2017	75-00-3
Chloroform	< 1.0	1.0	< 4.88	4.88		2	2/9/2017	67-66-3
Chloromethane	< 2.0	2.0	< 4.14	4.14		2	2/9/2017	74-87-3
cis-1,2-Dichloroethene	< 1.0	1.0	< 3.96	3.96		2	2/9/2017	156-59-2
cis-1,3-Dichloropropene	< 1.0	1.0	< 4.54	4.54		2	2/9/2017	542-75-6
Cyclohexane	< 1.0	1.0	< 3.44	3.44		2	2/9/2017	110-82-7
Dibromochloromethane	< 1.0	1.0	< 8.52	8.52		2	2/9/2017	124-48-1
Dichlorodifluoromethane(F-12)	< 2.0	2.0	< 9.90	9.90		2	2/9/2017	75-71-8
Dichlorotetrafluoroethane(F-114)	< 1.0	1.0	< 6.99	6.99		2	2/9/2017	76-14-2
Ethanol	< 10	10	< 18.8	18.8		2	2/9/2017	64-17-5
Ethyl Acetate	< 1.0	1.0	< 3.60	3.60		2	2/9/2017	141-78-6
Ethylbenzene	< 1.0	1.0	< 4.34	4.34		2	2/9/2017	100-41-4

Airtech Environmental Laboratories (AEL) - AZ 0740

4620 E.Elwood St., Suite 13, Phoenix, AZ 85040 480-968-5888 Fax 480-966-1888

Client:	Tetra Tech	**Client Sample ID:**	SV-2
Project:	Hwy 260 + Johnson Ln	**Project Number:**	--
Lab Order:	17A021	**Collection:**	1/25/2017
Lab ID:	15	**Matrix:**	Soil Vapor

Analyses	ppbv Result	ppbv Limit	ug/M^3 Result	ug/M^3 Limit	Qual	DF	Date Analyzed	CAS#
VOLATILE ORGANICS IN AIR		**TO-15**					Analyst: JJ	
Heptane	< 1.0	1.0	< 4.10	4.10		2	2/9/2017	142-82-5
Hexachlorobutadiene	< 2.0	2.0	< 21.3	21.3		2	2/9/2017	87-68-3
Hexane	**6.0**	**2.0**	**21.0**	**7.04**		2	2/9/2017	110-54-3
Isopropylbenzene	< 2.0	2.0	< 9.84	9.84		2	2/9/2017	98-82-8
m&p-Xylene	< 2.0	2.0	< 8.68	8.68		2	2/9/2017	179601-23-1
Methyl tert-butyl ether	< 4.0	4.0	< 14.4	14.4		2	2/9/2017	1634-04-4
Methylcyclohexane	< 2.0	2.0	< 8.04	8.04		2	2/9/2017	108-87-2
Methylene chloride	< 4.0	4.0	< 13.9	13.9		2	2/9/2017	75-09-2
Naphthalene	< 10	10	< 52.4	52.4		2	2/9/2017	91-20-3
Nonane	< 2.0	2.0	< 10.5	10.5		2	2/9/2017	111-84-2
Octane	< 2.0	2.0	< 9.34	9.34		2	2/9/2017	111-65-9
o-Xylene	< 1.0	1.0	< 4.34	4.34		2	2/9/2017	95-47-6
Propene (Propylene)	< 2.0	2.0	< 3.44	3.44		2	2/9/2017	115-07-1
Propylbenzene	< 2.0	2.0	< 9.84	9.84		2	2/9/2017	103-65-1
Sec-Butyl benzene	< 2.0	2.0	< 11.0	11.0		2	2/9/2017	135-98-8
Styrene	< 1.0	1.0	< 4.26	4.26		2	2/9/2017	100-42-5
Tert-Butyl benzene	< 2.0	2.0	< 11.0	11.0		2	2/9/2017	98-06-6
Tetrachloroethene	**30**	**2.0**	**203**	**13.6**		2	2/9/2017	127-18-4
Tetrahydrofuran	< 4.0	4.0	< 11.8	11.8		2	2/9/2017	109-99-9
Toluene	**2.1**	**1.0**	**7.84**	**3.77**		2	2/9/2017	108-88-3
trans-1,2-Dichloroethene	< 1.0	1.0	< 3.96	3.96		2	2/9/2017	156-60-5
trans-1,3-Dichloropropene	< 1.0	1.0	< 4.54	4.54		2	2/9/2017	542-75-6
Trichloroethene	< 1.0	1.0	< 5.37	5.37		2	2/9/2017	79-01-6
Trichlorofluoromethane(F-11)	< 1.0	1.0	< 5.62	5.62		2	2/9/2017	75-69-4
Trichlorotrifluoroethane(F-113)	< 1.0	1.0	< 7.66	7.66		2	2/9/2017	76-13-1
Vinyl acetate	< 1.0	1.0	< 3.52	3.52		2	2/9/2017	108-05-4
Vinyl chloride	< 1.0	1.0	< 2.56	2.56		2	2/9/2017	75-01-4
Surr: 4-Bromofluorobenzene	98.5	70-130	%REC					

Tentatively Identified Compounds (TIC's)

Difluoroethane	< 20	20	ppbv		T4	2	2/9/2017

Airtech Environmental Laboratories (AEL) - AZ 0740

4620 E.Elwood St., Suite 13, Phoenix, AZ 85040 480-968-5888 Fax 480-966-1888

Client:	Tetra Tech	**Client Sample ID:**	SV-4
Project:	Hwy 260 + Johnson Ln	**Project Number:**	--
Lab Order:	17A021	**Collection:**	1/25/2017
Lab ID:	16	**Matrix:**	Soil Vapor

	ppbv		ug/M^3				Date	
Analyses	**Result**	**Limit**	**Result**	**Limit**	**Qual**	**DF**	**Analyzed**	**CAS#**
VOLATILE ORGANICS IN AIR		**TO-15**					Analyst: JJ	
1,1,1-Trichloroethane	< 1.0	1.0	< 5.46	5.46		2	2/9/2017	71-55-6
1,1,2,2-Tetrachloroethane	< 1.0	1.0	< 6.87	6.87		2	2/9/2017	79-34-5
1,1,2-Trichloroethane	< 1.0	1.0	< 5.46	5.46		2	2/9/2017	79-00-5
1,1-Dichloroethane	< 1.0	1.0	< 4.05	4.05		2	2/9/2017	75-34-3
1,1-Dichloroethene	< 1.0	1.0	< 3.97	3.97		2	2/9/2017	75-35-4
1,2,4-Trichlorobenzene	< 4.0	4.0	< 29.7	29.7		2	2/9/2017	120-82-1
1,2,4-Trimethylbenzene	< 1.0	1.0	< 4.92	4.92		2	2/9/2017	95-63-6
1,2-Dibromoethane	< 1.0	1.0	< 7.68	7.68		2	2/9/2017	106-93-4
1,2-Dichlorobenzene	< 1.0	1.0	< 6.01	6.01		2	2/9/2017	95-50-1
1,2-Dichloroethane	< 1.0	1.0	< 4.05	4.05		2	2/9/2017	107-06-2
1,2-Dichloropropane	< 1.0	1.0	< 4.62	4.62		2	2/9/2017	78-87-5
1,3,5-Trimethylbenzene	< 1.0	1.0	< 4.92	4.92		2	2/9/2017	108-67-8
1,3-Butadiene	< 1.0	1.0	< 2.21	2.21		2	2/9/2017	106-99-0
1,3-Dichlorobenzene	< 1.0	1.0	< 6.01	6.01		2	2/9/2017	541-73-1
1,4-Dichlorobenzene	< 1.0	1.0	< 6.01	6.01		2	2/9/2017	106-46-7
1,4-Dioxane	< 4.0	4.0	< 14.4	14.4		2	2/9/2017	123-91-1
2,2,4-Trimethylpentane	< 1.0	1.0	< 4.66	4.66		2	2/9/2017	540-84-1
2-Butanone (MEK)	< 10	10	< 29.5	29.5		2	2/9/2017	78-93-3
2-Hexanone	< 10	10	< 41.0	41.0		2	2/9/2017	591-78-6
2-Propanol (IPA)	< 10	10	< 24.5	24.5		2	2/9/2017	67-63-0
4-Ethyltoluene	< 2.0	2.0	< 9.84	9.84		2	2/9/2017	622-96-8
4-Methyl-2-pentanone (MIK)	< 10	10	< 41.0	41.0		2	2/9/2017	108-10-1
Acetone	**30**	**10**	**70.7**	**23.8**		2	2/9/2017	67-64-1
Allyl chloride	< 2.0	2.0	< 6.26	6.26		2	2/9/2017	107-05-1
Benzene	**1.8**	**1.0**	**5.81**	**3.19**		2	2/9/2017	71-43-2
Benzyl chloride	< 4.0	4.0	< 20.7	20.7		2	2/9/2017	100-44-7
Bromodichloromethane	< 1.0	1.0	< 6.70	6.70		2	2/9/2017	75-27-4
Bromoethene(Vinyl Bromide)	< 1.0	1.0	< 4.37	4.37		2	2/9/2017	593-60-2
Bromoform	< 1.0	1.0	< 10.3	10.3		2	2/9/2017	75-25-2
Bromomethane	< 1.0	1.0	< 3.88	3.88		2	2/9/2017	74-83-9
Butyl benzene	< 2.0	2.0	< 11.0	11.0		2	2/9/2017	104-51-8
Carbon disulfide	< 4.0	4.0	< 12.4	12.4		2	2/9/2017	75-15-0
Carbon tetrachloride	< 1.0	1.0	< 6.29	6.29		2	2/9/2017	56-23-5
Chlorobenzene	< 1.0	1.0	< 4.60	4.60		2	2/9/2017	108-90-7
Chloroethane	< 1.0	1.0	< 2.64	2.64		2	2/9/2017	75-00-3
Chloroform	< 1.0	1.0	< 4.88	4.88		2	2/9/2017	67-66-3
Chloromethane	< 2.0	2.0	< 4.14	4.14		2	2/9/2017	74-87-3
cis-1,2-Dichloroethene	< 1.0	1.0	< 3.96	3.96		2	2/9/2017	156-59-2
cis-1,3-Dichloropropene	< 1.0	1.0	< 4.54	4.54		2	2/9/2017	542-75-6
Cyclohexane	< 1.0	1.0	< 3.44	3.44		2	2/9/2017	110-82-7
Dibromochloromethane	< 1.0	1.0	< 8.52	8.52		2	2/9/2017	124-48-1
Dichlorodifluoromethane(F-12)	< 2.0	2.0	< 9.90	9.90		2	2/9/2017	75-71-8
Dichlorotetrafluoroethane(F-114)	< 1.0	1.0	< 6.99	6.99		2	2/9/2017	76-14-2
Ethanol	< 10	10	< 18.8	18.8		2	2/9/2017	64-17-5
Ethyl Acetate	< 1.0	1.0	< 3.60	3.60		2	2/9/2017	141-78-6
Ethylbenzene	< 1.0	1.0	< 4.34	4.34		2	2/9/2017	100-41-4

Airtech Environmental Laboratories (AEL) - AZ 0740

4620 E.Elwood St., Suite 13, Phoenix, AZ 85040 480-968-5888 Fax 480-966-1888

Client:	Tetra Tech	**Client Sample ID:**	SV-4
Project:	Hwy 260 + Johnson Ln	**Project Number:**	--
Lab Order:	17A021	**Collection:**	1/25/2017
Lab ID:	16	**Matrix:**	Soil Vapor

Analyses	ppbv Result	ppbv Limit	ug/M^3 Result	ug/M^3 Limit	Qual	DF	Date Analyzed	CAS#
VOLATILE ORGANICS IN AIR		**TO-15**					Analyst: JJ	
Heptane	< 1.0	1.0	< 4.10	4.10		2	2/9/2017	142-82-5
Hexachlorobutadiene	< 2.0	2.0	< 21.3	21.3		2	2/9/2017	87-68-3
Hexane	< 2.0	2.0	< 7.04	7.04		2	2/9/2017	110-54-3
Isopropylbenzene	< 2.0	2.0	< 9.84	9.84		2	2/9/2017	98-82-8
m&p-Xylene	< 2.0	2.0	< 8.68	8.68		2	2/9/2017	179601-23-1
Methyl tert-butyl ether	< 4.0	4.0	< 14.4	14.4		2	2/9/2017	1634-04-4
Methylcyclohexane	< 2.0	2.0	< 8.04	8.04		2	2/9/2017	108-87-2
Methylene chloride	< 4.0	4.0	< 13.9	13.9		2	2/9/2017	75-09-2
Naphthalene	< 10	10	< 52.4	52.4		2	2/9/2017	91-20-3
Nonane	< 2.0	2.0	< 10.5	10.5		2	2/9/2017	111-84-2
Octane	**2.9**	**2.0**	**13.4**	**9.34**		2	2/9/2017	111-65-9
o-Xylene	< 1.0	1.0	< 4.34	4.34		2	2/9/2017	95-47-6
Propene (Propylene)	< 2.0	2.0	< 3.44	3.44		2	2/9/2017	115-07-1
Propylbenzene	< 2.0	2.0	< 9.84	9.84		2	2/9/2017	103-65-1
Sec-Butyl benzene	< 2.0	2.0	< 11.0	11.0		2	2/9/2017	135-98-8
Styrene	< 1.0	1.0	< 4.26	4.26		2	2/9/2017	100-42-5
Tert-Butyl benzene	< 2.0	2.0	< 11.0	11.0		2	2/9/2017	98-06-6
Tetrachloroethene	< 2.0	2.0	< 13.6	13.6		2	2/9/2017	127-18-4
Tetrahydrofuran	< 4.0	4.0	< 11.8	11.8		2	2/9/2017	109-99-9
Toluene	**2.2**	**1.0**	**8.29**	**3.77**		2	2/9/2017	108-88-3
trans-1,2-Dichloroethene	< 1.0	1.0	< 3.96	3.96		2	2/9/2017	156-60-5
trans-1,3-Dichloropropene	< 1.0	1.0	< 4.54	4.54		2	2/9/2017	542-75-6
Trichloroethene	< 1.0	1.0	< 5.37	5.37		2	2/9/2017	79-01-6
Trichlorofluoromethane(F-11)	< 1.0	1.0	< 5.62	5.62		2	2/9/2017	75-69-4
Trichlorotrifluoroethane(F-113)	< 1.0	1.0	< 7.66	7.66		2	2/9/2017	76-13-1
Vinyl acetate	< 1.0	1.0	< 3.52	3.52		2	2/9/2017	108-05-4
Vinyl chloride	< 1.0	1.0	< 2.56	2.56		2	2/9/2017	75-01-4
Surr: 4-Bromofluorobenzene	98.4	70-130	%REC					

Tentatively Identified Compounds (TIC's)

Difluoroethane	< 20	20	ppbv		T4	2	2/9/2017

Airtech Environmental Laboratories (AEL) - AZ 0740

4620 E.Elwood St., Suite 13, Phoenix, AZ 85040 480-968-5888 Fax 480-966-1888

Client:	Tetra Tech	**Client Sample ID:**	Earl Ambient Air
Project:	Hwy 260 + Johnson Ln	**Project Number:**	--
Lab Order:	17A021	**Collection:**	1/23/2017
Lab ID:	17	**Matrix:**	Ambient Air

Analyses	ppbv Result	ppbv Limit	ug/M^3 Result	ug/M^3 Limit	Qual	DF	Date Analyzed	CAS#
VOLATILE ORGANICS IN AIR		**TO-15**					Analyst: JJ	
1,1,1-Trichloroethane	< 0.5	0.5	< 2.73	2.73		1	2/8/2017	71-55-6
1,1,2,2-Tetrachloroethane	< 0.5	0.5	< 3.44	3.44		1	2/8/2017	79-34-5
1,1,2-Trichloroethane	< 0.5	0.5	< 2.73	2.73		1	2/8/2017	79-00-5
1,1-Dichloroethane	< 0.5	0.5	< 2.03	2.03		1	2/8/2017	75-34-3
1,1-Dichloroethene	< 0.5	0.5	< 1.99	1.99		1	2/8/2017	75-35-4
1,2,4-Trichlorobenzene	< 2.0	2.0	< 14.8	14.8		1	2/8/2017	120-82-1
1,2,4-Trimethylbenzene	< 0.5	0.5	< 2.46	2.46		1	2/8/2017	95-63-6
1,2-Dibromoethane	< 0.5	0.5	< 3.84	3.84		1	2/8/2017	106-93-4
1,2-Dichlorobenzene	< 0.5	0.5	< 3.01	3.01		1	2/8/2017	95-50-1
1,2-Dichloroethane	< 0.5	0.5	< 2.03	2.03		1	2/8/2017	107-06-2
1,2-Dichloropropane	< 0.5	0.5	< 2.31	2.31		1	2/8/2017	78-87-5
1,3,5-Trimethylbenzene	< 0.5	0.5	< 2.46	2.46		1	2/8/2017	108-67-8
1,3-Butadiene	< 0.5	0.5	< 1.11	1.11		1	2/8/2017	106-99-0
1,3-Dichlorobenzene	< 0.5	0.5	< 3.01	3.01		1	2/8/2017	541-73-1
1,4-Dichlorobenzene	< 0.5	0.5	< 3.01	3.01		1	2/8/2017	106-46-7
1,4-Dioxane	< 2.0	2.0	< 7.20	7.20		1	2/8/2017	123-91-1
2,2,4-Trimethylpentane	< 0.5	0.5	< 2.33	2.33		1	2/8/2017	540-84-1
2-Butanone (MEK)	< 5.0	5.0	< 14.8	14.8		1	2/8/2017	78-93-3
2-Hexanone	< 5.0	5.0	< 20.5	20.5		1	2/8/2017	591-78-6
2-Propanol (IPA)	< 5.0	5.0	< 12.3	12.3		1	2/8/2017	67-63-0
4-Ethyltoluene	< 1.0	1.0	< 4.92	4.92		1	2/8/2017	622-96-8
4-Methyl-2-pentanone (MIK)	< 5.0	5.0	< 20.5	20.5		1	2/8/2017	108-10-1
Acetone	< 5.0	5.0	< 11.9	11.9		1	2/8/2017	67-64-1
Allyl chloride	< 1.0	1.0	< 3.13	3.13		1	2/8/2017	107-05-1
Benzene	< 0.5	0.5	< 1.60	1.60		1	2/8/2017	71-43-2
Benzyl chloride	< 2.0	2.0	< 10.4	10.4		1	2/8/2017	100-44-7
Bromodichloromethane	< 0.5	0.5	< 3.35	3.35		1	2/8/2017	75-27-4
Bromoethene(Vinyl Bromide)	< 0.5	0.5	< 2.19	2.19		1	2/8/2017	593-60-2
Bromoform	< 0.5	0.5	< 5.17	5.17		1	2/8/2017	75-25-2
Bromomethane	< 0.5	0.5	< 1.94	1.94		1	2/8/2017	74-83-9
Butyl benzene	< 1.0	1.0	< 5.49	5.49		1	2/8/2017	104-51-8
Carbon disulfide	< 2.0	2.0	< 6.22	6.22		1	2/8/2017	75-15-0
Carbon tetrachloride	< 0.5	0.5	< 3.15	3.15		1	2/8/2017	56-23-5
Chlorobenzene	< 0.5	0.5	< 2.30	2.30		1	2/8/2017	108-90-7
Chloroethane	< 0.5	0.5	< 1.32	1.32		1	2/8/2017	75-00-3
Chloroform	< 0.5	0.5	< 2.44	2.44		1	2/8/2017	67-66-3
Chloromethane	< 1.0	1.0	< 2.07	2.07		1	2/8/2017	74-87-3
cis-1,2-Dichloroethene	< 0.5	0.5	< 1.98	1.98		1	2/8/2017	156-59-2
cis-1,3-Dichloropropene	< 0.5	0.5	< 2.27	2.27		1	2/8/2017	542-75-6
Cyclohexane	< 0.5	0.5	< 1.72	1.72		1	2/8/2017	110-82-7
Dibromochloromethane	< 0.5	0.5	< 4.26	4.26		1	2/8/2017	124-48-1
Dichlorodifluoromethane(F-12)	< 1.0	1.0	< 4.95	4.95		1	2/8/2017	75-71-8
Dichlorotetrafluoroethane(F-114)	< 0.5	0.5	< 3.50	3.50		1	2/8/2017	76-14-2
Ethanol	< 5.0	5.0	< 9.40	9.40		1	2/8/2017	64-17-5
Ethyl Acetate	< 0.5	0.5	< 1.80	1.80		1	2/8/2017	141-78-6
Ethylbenzene	< 0.5	0.5	< 2.17	2.17		1	2/8/2017	100-41-4

Airtech Environmental Laboratories (AEL) - AZ 0740

4620 E.Elwood St., Suite 13, Phoenix, AZ 85040 480-968-5888 Fax 480-966-1888

Client:	Tetra Tech	**Client Sample ID:**	Earl Ambient Air
Project:	Hwy 260 + Johnson Ln	**Project Number:**	--
Lab Order:	17A021	**Collection:**	1/23/2017
Lab ID:	17	**Matrix:**	Ambient Air

Analyses	ppbv Result	ppbv Limit	ug/M^3 Result	ug/M^3 Limit	Qual	DF	Date Analyzed	CAS#
VOLATILE ORGANICS IN AIR		**TO-15**					Analyst: JJ	
Heptane	< 0.5	0.5	< 2.05	2.05		1	2/8/2017	142-82-5
Hexachlorobutadiene	< 1.0	1.0	< 10.7	10.7		1	2/8/2017	87-68-3
Hexane	< 1.0	1.0	< 3.52	3.52		1	2/8/2017	110-54-3
Isopropylbenzene	< 1.0	1.0	< 4.92	4.92		1	2/8/2017	98-82-8
m&p-Xylene	< 1.0	1.0	< 4.34	4.34		1	2/8/2017	179601-23-1
Methyl tert-butyl ether	< 2.0	2.0	< 7.22	7.22		1	2/8/2017	1634-04-4
Methylcyclohexane	< 1.0	1.0	< 4.02	4.02		1	2/8/2017	108-87-2
Methylene chloride	< 2.0	2.0	< 6.94	6.94		1	2/8/2017	75-09-2
Naphthalene	< 5.0	5.0	< 26.2	26.2		1	2/8/2017	91-20-3
Nonane	< 1.0	1.0	< 5.24	5.24		1	2/8/2017	111-84-2
Octane	< 1.0	1.0	< 4.67	4.67		1	2/8/2017	111-65-9
o-Xylene	< 0.5	0.5	< 2.17	2.17		1	2/8/2017	95-47-6
Propene (Propylene)	< 1.0	1.0	< 1.72	1.72		1	2/8/2017	115-07-1
Propylbenzene	< 1.0	1.0	< 4.92	4.92		1	2/8/2017	103-65-1
Sec-Butyl benzene	< 1.0	1.0	< 5.49	5.49		1	2/8/2017	135-98-8
Styrene	< 0.5	0.5	< 2.13	2.13		1	2/8/2017	100-42-5
Tert-Butyl benzene	< 1.0	1.0	< 5.49	5.49		1	2/8/2017	98-06-6
Tetrachloroethene	< 1.0	1.0	< 6.78	6.78		1	2/8/2017	127-18-4
Tetrahydrofuran	< 2.0	2.0	< 5.90	5.90		1	2/8/2017	109-99-9
Toluene	< 0.5	0.5	< 1.89	1.89		1	2/8/2017	108-88-3
trans-1,2-Dichloroethene	< 0.5	0.5	< 1.98	1.98		1	2/8/2017	156-60-5
trans-1,3-Dichloropropene	< 0.5	0.5	< 2.27	2.27		1	2/8/2017	542-75-6
Trichloroethene	< 0.5	0.5	< 2.69	2.69		1	2/8/2017	79-01-6
Trichlorofluoromethane(F-11)	< 0.5	0.5	< 2.81	2.81		1	2/8/2017	75-69-4
Trichlorotrifluoroethane(F-113)	< 0.5	0.5	< 3.83	3.83		1	2/8/2017	76-13-1
Vinyl acetate	< 0.5	0.5	< 1.76	1.76		1	2/8/2017	108-05-4
Vinyl chloride	< 0.5	0.5	< 1.28	1.28		1	2/8/2017	75-01-4
Surr: 4-Bromofluorobenzene	96.6	70-130	%REC					

Tentatively Identified Compounds (TIC's)

Difluoroethane	< 10	10	ppbv		T4	1	2/8/2017

Airtech Environmental Laboratories (AEL) - AZ 0740

4620 E.Elwood St., Suite 13, Phoenix, AZ 85040 480-968-5888 Fax 480-966-1888

Client:	Tetra Tech	**Client Sample ID:**	Earl Dup
Project:	Hwy 260 + Johnson Ln	**Project Number:**	--
Lab Order:	17A021	**Collection:**	1/23/2017
Lab ID:	18	**Matrix:**	Soil Vapor

	ppbv		ug/M^3				Date	
Analyses	**Result**	**Limit**	**Result**	**Limit**	**Qual**	**DF**	**Analyzed**	**CAS#**
VOLATILE ORGANICS IN AIR		**TO-15**					Analyst: JJ	
1,1,1-Trichloroethane	< 1.0	1.0	< 5.46	5.46		2	2/8/2017	71-55-6
1,1,2,2-Tetrachloroethane	< 1.0	1.0	< 6.87	6.87		2	2/8/2017	79-34-5
1,1,2-Trichloroethane	< 1.0	1.0	< 5.46	5.46		2	2/8/2017	79-00-5
1,1-Dichloroethane	< 1.0	1.0	< 4.05	4.05		2	2/8/2017	75-34-3
1,1-Dichloroethene	< 1.0	1.0	< 3.97	3.97		2	2/8/2017	75-35-4
1,2,4-Trichlorobenzene	< 4.0	4.0	< 29.7	29.7		2	2/8/2017	120-82-1
1,2,4-Trimethylbenzene	< 1.0	1.0	< 4.92	4.92		2	2/8/2017	95-63-6
1,2-Dibromoethane	< 1.0	1.0	< 7.68	7.68		2	2/8/2017	106-93-4
1,2-Dichlorobenzene	< 1.0	1.0	< 6.01	6.01		2	2/8/2017	95-50-1
1,2-Dichloroethane	< 1.0	1.0	< 4.05	4.05		2	2/8/2017	107-06-2
1,2-Dichloropropane	< 1.0	1.0	< 4.62	4.62		2	2/8/2017	78-87-5
1,3,5-Trimethylbenzene	< 1.0	1.0	< 4.92	4.92		2	2/8/2017	108-67-8
1,3-Butadiene	< 1.0	1.0	< 2.21	2.21		2	2/8/2017	106-99-0
1,3-Dichlorobenzene	< 1.0	1.0	< 6.01	6.01		2	2/8/2017	541-73-1
1,4-Dichlorobenzene	< 1.0	1.0	< 6.01	6.01		2	2/8/2017	106-46-7
1,4-Dioxane	< 4.0	4.0	< 14.4	14.4		2	2/8/2017	123-91-1
2,2,4-Trimethylpentane	< 1.0	1.0	< 4.66	4.66		2	2/8/2017	540-84-1
2-Butanone (MEK)	< 10	10	< 29.5	29.5		2	2/8/2017	78-93-3
2-Hexanone	< 10	10	< 41.0	41.0		2	2/8/2017	591-78-6
2-Propanol (IPA)	< 10	10	< 24.5	24.5		2	2/8/2017	67-63-0
4-Ethyltoluene	< 2.0	2.0	< 9.84	9.84		2	2/8/2017	622-96-8
4-Methyl-2-pentanone (MIK)	< 10	10	< 41.0	41.0		2	2/8/2017	108-10-1
Acetone	**24**	**10**	**57.2**	**23.8**		2	2/8/2017	67-64-1
Allyl chloride	< 2.0	2.0	< 6.26	6.26		2	2/8/2017	107-05-1
Benzene	**1.1**	**1.0**	**3.64**	**3.19**		2	2/8/2017	71-43-2
Benzyl chloride	< 4.0	4.0	< 20.7	20.7		2	2/8/2017	100-44-7
Bromodichloromethane	< 1.0	1.0	< 6.70	6.70		2	2/8/2017	75-27-4
Bromoethene(Vinyl Bromide)	< 1.0	1.0	< 4.37	4.37		2	2/8/2017	593-60-2
Bromoform	< 1.0	1.0	< 10.3	10.3		2	2/8/2017	75-25-2
Bromomethane	< 1.0	1.0	< 3.88	3.88		2	2/8/2017	74-83-9
Butyl benzene	< 2.0	2.0	< 11.0	11.0		2	2/8/2017	104-51-8
Carbon disulfide	< 4.0	4.0	< 12.4	12.4		2	2/8/2017	75-15-0
Carbon tetrachloride	< 1.0	1.0	< 6.29	6.29		2	2/8/2017	56-23-5
Chlorobenzene	< 1.0	1.0	< 4.60	4.60		2	2/8/2017	108-90-7
Chloroethane	< 1.0	1.0	< 2.64	2.64		2	2/8/2017	75-00-3
Chloroform	< 1.0	1.0	< 4.88	4.88		2	2/8/2017	67-66-3
Chloromethane	< 2.0	2.0	< 4.14	4.14		2	2/8/2017	74-87-3
cis-1,2-Dichloroethene	< 1.0	1.0	< 3.96	3.96		2	2/8/2017	156-59-2
cis-1,3-Dichloropropene	< 1.0	1.0	< 4.54	4.54		2	2/8/2017	542-75-6
Cyclohexane	< 1.0	1.0	< 3.44	3.44		2	2/8/2017	110-82-7
Dibromochloromethane	< 1.0	1.0	< 8.52	8.52		2	2/8/2017	124-48-1
Dichlorodifluoromethane(F-12)	< 2.0	2.0	< 9.90	9.90		2	2/8/2017	75-71-8
Dichlorotetrafluoroethane(F-114)	< 1.0	1.0	< 6.99	6.99		2	2/8/2017	76-14-2
Ethanol	< 10	10	< 18.8	18.8		2	2/8/2017	64-17-5
Ethyl Acetate	< 1.0	1.0	< 3.60	3.60		2	2/8/2017	141-78-6
Ethylbenzene	< 1.0	1.0	< 4.34	4.34		2	2/8/2017	100-41-4

Airtech Environmental Laboratories (AEL) - AZ 0740

4620 E.Elwood St., Suite 13, Phoenix, AZ 85040 480-968-5888 Fax 480-966-1888

Client:	Tetra Tech	**Client Sample ID:**	Earl Dup
Project:	Hwy 260 + Johnson Ln	**Project Number:**	--
Lab Order:	17A021	**Collection:**	1/23/2017
Lab ID:	18	**Matrix:**	Soil Vapor

Analyses	ppbv Result	ppbv Limit	ug/M^3 Result	ug/M^3 Limit	Qual	DF	Date Analyzed	CAS#
VOLATILE ORGANICS IN AIR		**TO-15**					Analyst: JJ	
Heptane	< 1.0	1.0	< 4.10	4.10		2	2/8/2017	142-82-5
Hexachlorobutadiene	< 2.0	2.0	< 21.3	21.3		2	2/8/2017	87-68-3
Hexane	< 2.0	2.0	< 7.04	7.04		2	2/8/2017	110-54-3
Isopropylbenzene	< 2.0	2.0	< 9.84	9.84		2	2/8/2017	98-82-8
m&p-Xylene	< 2.0	2.0	< 8.68	8.68		2	2/8/2017	179601-23-1
Methyl tert-butyl ether	< 4.0	4.0	< 14.4	14.4		2	2/8/2017	1634-04-4
Methylcyclohexane	< 2.0	2.0	< 8.04	8.04		2	2/8/2017	108-87-2
Methylene chloride	< 4.0	4.0	< 13.9	13.9		2	2/8/2017	75-09-2
Naphthalene	< 10	10	< 52.4	52.4		2	2/8/2017	91-20-3
Nonane	< 2.0	2.0	< 10.5	10.5		2	2/8/2017	111-84-2
Octane	**6.2**	**2.0**	**28.9**	**9.34**		2	2/8/2017	111-65-9
o-Xylene	< 1.0	1.0	< 4.34	4.34		2	2/8/2017	95-47-6
Propene (Propylene)	< 2.0	2.0	< 3.44	3.44		2	2/8/2017	115-07-1
Propylbenzene	< 2.0	2.0	< 9.84	9.84		2	2/8/2017	103-65-1
Sec-Butyl benzene	< 2.0	2.0	< 11.0	11.0		2	2/8/2017	135-98-8
Styrene	< 1.0	1.0	< 4.26	4.26		2	2/8/2017	100-42-5
Tert-Butyl benzene	< 2.0	2.0	< 11.0	11.0		2	2/8/2017	98-06-6
Tetrachloroethene	**351**	**20**	**2,378**	**136**		20	2/9/2017	127-18-4
Tetrahydrofuran	< 4.0	4.0	< 11.8	11.8		2	2/8/2017	109-99-9
Toluene	< 1.0	1.0	< 3.77	3.77		2	2/8/2017	108-88-3
trans-1,2-Dichloroethene	< 1.0	1.0	< 3.96	3.96		2	2/8/2017	156-60-5
trans-1,3-Dichloropropene	< 1.0	1.0	< 4.54	4.54		2	2/8/2017	542-75-6
Trichloroethene	< 1.0	1.0	< 5.37	5.37		2	2/8/2017	79-01-6
Trichlorofluoromethane(F-11)	< 1.0	1.0	< 5.62	5.62		2	2/8/2017	75-69-4
Trichlorotrifluoroethane(F-113)	< 1.0	1.0	< 7.66	7.66		2	2/8/2017	76-13-1
Vinyl acetate	< 1.0	1.0	< 3.52	3.52		2	2/8/2017	108-05-4
Vinyl chloride	< 1.0	1.0	< 2.56	2.56		2	2/8/2017	75-01-4
Surr: 4-Bromofluorobenzene	94.1	70-130	%REC					

Tentatively Identified Compounds (TIC's)

Difluoroethane	< 20	20	ppbv		T4	2	2/8/2017

Airtech Environmental Laboratories (AEL) - AZ 0740

4620 E.Elwood St., Suite 13, Phoenix, AZ 85040 480-968-5888 Fax 480-966-1888

Client:	Tetra Tech	**Client Sample ID:**	N/A
Project:	Hwy 260 + Johnson Ln	**Project Number:**	--
Lab Order:	17A021	**Collection:**	N/A
Lab ID:	Blank	**Matrix:**	Nitrogen

Method QC Data

Batch: MS010208 Analyst: JJ

Analyses	ppbv Result	ppbv Limit	ug/M^3 Result	ug/M^3 Limit	Qual	DF	Date Analyzed	CAS#
VOLATILE ORGANICS IN AIR		**TO-15**					Analyst: JJ	
1,1,1-Trichloroethane	< 0.5	0.5	< 2.73	2.73		1	2/8/2017	71-55-6
1,1,2,2-Tetrachloroethane	< 0.5	0.5	< 3.44	3.44		1	2/8/2017	79-34-5
1,1,2-Trichloroethane	< 0.5	0.5	< 2.73	2.73		1	2/8/2017	79-00-5
1,1-Dichloroethane	< 0.5	0.5	< 2.03	2.03		1	2/8/2017	75-34-3
1,1-Dichloroethene	< 0.5	0.5	< 1.99	1.99		1	2/8/2017	75-35-4
1,2,4-Trichlorobenzene	< 2.0	2.0	< 14.8	14.8		1	2/8/2017	120-82-1
1,2,4-Trimethylbenzene	< 0.5	0.5	< 2.46	2.46		1	2/8/2017	95-63-6
1,2-Dibromoethane	< 0.5	0.5	< 3.84	3.84		1	2/8/2017	106-93-4
1,2-Dichlorobenzene	< 0.5	0.5	< 3.01	3.01		1	2/8/2017	95-50-1
1,2-Dichloroethane	< 0.5	0.5	< 2.03	2.03		1	2/8/2017	107-06-2
1,2-Dichloropropane	< 0.5	0.5	< 2.31	2.31		1	2/8/2017	78-87-5
1,3,5-Trimethylbenzene	< 0.5	0.5	< 2.46	2.46		1	2/8/2017	108-67-8
1,3-Butadiene	< 0.5	0.5	< 1.11	1.11		1	2/8/2017	106-99-0
1,3-Dichlorobenzene	< 0.5	0.5	< 3.01	3.01		1	2/8/2017	541-73-1
1,4-Dichlorobenzene	< 0.5	0.5	< 3.01	3.01		1	2/8/2017	106-46-7
1,4-Dioxane	< 2.0	2.0	< 7.20	7.20		1	2/8/2017	123-91-1
2,2,4-Trimethylpentane	< 0.5	0.5	< 2.33	2.33		1	2/8/2017	540-84-1
2-Butanone (MEK)	< 5.0	5.0	< 14.8	14.8		1	2/8/2017	78-93-3
2-Hexanone	< 5.0	5.0	< 20.5	20.5		1	2/8/2017	591-78-6
2-Propanol (IPA)	< 5.0	5.0	< 12.3	12.3		1	2/8/2017	67-63-0
4-Ethyltoluene	< 1.0	1.0	< 4.92	4.92		1	2/8/2017	622-96-8
4-Methyl-2-pentanone (MIK)	< 5.0	5.0	< 20.5	20.5		1	2/8/2017	108-10-1
Acetone	< 5.0	5.0	< 11.9	11.9		1	2/8/2017	67-64-1
Allyl chloride	< 1.0	1.0	< 3.13	3.13		1	2/8/2017	107-05-1
Benzene	< 0.5	0.5	< 1.60	1.60		1	2/8/2017	71-43-2
Benzyl chloride	< 2.0	2.0	< 10.4	10.4		1	2/8/2017	100-44-7
Bromodichloromethane	< 0.5	0.5	< 3.35	3.35		1	2/8/2017	75-27-4
Bromoethene(Vinyl Bromide)	< 0.5	0.5	< 2.19	2.19		1	2/8/2017	593-60-2
Bromoform	< 0.5	0.5	< 5.17	5.17		1	2/8/2017	75-25-2
Bromomethane	< 0.5	0.5	< 1.94	1.94		1	2/8/2017	74-83-9
Butyl benzene	< 1.0	1.0	< 5.49	5.49		1	2/8/2017	104-51-8
Carbon disulfide	< 2.0	2.0	< 6.22	6.22		1	2/8/2017	75-15-0
Carbon tetrachloride	< 0.5	0.5	< 3.15	3.15		1	2/8/2017	56-23-5
Chlorobenzene	< 0.5	0.5	< 2.30	2.30		1	2/8/2017	108-90-7
Chloroethane	< 0.5	0.5	< 1.32	1.32		1	2/8/2017	75-00-3
Chloroform	< 0.5	0.5	< 2.44	2.44		1	2/8/2017	67-66-3
Chloromethane	< 1.0	1.0	< 2.07	2.07		1	2/8/2017	74-87-3
cis-1,2-Dichloroethene	< 0.5	0.5	< 1.98	1.98		1	2/8/2017	156-59-2
cis-1,3-Dichloropropene	< 0.5	0.5	< 2.27	2.27		1	2/8/2017	542-75-6
Cyclohexane	< 0.5	0.5	< 1.72	1.72		1	2/8/2017	110-82-7
Dibromochloromethane	< 0.5	0.5	< 4.26	4.26		1	2/8/2017	124-48-1
Dichlorodifluoromethane(F-12)	< 1.0	1.0	< 4.95	4.95		1	2/8/2017	75-71-8
Dichlorotetrafluoroethane(F-114)	< 0.5	0.5	< 3.50	3.50		1	2/8/2017	76-14-2
Ethanol	< 5.0	5.0	< 9.40	9.40		1	2/8/2017	64-17-5
Ethyl Acetate	< 0.5	0.5	< 1.80	1.80		1	2/8/2017	141-78-6
Ethylbenzene	< 0.5	0.5	< 2.17	2.17		1	2/8/2017	100-41-4

Airtech Environmental Laboratories (AEL) - AZ 0740

4620 E.Elwood St., Suite 13, Phoenix, AZ 85040 480-968-5888 Fax 480-966-1888

Client:	Tetra Tech	**Client Sample ID:**	N/A
Project:	Hwy 260 + Johnson Ln	**Project Number:**	--
Lab Order:	17A021	**Collection:**	N/A
Lab ID:	Blank	**Matrix:**	Nitrogen

Method QC Data

Batch: MS010208 Analyst: JJ

Analyses	ppbv Result	ppbv Limit	ug/M^3 Result	ug/M^3 Limit	Qual	DF	Date Analyzed	
VOLATILE ORGANICS IN AIR		**TO-15**					Analyst: JJ	
Heptane	< 0.5	0.5	< 2.05	2.05		1	2/8/2017	142-82-5
Hexachlorobutadiene	< 1.0	1.0	< 10.7	10.7		1	2/8/2017	87-68-3
Hexane	< 1.0	1.0	< 3.52	3.52		1	2/8/2017	110-54-3
Isopropylbenzene	< 1.0	1.0	< 4.92	4.92		1	2/8/2017	98-82-8
m&p-Xylene	< 1.0	1.0	< 4.34	4.34		1	2/8/2017	179601-23-1
Methyl tert-butyl ether	< 2.0	2.0	< 7.22	7.22		1	2/8/2017	1634-04-4
Methylcyclohexane	< 1.0	1.0	< 4.02	4.02		1	2/8/2017	108-87-2
Methylene chloride	< 2.0	2.0	< 6.94	6.94		1	2/8/2017	75-09-2
Naphthalene	< 5.0	5.0	< 26.2	26.2		1	2/8/2017	91-20-3
Nonane	< 1.0	1.0	< 5.24	5.24		1	2/8/2017	111-84-2
Octane	< 1.0	1.0	< 4.67	4.67		1	2/8/2017	111-65-9
o-Xylene	< 0.5	0.5	< 2.17	2.17		1	2/8/2017	95-47-6
Propene (Propylene)	< 1.0	1.0	< 1.72	1.72		1	2/8/2017	115-07-1
Propylbenzene	< 1.0	1.0	< 4.92	4.92		1	2/8/2017	103-65-1
Sec-Butyl benzene	< 1.0	1.0	< 5.49	5.49		1	2/8/2017	135-98-8
Styrene	< 0.5	0.5	< 2.13	2.13		1	2/8/2017	100-42-5
Tert-Butyl benzene	< 1.0	1.0	< 5.49	5.49		1	2/8/2017	98-06-6
Tetrachloroethene	< 1.0	1.0	< 6.78	6.78		1	2/8/2017	127-18-4
Tetrahydrofuran	< 2.0	2.0	< 5.90	5.90		1	2/8/2017	109-99-9
Toluene	< 0.5	0.5	< 1.89	1.89		1	2/8/2017	108-88-3
trans-1,2-Dichloroethene	< 0.5	0.5	< 1.98	1.98		1	2/8/2017	156-60-5
trans-1,3-Dichloropropene	< 0.5	0.5	< 2.27	2.27		1	2/8/2017	542-75-6
Trichloroethene	< 0.5	0.5	< 2.69	2.69		1	2/8/2017	79-01-6
Trichlorofluoromethane(F-11)	< 0.5	0.5	< 2.81	2.81		1	2/8/2017	75-69-4
Trichlorotrifluoroethane(F-113)	< 0.5	0.5	< 3.83	3.83		1	2/8/2017	76-13-1
Vinyl acetate	< 0.5	0.5	< 1.76	1.76		1	2/8/2017	108-05-4
Vinyl chloride	< 0.5	0.5	< 1.28	1.28		1	2/8/2017	75-01-4
Surr: 4-Bromofluorobenzene	94.1	70-130	%REC					

Airtech Environmental Laboratories (AEL) - AZ 0740

4620 E.Elwood St., Suite 13, Phoenix, AZ 85040 480-968-5888 Fax 480-966-1888

Client:	Tetra Tech	**Client Sample ID:**	N/A
Project:	Hwy 260 + Johnson Ln	**Project Number:**	--
Lab Order:	17A021	**Collection:**	N/A
Lab ID:	LCS/LCSD	**Matrix:**	Nitrogen

Method QC Data

Date Analyzed: 2/8/2017 Batch: MS010208 Analyst: JJ

Analyses	LCS Result	LCS %REC	LCSD Result	LCSD %REC	T.V.	%RPD	Unit	Qualifier LCS	Qualifier LCSD	Qualifier RPD
VOLATILE ORGANICS IN AIR	**TO-15**							70-130%		<25%
Propene (Propylene)	10.4	104	9.8	98.2	10.0	5.7	ppbv			
Dichlorodifluoromethane(F-12)	10.1	101	10.2	102	10.0	0.8	ppbv			
Chloromethane	9.3	92.8	9.7	97.1	10.0	4.5	ppbv			
Dichlorotetrafluoroethane(F-114)	9.8	97.9	9.7	97.3	10.0	0.6	ppbv			
Vinyl Chloride	9.8	97.7	10.1	101	10.0	3.1	ppbv			
1,3-Butadiene	9.1	91.1	9.0	89.5	10.0	1.8	ppbv			
Bromomethane	9.6	96.0	9.3	93.3	10.0	2.9	ppbv			
Chloroethane	11.2	112	10.4	104	10.0	7.5	ppbv			
Ethanol	9.2	91.8	8.4	83.5	10.0	9.5	ppbv			
Bromoethene(Vinyl Bromide)	10.1	101	9.8	97.6	10.0	3.5	ppbv			
Trichlorofluoromethane (F-11)	9.8	97.7	9.5	94.5	10.0	3.3	ppbv			
Acetone	9.7	96.9	10.5	105	10.0	8.2	ppbv			
Isopropyl Alcohol (2-Propanol)	10.7	107	9.9	98.9	10.0	7.5	ppbv			
1,1-Dichloroethene	9.7	97.4	9.7	97.2	10.0	0.2	ppbv			
Trichlorotrifluoroethane (F-113)	9.8	97.8	9.4	93.7	10.0	4.3	ppbv			
Methylene Chloride	9.2	91.5	8.9	89.4	10.0	2.3	ppbv			
Allyl Chloride	9.7	97.4	10.2	102	10.0	4.9	ppbv			
Carbon disulfide	10.1	101	9.8	97.7	10.0	3.5	ppbv			
trans-1,2-Dichloroethene	10.1	101	10.1	101	10.0	0.3	ppbv			
Methyl tert-butyl ether	10.4	104	10.2	102	10.0	1.7	ppbv			
1,1-Dichloroethane	9.7	96.9	9.7	96.6	10.0	0.3	ppbv			
Vinyl acetate	10.0	100	9.6	96.1	10.0	4.1	ppbv			
2-Butanone (MEK)	10.3	103	9.8	97.9	10.0	4.9	ppbv			
Hexane	12.0	120	11.9	119	10.0	0.5	ppbv			
cis-1,2-Dichloroethene	9.8	98.2	9.8	97.8	10.0	0.4	ppbv			
Ethyl Acetate	10.9	109	9.9	98.9	10.0	9.3	ppbv			
Chloroform	9.6	95.8	9.4	93.5	10.0	2.4	ppbv			
Tetrahydrofuran	9.6	96.1	8.5	84.6	10.0	12.7	ppbv			
1,1,1-Trichloroethane	9.9	98.6	9.8	97.7	10.0	0.9	ppbv			
1,2-Dichloroethane	9.8	98.0	9.6	95.9	10.0	2.2	ppbv			
Benzene	10.1	101	9.8	98.1	10.0	2.7	ppbv			
Carbon tetrachloride	10.0	100	9.7	97.1	10.0	2.5	ppbv			
Cyclohexane	10.3	103	9.8	97.8	10.0	5.0	ppbv			
2,2,4-Trimethylpentane	9.9	98.5	9.6	96.0	10.0	2.6	ppbv			
Heptane	9.2	91.9	9.1	90.9	10.0	1.1	ppbv			
1,2-Dichloropropane	8.7	87.4	8.8	87.9	10.0	0.6	ppbv			
Trichloroethene	9.5	95.4	9.4	94.2	10.0	1.3	ppbv			
Bromodichloromethane	9.8	98.1	9.7	96.8	10.0	1.3	ppbv			
1,4-Dioxane	9.9	99.2	7.9	78.8	10.0	22.9	ppbv			
Methylcyclohexane	10.1	101	9.8	98.4	10.0	2.6	ppbv			
cis-1,3-Dichloropropene	10.4	104	10.0	100	10.0	3.6	ppbv			
4-methyl-2-pentanone	11.2	112	9.6	96.1	10.0	15.4	ppbv			
trans-1,3-Dichloropropene	11.1	111	11.0	110	10.0	1.3	ppbv			
Toluene	10.1	101	9.8	97.9	10.0	2.6	ppbv			

Airtech Environmental Laboratories (AEL) - AZ 0740

4620 E.Elwood St., Suite 13, Phoenix, AZ 85040 480-968-5888 Fax 480-966-1888

Client:	Tetra Tech	**Client Sample ID:**	N/A
Project:	Hwy 260 + Johnson Ln	**Project Number:**	--
Lab Order:	17A021	**Collection:**	N/A
Lab ID:	LCS/LCSD	**Matrix:**	Nitrogen

Method QC Data

Date Analyzed: 2/8/2017 Batch: MS010208 Analyst: JJ

Analyses	LCS Result	LCS %REC	LCSD Result	LCSD %REC	T.V.	%RPD	Unit	Qualifier LCS	Qualifier LCSD	Qualifier RPD
VOLATILE ORGANICS IN AIR	**TO-15**							70-130%		<25%
1,1,2-Trichloroethane	10.0	99.7	9.5	94.7	10.0	5.1	ppbv			
2-Hexanone	11.6	116	10.0	99.7	10.0	14.9	ppbv			
n-Octane	9.8	98.3	9.5	95.1	10.0	3.3	ppbv			
Dibromochloromethane	10.2	102	9.7	97.4	10.0	4.2	ppbv			
1,2-Dibromoethane	10.1	101	9.7	97.3	10.0	3.8	ppbv			
Tetrachloroethene	9.5	95.0	9.1	91.2	10.0	4.1	ppbv			
Chlorobenzene	9.7	96.5	9.2	91.9	10.0	4.9	ppbv			
Ethylbenzene	10.5	105	10.0	100	10.0	4.8	ppbv			
m&p-Xylene	20.5	103	19.9	99.3	20.0	3.4	ppbv			
Bromoform	10.1	101	9.6	95.8	10.0	5.1	ppbv			
Styrene	9.9	99.0	9.6	96.0	10.0	3.1	ppbv			
Nonane	9.7	97.3	9.4	93.9	10.0	3.6	ppbv			
o-Xylene	9.2	92.3	9.0	89.7	10.0	2.9	ppbv			
1,1,2,2-Tetrachloroethane	9.7	96.6	9.5	95.0	10.0	1.7	ppbv			
Isopropylbenzene	10.6	106	10.3	103	10.0	3.6	ppbv			
n-Propylbenzene	10.8	108	10.5	105	10.0	2.8	ppbv			
4-Ethyltoluene	10.9	109	10.5	105	10.0	3.6	ppbv			
1,3,5-Trimethylbenzene	10.2	102	9.9	99.3	10.0	2.8	ppbv			
Tert-Butyl Benzene	9.8	97.6	9.4	94.1	10.0	3.7	ppbv			
1,2,4-Trimethylbenzene	10.0	100	9.7	96.6	10.0	3.6	ppbv			
Sec-Butyl Benzene	10.1	101	9.8	98.4	10.0	2.5	ppbv			
1,3-Dichlorobenzene	9.4	94.3	8.9	88.5	10.0	6.3	ppbv			
Benzyl chloride	11.8	118	11.4	114	10.0	3.4	ppbv			
1,4-Dichlorobenzene	9.7	96.6	9.2	91.6	10.0	5.3	ppbv			
1,2-Dichlorobenzene	10.0	100	9.5	94.6	10.0	5.4	ppbv			
n-Butyl Benzene	10.8	108	10.4	104	10.0	4.5	ppbv			
1,2,4-Trichlorobenzene	10.2	102	9.7	96.5	10.0	5.2	ppbv			
Naphthalene	10.3	103	9.6	96.0	10.0	6.6	ppbv			
Hexachlorobutadiene	10.6	106	9.7	97.4	10.0	8.2	ppbv			
Surr: 4-Bromofluorobenzene	10.2	102	9.9	99.2			%REC			
		70-130%		70-130%						

Airtech Environmental Laboratories (AEL) - AZ 0740

4620 E.Elwood St., Suite 13, Phoenix, AZ 85040 480-968-5888 Fax 480-966-1888

Client:	Tetra Tech	**Client Sample ID:**	N/A
Project:	Hwy 260 + Johnson Ln	**Project Number:**	--
Lab Order:	17A021	**Collection:**	N/A
Lab ID:	Blank	**Matrix:**	Nitrogen

Method QC Data

Batch: MS010209 Analyst: JJ

Analyses	ppbv Result	ppbv Limit	ug/M^3 Result	ug/M^3 Limit	Qual	DF	Date Analyzed	CAS#
VOLATILE ORGANICS IN AIR		**TO-15**					Analyst: JJ	
1,1,1-Trichloroethane	< 0.5	0.5	< 2.73	2.73		1	2/9/2017	71-55-6
1,1,2,2-Tetrachloroethane	< 0.5	0.5	< 3.44	3.44		1	2/9/2017	79-34-5
1,1,2-Trichloroethane	< 0.5	0.5	< 2.73	2.73		1	2/9/2017	79-00-5
1,1-Dichloroethane	< 0.5	0.5	< 2.03	2.03		1	2/9/2017	75-34-3
1,1-Dichloroethene	< 0.5	0.5	< 1.99	1.99		1	2/9/2017	75-35-4
1,2,4-Trichlorobenzene	< 2.0	2.0	< 14.8	14.8		1	2/9/2017	120-82-1
1,2,4-Trimethylbenzene	< 0.5	0.5	< 2.46	2.46		1	2/9/2017	95-63-6
1,2-Dibromoethane	< 0.5	0.5	< 3.84	3.84		1	2/9/2017	106-93-4
1,2-Dichlorobenzene	< 0.5	0.5	< 3.01	3.01		1	2/9/2017	95-50-1
1,2-Dichloroethane	< 0.5	0.5	< 2.03	2.03		1	2/9/2017	107-06-2
1,2-Dichloropropane	< 0.5	0.5	< 2.31	2.31		1	2/9/2017	78-87-5
1,3,5-Trimethylbenzene	< 0.5	0.5	< 2.46	2.46		1	2/9/2017	108-67-8
1,3-Butadiene	< 0.5	0.5	< 1.11	1.11		1	2/9/2017	106-99-0
1,3-Dichlorobenzene	< 0.5	0.5	< 3.01	3.01		1	2/9/2017	541-73-1
1,4-Dichlorobenzene	< 0.5	0.5	< 3.01	3.01		1	2/9/2017	106-46-7
1,4-Dioxane	< 2.0	2.0	< 7.20	7.20		1	2/9/2017	123-91-1
2,2,4-Trimethylpentane	< 0.5	0.5	< 2.33	2.33		1	2/9/2017	540-84-1
2-Butanone (MEK)	< 5.0	5.0	< 14.8	14.8		1	2/9/2017	78-93-3
2-Hexanone	< 5.0	5.0	< 20.5	20.5		1	2/9/2017	591-78-6
2-Propanol (IPA)	< 5.0	5.0	< 12.3	12.3		1	2/9/2017	67-63-0
4-Ethyltoluene	< 1.0	1.0	< 4.92	4.92		1	2/9/2017	622-96-8
4-Methyl-2-pentanone (MIK)	< 5.0	5.0	< 20.5	20.5		1	2/9/2017	108-10-1
Acetone	< 5.0	5.0	< 11.9	11.9		1	2/9/2017	67-64-1
Allyl chloride	< 1.0	1.0	< 3.13	3.13		1	2/9/2017	107-05-1
Benzene	< 0.5	0.5	< 1.60	1.60		1	2/9/2017	71-43-2
Benzyl chloride	< 2.0	2.0	< 10.4	10.4		1	2/9/2017	100-44-7
Bromodichloromethane	< 0.5	0.5	< 3.35	3.35		1	2/9/2017	75-27-4
Bromoethene(Vinyl Bromide)	< 0.5	0.5	< 2.19	2.19		1	2/9/2017	593-60-2
Bromoform	< 0.5	0.5	< 5.17	5.17		1	2/9/2017	75-25-2
Bromomethane	< 0.5	0.5	< 1.94	1.94		1	2/9/2017	74-83-9
Butyl benzene	< 1.0	1.0	< 5.49	5.49		1	2/9/2017	104-51-8
Carbon disulfide	< 2.0	2.0	< 6.22	6.22		1	2/9/2017	75-15-0
Carbon tetrachloride	< 0.5	0.5	< 3.15	3.15		1	2/9/2017	56-23-5
Chlorobenzene	< 0.5	0.5	< 2.30	2.30		1	2/9/2017	108-90-7
Chloroethane	< 0.5	0.5	< 1.32	1.32		1	2/9/2017	75-00-3
Chloroform	< 0.5	0.5	< 2.44	2.44		1	2/9/2017	67-66-3
Chloromethane	< 1.0	1.0	< 2.07	2.07		1	2/9/2017	74-87-3
cis-1,2-Dichloroethene	< 0.5	0.5	< 1.98	1.98		1	2/9/2017	156-59-2
cis-1,3-Dichloropropene	< 0.5	0.5	< 2.27	2.27		1	2/9/2017	542-75-6
Cyclohexane	< 0.5	0.5	< 1.72	1.72		1	2/9/2017	110-82-7
Dibromochloromethane	< 0.5	0.5	< 4.26	4.26		1	2/9/2017	124-48-1
Dichlorodifluoromethane(F-12)	< 1.0	1.0	< 4.95	4.95		1	2/9/2017	75-71-8
Dichlorotetrafluoroethane(F-114)	< 0.5	0.5	< 3.50	3.50		1	2/9/2017	76-14-2
Ethanol	< 5.0	5.0	< 9.40	9.40		1	2/9/2017	64-17-5
Ethyl Acetate	< 0.5	0.5	< 1.80	1.80		1	2/9/2017	141-78-6
Ethylbenzene	< 0.5	0.5	< 2.17	2.17		1	2/9/2017	100-41-4

Airtech Environmental Laboratories (AEL) - AZ 0740

4620 E.Elwood St., Suite 13, Phoenix, AZ 85040 480-968-5888 Fax 480-966-1888

Client:	Tetra Tech	**Client Sample ID:**	N/A
Project:	Hwy 260 + Johnson Ln	**Project Number:**	--
Lab Order:	17A021	**Collection:**	N/A
Lab ID:	Blank	**Matrix:**	Nitrogen

Method QC Data

Batch: MS010209 Analyst: JJ

Analyses	ppbv Result	ppbv Limit	ug/M^3 Result	ug/M^3 Limit	Qual	DF	Date Analyzed	
VOLATILE ORGANICS IN AIR		**TO-15**					Analyst: JJ	
Heptane	< 0.5	0.5	< 2.05	2.05		1	2/9/2017	142-82-5
Hexachlorobutadiene	< 1.0	1.0	< 10.7	10.7		1	2/9/2017	87-68-3
Hexane	< 1.0	1.0	< 3.52	3.52		1	2/9/2017	110-54-3
Isopropylbenzene	< 1.0	1.0	< 4.92	4.92		1	2/9/2017	98-82-8
m&p-Xylene	< 1.0	1.0	< 4.34	4.34		1	2/9/2017	179601-23-1
Methyl tert-butyl ether	< 2.0	2.0	< 7.22	7.22		1	2/9/2017	1634-04-4
Methylcyclohexane	< 1.0	1.0	< 4.02	4.02		1	2/9/2017	108-87-2
Methylene chloride	< 2.0	2.0	< 6.94	6.94		1	2/9/2017	75-09-2
Naphthalene	< 5.0	5.0	< 26.2	26.2		1	2/9/2017	91-20-3
Nonane	< 1.0	1.0	< 5.24	5.24		1	2/9/2017	111-84-2
Octane	< 1.0	1.0	< 4.67	4.67		1	2/9/2017	111-65-9
o-Xylene	< 0.5	0.5	< 2.17	2.17		1	2/9/2017	95-47-6
Propene (Propylene)	< 1.0	1.0	< 1.72	1.72		1	2/9/2017	115-07-1
Propylbenzene	< 1.0	1.0	< 4.92	4.92		1	2/9/2017	103-65-1
Sec-Butyl benzene	< 1.0	1.0	< 5.49	5.49		1	2/9/2017	135-98-8
Styrene	< 0.5	0.5	< 2.13	2.13		1	2/9/2017	100-42-5
Tert-Butyl benzene	< 1.0	1.0	< 5.49	5.49		1	2/9/2017	98-06-6
Tetrachloroethene	< 1.0	1.0	< 6.78	6.78		1	2/9/2017	127-18-4
Tetrahydrofuran	< 2.0	2.0	< 5.90	5.90		1	2/9/2017	109-99-9
Toluene	< 0.5	0.5	< 1.89	1.89		1	2/9/2017	108-88-3
trans-1,2-Dichloroethene	< 0.5	0.5	< 1.98	1.98		1	2/9/2017	156-60-5
trans-1,3-Dichloropropene	< 0.5	0.5	< 2.27	2.27		1	2/9/2017	542-75-6
Trichloroethene	< 0.5	0.5	< 2.69	2.69		1	2/9/2017	79-01-6
Trichlorofluoromethane(F-11)	< 0.5	0.5	< 2.81	2.81		1	2/9/2017	75-69-4
Trichlorotrifluoroethane(F-113)	< 0.5	0.5	< 3.83	3.83		1	2/9/2017	76-13-1
Vinyl acetate	< 0.5	0.5	< 1.76	1.76		1	2/9/2017	108-05-4
Vinyl chloride	< 0.5	0.5	< 1.28	1.28		1	2/9/2017	75-01-4
Surr: 4-Bromofluorobenzene	93.6	70-130	%REC					

Airtech Environmental Laboratories (AEL) - AZ 0740

4620 E.Elwood St., Suite 13, Phoenix, AZ 85040 480-968-5888 Fax 480-966-1888

Client:	Tetra Tech	**Client Sample ID:**	N/A
Project:	Hwy 260 + Johnson Ln	**Project Number:**	--
Lab Order:	17A021	**Collection:**	N/A
Lab ID:	LCS/LCSD	**Matrix:**	Nitrogen

Method QC Data

Date Analyzed: 2/9/2017 Batch: MS010209 Analyst: JJ

Analyses	LCS Result	LCS %REC	LCSD Result	LCSD %REC	T.V.	%RPD	Unit	Qualifier LCS	Qualifier LCSD	Qualifier RPD
VOLATILE ORGANICS IN AIR	**TO-15**							70-130%		<25%
Propene (Propylene)	10.1	101	9.0	90.0	10.0	11.0	ppbv			
Dichlorodifluoromethane(F-12)	10.6	106	10.1	101	10.0	4.5	ppbv			
Chloromethane	11.2	112	10.9	109	10.0	2.0	ppbv			
Dichlorotetrafluoroethane(F-114)	12.4	124	12.0	120	10.0	3.4	ppbv			
Vinyl Chloride	11.8	118	12.1	121	10.0	2.8	ppbv			
1,3-Butadiene	10.7	107	10.1	101	10.0	5.7	ppbv			
Bromomethane	8.6	86.4	8.4	83.9	10.0	2.9	ppbv			
Chloroethane	9.5	95.0	9.3	93.4	10.0	1.7	ppbv			
Ethanol	11.0	110	9.9	98.6	10.0	10.6	ppbv			
Bromoethene(Vinyl Bromide)	9.4	94.0	8.8	88.1	10.0	6.5	ppbv			
Trichlorofluoromethane (F-11)	10.6	106	10.2	102	10.0	4.1	ppbv			
Acetone	7.9	78.8	8.5	84.5	10.0	7.0	ppbv			
Isopropyl Alcohol (2-Propanol)	8.1	81.4	9.2	91.6	10.0	11.8	ppbv			
1,1-Dichloroethene	9.8	97.9	9.8	98.2	10.0	0.3	ppbv			
Trichlorotrifluoroethane (F-113)	9.8	98.0	9.4	93.9	10.0	4.3	ppbv			
Methylene Chloride	11.0	110	10.6	106	10.0	3.7	ppbv			
Allyl Chloride	9.5	94.9	8.5	85.3	10.0	10.7	ppbv			
Carbon disulfide	8.9	88.8	8.6	85.8	10.0	3.4	ppbv			
trans-1,2-Dichloroethene	9.0	89.5	9.1	90.6	10.0	1.2	ppbv			
Methyl tert-butyl ether	9.2	92.2	9.3	93.1	10.0	1.0	ppbv			
1,1-Dichloroethane	8.6	86.2	9.2	91.8	10.0	6.3	ppbv			
Vinyl acetate	10.8	108	9.7	97.1	10.0	10.4	ppbv			
2-Butanone (MEK)	8.6	85.5	8.2	82.4	10.0	3.7	ppbv			
Hexane	10.2	102	10.4	104	10.0	1.8	ppbv			
cis-1,2-Dichloroethene	8.7	87.0	8.6	85.8	10.0	1.4	ppbv			
Ethyl Acetate	11.6	116	11.0	110	10.0	5.7	ppbv			
Chloroform	9.6	95.8	9.2	91.8	10.0	4.3	ppbv			
Tetrahydrofuran	7.9	78.9	8.9	89.4	10.0	12.5	ppbv			
1,1,1-Trichloroethane	10.6	106	10.0	100	10.0	5.4	ppbv			
1,2-Dichloroethane	9.7	97.1	10.0	99.6	10.0	2.5	ppbv			
Benzene	9.1	90.9	8.6	85.8	10.0	5.8	ppbv			
Carbon tetrachloride	11.2	112	10.3	103	10.0	8.0	ppbv			
Cyclohexane	9.5	95.1	9.2	91.8	10.0	3.5	ppbv			
2,2,4-Trimethylpentane	10.0	100	9.3	92.6	10.0	8.1	ppbv			
Heptane	11.2	112	10.8	108	10.0	4.0	ppbv			
1,2-Dichloropropane	9.3	92.6	8.5	85.4	10.0	8.1	ppbv			
Trichloroethene	9.7	97.0	9.5	94.8	10.0	2.3	ppbv			
Bromodichloromethane	10.6	106	10.1	101	10.0	5.3	ppbv			
1,4-Dioxane	8.4	83.6	8.1	81.2	10.0	2.9	ppbv			
Methylcyclohexane	9.6	96.2	9.2	92.1	10.0	4.4	ppbv			
cis-1,3-Dichloropropene	10.3	103	9.5	94.8	10.0	8.7	ppbv			
4-methyl-2-pentanone	11.8	118	11.4	114	10.0	3.4	ppbv			
trans-1,3-Dichloropropene	11.1	111	10.7	107	10.0	3.7	ppbv			
Toluene	9.9	99.2	9.2	91.6	10.0	8.0	ppbv			

Airtech Environmental Laboratories (AEL) - AZ 0740

4620 E.Elwood St., Suite 13, Phoenix, AZ 85040 480-968-5888 Fax 480-966-1888

Client:	Tetra Tech	**Client Sample ID:**	N/A
Project:	Hwy 260 + Johnson Ln	**Project Number:**	--
Lab Order:	17A021	**Collection:**	N/A
Lab ID:	LCS/LCSD	**Matrix:**	Nitrogen

Method QC Data

Date Analyzed: 2/9/2017 Batch: MS010209 Analyst: JJ

Analyses	LCS Result	LCS %REC	LCSD Result	LCSD %REC	T.V.	%RPD	Unit	Qualifier LCS	Qualifier LCSD	Qualifier RPD
VOLATILE ORGANICS IN AIR	**TO-15**							70-130%		<25%
1,1,2-Trichloroethane	9.6	95.6	9.1	90.6	10.0	5.4	ppbv			
2-Hexanone	12.7	127	12.4	124	10.0	2.6	ppbv			
n-Octane	10.7	107	10.0	99.9	10.0	6.4	ppbv			
Dibromochloromethane	11.5	115	10.6	106	10.0	8.1	ppbv			
1,2-Dibromoethane	10.4	104	9.8	97.7	10.0	5.8	ppbv			
Tetrachloroethene	10.7	107	9.8	98.3	10.0	8.3	ppbv			
Chlorobenzene	9.3	92.6	8.7	87.1	10.0	6.1	ppbv			
Ethylbenzene	10.0	100	9.6	95.8	10.0	4.1	ppbv			
m&p-Xylene	20.0	100	19.0	95.0	20.0	4.9	ppbv			
Bromoform	11.5	115	10.7	107	10.0	7.2	ppbv			
Styrene	9.6	95.7	9.1	91.3	10.0	4.7	ppbv			
Nonane	10.7	107	9.7	96.6	10.0	9.9	ppbv			
o-Xylene	9.0	89.7	8.4	83.8	10.0	6.8	ppbv			
1,1,2,2-Tetrachloroethane	9.4	93.5	8.8	88.3	10.0	5.7	ppbv			
Isopropylbenzene	10.8	108	10.2	102	10.0	6.1	ppbv			
n-Propylbenzene	10.9	109	10.1	101	10.0	7.0	ppbv			
4-Ethyltoluene	11.2	112	10.5	105	10.0	7.2	ppbv			
1,3,5-Trimethylbenzene	10.6	106	9.9	98.8	10.0	6.7	ppbv			
Tert-Butyl Benzene	10.3	103	9.5	95.1	10.0	7.6	ppbv			
1,2,4-Trimethylbenzene	10.3	103	9.8	98.3	10.0	4.4	ppbv			
Sec-Butyl Benzene	10.4	104	9.7	96.8	10.0	7.5	ppbv			
1,3-Dichlorobenzene	10.1	101	9.2	91.5	10.0	9.7	ppbv			
Benzyl chloride	11.5	115	11.2	112	10.0	3.0	ppbv			
1,4-Dichlorobenzene	10.4	104	9.7	96.7	10.0	6.9	ppbv			
1,2-Dichlorobenzene	10.7	107	9.9	98.9	10.0	7.4	ppbv			
n-Butyl Benzene	11.0	110	10.4	104	10.0	5.0	ppbv			
1,2,4-Trichlorobenzene	11.1	111	10.6	106	10.0	4.5	ppbv			
Naphthalene	10.3	103	9.9	99.4	10.0	3.9	ppbv			
Hexachlorobutadiene	12.7	127	11.9	119	10.0	5.9	ppbv			
Surr: 4-Bromofluorobenzene	10.2	102	10.3	103			%REC			
		70-130%		70-130%						

Airtech Environmental Laboratories (AEL) - AZ 0740

4620 E.Elwood St., Suite 13, Phoenix, AZ 85040 480-968-5888 Fax 480-966-1888

Client:	Tetra Tech	**Client Sample ID:**	NA
Project:	Hwy 260 + Johnson Ln	**Project Number:**	--
Lab Order:	17A021	**Collection:**	NA
Lab ID:	Standards	**Matrix:**	Nitrogen

AEL ID#	STD Name	Vendor	SGI Order#	Description	CONC.	Accuracy	Exp.Date
S-160802-01	Stock	Spectra Gases	113123527	TO-14 39 Analytes	1.0 ppmv	± 5%	7/25/2017
S-160802-02	Stock	Spectra Gases	113123527	TO-15 25 Analytes	1.0 ppmv	± 5%	7/12/2017
S-160802-03	Stock	Spectra Gases	113123527	15 Additional Compounds	1.0 ppmv	± 5%	7/19/2017
S-161101-01	Stock	Spectra Gases	114560630	TO-15 IS 4 Compounds	1.0 ppmv	± 5%	11/1/2017
A-170118-01	Working Std	AEL Dilution		TO-15 74 Analytes	10 ppbv	± 5%	4/18/2017
A-170207-01	Working Std	AEL Dilution		TO-15 74 Analytes	10 ppbv	± 5%	5/7/2017
A-170127-01	Working IS	AEL Dilution		TO-15 IS 4 Compounds	50 ppbv	± 5%	4/27/2017
A-170206-01	Working IS	AEL Dilution		TO-15 IS 4 Compounds	50 ppbv	± 5%	5/6/2017

Airtech Environmental Laboratories (AEL)

Chain of Custody

4620 E.Elwood Street, Suite 13, Phoenix, AZ 85040 480-968-5888 (phone) 480-966-1888 (fax)

Customer: Tetra Tech	Page 1 of 2	AEL Lab #
Address: 3822 E. University Dr, Ste. 3	Sampler: Neil Babb Phone: 602-682-3300 x115	17A021
	Project Name: HWY 260 & Johnson Ln Project Number:	
City, State, Zip: PHX, AZ 85034	Project location: Lakeside, AZ Earl site	
Contact: Chris Jacquemin	P.O. Number:	
Phone: 602-682-3300 x.116 Fax: —	Fax Results: Y (N)	
E-Mail Address: Chris.jacquemin@tratech.com	E-Mail Results: (Y) N	

Sample Receipt	Turn Around Request	Sample Type
Temperature____ °C	___ 24 Hours ___ 48 Hours	SVE: soil vapor extraction GW: ground water
Custody Seals: Yes X No___	___ 72 Hours	A: ambient air WW: waste water
Custody Seals Intact: Yes X No___	___ 5 working Day	I: indoor air
Total # of Containers:____	X Standard 10 Working Days	S: soil vapor
		W: water

Sample Information

AEL Lab #	Serial # Canister	Serial # Grab	Canister (L) or bag	Grab (Min)	Client's Sample Identification	Sampled Date	Sampled Time	Sample Type	Number of Containers	TO-15 full list	TO-15 TPH(GRO)	TO-15 Selet List	8260B AZ Vapor full list	8260B Vapor select list	8015 GRO	8260B Water			DFA tracer cmpd. as TIC
01	1831	217	6 (1) bag	1 2 (5)	DC-1	1-25-17	10:42 10:47	S	1										
02	1884	060	6 (1) bag	1 2 (5)	DC-2	↓	11:18:45 11:23:45		1										
03	E2288	076	6 (1) bag	1 2 (5)	DC-4	1-23-17	18:18 18:23		1										
04	1825	131	6 (1) bag	1 2 (5)	DC-5		17:44 17:49		1										
05	1872	005	6 (1) bag	1 2 (5)	DC-6		18:46:15 18:51:15		1										
06	1869	082	6 (1) bag	1 2 (5)	DC-7		12:00 12:05		1										
07	E2099	128	6 (1) bag	1 2 (5)	DC-9		12:29:45 12:34:45		1										
08	E2392	219	6 (1) bag	1 2 (5)	DC-10		11:17:30 11:22:30		1										
09	2103	182	6 (1) bag	1 2 (5)	DC-11		12:59:15 13:04:15		1										
10	1803	172	6 (1) bag	1 2 (5)	DC-12	↓	13:31:10 13:36:10	↓	1										

Instructions / Special Requirements:

Date:	Time:	Samples Relinquished By:	Received By:
1-27-17	9:05	Neil Babb	

Airtech Environmental Laboratories (AEL)

Chain of Custody

4620 E.Elwood Street, Suite 13, Phoenix, AZ 85040 480-968-5888 (phone) 480-966-1888 (fax)

Customer: Tetra Tech	Page 2 of 2	AEL Lab #
Address: 3822 E. University Dr, Ste. 3	Sampler: Neil Babb Phone: 602-682-3300 x.115	17A021
	Project Name: Hwy 260 & Johnson Ln Project Number:	
City, State, Zip: PHX, AZ 85034	Project location: Lakeside, AZ Earl site	
Contact: Chris Jacquemin	P.O. Number:	
Phone: 602-682-3300 x.116 Fax: —	Fax Results: Y (N)	
E-Mail Address: chris.jacquemin@tetratech.com	E-Mail Results: (Y) N	

Sample Receipt

Temperature_____ °C
Custody Seals: Yes X No____
Custody Seals Intact: Yes X No____
Total # of Containers:_____

Turn Around Request

____ 24 Hours ____ 48 Hours
____ 72 Hours
____ 5 working Day
X Standard 10 Working Days

Sample Type

SVE: soil vapor extraction
A: ambient air
I: indoor air
S: soil vapor
W: water
GW: ground water
WW: waste water

Sample Information

AEL Lab #	Serial # Canister	Serial # Grab	Canister (L) or bag	Grab (Min)	Client's Sample Identification	Sampled Date	Sampled Time	Sample Type	Number of Containers	TO-15 full list	TO-15 TPH(GRO)	TO-15 Selet List	8260B AZ Vapor full list	8260B Vapor select list	8015 GRO	8260B Water			DFA tracer cmpd. as TIC
11	2359	003	6 (1) bag	1 2 (5)	DC-14	1-23-17	13:56:15 14:01:15	S	1	X									X
12	2098	220	6 (1) bag	1 2 (5)	DC-15		14:24:30 14:29:30		1										
13	E2290	006	6 (1) bag	1 2 (5)	DC-16		16:12:30 16:17:30		1										
14	E2368	186	6 (1) bag	1 2 (5)	SV-1		15:00 15:05		1										
15	E2406	174	6 (1) bag	1 2 (5)	SV-2		15:40:15 15:45:15		1										
16	2360	080	6 (1) bag	1 2 (5)	SV-4		16:42:30 16:47:30		1										
17	E2368	186	6 (1) bag	1 2 (5)	Earl Ambient Air		14:50 14:55	A	1										
18	E2396	004	6 (1) bag	1 2 (5)	Earl Dup		—	S	1										X
			6 1 bag	1 2 5															
			6 1 bag	1 2 5															

Instructions / Special Requirements:

Date:	Time:	Samples Relinquished By:	Received By:
1-27-17	9:05	Neil Babb	

Airtech Environmental Laboratories (AEL)

4620 E.Elwood St., Suite 13, Phoenix, AZ 85040 480-968-5888 Fax 480-966-1888

Date: February 9, 2017

Client:	Chris Jacquemin	Work Order #:	17A022
Company:	Tetra Tech	Project Name:	Hwy 260 + Johnson Ln
Address:	3822 E University Dr, Ste 8	Project Number:	--
	Phoenix, AZ 85034	Received Date:	1/27/2017

Dear Client:

Airtech Environmental Laboratories received twelve (12) samples for analysis.

All analyses met laboratory QA/QC with any exceptions addressed in the Case Narrative.

If you have any questions or concerns regarding your samples analysis, please contact the laboratory at 480-968-5888

Sincerely,

Yu Min Shi
Technical Director
Airtech Environmental Labs

Arizona ADHS License No. AZ0740

Airtech Environmental Laboratories (AEL)
4620 E.Elwood St., Suite 13, Phoenix, AZ 85040 480-968-5888 Fax 480-966-1888

Date: February 9, 2017

Client:	Chris Jacquemin	Work Order #:	17A022
Company:	Tetra Tech	Project Name:	Hwy 260 + Johnson Ln
Address:	3822 E University Dr, Ste 8	Project Number:	--
	Phoenix, AZ 85034	Received Date:	1/27/2017

SAMPLE SUMMARY

LAB ID	CLIENT ID	METHOD	SAMPLE DATE	SAMPLE TIME
17A022-01	EE-1	TO-15	1/24/2017	14:04
17A022-02	EE-2	TO-15	1/24/2017	11:24
17A022-03	EE-3	TO-15	1/24/2017	12:03
17A022-04	EE-5	TO-15	1/24/2017	14:33
17A022-05	EE-12	TO-15	1/24/2017	12:39
17A022-06	EE-13	TO-15	1/24/2017	15:38
17A022-07	EE-14	TO-15	1/24/2017	13:14
17A022-08	EE-18	TO-15	1/24/2017	15:08
17A022-09	EE-19	TO-15	1/24/2017	16:17
17A022-10	EE-20	TO-15	1/24/2017	16:49
17A022-11	E&E - Ambient Air	TO-15	1/24/2017	--
17A022-12	E&E - Dup	TO-15	1/24/2017	--

Airtech Environmental Laboratories (AEL)
4620 E.Elwood St., Suite 13, Phoenix, AZ 85040 480-968-5888 Fax 480-966-1888

Date: February 9, 2017

Client:	Chris Jacquemin	Work Order #:	17A022
Company:	Tetra Tech	Project Name:	Hwy 260 + Johnson Ln
Address:	3822 E University Dr, Ste 8	Project Number:	--
	Phoenix, AZ 85034	Received Date:	01/27/17

Case Narrative

All samples and QC associated with your samples met the quality control objectives.
Data qualifiers in this report are in accordance with ADEQ Data Qualifiers.

T4: Tentatively identified compound. Concentration is estimated and based on the closest internal standard.

Airtech Environmental Laboratories (AEL) - AZ 0740

4620 E.Elwood St., Suite 13, Phoenix, AZ 85040 480-968-5888 Fax 480-966-1888

Client:	Tetra Tech	**Client Sample ID:**	N/A
Project:	Hwy 260 + Johnson Ln	**Project Number:**	--
Lab Order:	17A022	**Collection:**	N/A
Lab ID:	Kits QC	**Matrix:**	Air

		Canister				Grab Sampler	
		Type		Vacuum	Vacuum	Type	
	Client	1.0 liter		before sampled	after sampled	5 minute-fill 1.0L canister	
AEL#	ID	SN#	Clean Batch#	Hg inch	psia	SN#	Clean Batch#
17A022-01	EE-1	1829	1701-02	29.0	11.85	069	1612-02
17A022-02	EE-2	1842	1701-03	29.0	9.14	156	1611-02
17A022-03	EE-3	E2284	1701-02	29.0	9.57	205	1612-21
17A022-04	EE-5	E2351	1701-02	29.0	9.88	051	1610-09
17A022-05	EE-12	E2371	1701-03	29.0	10.31	032	1612-04
17A022-06	EE-13	1878	1701-02	29.0	9.82	103	1612-02
17A022-07	EE-14	E2376	1612-15	29.0	10.63	181	1612-12
17A022-08	EE-18	1809	1701-02	29.0	11.62	043	1612-02
17A022-09	EE-19	1888	1701-02	29.0	11.02	132	1612-02
17A022-10	EE-20	1836	1701-02	29.0	11.04	203	1610-07
17A022-11	E&E - Ambient Air	1873	1612-05	29.0	12.14	040	1612-04
17A022-12	E&E - Dup	E2405	1701-03	29.0	11.14	130	1612-21

Airtech Environmental Laboratories (AEL) - AZ 0740

4620 E.Elwood St., Suite 13, Phoenix, AZ 85040 480-968-5888 Fax 480-966-1888

Client:	Tetra Tech	**Client Sample ID:**	EE-1
Project:	Hwy 260 + Johnson Ln	**Project Number:**	--
Lab Order:	17A022	**Collection:**	1/24/2017
Lab ID:	01	**Matrix:**	Soil Vapor

	ppbv		ug/M^3				Date	
Analyses	**Result**	**Limit**	**Result**	**Limit**	**Qual**	**DF**	**Analyzed**	**CAS#**
VOLATILE ORGANICS IN AIR		**TO-15**					Analyst: JJ	
1,1,1-Trichloroethane	< 1.0	1.0	< 5.46	5.46		2	2/7/2017	71-55-6
1,1,2,2-Tetrachloroethane	< 1.0	1.0	< 6.87	6.87		2	2/7/2017	79-34-5
1,1,2-Trichloroethane	< 1.0	1.0	< 5.46	5.46		2	2/7/2017	79-00-5
1,1-Dichloroethane	< 1.0	1.0	< 4.05	4.05		2	2/7/2017	75-34-3
1,1-Dichloroethene	< 1.0	1.0	< 3.97	3.97		2	2/7/2017	75-35-4
1,2,4-Trichlorobenzene	< 4.0	4.0	< 29.7	29.7		2	2/7/2017	120-82-1
1,2,4-Trimethylbenzene	< 1.0	1.0	< 4.92	4.92		2	2/7/2017	95-63-6
1,2-Dibromoethane	< 1.0	1.0	< 7.68	7.68		2	2/7/2017	106-93-4
1,2-Dichlorobenzene	< 1.0	1.0	< 6.01	6.01		2	2/7/2017	95-50-1
1,2-Dichloroethane	< 1.0	1.0	< 4.05	4.05		2	2/7/2017	107-06-2
1,2-Dichloropropane	< 1.0	1.0	< 4.62	4.62		2	2/7/2017	78-87-5
1,3,5-Trimethylbenzene	< 1.0	1.0	< 4.92	4.92		2	2/7/2017	108-67-8
1,3-Butadiene	< 1.0	1.0	< 2.21	2.21		2	2/7/2017	106-99-0
1,3-Dichlorobenzene	< 1.0	1.0	< 6.01	6.01		2	2/7/2017	541-73-1
1,4-Dichlorobenzene	< 1.0	1.0	< 6.01	6.01		2	2/7/2017	106-46-7
1,4-Dioxane	< 4.0	4.0	< 14.4	14.4		2	2/7/2017	123-91-1
2,2,4-Trimethylpentane	< 1.0	1.0	< 4.66	4.66		2	2/7/2017	540-84-1
2-Butanone (MEK)	< 10	10	< 29.5	29.5		2	2/7/2017	78-93-3
2-Hexanone	< 10	10	< 41.0	41.0		2	2/7/2017	591-78-6
2-Propanol (IPA)	< 10	10	< 24.5	24.5		2	2/7/2017	67-63-0
4-Ethyltoluene	< 2.0	2.0	< 9.84	9.84		2	2/7/2017	622-96-8
4-Methyl-2-pentanone (MIK)	< 10	10	< 41.0	41.0		2	2/7/2017	108-10-1
Acetone	< 10	10	< 23.8	23.8		2	2/7/2017	67-64-1
Allyl chloride	< 2.0	2.0	< 6.26	6.26		2	2/7/2017	107-05-1
Benzene	**2.1**	**1.0**	**6.70**	**3.19**		2	2/7/2017	71-43-2
Benzyl chloride	< 4.0	4.0	< 20.7	20.7		2	2/7/2017	100-44-7
Bromodichloromethane	< 1.0	1.0	< 6.70	6.70		2	2/7/2017	75-27-4
Bromoethene(Vinyl Bromide)	< 1.0	1.0	< 4.37	4.37		2	2/7/2017	593-60-2
Bromoform	< 1.0	1.0	< 10.3	10.3		2	2/7/2017	75-25-2
Bromomethane	< 1.0	1.0	< 3.88	3.88		2	2/7/2017	74-83-9
Butyl benzene	< 2.0	2.0	< 11.0	11.0		2	2/7/2017	104-51-8
Carbon disulfide	< 4.0	4.0	< 12.4	12.4		2	2/7/2017	75-15-0
Carbon tetrachloride	< 1.0	1.0	< 6.29	6.29		2	2/7/2017	56-23-5
Chlorobenzene	< 1.0	1.0	< 4.60	4.60		2	2/7/2017	108-90-7
Chloroethane	< 1.0	1.0	< 2.64	2.64		2	2/7/2017	75-00-3
Chloroform	< 1.0	1.0	< 4.88	4.88		2	2/7/2017	67-66-3
Chloromethane	< 2.0	2.0	< 4.14	4.14		2	2/7/2017	74-87-3
cis-1,2-Dichloroethene	< 1.0	1.0	< 3.96	3.96		2	2/7/2017	156-59-2
cis-1,3-Dichloropropene	< 1.0	1.0	< 4.54	4.54		2	2/7/2017	542-75-6
Cyclohexane	< 1.0	1.0	< 3.44	3.44		2	2/7/2017	110-82-7
Dibromochloromethane	< 1.0	1.0	< 8.52	8.52		2	2/7/2017	124-48-1
Dichlorodifluoromethane(F-12)	< 2.0	2.0	< 9.90	9.90		2	2/7/2017	75-71-8
Dichlorotetrafluoroethane(F-114)	< 1.0	1.0	< 6.99	6.99		2	2/7/2017	76-14-2
Ethanol	< 10	10	< 18.8	18.8		2	2/7/2017	64-17-5
Ethyl Acetate	< 1.0	1.0	< 3.60	3.60		2	2/7/2017	141-78-6
Ethylbenzene	< 1.0	1.0	< 4.34	4.34		2	2/7/2017	100-41-4

Airtech Environmental Laboratories (AEL) - AZ 0740

4620 E.Elwood St., Suite 13, Phoenix, AZ 85040 480-968-5888 Fax 480-966-1888

Client:	Tetra Tech	**Client Sample ID:**	EE-1
Project:	Hwy 260 + Johnson Ln	**Project Number:**	--
Lab Order:	17A022	**Collection:**	1/24/2017
Lab ID:	01	**Matrix:**	Soil Vapor

Analyses	ppbv Result	ppbv Limit	ug/M^3 Result	ug/M^3 Limit	Qual	DF	Date Analyzed	CAS#
VOLATILE ORGANICS IN AIR		**TO-15**					Analyst: JJ	
Heptane	< 1.0	1.0	< 4.10	4.10		2	2/7/2017	142-82-5
Hexachlorobutadiene	< 2.0	2.0	< 21.3	21.3		2	2/7/2017	87-68-3
Hexane	< 2.0	2.0	< 7.04	7.04		2	2/7/2017	110-54-3
Isopropylbenzene	< 2.0	2.0	< 9.84	9.84		2	2/7/2017	98-82-8
m&p-Xylene	< 2.0	2.0	< 8.68	8.68		2	2/7/2017	179601-23-1
Methyl tert-butyl ether	< 4.0	4.0	< 14.4	14.4		2	2/7/2017	1634-04-4
Methylcyclohexane	< 2.0	2.0	< 8.04	8.04		2	2/7/2017	108-87-2
Methylene chloride	< 4.0	4.0	< 13.9	13.9		2	2/7/2017	75-09-2
Naphthalene	< 10	10	< 52.4	52.4		2	2/7/2017	91-20-3
Nonane	< 2.0	2.0	< 10.5	10.5		2	2/7/2017	111-84-2
Octane	< 2.0	2.0	< 9.34	9.34		2	2/7/2017	111-65-9
o-Xylene	< 1.0	1.0	< 4.34	4.34		2	2/7/2017	95-47-6
Propene (Propylene)	< 2.0	2.0	< 3.44	3.44		2	2/7/2017	115-07-1
Propylbenzene	< 2.0	2.0	< 9.84	9.84		2	2/7/2017	103-65-1
Sec-Butyl benzene	< 2.0	2.0	< 11.0	11.0		2	2/7/2017	135-98-8
Styrene	< 1.0	1.0	< 4.26	4.26		2	2/7/2017	100-42-5
Tert-Butyl benzene	< 2.0	2.0	< 11.0	11.0		2	2/7/2017	98-06-6
Tetrachloroethene	**2.5**	**2.0**	**16.7**	**13.6**		2	2/7/2017	127-18-4
Tetrahydrofuran	< 4.0	4.0	< 11.8	11.8		2	2/7/2017	109-99-9
Toluene	**1.5**	**1.0**	**5.58**	**3.77**		2	2/7/2017	108-88-3
trans-1,2-Dichloroethene	< 1.0	1.0	< 3.96	3.96		2	2/7/2017	156-60-5
trans-1,3-Dichloropropene	< 1.0	1.0	< 4.54	4.54		2	2/7/2017	542-75-6
Trichloroethene	< 1.0	1.0	< 5.37	5.37		2	2/7/2017	79-01-6
Trichlorofluoromethane(F-11)	< 1.0	1.0	< 5.62	5.62		2	2/7/2017	75-69-4
Trichlorotrifluoroethane(F-113)	< 1.0	1.0	< 7.66	7.66		2	2/7/2017	76-13-1
Vinyl acetate	< 1.0	1.0	< 3.52	3.52		2	2/7/2017	108-05-4
Vinyl chloride	< 1.0	1.0	< 2.56	2.56		2	2/7/2017	75-01-4
Surr: 4-Bromofluorobenzene	87.9	70-130	%REC					

Tentatively Identified Compounds (TIC's)

Difluoroethane	< 20	20	ppbv		T4	2	2/7/2017

Airtech Environmental Laboratories (AEL) - AZ 0740

4620 E.Elwood St., Suite 13, Phoenix, AZ 85040 480-968-5888 Fax 480-966-1888

Client:	Tetra Tech	**Client Sample ID:**	EE-2
Project:	Hwy 260 + Johnson Ln	**Project Number:**	--
Lab Order:	17A022	**Collection:**	1/24/2017
Lab ID:	02	**Matrix:**	Soil Vapor

	ppbv		ug/M^3				Date	
Analyses	**Result**	**Limit**	**Result**	**Limit**	**Qual**	**DF**	**Analyzed**	**CAS#**
VOLATILE ORGANICS IN AIR		**TO-15**					Analyst: JJ	
1,1,1-Trichloroethane	< 1.0	1.0	< 5.46	5.46		2	2/7/2017	71-55-6
1,1,2,2-Tetrachloroethane	< 1.0	1.0	< 6.87	6.87		2	2/7/2017	79-34-5
1,1,2-Trichloroethane	< 1.0	1.0	< 5.46	5.46		2	2/7/2017	79-00-5
1,1-Dichloroethane	< 1.0	1.0	< 4.05	4.05		2	2/7/2017	75-34-3
1,1-Dichloroethene	< 1.0	1.0	< 3.97	3.97		2	2/7/2017	75-35-4
1,2,4-Trichlorobenzene	< 4.0	4.0	< 29.7	29.7		2	2/7/2017	120-82-1
1,2,4-Trimethylbenzene	< 1.0	1.0	< 4.92	4.92		2	2/7/2017	95-63-6
1,2-Dibromoethane	< 1.0	1.0	< 7.68	7.68		2	2/7/2017	106-93-4
1,2-Dichlorobenzene	< 1.0	1.0	< 6.01	6.01		2	2/7/2017	95-50-1
1,2-Dichloroethane	< 1.0	1.0	< 4.05	4.05		2	2/7/2017	107-06-2
1,2-Dichloropropane	< 1.0	1.0	< 4.62	4.62		2	2/7/2017	78-87-5
1,3,5-Trimethylbenzene	< 1.0	1.0	< 4.92	4.92		2	2/7/2017	108-67-8
1,3-Butadiene	< 1.0	1.0	< 2.21	2.21		2	2/7/2017	106-99-0
1,3-Dichlorobenzene	< 1.0	1.0	< 6.01	6.01		2	2/7/2017	541-73-1
1,4-Dichlorobenzene	< 1.0	1.0	< 6.01	6.01		2	2/7/2017	106-46-7
1,4-Dioxane	< 4.0	4.0	< 14.4	14.4		2	2/7/2017	123-91-1
2,2,4-Trimethylpentane	< 1.0	1.0	< 4.66	4.66		2	2/7/2017	540-84-1
2-Butanone (MEK)	< 10	10	< 29.5	29.5		2	2/7/2017	78-93-3
2-Hexanone	< 10	10	< 41.0	41.0		2	2/7/2017	591-78-6
2-Propanol (IPA)	< 10	10	< 24.5	24.5		2	2/7/2017	67-63-0
4-Ethyltoluene	< 2.0	2.0	< 9.84	9.84		2	2/7/2017	622-96-8
4-Methyl-2-pentanone (MIK)	< 10	10	< 41.0	41.0		2	2/7/2017	108-10-1
Acetone	< 10	10	< 23.8	23.8		2	2/7/2017	67-64-1
Allyl chloride	< 2.0	2.0	< 6.26	6.26		2	2/7/2017	107-05-1
Benzene	**6.1**	**1.0**	**19.3**	**3.19**		2	2/7/2017	71-43-2
Benzyl chloride	< 4.0	4.0	< 20.7	20.7		2	2/7/2017	100-44-7
Bromodichloromethane	< 1.0	1.0	< 6.70	6.70		2	2/7/2017	75-27-4
Bromoethene(Vinyl Bromide)	< 1.0	1.0	< 4.37	4.37		2	2/7/2017	593-60-2
Bromoform	< 1.0	1.0	< 10.3	10.3		2	2/7/2017	75-25-2
Bromomethane	< 1.0	1.0	< 3.88	3.88		2	2/7/2017	74-83-9
Butyl benzene	< 2.0	2.0	< 11.0	11.0		2	2/7/2017	104-51-8
Carbon disulfide	< 4.0	4.0	< 12.4	12.4		2	2/7/2017	75-15-0
Carbon tetrachloride	< 1.0	1.0	< 6.29	6.29		2	2/7/2017	56-23-5
Chlorobenzene	< 1.0	1.0	< 4.60	4.60		2	2/7/2017	108-90-7
Chloroethane	< 1.0	1.0	< 2.64	2.64		2	2/7/2017	75-00-3
Chloroform	< 1.0	1.0	< 4.88	4.88		2	2/7/2017	67-66-3
Chloromethane	< 2.0	2.0	< 4.14	4.14		2	2/7/2017	74-87-3
cis-1,2-Dichloroethene	< 1.0	1.0	< 3.96	3.96		2	2/7/2017	156-59-2
cis-1,3-Dichloropropene	< 1.0	1.0	< 4.54	4.54		2	2/7/2017	542-75-6
Cyclohexane	< 1.0	1.0	< 3.44	3.44		2	2/7/2017	110-82-7
Dibromochloromethane	< 1.0	1.0	< 8.52	8.52		2	2/7/2017	124-48-1
Dichlorodifluoromethane(F-12)	< 2.0	2.0	< 9.90	9.90		2	2/7/2017	75-71-8
Dichlorotetrafluoroethane(F-114)	< 1.0	1.0	< 6.99	6.99		2	2/7/2017	76-14-2
Ethanol	< 10	10	< 18.8	18.8		2	2/7/2017	64-17-5
Ethyl Acetate	< 1.0	1.0	< 3.60	3.60		2	2/7/2017	141-78-6
Ethylbenzene	< 1.0	1.0	< 4.34	4.34		2	2/7/2017	100-41-4

Airtech Environmental Laboratories (AEL) - AZ 0740

4620 E.Elwood St., Suite 13, Phoenix, AZ 85040 480-968-5888 Fax 480-966-1888

Client:	Tetra Tech	**Client Sample ID:**	EE-2
Project:	Hwy 260 + Johnson Ln	**Project Number:**	--
Lab Order:	17A022	**Collection:**	1/24/2017
Lab ID:	02	**Matrix:**	Soil Vapor

Analyses	ppbv Result	ppbv Limit	ug/M^3 Result	ug/M^3 Limit	Qual	DF	Date Analyzed	CAS#
VOLATILE ORGANICS IN AIR		**TO-15**					Analyst: JJ	
Heptane	< 1.0	1.0	< 4.10	4.10		2	2/7/2017	142-82-5
Hexachlorobutadiene	< 2.0	2.0	< 21.3	21.3		2	2/7/2017	87-68-3
Hexane	< 2.0	2.0	< 7.04	7.04		2	2/7/2017	110-54-3
Isopropylbenzene	< 2.0	2.0	< 9.84	9.84		2	2/7/2017	98-82-8
m&p-Xylene	< 2.0	2.0	< 8.68	8.68		2	2/7/2017	179601-23-1
Methyl tert-butyl ether	< 4.0	4.0	< 14.4	14.4		2	2/7/2017	1634-04-4
Methylcyclohexane	< 2.0	2.0	< 8.04	8.04		2	2/7/2017	108-87-2
Methylene chloride	< 4.0	4.0	< 13.9	13.9		2	2/7/2017	75-09-2
Naphthalene	< 10	10	< 52.4	52.4		2	2/7/2017	91-20-3
Nonane	< 2.0	2.0	< 10.5	10.5		2	2/7/2017	111-84-2
Octane	< 2.0	2.0	< 9.34	9.34		2	2/7/2017	111-65-9
o-Xylene	< 1.0	1.0	< 4.34	4.34		2	2/7/2017	95-47-6
Propene (Propylene)	< 2.0	2.0	< 3.44	3.44		2	2/7/2017	115-07-1
Propylbenzene	< 2.0	2.0	< 9.84	9.84		2	2/7/2017	103-65-1
Sec-Butyl benzene	< 2.0	2.0	< 11.0	11.0		2	2/7/2017	135-98-8
Styrene	< 1.0	1.0	< 4.26	4.26		2	2/7/2017	100-42-5
Tert-Butyl benzene	< 2.0	2.0	< 11.0	11.0		2	2/7/2017	98-06-6
Tetrachloroethene	< 2.0	2.0	< 13.6	13.6		2	2/7/2017	127-18-4
Tetrahydrofuran	< 4.0	4.0	< 11.8	11.8		2	2/7/2017	109-99-9
Toluene	**2.5**	**1.0**	**9.43**	**3.77**		2	2/7/2017	108-88-3
trans-1,2-Dichloroethene	< 1.0	1.0	< 3.96	3.96		2	2/7/2017	156-60-5
trans-1,3-Dichloropropene	< 1.0	1.0	< 4.54	4.54		2	2/7/2017	542-75-6
Trichloroethene	< 1.0	1.0	< 5.37	5.37		2	2/7/2017	79-01-6
Trichlorofluoromethane(F-11)	< 1.0	1.0	< 5.62	5.62		2	2/7/2017	75-69-4
Trichlorotrifluoroethane(F-113)	< 1.0	1.0	< 7.66	7.66		2	2/7/2017	76-13-1
Vinyl acetate	< 1.0	1.0	< 3.52	3.52		2	2/7/2017	108-05-4
Vinyl chloride	< 1.0	1.0	< 2.56	2.56		2	2/7/2017	75-01-4
Surr: 4-Bromofluorobenzene	89.4	70-130	%REC					

Tentatively Identified Compounds (TIC's)

Difluoroethane	< 20	20	ppbv		T4	2	2/7/2017

Airtech Environmental Laboratories (AEL) - AZ 0740

4620 E.Elwood St., Suite 13, Phoenix, AZ 85040 480-968-5888 Fax 480-966-1888

Client:	Tetra Tech	**Client Sample ID:**	EE-3
Project:	Hwy 260 + Johnson Ln	**Project Number:**	--
Lab Order:	17A022	**Collection:**	1/24/2017
Lab ID:	03	**Matrix:**	Soil Vapor

	ppbv		ug/M^3				Date	
Analyses	**Result**	**Limit**	**Result**	**Limit**	**Qual**	**DF**	**Analyzed**	**CAS#**
VOLATILE ORGANICS IN AIR		**TO-15**					Analyst: JJ	
1,1,1-Trichloroethane	< 1.0	1.0	< 5.46	5.46		2	2/7/2017	71-55-6
1,1,2,2-Tetrachloroethane	< 1.0	1.0	< 6.87	6.87		2	2/7/2017	79-34-5
1,1,2-Trichloroethane	< 1.0	1.0	< 5.46	5.46		2	2/7/2017	79-00-5
1,1-Dichloroethane	< 1.0	1.0	< 4.05	4.05		2	2/7/2017	75-34-3
1,1-Dichloroethene	< 1.0	1.0	< 3.97	3.97		2	2/7/2017	75-35-4
1,2,4-Trichlorobenzene	< 4.0	4.0	< 29.7	29.7		2	2/7/2017	120-82-1
1,2,4-Trimethylbenzene	**4.7**	**1.0**	**23.1**	**4.92**		2	2/7/2017	95-63-6
1,2-Dibromoethane	< 1.0	1.0	< 7.68	7.68		2	2/7/2017	106-93-4
1,2-Dichlorobenzene	< 1.0	1.0	< 6.01	6.01		2	2/7/2017	95-50-1
1,2-Dichloroethane	< 1.0	1.0	< 4.05	4.05		2	2/7/2017	107-06-2
1,2-Dichloropropane	< 1.0	1.0	< 4.62	4.62		2	2/7/2017	78-87-5
1,3,5-Trimethylbenzene	**1.9**	**1.0**	**9.25**	**4.92**		2	2/7/2017	108-67-8
1,3-Butadiene	< 1.0	1.0	< 2.21	2.21		2	2/7/2017	106-99-0
1,3-Dichlorobenzene	< 1.0	1.0	< 6.01	6.01		2	2/7/2017	541-73-1
1,4-Dichlorobenzene	< 1.0	1.0	< 6.01	6.01		2	2/7/2017	106-46-7
1,4-Dioxane	< 4.0	4.0	< 14.4	14.4		2	2/7/2017	123-91-1
2,2,4-Trimethylpentane	< 1.0	1.0	< 4.66	4.66		2	2/7/2017	540-84-1
2-Butanone (MEK)	< 10	10	< 29.5	29.5		2	2/7/2017	78-93-3
2-Hexanone	< 10	10	< 41.0	41.0		2	2/7/2017	591-78-6
2-Propanol (IPA)	< 10	10	< 24.5	24.5		2	2/7/2017	67-63-0
4-Ethyltoluene	< 2.0	2.0	< 9.84	9.84		2	2/7/2017	622-96-8
4-Methyl-2-pentanone (MIK)	< 10	10	< 41.0	41.0		2	2/7/2017	108-10-1
Acetone	< 10	10	< 23.8	23.8		2	2/7/2017	67-64-1
Allyl chloride	< 2.0	2.0	< 6.26	6.26		2	2/7/2017	107-05-1
Benzene	**6.0**	**1.0**	**19.2**	**3.19**		2	2/7/2017	71-43-2
Benzyl chloride	< 4.0	4.0	< 20.7	20.7		2	2/7/2017	100-44-7
Bromodichloromethane	< 1.0	1.0	< 6.70	6.70		2	2/7/2017	75-27-4
Bromoethene(Vinyl Bromide)	< 1.0	1.0	< 4.37	4.37		2	2/7/2017	593-60-2
Bromoform	< 1.0	1.0	< 10.3	10.3		2	2/7/2017	75-25-2
Bromomethane	< 1.0	1.0	< 3.88	3.88		2	2/7/2017	74-83-9
Butyl benzene	< 2.0	2.0	< 11.0	11.0		2	2/7/2017	104-51-8
Carbon disulfide	< 4.0	4.0	< 12.4	12.4		2	2/7/2017	75-15-0
Carbon tetrachloride	< 1.0	1.0	< 6.29	6.29		2	2/7/2017	56-23-5
Chlorobenzene	< 1.0	1.0	< 4.60	4.60		2	2/7/2017	108-90-7
Chloroethane	< 1.0	1.0	< 2.64	2.64		2	2/7/2017	75-00-3
Chloroform	< 1.0	1.0	< 4.88	4.88		2	2/7/2017	67-66-3
Chloromethane	< 2.0	2.0	< 4.14	4.14		2	2/7/2017	74-87-3
cis-1,2-Dichloroethene	< 1.0	1.0	< 3.96	3.96		2	2/7/2017	156-59-2
cis-1,3-Dichloropropene	< 1.0	1.0	< 4.54	4.54		2	2/7/2017	542-75-6
Cyclohexane	< 1.0	1.0	< 3.44	3.44		2	2/7/2017	110-82-7
Dibromochloromethane	< 1.0	1.0	< 8.52	8.52		2	2/7/2017	124-48-1
Dichlorodifluoromethane(F-12)	< 2.0	2.0	< 9.90	9.90		2	2/7/2017	75-71-8
Dichlorotetrafluoroethane(F-114)	< 1.0	1.0	< 6.99	6.99		2	2/7/2017	76-14-2
Ethanol	< 10	10	< 18.8	18.8		2	2/7/2017	64-17-5
Ethyl Acetate	< 1.0	1.0	< 3.60	3.60		2	2/7/2017	141-78-6
Ethylbenzene	< 1.0	1.0	< 4.34	4.34		2	2/7/2017	100-41-4

Airtech Environmental Laboratories (AEL) - AZ 0740

4620 E.Elwood St., Suite 13, Phoenix, AZ 85040 480-968-5888 Fax 480-966-1888

Client:	Tetra Tech	**Client Sample ID:**	EE-3
Project:	Hwy 260 + Johnson Ln	**Project Number:**	--
Lab Order:	17A022	**Collection:**	1/24/2017
Lab ID:	03	**Matrix:**	Soil Vapor

Analyses	ppbv Result	ppbv Limit	ug/M^3 Result	ug/M^3 Limit	Qual	DF	Date Analyzed	CAS#
VOLATILE ORGANICS IN AIR		**TO-15**					Analyst: JJ	
Heptane	< 1.0	1.0	< 4.10	4.10		2	2/7/2017	142-82-5
Hexachlorobutadiene	< 2.0	2.0	< 21.3	21.3		2	2/7/2017	87-68-3
Hexane	< 2.0	2.0	< 7.04	7.04		2	2/7/2017	110-54-3
Isopropylbenzene	< 2.0	2.0	< 9.84	9.84		2	2/7/2017	98-82-8
m&p-Xylene	**5.4**	**2.0**	**23.4**	**8.68**		2	2/7/2017	179601-23-1
Methyl tert-butyl ether	< 4.0	4.0	< 14.4	14.4		2	2/7/2017	1634-04-4
Methylcyclohexane	< 2.0	2.0	< 8.04	8.04		2	2/7/2017	108-87-2
Methylene chloride	< 4.0	4.0	< 13.9	13.9		2	2/7/2017	75-09-2
Naphthalene	< 10	10	< 52.4	52.4		2	2/7/2017	91-20-3
Nonane	< 2.0	2.0	< 10.5	10.5		2	2/7/2017	111-84-2
Octane	< 2.0	2.0	< 9.34	9.34		2	2/7/2017	111-65-9
o-Xylene	**2.9**	**1.0**	**12.5**	**4.34**		2	2/7/2017	95-47-6
Propene (Propylene)	< 2.0	2.0	< 3.44	3.44		2	2/7/2017	115-07-1
Propylbenzene	< 2.0	2.0	< 9.84	9.84		2	2/7/2017	103-65-1
Sec-Butyl benzene	< 2.0	2.0	< 11.0	11.0		2	2/7/2017	135-98-8
Styrene	< 1.0	1.0	< 4.26	4.26		2	2/7/2017	100-42-5
Tert-Butyl benzene	< 2.0	2.0	< 11.0	11.0		2	2/7/2017	98-06-6
Tetrachloroethene	**4.0**	**2.0**	**27.3**	**13.6**		2	2/7/2017	127-18-4
Tetrahydrofuran	< 4.0	4.0	< 11.8	11.8		2	2/7/2017	109-99-9
Toluene	**3.8**	**1.0**	**14.4**	**3.77**		2	2/7/2017	108-88-3
trans-1,2-Dichloroethene	< 1.0	1.0	< 3.96	3.96		2	2/7/2017	156-60-5
trans-1,3-Dichloropropene	< 1.0	1.0	< 4.54	4.54		2	2/7/2017	542-75-6
Trichloroethene	< 1.0	1.0	< 5.37	5.37		2	2/7/2017	79-01-6
Trichlorofluoromethane(F-11)	< 1.0	1.0	< 5.62	5.62		2	2/7/2017	75-69-4
Trichlorotrifluoroethane(F-113)	< 1.0	1.0	< 7.66	7.66		2	2/7/2017	76-13-1
Vinyl acetate	< 1.0	1.0	< 3.52	3.52		2	2/7/2017	108-05-4
Vinyl chloride	< 1.0	1.0	< 2.56	2.56		2	2/7/2017	75-01-4
Surr: 4-Bromofluorobenzene	89.5	70-130	%REC					

Tentatively Identified Compounds (TIC's)

Difluoroethane	< 20	20	ppbv		T4	2	2/7/2017

Airtech Environmental Laboratories (AEL) - AZ 0740

4620 E.Elwood St., Suite 13, Phoenix, AZ 85040 480-968-5888 Fax 480-966-1888

Client:	Tetra Tech	**Client Sample ID:**	EE-5
Project:	Hwy 260 + Johnson Ln	**Project Number:**	--
Lab Order:	17A022	**Collection:**	1/24/2017
Lab ID:	04	**Matrix:**	Soil Vapor

	ppbv		ug/M^3				Date	
Analyses	**Result**	**Limit**	**Result**	**Limit**	**Qual**	**DF**	**Analyzed**	**CAS#**
VOLATILE ORGANICS IN AIR		**TO-15**					Analyst: JJ	
1,1,1-Trichloroethane	< 1.0	1.0	< 5.46	5.46		2	2/7/2017	71-55-6
1,1,2,2-Tetrachloroethane	< 1.0	1.0	< 6.87	6.87		2	2/7/2017	79-34-5
1,1,2-Trichloroethane	< 1.0	1.0	< 5.46	5.46		2	2/7/2017	79-00-5
1,1-Dichloroethane	< 1.0	1.0	< 4.05	4.05		2	2/7/2017	75-34-3
1,1-Dichloroethene	< 1.0	1.0	< 3.97	3.97		2	2/7/2017	75-35-4
1,2,4-Trichlorobenzene	< 4.0	4.0	< 29.7	29.7		2	2/7/2017	120-82-1
1,2,4-Trimethylbenzene	< 1.0	1.0	< 4.92	4.92		2	2/7/2017	95-63-6
1,2-Dibromoethane	< 1.0	1.0	< 7.68	7.68		2	2/7/2017	106-93-4
1,2-Dichlorobenzene	< 1.0	1.0	< 6.01	6.01		2	2/7/2017	95-50-1
1,2-Dichloroethane	< 1.0	1.0	< 4.05	4.05		2	2/7/2017	107-06-2
1,2-Dichloropropane	< 1.0	1.0	< 4.62	4.62		2	2/7/2017	78-87-5
1,3,5-Trimethylbenzene	< 1.0	1.0	< 4.92	4.92		2	2/7/2017	108-67-8
1,3-Butadiene	< 1.0	1.0	< 2.21	2.21		2	2/7/2017	106-99-0
1,3-Dichlorobenzene	< 1.0	1.0	< 6.01	6.01		2	2/7/2017	541-73-1
1,4-Dichlorobenzene	< 1.0	1.0	< 6.01	6.01		2	2/7/2017	106-46-7
1,4-Dioxane	< 4.0	4.0	< 14.4	14.4		2	2/7/2017	123-91-1
2,2,4-Trimethylpentane	< 1.0	1.0	< 4.66	4.66		2	2/7/2017	540-84-1
2-Butanone (MEK)	< 10	10	< 29.5	29.5		2	2/7/2017	78-93-3
2-Hexanone	< 10	10	< 41.0	41.0		2	2/7/2017	591-78-6
2-Propanol (IPA)	< 10	10	< 24.5	24.5		2	2/7/2017	67-63-0
4-Ethyltoluene	< 2.0	2.0	< 9.84	9.84		2	2/7/2017	622-96-8
4-Methyl-2-pentanone (MIK)	< 10	10	< 41.0	41.0		2	2/7/2017	108-10-1
Acetone	< 10	10	< 23.8	23.8		2	2/7/2017	67-64-1
Allyl chloride	< 2.0	2.0	< 6.26	6.26		2	2/7/2017	107-05-1
Benzene	**4.7**	**1.0**	**15.0**	**3.19**		2	2/7/2017	71-43-2
Benzyl chloride	< 4.0	4.0	< 20.7	20.7		2	2/7/2017	100-44-7
Bromodichloromethane	< 1.0	1.0	< 6.70	6.70		2	2/7/2017	75-27-4
Bromoethene(Vinyl Bromide)	< 1.0	1.0	< 4.37	4.37		2	2/7/2017	593-60-2
Bromoform	< 1.0	1.0	< 10.3	10.3		2	2/7/2017	75-25-2
Bromomethane	< 1.0	1.0	< 3.88	3.88		2	2/7/2017	74-83-9
Butyl benzene	< 2.0	2.0	< 11.0	11.0		2	2/7/2017	104-51-8
Carbon disulfide	< 4.0	4.0	< 12.4	12.4		2	2/7/2017	75-15-0
Carbon tetrachloride	< 1.0	1.0	< 6.29	6.29		2	2/7/2017	56-23-5
Chlorobenzene	< 1.0	1.0	< 4.60	4.60		2	2/7/2017	108-90-7
Chloroethane	< 1.0	1.0	< 2.64	2.64		2	2/7/2017	75-00-3
Chloroform	< 1.0	1.0	< 4.88	4.88		2	2/7/2017	67-66-3
Chloromethane	< 2.0	2.0	< 4.14	4.14		2	2/7/2017	74-87-3
cis-1,2-Dichloroethene	< 1.0	1.0	< 3.96	3.96		2	2/7/2017	156-59-2
cis-1,3-Dichloropropene	< 1.0	1.0	< 4.54	4.54		2	2/7/2017	542-75-6
Cyclohexane	< 1.0	1.0	< 3.44	3.44		2	2/7/2017	110-82-7
Dibromochloromethane	< 1.0	1.0	< 8.52	8.52		2	2/7/2017	124-48-1
Dichlorodifluoromethane(F-12)	< 2.0	2.0	< 9.90	9.90		2	2/7/2017	75-71-8
Dichlorotetrafluoroethane(F-114)	< 1.0	1.0	< 6.99	6.99		2	2/7/2017	76-14-2
Ethanol	< 10	10	< 18.8	18.8		2	2/7/2017	64-17-5
Ethyl Acetate	< 1.0	1.0	< 3.60	3.60		2	2/7/2017	141-78-6
Ethylbenzene	< 1.0	1.0	< 4.34	4.34		2	2/7/2017	100-41-4

Airtech Environmental Laboratories (AEL) - AZ 0740

4620 E.Elwood St., Suite 13, Phoenix, AZ 85040 480-968-5888 Fax 480-966-1888

Client:	Tetra Tech	**Client Sample ID:**	EE-5
Project:	Hwy 260 + Johnson Ln	**Project Number:**	--
Lab Order:	17A022	**Collection:**	1/24/2017
Lab ID:	04	**Matrix:**	Soil Vapor

Analyses	ppbv Result	ppbv Limit	ug/M^3 Result	ug/M^3 Limit	Qual	DF	Date Analyzed	CAS#
VOLATILE ORGANICS IN AIR		**TO-15**					Analyst: JJ	
Heptane	< 1.0	1.0	< 4.10	4.10		2	2/7/2017	142-82-5
Hexachlorobutadiene	< 2.0	2.0	< 21.3	21.3		2	2/7/2017	87-68-3
Hexane	< 2.0	2.0	< 7.04	7.04		2	2/7/2017	110-54-3
Isopropylbenzene	< 2.0	2.0	< 9.84	9.84		2	2/7/2017	98-82-8
m&p-Xylene	< 2.0	2.0	< 8.68	8.68		2	2/7/2017	179601-23-1
Methyl tert-butyl ether	< 4.0	4.0	< 14.4	14.4		2	2/7/2017	1634-04-4
Methylcyclohexane	< 2.0	2.0	< 8.04	8.04		2	2/7/2017	108-87-2
Methylene chloride	< 4.0	4.0	< 13.9	13.9		2	2/7/2017	75-09-2
Naphthalene	< 10	10	< 52.4	52.4		2	2/7/2017	91-20-3
Nonane	< 2.0	2.0	< 10.5	10.5		2	2/7/2017	111-84-2
Octane	< 2.0	2.0	< 9.34	9.34		2	2/7/2017	111-65-9
o-Xylene	< 1.0	1.0	< 4.34	4.34		2	2/7/2017	95-47-6
Propene (Propylene)	< 2.0	2.0	< 3.44	3.44		2	2/7/2017	115-07-1
Propylbenzene	< 2.0	2.0	< 9.84	9.84		2	2/7/2017	103-65-1
Sec-Butyl benzene	< 2.0	2.0	< 11.0	11.0		2	2/7/2017	135-98-8
Styrene	< 1.0	1.0	< 4.26	4.26		2	2/7/2017	100-42-5
Tert-Butyl benzene	< 2.0	2.0	< 11.0	11.0		2	2/7/2017	98-06-6
Tetrachloroethene	< 2.0	2.0	< 13.6	13.6		2	2/7/2017	127-18-4
Tetrahydrofuran	< 4.0	4.0	< 11.8	11.8		2	2/7/2017	109-99-9
Toluene	**3.4**	**1.0**	**12.7**	**3.77**		2	2/7/2017	108-88-3
trans-1,2-Dichloroethene	< 1.0	1.0	< 3.96	3.96		2	2/7/2017	156-60-5
trans-1,3-Dichloropropene	< 1.0	1.0	< 4.54	4.54		2	2/7/2017	542-75-6
Trichloroethene	< 1.0	1.0	< 5.37	5.37		2	2/7/2017	79-01-6
Trichlorofluoromethane(F-11)	< 1.0	1.0	< 5.62	5.62		2	2/7/2017	75-69-4
Trichlorotrifluoroethane(F-113)	< 1.0	1.0	< 7.66	7.66		2	2/7/2017	76-13-1
Vinyl acetate	< 1.0	1.0	< 3.52	3.52		2	2/7/2017	108-05-4
Vinyl chloride	< 1.0	1.0	< 2.56	2.56		2	2/7/2017	75-01-4
Surr: 4-Bromofluorobenzene	90.1	70-130	%REC					

Tentatively Identified Compounds (TIC's)

Difluoroethane	< 20	20	ppbv		T4	2	2/7/2017

Airtech Environmental Laboratories (AEL) - AZ 0740

4620 E.Elwood St., Suite 13, Phoenix, AZ 85040 480-968-5888 Fax 480-966-1888

Client:	Tetra Tech	**Client Sample ID:**	EE-12
Project:	Hwy 260 + Johnson Ln	**Project Number:**	--
Lab Order:	17A022	**Collection:**	1/24/2017
Lab ID:	05	**Matrix:**	Soil Vapor

	ppbv		ug/M^3				Date	
Analyses	**Result**	**Limit**	**Result**	**Limit**	**Qual**	**DF**	**Analyzed**	**CAS#**
VOLATILE ORGANICS IN AIR		**TO-15**					Analyst: JJ	
1,1,1-Trichloroethane	< 1.0	1.0	< 5.46	5.46		2	2/7/2017	71-55-6
1,1,2,2-Tetrachloroethane	< 1.0	1.0	< 6.87	6.87		2	2/7/2017	79-34-5
1,1,2-Trichloroethane	< 1.0	1.0	< 5.46	5.46		2	2/7/2017	79-00-5
1,1-Dichloroethane	< 1.0	1.0	< 4.05	4.05		2	2/7/2017	75-34-3
1,1-Dichloroethene	< 1.0	1.0	< 3.97	3.97		2	2/7/2017	75-35-4
1,2,4-Trichlorobenzene	< 4.0	4.0	< 29.7	29.7		2	2/7/2017	120-82-1
1,2,4-Trimethylbenzene	< 1.0	1.0	< 4.92	4.92		2	2/7/2017	95-63-6
1,2-Dibromoethane	< 1.0	1.0	< 7.68	7.68		2	2/7/2017	106-93-4
1,2-Dichlorobenzene	< 1.0	1.0	< 6.01	6.01		2	2/7/2017	95-50-1
1,2-Dichloroethane	< 1.0	1.0	< 4.05	4.05		2	2/7/2017	107-06-2
1,2-Dichloropropane	< 1.0	1.0	< 4.62	4.62		2	2/7/2017	78-87-5
1,3,5-Trimethylbenzene	< 1.0	1.0	< 4.92	4.92		2	2/7/2017	108-67-8
1,3-Butadiene	< 1.0	1.0	< 2.21	2.21		2	2/7/2017	106-99-0
1,3-Dichlorobenzene	< 1.0	1.0	< 6.01	6.01		2	2/7/2017	541-73-1
1,4-Dichlorobenzene	< 1.0	1.0	< 6.01	6.01		2	2/7/2017	106-46-7
1,4-Dioxane	< 4.0	4.0	< 14.4	14.4		2	2/7/2017	123-91-1
2,2,4-Trimethylpentane	**1.4**	**1.0**	**6.52**	**4.66**		2	2/7/2017	540-84-1
2-Butanone (MEK)	< 10	10	< 29.5	29.5		2	2/7/2017	78-93-3
2-Hexanone	< 10	10	< 41.0	41.0		2	2/7/2017	591-78-6
2-Propanol (IPA)	< 10	10	< 24.5	24.5		2	2/7/2017	67-63-0
4-Ethyltoluene	< 2.0	2.0	< 9.84	9.84		2	2/7/2017	622-96-8
4-Methyl-2-pentanone (MIK)	< 10	10	< 41.0	41.0		2	2/7/2017	108-10-1
Acetone	< 10	10	< 23.8	23.8		2	2/7/2017	67-64-1
Allyl chloride	< 2.0	2.0	< 6.26	6.26		2	2/7/2017	107-05-1
Benzene	< 1.0	1.0	< 3.19	3.19		2	2/7/2017	71-43-2
Benzyl chloride	< 4.0	4.0	< 20.7	20.7		2	2/7/2017	100-44-7
Bromodichloromethane	< 1.0	1.0	< 6.70	6.70		2	2/7/2017	75-27-4
Bromoethene(Vinyl Bromide)	< 1.0	1.0	< 4.37	4.37		2	2/7/2017	593-60-2
Bromoform	< 1.0	1.0	< 10.3	10.3		2	2/7/2017	75-25-2
Bromomethane	< 1.0	1.0	< 3.88	3.88		2	2/7/2017	74-83-9
Butyl benzene	< 2.0	2.0	< 11.0	11.0		2	2/7/2017	104-51-8
Carbon disulfide	< 4.0	4.0	< 12.4	12.4		2	2/7/2017	75-15-0
Carbon tetrachloride	< 1.0	1.0	< 6.29	6.29		2	2/7/2017	56-23-5
Chlorobenzene	< 1.0	1.0	< 4.60	4.60		2	2/7/2017	108-90-7
Chloroethane	< 1.0	1.0	< 2.64	2.64		2	2/7/2017	75-00-3
Chloroform	< 1.0	1.0	< 4.88	4.88		2	2/7/2017	67-66-3
Chloromethane	< 2.0	2.0	< 4.14	4.14		2	2/7/2017	74-87-3
cis-1,2-Dichloroethene	< 1.0	1.0	< 3.96	3.96		2	2/7/2017	156-59-2
cis-1,3-Dichloropropene	< 1.0	1.0	< 4.54	4.54		2	2/7/2017	542-75-6
Cyclohexane	< 1.0	1.0	< 3.44	3.44		2	2/7/2017	110-82-7
Dibromochloromethane	< 1.0	1.0	< 8.52	8.52		2	2/7/2017	124-48-1
Dichlorodifluoromethane(F-12)	< 2.0	2.0	< 9.90	9.90		2	2/7/2017	75-71-8
Dichlorotetrafluoroethane(F-114)	< 1.0	1.0	< 6.99	6.99		2	2/7/2017	76-14-2
Ethanol	< 10	10	< 18.8	18.8		2	2/7/2017	64-17-5
Ethyl Acetate	< 1.0	1.0	< 3.60	3.60		2	2/7/2017	141-78-6
Ethylbenzene	< 1.0	1.0	< 4.34	4.34		2	2/7/2017	100-41-4

Airtech Environmental Laboratories (AEL) - AZ 0740

4620 E.Elwood St., Suite 13, Phoenix, AZ 85040 480-968-5888 Fax 480-966-1888

Client:	Tetra Tech	**Client Sample ID:**	EE-12
Project:	Hwy 260 + Johnson Ln	**Project Number:**	--
Lab Order:	17A022	**Collection:**	1/24/2017
Lab ID:	05	**Matrix:**	Soil Vapor

Analyses	ppbv Result	ppbv Limit	ug/M^3 Result	ug/M^3 Limit	Qual	DF	Date Analyzed	CAS#
VOLATILE ORGANICS IN AIR		**TO-15**					Analyst: JJ	
Heptane	< 1.0	1.0	< 4.10	4.10		2	2/7/2017	142-82-5
Hexachlorobutadiene	< 2.0	2.0	< 21.3	21.3		2	2/7/2017	87-68-3
Hexane	< 2.0	2.0	< 7.04	7.04		2	2/7/2017	110-54-3
Isopropylbenzene	< 2.0	2.0	< 9.84	9.84		2	2/7/2017	98-82-8
m&p-Xylene	< 2.0	2.0	< 8.68	8.68		2	2/7/2017	179601-23-1
Methyl tert-butyl ether	< 4.0	4.0	< 14.4	14.4		2	2/7/2017	1634-04-4
Methylcyclohexane	< 2.0	2.0	< 8.04	8.04		2	2/7/2017	108-87-2
Methylene chloride	< 4.0	4.0	< 13.9	13.9		2	2/7/2017	75-09-2
Naphthalene	< 10	10	< 52.4	52.4		2	2/7/2017	91-20-3
Nonane	< 2.0	2.0	< 10.5	10.5		2	2/7/2017	111-84-2
Octane	< 2.0	2.0	< 9.34	9.34		2	2/7/2017	111-65-9
o-Xylene	< 1.0	1.0	< 4.34	4.34		2	2/7/2017	95-47-6
Propene (Propylene)	< 2.0	2.0	< 3.44	3.44		2	2/7/2017	115-07-1
Propylbenzene	< 2.0	2.0	< 9.84	9.84		2	2/7/2017	103-65-1
Sec-Butyl benzene	< 2.0	2.0	< 11.0	11.0		2	2/7/2017	135-98-8
Styrene	< 1.0	1.0	< 4.26	4.26		2	2/7/2017	100-42-5
Tert-Butyl benzene	< 2.0	2.0	< 11.0	11.0		2	2/7/2017	98-06-6
Tetrachloroethene	< 2.0	2.0	< 13.6	13.6		2	2/7/2017	127-18-4
Tetrahydrofuran	< 4.0	4.0	< 11.8	11.8		2	2/7/2017	109-99-9
Toluene	< 1.0	1.0	< 3.77	3.77		2	2/7/2017	108-88-3
trans-1,2-Dichloroethene	< 1.0	1.0	< 3.96	3.96		2	2/7/2017	156-60-5
trans-1,3-Dichloropropene	< 1.0	1.0	< 4.54	4.54		2	2/7/2017	542-75-6
Trichloroethene	< 1.0	1.0	< 5.37	5.37		2	2/7/2017	79-01-6
Trichlorofluoromethane(F-11)	< 1.0	1.0	< 5.62	5.62		2	2/7/2017	75-69-4
Trichlorotrifluoroethane(F-113)	< 1.0	1.0	< 7.66	7.66		2	2/7/2017	76-13-1
Vinyl acetate	< 1.0	1.0	< 3.52	3.52		2	2/7/2017	108-05-4
Vinyl chloride	< 1.0	1.0	< 2.56	2.56		2	2/7/2017	75-01-4
Surr: 4-Bromofluorobenzene	89.7	70-130	%REC					

Tentatively Identified Compounds (TIC's)

Difluoroethane	< 20	20	ppbv		T4	2	2/7/2017

Airtech Environmental Laboratories (AEL) - AZ 0740

4620 E.Elwood St., Suite 13, Phoenix, AZ 85040 480-968-5888 Fax 480-966-1888

Client:	Tetra Tech	**Client Sample ID:**	EE-13
Project:	Hwy 260 + Johnson Ln	**Project Number:**	--
Lab Order:	17A022	**Collection:**	1/24/2017
Lab ID:	06	**Matrix:**	Soil Vapor

	ppbv		ug/M^3				Date	
Analyses	**Result**	**Limit**	**Result**	**Limit**	**Qual**	**DF**	**Analyzed**	**CAS#**
VOLATILE ORGANICS IN AIR		**TO-15**					Analyst: JJ	
1,1,1-Trichloroethane	< 1.0	1.0	< 5.46	5.46		2	2/8/2017	71-55-6
1,1,2,2-Tetrachloroethane	< 1.0	1.0	< 6.87	6.87		2	2/8/2017	79-34-5
1,1,2-Trichloroethane	< 1.0	1.0	< 5.46	5.46		2	2/8/2017	79-00-5
1,1-Dichloroethane	< 1.0	1.0	< 4.05	4.05		2	2/8/2017	75-34-3
1,1-Dichloroethene	< 1.0	1.0	< 3.97	3.97		2	2/8/2017	75-35-4
1,2,4-Trichlorobenzene	< 4.0	4.0	< 29.7	29.7		2	2/8/2017	120-82-1
1,2,4-Trimethylbenzene	**1.1**	**1.0**	**5.22**	**4.92**		2	2/8/2017	95-63-6
1,2-Dibromoethane	< 1.0	1.0	< 7.68	7.68		2	2/8/2017	106-93-4
1,2-Dichlorobenzene	< 1.0	1.0	< 6.01	6.01		2	2/8/2017	95-50-1
1,2-Dichloroethane	< 1.0	1.0	< 4.05	4.05		2	2/8/2017	107-06-2
1,2-Dichloropropane	< 1.0	1.0	< 4.62	4.62		2	2/8/2017	78-87-5
1,3,5-Trimethylbenzene	< 1.0	1.0	< 4.92	4.92		2	2/8/2017	108-67-8
1,3-Butadiene	< 1.0	1.0	< 2.21	2.21		2	2/8/2017	106-99-0
1,3-Dichlorobenzene	< 1.0	1.0	< 6.01	6.01		2	2/8/2017	541-73-1
1,4-Dichlorobenzene	< 1.0	1.0	< 6.01	6.01		2	2/8/2017	106-46-7
1,4-Dioxane	< 4.0	4.0	< 14.4	14.4		2	2/8/2017	123-91-1
2,2,4-Trimethylpentane	< 1.0	1.0	< 4.66	4.66		2	2/8/2017	540-84-1
2-Butanone (MEK)	< 10	10	< 29.5	29.5		2	2/8/2017	78-93-3
2-Hexanone	< 10	10	< 41.0	41.0		2	2/8/2017	591-78-6
2-Propanol (IPA)	< 10	10	< 24.5	24.5		2	2/8/2017	67-63-0
4-Ethyltoluene	< 2.0	2.0	< 9.84	9.84		2	2/8/2017	622-96-8
4-Methyl-2-pentanone (MIK)	< 10	10	< 41.0	41.0		2	2/8/2017	108-10-1
Acetone	< 10	10	< 23.8	23.8		2	2/8/2017	67-64-1
Allyl chloride	< 2.0	2.0	< 6.26	6.26		2	2/8/2017	107-05-1
Benzene	< 1.0	1.0	< 3.19	3.19		2	2/8/2017	71-43-2
Benzyl chloride	< 4.0	4.0	< 20.7	20.7		2	2/8/2017	100-44-7
Bromodichloromethane	< 1.0	1.0	< 6.70	6.70		2	2/8/2017	75-27-4
Bromoethene(Vinyl Bromide)	< 1.0	1.0	< 4.37	4.37		2	2/8/2017	593-60-2
Bromoform	< 1.0	1.0	< 10.3	10.3		2	2/8/2017	75-25-2
Bromomethane	< 1.0	1.0	< 3.88	3.88		2	2/8/2017	74-83-9
Butyl benzene	< 2.0	2.0	< 11.0	11.0		2	2/8/2017	104-51-8
Carbon disulfide	< 4.0	4.0	< 12.4	12.4		2	2/8/2017	75-15-0
Carbon tetrachloride	< 1.0	1.0	< 6.29	6.29		2	2/8/2017	56-23-5
Chlorobenzene	< 1.0	1.0	< 4.60	4.60		2	2/8/2017	108-90-7
Chloroethane	< 1.0	1.0	< 2.64	2.64		2	2/8/2017	75-00-3
Chloroform	< 1.0	1.0	< 4.88	4.88		2	2/8/2017	67-66-3
Chloromethane	< 2.0	2.0	< 4.14	4.14		2	2/8/2017	74-87-3
cis-1,2-Dichloroethene	< 1.0	1.0	< 3.96	3.96		2	2/8/2017	156-59-2
cis-1,3-Dichloropropene	< 1.0	1.0	< 4.54	4.54		2	2/8/2017	542-75-6
Cyclohexane	< 1.0	1.0	< 3.44	3.44		2	2/8/2017	110-82-7
Dibromochloromethane	< 1.0	1.0	< 8.52	8.52		2	2/8/2017	124-48-1
Dichlorodifluoromethane(F-12)	< 2.0	2.0	< 9.90	9.90		2	2/8/2017	75-71-8
Dichlorotetrafluoroethane(F-114)	< 1.0	1.0	< 6.99	6.99		2	2/8/2017	76-14-2
Ethanol	< 10	10	< 18.8	18.8		2	2/8/2017	64-17-5
Ethyl Acetate	< 1.0	1.0	< 3.60	3.60		2	2/8/2017	141-78-6
Ethylbenzene	< 1.0	1.0	< 4.34	4.34		2	2/8/2017	100-41-4

Airtech Environmental Laboratories (AEL) - AZ 0740

4620 E.Elwood St., Suite 13, Phoenix, AZ 85040 480-968-5888 Fax 480-966-1888

Client:	Tetra Tech	**Client Sample ID:**	EE-13
Project:	Hwy 260 + Johnson Ln	**Project Number:**	--
Lab Order:	17A022	**Collection:**	1/24/2017
Lab ID:	06	**Matrix:**	Soil Vapor

Analyses	ppbv Result	ppbv Limit	ug/M^3 Result	ug/M^3 Limit	Qual	DF	Date Analyzed	CAS#
VOLATILE ORGANICS IN AIR		**TO-15**					Analyst: JJ	
Heptane	< 1.0	1.0	< 4.10	4.10		2	2/8/2017	142-82-5
Hexachlorobutadiene	< 2.0	2.0	< 21.3	21.3		2	2/8/2017	87-68-3
Hexane	< 2.0	2.0	< 7.04	7.04		2	2/8/2017	110-54-3
Isopropylbenzene	< 2.0	2.0	< 9.84	9.84		2	2/8/2017	98-82-8
m&p-Xylene	< 2.0	2.0	< 8.68	8.68		2	2/8/2017	179601-23-1
Methyl tert-butyl ether	< 4.0	4.0	< 14.4	14.4		2	2/8/2017	1634-04-4
Methylcyclohexane	< 2.0	2.0	< 8.04	8.04		2	2/8/2017	108-87-2
Methylene chloride	< 4.0	4.0	< 13.9	13.9		2	2/8/2017	75-09-2
Naphthalene	< 10	10	< 52.4	52.4		2	2/8/2017	91-20-3
Nonane	< 2.0	2.0	< 10.5	10.5		2	2/8/2017	111-84-2
Octane	< 2.0	2.0	< 9.34	9.34		2	2/8/2017	111-65-9
o-Xylene	< 1.0	1.0	< 4.34	4.34		2	2/8/2017	95-47-6
Propene (Propylene)	< 2.0	2.0	< 3.44	3.44		2	2/8/2017	115-07-1
Propylbenzene	< 2.0	2.0	< 9.84	9.84		2	2/8/2017	103-65-1
Sec-Butyl benzene	< 2.0	2.0	< 11.0	11.0		2	2/8/2017	135-98-8
Styrene	< 1.0	1.0	< 4.26	4.26		2	2/8/2017	100-42-5
Tert-Butyl benzene	< 2.0	2.0	< 11.0	11.0		2	2/8/2017	98-06-6
Tetrachloroethene	< 2.0	2.0	< 13.6	13.6		2	2/8/2017	127-18-4
Tetrahydrofuran	< 4.0	4.0	< 11.8	11.8		2	2/8/2017	109-99-9
Toluene	< 1.0	1.0	< 3.77	3.77		2	2/8/2017	108-88-3
trans-1,2-Dichloroethene	< 1.0	1.0	< 3.96	3.96		2	2/8/2017	156-60-5
trans-1,3-Dichloropropene	< 1.0	1.0	< 4.54	4.54		2	2/8/2017	542-75-6
Trichloroethene	< 1.0	1.0	< 5.37	5.37		2	2/8/2017	79-01-6
Trichlorofluoromethane(F-11)	< 1.0	1.0	< 5.62	5.62		2	2/8/2017	75-69-4
Trichlorotrifluoroethane(F-113)	< 1.0	1.0	< 7.66	7.66		2	2/8/2017	76-13-1
Vinyl acetate	< 1.0	1.0	< 3.52	3.52		2	2/8/2017	108-05-4
Vinyl chloride	< 1.0	1.0	< 2.56	2.56		2	2/8/2017	75-01-4
Surr: 4-Bromofluorobenzene	93.8	70-130	%REC					

Tentatively Identified Compounds (TIC's)

Difluoroethane	< 20	20	ppbv		T4	2	2/8/2017

Airtech Environmental Laboratories (AEL) - AZ 0740

4620 E.Elwood St., Suite 13, Phoenix, AZ 85040 480-968-5888 Fax 480-966-1888

Client:	Tetra Tech	**Client Sample ID:**	EE-14
Project:	Hwy 260 + Johnson Ln	**Project Number:**	--
Lab Order:	17A022	**Collection:**	1/24/2017
Lab ID:	07	**Matrix:**	Soil Vapor

	ppbv		ug/M^3				Date	
Analyses	**Result**	**Limit**	**Result**	**Limit**	**Qual**	**DF**	**Analyzed**	**CAS#**
VOLATILE ORGANICS IN AIR		**TO-15**					Analyst: JJ	
1,1,1-Trichloroethane	< 1.0	1.0	< 5.46	5.46		2	2/8/2017	71-55-6
1,1,2,2-Tetrachloroethane	< 1.0	1.0	< 6.87	6.87		2	2/8/2017	79-34-5
1,1,2-Trichloroethane	< 1.0	1.0	< 5.46	5.46		2	2/8/2017	79-00-5
1,1-Dichloroethane	< 1.0	1.0	< 4.05	4.05		2	2/8/2017	75-34-3
1,1-Dichloroethene	< 1.0	1.0	< 3.97	3.97		2	2/8/2017	75-35-4
1,2,4-Trichlorobenzene	< 4.0	4.0	< 29.7	29.7		2	2/8/2017	120-82-1
1,2,4-Trimethylbenzene	< 1.0	1.0	< 4.92	4.92		2	2/8/2017	95-63-6
1,2-Dibromoethane	< 1.0	1.0	< 7.68	7.68		2	2/8/2017	106-93-4
1,2-Dichlorobenzene	< 1.0	1.0	< 6.01	6.01		2	2/8/2017	95-50-1
1,2-Dichloroethane	< 1.0	1.0	< 4.05	4.05		2	2/8/2017	107-06-2
1,2-Dichloropropane	< 1.0	1.0	< 4.62	4.62		2	2/8/2017	78-87-5
1,3,5-Trimethylbenzene	< 1.0	1.0	< 4.92	4.92		2	2/8/2017	108-67-8
1,3-Butadiene	< 1.0	1.0	< 2.21	2.21		2	2/8/2017	106-99-0
1,3-Dichlorobenzene	< 1.0	1.0	< 6.01	6.01		2	2/8/2017	541-73-1
1,4-Dichlorobenzene	< 1.0	1.0	< 6.01	6.01		2	2/8/2017	106-46-7
1,4-Dioxane	< 4.0	4.0	< 14.4	14.4		2	2/8/2017	123-91-1
2,2,4-Trimethylpentane	< 1.0	1.0	< 4.66	4.66		2	2/8/2017	540-84-1
2-Butanone (MEK)	< 10	10	< 29.5	29.5		2	2/8/2017	78-93-3
2-Hexanone	< 10	10	< 41.0	41.0		2	2/8/2017	591-78-6
2-Propanol (IPA)	< 10	10	< 24.5	24.5		2	2/8/2017	67-63-0
4-Ethyltoluene	< 2.0	2.0	< 9.84	9.84		2	2/8/2017	622-96-8
4-Methyl-2-pentanone (MIK)	< 10	10	< 41.0	41.0		2	2/8/2017	108-10-1
Acetone	**23**	**10**	**54.8**	**23.8**		2	2/8/2017	67-64-1
Allyl chloride	< 2.0	2.0	< 6.26	6.26		2	2/8/2017	107-05-1
Benzene	**3.3**	**1.0**	**10.4**	**3.19**		2	2/8/2017	71-43-2
Benzyl chloride	< 4.0	4.0	< 20.7	20.7		2	2/8/2017	100-44-7
Bromodichloromethane	< 1.0	1.0	< 6.70	6.70		2	2/8/2017	75-27-4
Bromoethene(Vinyl Bromide)	< 1.0	1.0	< 4.37	4.37		2	2/8/2017	593-60-2
Bromoform	< 1.0	1.0	< 10.3	10.3		2	2/8/2017	75-25-2
Bromomethane	< 1.0	1.0	< 3.88	3.88		2	2/8/2017	74-83-9
Butyl benzene	< 2.0	2.0	< 11.0	11.0		2	2/8/2017	104-51-8
Carbon disulfide	< 4.0	4.0	< 12.4	12.4		2	2/8/2017	75-15-0
Carbon tetrachloride	< 1.0	1.0	< 6.29	6.29		2	2/8/2017	56-23-5
Chlorobenzene	< 1.0	1.0	< 4.60	4.60		2	2/8/2017	108-90-7
Chloroethane	< 1.0	1.0	< 2.64	2.64		2	2/8/2017	75-00-3
Chloroform	< 1.0	1.0	< 4.88	4.88		2	2/8/2017	67-66-3
Chloromethane	< 2.0	2.0	< 4.14	4.14		2	2/8/2017	74-87-3
cis-1,2-Dichloroethene	< 1.0	1.0	< 3.96	3.96		2	2/8/2017	156-59-2
cis-1,3-Dichloropropene	< 1.0	1.0	< 4.54	4.54		2	2/8/2017	542-75-6
Cyclohexane	< 1.0	1.0	< 3.44	3.44		2	2/8/2017	110-82-7
Dibromochloromethane	< 1.0	1.0	< 8.52	8.52		2	2/8/2017	124-48-1
Dichlorodifluoromethane(F-12)	< 2.0	2.0	< 9.90	9.90		2	2/8/2017	75-71-8
Dichlorotetrafluoroethane(F-114)	< 1.0	1.0	< 6.99	6.99		2	2/8/2017	76-14-2
Ethanol	< 10	10	< 18.8	18.8		2	2/8/2017	64-17-5
Ethyl Acetate	< 1.0	1.0	< 3.60	3.60		2	2/8/2017	141-78-6
Ethylbenzene	< 1.0	1.0	< 4.34	4.34		2	2/8/2017	100-41-4

Airtech Environmental Laboratories (AEL) - AZ 0740

4620 E.Elwood St., Suite 13, Phoenix, AZ 85040 480-968-5888 Fax 480-966-1888

Client:	Tetra Tech	**Client Sample ID:**	EE-14
Project:	Hwy 260 + Johnson Ln	**Project Number:**	--
Lab Order:	17A022	**Collection:**	1/24/2017
Lab ID:	07	**Matrix:**	Soil Vapor

Analyses	ppbv Result	ppbv Limit	ug/M^3 Result	ug/M^3 Limit	Qual	DF	Date Analyzed	CAS#
VOLATILE ORGANICS IN AIR		**TO-15**					Analyst: JJ	
Heptane	< 1.0	1.0	< 4.10	4.10		2	2/8/2017	142-82-5
Hexachlorobutadiene	< 2.0	2.0	< 21.3	21.3		2	2/8/2017	87-68-3
Hexane	< 2.0	2.0	< 7.04	7.04		2	2/8/2017	110-54-3
Isopropylbenzene	< 2.0	2.0	< 9.84	9.84		2	2/8/2017	98-82-8
m&p-Xylene	< 2.0	2.0	< 8.68	8.68		2	2/8/2017	179601-23-1
Methyl tert-butyl ether	< 4.0	4.0	< 14.4	14.4		2	2/8/2017	1634-04-4
Methylcyclohexane	< 2.0	2.0	< 8.04	8.04		2	2/8/2017	108-87-2
Methylene chloride	< 4.0	4.0	< 13.9	13.9		2	2/8/2017	75-09-2
Naphthalene	< 10	10	< 52.4	52.4		2	2/8/2017	91-20-3
Nonane	< 2.0	2.0	< 10.5	10.5		2	2/8/2017	111-84-2
Octane	**3.8**	**2.0**	**17.6**	**9.34**		2	2/8/2017	111-65-9
o-Xylene	< 1.0	1.0	< 4.34	4.34		2	2/8/2017	95-47-6
Propene (Propylene)	< 2.0	2.0	< 3.44	3.44		2	2/8/2017	115-07-1
Propylbenzene	< 2.0	2.0	< 9.84	9.84		2	2/8/2017	103-65-1
Sec-Butyl benzene	< 2.0	2.0	< 11.0	11.0		2	2/8/2017	135-98-8
Styrene	< 1.0	1.0	< 4.26	4.26		2	2/8/2017	100-42-5
Tert-Butyl benzene	< 2.0	2.0	< 11.0	11.0		2	2/8/2017	98-06-6
Tetrachloroethene	< 2.0	2.0	< 13.6	13.6		2	2/8/2017	127-18-4
Tetrahydrofuran	< 4.0	4.0	< 11.8	11.8		2	2/8/2017	109-99-9
Toluene	**1.6**	**1.0**	**5.88**	**3.77**		2	2/8/2017	108-88-3
trans-1,2-Dichloroethene	< 1.0	1.0	< 3.96	3.96		2	2/8/2017	156-60-5
trans-1,3-Dichloropropene	< 1.0	1.0	< 4.54	4.54		2	2/8/2017	542-75-6
Trichloroethene	< 1.0	1.0	< 5.37	5.37		2	2/8/2017	79-01-6
Trichlorofluoromethane(F-11)	< 1.0	1.0	< 5.62	5.62		2	2/8/2017	75-69-4
Trichlorotrifluoroethane(F-113)	< 1.0	1.0	< 7.66	7.66		2	2/8/2017	76-13-1
Vinyl acetate	< 1.0	1.0	< 3.52	3.52		2	2/8/2017	108-05-4
Vinyl chloride	< 1.0	1.0	< 2.56	2.56		2	2/8/2017	75-01-4
Surr: 4-Bromofluorobenzene	99.5	70-130	%REC					

Tentatively Identified Compounds (TIC's)

Difluoroethane	< 20	20	ppbv		T4	2	2/8/2017

Airtech Environmental Laboratories (AEL) - AZ 0740

4620 E.Elwood St., Suite 13, Phoenix, AZ 85040 480-968-5888 Fax 480-966-1888

Client:	Tetra Tech	**Client Sample ID:**	EE-18
Project:	Hwy 260 + Johnson Ln	**Project Number:**	--
Lab Order:	17A022	**Collection:**	1/24/2017
Lab ID:	08	**Matrix:**	Soil Vapor

	ppbv		ug/M^3				Date	
Analyses	**Result**	**Limit**	**Result**	**Limit**	**Qual**	**DF**	**Analyzed**	**CAS#**
VOLATILE ORGANICS IN AIR		**TO-15**					Analyst: JJ	
1,1,1-Trichloroethane	< 1.0	1.0	< 5.46	5.46		2	2/8/2017	71-55-6
1,1,2,2-Tetrachloroethane	< 1.0	1.0	< 6.87	6.87		2	2/8/2017	79-34-5
1,1,2-Trichloroethane	< 1.0	1.0	< 5.46	5.46		2	2/8/2017	79-00-5
1,1-Dichloroethane	< 1.0	1.0	< 4.05	4.05		2	2/8/2017	75-34-3
1,1-Dichloroethene	< 1.0	1.0	< 3.97	3.97		2	2/8/2017	75-35-4
1,2,4-Trichlorobenzene	< 4.0	4.0	< 29.7	29.7		2	2/8/2017	120-82-1
1,2,4-Trimethylbenzene	< 1.0	1.0	< 4.92	4.92		2	2/8/2017	95-63-6
1,2-Dibromoethane	< 1.0	1.0	< 7.68	7.68		2	2/8/2017	106-93-4
1,2-Dichlorobenzene	< 1.0	1.0	< 6.01	6.01		2	2/8/2017	95-50-1
1,2-Dichloroethane	< 1.0	1.0	< 4.05	4.05		2	2/8/2017	107-06-2
1,2-Dichloropropane	< 1.0	1.0	< 4.62	4.62		2	2/8/2017	78-87-5
1,3,5-Trimethylbenzene	< 1.0	1.0	< 4.92	4.92		2	2/8/2017	108-67-8
1,3-Butadiene	< 1.0	1.0	< 2.21	2.21		2	2/8/2017	106-99-0
1,3-Dichlorobenzene	< 1.0	1.0	< 6.01	6.01		2	2/8/2017	541-73-1
1,4-Dichlorobenzene	< 1.0	1.0	< 6.01	6.01		2	2/8/2017	106-46-7
1,4-Dioxane	< 4.0	4.0	< 14.4	14.4		2	2/8/2017	123-91-1
2,2,4-Trimethylpentane	< 1.0	1.0	< 4.66	4.66		2	2/8/2017	540-84-1
2-Butanone (MEK)	< 10	10	< 29.5	29.5		2	2/8/2017	78-93-3
2-Hexanone	< 10	10	< 41.0	41.0		2	2/8/2017	591-78-6
2-Propanol (IPA)	< 10	10	< 24.5	24.5		2	2/8/2017	67-63-0
4-Ethyltoluene	< 2.0	2.0	< 9.84	9.84		2	2/8/2017	622-96-8
4-Methyl-2-pentanone (MIK)	< 10	10	< 41.0	41.0		2	2/8/2017	108-10-1
Acetone	< 10	10	< 23.8	23.8		2	2/8/2017	67-64-1
Allyl chloride	< 2.0	2.0	< 6.26	6.26		2	2/8/2017	107-05-1
Benzene	**12**	**1.0**	**38.5**	**3.19**		2	2/8/2017	71-43-2
Benzyl chloride	< 4.0	4.0	< 20.7	20.7		2	2/8/2017	100-44-7
Bromodichloromethane	< 1.0	1.0	< 6.70	6.70		2	2/8/2017	75-27-4
Bromoethene(Vinyl Bromide)	< 1.0	1.0	< 4.37	4.37		2	2/8/2017	593-60-2
Bromoform	< 1.0	1.0	< 10.3	10.3		2	2/8/2017	75-25-2
Bromomethane	< 1.0	1.0	< 3.88	3.88		2	2/8/2017	74-83-9
Butyl benzene	< 2.0	2.0	< 11.0	11.0		2	2/8/2017	104-51-8
Carbon disulfide	< 4.0	4.0	< 12.4	12.4		2	2/8/2017	75-15-0
Carbon tetrachloride	< 1.0	1.0	< 6.29	6.29		2	2/8/2017	56-23-5
Chlorobenzene	< 1.0	1.0	< 4.60	4.60		2	2/8/2017	108-90-7
Chloroethane	< 1.0	1.0	< 2.64	2.64		2	2/8/2017	75-00-3
Chloroform	< 1.0	1.0	< 4.88	4.88		2	2/8/2017	67-66-3
Chloromethane	< 2.0	2.0	< 4.14	4.14		2	2/8/2017	74-87-3
cis-1,2-Dichloroethene	< 1.0	1.0	< 3.96	3.96		2	2/8/2017	156-59-2
cis-1,3-Dichloropropene	< 1.0	1.0	< 4.54	4.54		2	2/8/2017	542-75-6
Cyclohexane	< 1.0	1.0	< 3.44	3.44		2	2/8/2017	110-82-7
Dibromochloromethane	< 1.0	1.0	< 8.52	8.52		2	2/8/2017	124-48-1
Dichlorodifluoromethane(F-12)	< 2.0	2.0	< 9.90	9.90		2	2/8/2017	75-71-8
Dichlorotetrafluoroethane(F-114)	< 1.0	1.0	< 6.99	6.99		2	2/8/2017	76-14-2
Ethanol	< 10	10	< 18.8	18.8		2	2/8/2017	64-17-5
Ethyl Acetate	< 1.0	1.0	< 3.60	3.60		2	2/8/2017	141-78-6
Ethylbenzene	< 1.0	1.0	< 4.34	4.34		2	2/8/2017	100-41-4

Airtech Environmental Laboratories (AEL) - AZ 0740

4620 E.Elwood St., Suite 13, Phoenix, AZ 85040 480-968-5888 Fax 480-966-1888

Client:	Tetra Tech	**Client Sample ID:**	EE-18
Project:	Hwy 260 + Johnson Ln	**Project Number:**	--
Lab Order:	17A022	**Collection:**	1/24/2017
Lab ID:	08	**Matrix:**	Soil Vapor

Analyses	ppbv Result	ppbv Limit	ug/M^3 Result	ug/M^3 Limit	Qual	DF	Date Analyzed	CAS#
VOLATILE ORGANICS IN AIR		**TO-15**					Analyst: JJ	
Heptane	< 1.0	1.0	< 4.10	4.10		2	2/8/2017	142-82-5
Hexachlorobutadiene	< 2.0	2.0	< 21.3	21.3		2	2/8/2017	87-68-3
Hexane	**7.0**	**2.0**	**24.6**	**7.04**		2	2/8/2017	110-54-3
Isopropylbenzene	< 2.0	2.0	< 9.84	9.84		2	2/8/2017	98-82-8
m&p-Xylene	< 2.0	2.0	< 8.68	8.68		2	2/8/2017	179601-23-1
Methyl tert-butyl ether	< 4.0	4.0	< 14.4	14.4		2	2/8/2017	1634-04-4
Methylcyclohexane	< 2.0	2.0	< 8.04	8.04		2	2/8/2017	108-87-2
Methylene chloride	< 4.0	4.0	< 13.9	13.9		2	2/8/2017	75-09-2
Naphthalene	< 10	10	< 52.4	52.4		2	2/8/2017	91-20-3
Nonane	< 2.0	2.0	< 10.5	10.5		2	2/8/2017	111-84-2
Octane	< 2.0	2.0	< 9.34	9.34		2	2/8/2017	111-65-9
o-Xylene	< 1.0	1.0	< 4.34	4.34		2	2/8/2017	95-47-6
Propene (Propylene)	< 2.0	2.0	< 3.44	3.44		2	2/8/2017	115-07-1
Propylbenzene	< 2.0	2.0	< 9.84	9.84		2	2/8/2017	103-65-1
Sec-Butyl benzene	< 2.0	2.0	< 11.0	11.0		2	2/8/2017	135-98-8
Styrene	< 1.0	1.0	< 4.26	4.26		2	2/8/2017	100-42-5
Tert-Butyl benzene	< 2.0	2.0	< 11.0	11.0		2	2/8/2017	98-06-6
Tetrachloroethene	< 2.0	2.0	< 13.6	13.6		2	2/8/2017	127-18-4
Tetrahydrofuran	< 4.0	4.0	< 11.8	11.8		2	2/8/2017	109-99-9
Toluene	**4.8**	**1.0**	**18.2**	**3.77**		2	2/8/2017	108-88-3
trans-1,2-Dichloroethene	< 1.0	1.0	< 3.96	3.96		2	2/8/2017	156-60-5
trans-1,3-Dichloropropene	< 1.0	1.0	< 4.54	4.54		2	2/8/2017	542-75-6
Trichloroethene	< 1.0	1.0	< 5.37	5.37		2	2/8/2017	79-01-6
Trichlorofluoromethane(F-11)	< 1.0	1.0	< 5.62	5.62		2	2/8/2017	75-69-4
Trichlorotrifluoroethane(F-113)	< 1.0	1.0	< 7.66	7.66		2	2/8/2017	76-13-1
Vinyl acetate	< 1.0	1.0	< 3.52	3.52		2	2/8/2017	108-05-4
Vinyl chloride	< 1.0	1.0	< 2.56	2.56		2	2/8/2017	75-01-4
Surr: 4-Bromofluorobenzene	95.2	70-130	%REC					

Tentatively Identified Compounds (TIC's)

Difluoroethane	< 20	20	ppbv		T4	2	2/8/2017

Airtech Environmental Laboratories (AEL) - AZ 0740

4620 E.Elwood St., Suite 13, Phoenix, AZ 85040 480-968-5888 Fax 480-966-1888

Client:	Tetra Tech	**Client Sample ID:**	EE-19
Project:	Hwy 260 + Johnson Ln	**Project Number:**	--
Lab Order:	17A022	**Collection:**	1/24/2017
Lab ID:	09	**Matrix:**	Soil Vapor

	ppbv		ug/M^3				Date	
Analyses	**Result**	**Limit**	**Result**	**Limit**	**Qual**	**DF**	**Analyzed**	**CAS#**
VOLATILE ORGANICS IN AIR		**TO-15**					Analyst: JJ	
1,1,1-Trichloroethane	< 1.0	1.0	< 5.46	5.46		2	2/8/2017	71-55-6
1,1,2,2-Tetrachloroethane	< 1.0	1.0	< 6.87	6.87		2	2/8/2017	79-34-5
1,1,2-Trichloroethane	< 1.0	1.0	< 5.46	5.46		2	2/8/2017	79-00-5
1,1-Dichloroethane	< 1.0	1.0	< 4.05	4.05		2	2/8/2017	75-34-3
1,1-Dichloroethene	< 1.0	1.0	< 3.97	3.97		2	2/8/2017	75-35-4
1,2,4-Trichlorobenzene	< 4.0	4.0	< 29.7	29.7		2	2/8/2017	120-82-1
1,2,4-Trimethylbenzene	< 1.0	1.0	< 4.92	4.92		2	2/8/2017	95-63-6
1,2-Dibromoethane	< 1.0	1.0	< 7.68	7.68		2	2/8/2017	106-93-4
1,2-Dichlorobenzene	< 1.0	1.0	< 6.01	6.01		2	2/8/2017	95-50-1
1,2-Dichloroethane	< 1.0	1.0	< 4.05	4.05		2	2/8/2017	107-06-2
1,2-Dichloropropane	< 1.0	1.0	< 4.62	4.62		2	2/8/2017	78-87-5
1,3,5-Trimethylbenzene	< 1.0	1.0	< 4.92	4.92		2	2/8/2017	108-67-8
1,3-Butadiene	< 1.0	1.0	< 2.21	2.21		2	2/8/2017	106-99-0
1,3-Dichlorobenzene	< 1.0	1.0	< 6.01	6.01		2	2/8/2017	541-73-1
1,4-Dichlorobenzene	< 1.0	1.0	< 6.01	6.01		2	2/8/2017	106-46-7
1,4-Dioxane	< 4.0	4.0	< 14.4	14.4		2	2/8/2017	123-91-1
2,2,4-Trimethylpentane	**63**	**1.0**	**293**	**4.66**		2	2/8/2017	540-84-1
2-Butanone (MEK)	< 10	10	< 29.5	29.5		2	2/8/2017	78-93-3
2-Hexanone	< 10	10	< 41.0	41.0		2	2/8/2017	591-78-6
2-Propanol (IPA)	< 10	10	< 24.5	24.5		2	2/8/2017	67-63-0
4-Ethyltoluene	< 2.0	2.0	< 9.84	9.84		2	2/8/2017	622-96-8
4-Methyl-2-pentanone (MIK)	< 10	10	< 41.0	41.0		2	2/8/2017	108-10-1
Acetone	< 10	10	< 23.8	23.8		2	2/8/2017	67-64-1
Allyl chloride	< 2.0	2.0	< 6.26	6.26		2	2/8/2017	107-05-1
Benzene	**3.1**	**1.0**	**9.95**	**3.19**		2	2/8/2017	71-43-2
Benzyl chloride	< 4.0	4.0	< 20.7	20.7		2	2/8/2017	100-44-7
Bromodichloromethane	< 1.0	1.0	< 6.70	6.70		2	2/8/2017	75-27-4
Bromoethene(Vinyl Bromide)	< 1.0	1.0	< 4.37	4.37		2	2/8/2017	593-60-2
Bromoform	< 1.0	1.0	< 10.3	10.3		2	2/8/2017	75-25-2
Bromomethane	< 1.0	1.0	< 3.88	3.88		2	2/8/2017	74-83-9
Butyl benzene	< 2.0	2.0	< 11.0	11.0		2	2/8/2017	104-51-8
Carbon disulfide	< 4.0	4.0	< 12.4	12.4		2	2/8/2017	75-15-0
Carbon tetrachloride	< 1.0	1.0	< 6.29	6.29		2	2/8/2017	56-23-5
Chlorobenzene	< 1.0	1.0	< 4.60	4.60		2	2/8/2017	108-90-7
Chloroethane	< 1.0	1.0	< 2.64	2.64		2	2/8/2017	75-00-3
Chloroform	< 1.0	1.0	< 4.88	4.88		2	2/8/2017	67-66-3
Chloromethane	< 2.0	2.0	< 4.14	4.14		2	2/8/2017	74-87-3
cis-1,2-Dichloroethene	< 1.0	1.0	< 3.96	3.96		2	2/8/2017	156-59-2
cis-1,3-Dichloropropene	< 1.0	1.0	< 4.54	4.54		2	2/8/2017	542-75-6
Cyclohexane	< 1.0	1.0	< 3.44	3.44		2	2/8/2017	110-82-7
Dibromochloromethane	< 1.0	1.0	< 8.52	8.52		2	2/8/2017	124-48-1
Dichlorodifluoromethane(F-12)	< 2.0	2.0	< 9.90	9.90		2	2/8/2017	75-71-8
Dichlorotetrafluoroethane(F-114)	< 1.0	1.0	< 6.99	6.99		2	2/8/2017	76-14-2
Ethanol	< 10	10	< 18.8	18.8		2	2/8/2017	64-17-5
Ethyl Acetate	< 1.0	1.0	< 3.60	3.60		2	2/8/2017	141-78-6
Ethylbenzene	< 1.0	1.0	< 4.34	4.34		2	2/8/2017	100-41-4

Airtech Environmental Laboratories (AEL) - AZ 0740

4620 E.Elwood St., Suite 13, Phoenix, AZ 85040 480-968-5888 Fax 480-966-1888

Client:	Tetra Tech	**Client Sample ID:**	EE-19
Project:	Hwy 260 + Johnson Ln	**Project Number:**	--
Lab Order:	17A022	**Collection:**	1/24/2017
Lab ID:	09	**Matrix:**	Soil Vapor

Analyses	ppbv Result	ppbv Limit	ug/M^3 Result	ug/M^3 Limit	Qual	DF	Date Analyzed	CAS#
VOLATILE ORGANICS IN AIR		**TO-15**					Analyst: JJ	
Heptane	< 1.0	1.0	< 4.10	4.10		2	2/8/2017	142-82-5
Hexachlorobutadiene	< 2.0	2.0	< 21.3	21.3		2	2/8/2017	87-68-3
Hexane	**9.6**	**2.0**	**33.9**	**7.04**		2	2/8/2017	110-54-3
Isopropylbenzene	< 2.0	2.0	< 9.84	9.84		2	2/8/2017	98-82-8
m&p-Xylene	< 2.0	2.0	< 8.68	8.68		2	2/8/2017	179601-23-1
Methyl tert-butyl ether	< 4.0	4.0	< 14.4	14.4		2	2/8/2017	1634-04-4
Methylcyclohexane	**2.3**	**2.0**	**9.41**	**8.04**		2	2/8/2017	108-87-2
Methylene chloride	< 4.0	4.0	< 13.9	13.9		2	2/8/2017	75-09-2
Naphthalene	< 10	10	< 52.4	52.4		2	2/8/2017	91-20-3
Nonane	< 2.0	2.0	< 10.5	10.5		2	2/8/2017	111-84-2
Octane	**3.7**	**2.0**	**17.3**	**9.34**		2	2/8/2017	111-65-9
o-Xylene	< 1.0	1.0	< 4.34	4.34		2	2/8/2017	95-47-6
Propene (Propylene)	< 2.0	2.0	< 3.44	3.44		2	2/8/2017	115-07-1
Propylbenzene	< 2.0	2.0	< 9.84	9.84		2	2/8/2017	103-65-1
Sec-Butyl benzene	< 2.0	2.0	< 11.0	11.0		2	2/8/2017	135-98-8
Styrene	< 1.0	1.0	< 4.26	4.26		2	2/8/2017	100-42-5
Tert-Butyl benzene	< 2.0	2.0	< 11.0	11.0		2	2/8/2017	98-06-6
Tetrachloroethene	< 2.0	2.0	< 13.6	13.6		2	2/8/2017	127-18-4
Tetrahydrofuran	< 4.0	4.0	< 11.8	11.8		2	2/8/2017	109-99-9
Toluene	**2.1**	**1.0**	**7.77**	**3.77**		2	2/8/2017	108-88-3
trans-1,2-Dichloroethene	< 1.0	1.0	< 3.96	3.96		2	2/8/2017	156-60-5
trans-1,3-Dichloropropene	< 1.0	1.0	< 4.54	4.54		2	2/8/2017	542-75-6
Trichloroethene	< 1.0	1.0	< 5.37	5.37		2	2/8/2017	79-01-6
Trichlorofluoromethane(F-11)	< 1.0	1.0	< 5.62	5.62		2	2/8/2017	75-69-4
Trichlorotrifluoroethane(F-113)	< 1.0	1.0	< 7.66	7.66		2	2/8/2017	76-13-1
Vinyl acetate	< 1.0	1.0	< 3.52	3.52		2	2/8/2017	108-05-4
Vinyl chloride	< 1.0	1.0	< 2.56	2.56		2	2/8/2017	75-01-4
Surr: 4-Bromofluorobenzene	96.7	70-130	%REC					

Tentatively Identified Compounds (TIC's)

Difluoroethane	< 20	20	ppbv		T4	2	2/8/2017

Airtech Environmental Laboratories (AEL) - AZ 0740

4620 E.Elwood St., Suite 13, Phoenix, AZ 85040 480-968-5888 Fax 480-966-1888

Client:	Tetra Tech	**Client Sample ID:**	EE-20
Project:	Hwy 260 + Johnson Ln	**Project Number:**	--
Lab Order:	17A022	**Collection:**	1/24/2017
Lab ID:	10	**Matrix:**	Soil Vapor

	ppbv		ug/M^3				Date	
Analyses	**Result**	**Limit**	**Result**	**Limit**	**Qual**	**DF**	**Analyzed**	**CAS#**
VOLATILE ORGANICS IN AIR		**TO-15**					Analyst: JJ	
1,1,1-Trichloroethane	< 1.0	1.0	< 5.46	5.46		2	2/7/2017	71-55-6
1,1,2,2-Tetrachloroethane	< 1.0	1.0	< 6.87	6.87		2	2/7/2017	79-34-5
1,1,2-Trichloroethane	< 1.0	1.0	< 5.46	5.46		2	2/7/2017	79-00-5
1,1-Dichloroethane	< 1.0	1.0	< 4.05	4.05		2	2/7/2017	75-34-3
1,1-Dichloroethene	< 1.0	1.0	< 3.97	3.97		2	2/7/2017	75-35-4
1,2,4-Trichlorobenzene	< 4.0	4.0	< 29.7	29.7		2	2/7/2017	120-82-1
1,2,4-Trimethylbenzene	**1.3**	**1.0**	**6.49**	**4.92**		2	2/7/2017	95-63-6
1,2-Dibromoethane	< 1.0	1.0	< 7.68	7.68		2	2/7/2017	106-93-4
1,2-Dichlorobenzene	< 1.0	1.0	< 6.01	6.01		2	2/7/2017	95-50-1
1,2-Dichloroethane	< 1.0	1.0	< 4.05	4.05		2	2/7/2017	107-06-2
1,2-Dichloropropane	< 1.0	1.0	< 4.62	4.62		2	2/7/2017	78-87-5
1,3,5-Trimethylbenzene	< 1.0	1.0	< 4.92	4.92		2	2/7/2017	108-67-8
1,3-Butadiene	< 1.0	1.0	< 2.21	2.21		2	2/7/2017	106-99-0
1,3-Dichlorobenzene	< 1.0	1.0	< 6.01	6.01		2	2/7/2017	541-73-1
1,4-Dichlorobenzene	< 1.0	1.0	< 6.01	6.01		2	2/7/2017	106-46-7
1,4-Dioxane	< 4.0	4.0	< 14.4	14.4		2	2/7/2017	123-91-1
2,2,4-Trimethylpentane	< 1.0	1.0	< 4.66	4.66		2	2/7/2017	540-84-1
2-Butanone (MEK)	< 10	10	< 29.5	29.5		2	2/7/2017	78-93-3
2-Hexanone	< 10	10	< 41.0	41.0		2	2/7/2017	591-78-6
2-Propanol (IPA)	< 10	10	< 24.5	24.5		2	2/7/2017	67-63-0
4-Ethyltoluene	< 2.0	2.0	< 9.84	9.84		2	2/7/2017	622-96-8
4-Methyl-2-pentanone (MIK)	< 10	10	< 41.0	41.0		2	2/7/2017	108-10-1
Acetone	< 10	10	< 23.8	23.8		2	2/7/2017	67-64-1
Allyl chloride	< 2.0	2.0	< 6.26	6.26		2	2/7/2017	107-05-1
Benzene	**2.0**	**1.0**	**6.44**	**3.19**		2	2/7/2017	71-43-2
Benzyl chloride	< 4.0	4.0	< 20.7	20.7		2	2/7/2017	100-44-7
Bromodichloromethane	< 1.0	1.0	< 6.70	6.70		2	2/7/2017	75-27-4
Bromoethene(Vinyl Bromide)	< 1.0	1.0	< 4.37	4.37		2	2/7/2017	593-60-2
Bromoform	< 1.0	1.0	< 10.3	10.3		2	2/7/2017	75-25-2
Bromomethane	< 1.0	1.0	< 3.88	3.88		2	2/7/2017	74-83-9
Butyl benzene	< 2.0	2.0	< 11.0	11.0		2	2/7/2017	104-51-8
Carbon disulfide	< 4.0	4.0	< 12.4	12.4		2	2/7/2017	75-15-0
Carbon tetrachloride	< 1.0	1.0	< 6.29	6.29		2	2/7/2017	56-23-5
Chlorobenzene	< 1.0	1.0	< 4.60	4.60		2	2/7/2017	108-90-7
Chloroethane	< 1.0	1.0	< 2.64	2.64		2	2/7/2017	75-00-3
Chloroform	< 1.0	1.0	< 4.88	4.88		2	2/7/2017	67-66-3
Chloromethane	< 2.0	2.0	< 4.14	4.14		2	2/7/2017	74-87-3
cis-1,2-Dichloroethene	< 1.0	1.0	< 3.96	3.96		2	2/7/2017	156-59-2
cis-1,3-Dichloropropene	< 1.0	1.0	< 4.54	4.54		2	2/7/2017	542-75-6
Cyclohexane	< 1.0	1.0	< 3.44	3.44		2	2/7/2017	110-82-7
Dibromochloromethane	< 1.0	1.0	< 8.52	8.52		2	2/7/2017	124-48-1
Dichlorodifluoromethane(F-12)	< 2.0	2.0	< 9.90	9.90		2	2/7/2017	75-71-8
Dichlorotetrafluoroethane(F-114)	< 1.0	1.0	< 6.99	6.99		2	2/7/2017	76-14-2
Ethanol	< 10	10	< 18.8	18.8		2	2/7/2017	64-17-5
Ethyl Acetate	< 1.0	1.0	< 3.60	3.60		2	2/7/2017	141-78-6
Ethylbenzene	< 1.0	1.0	< 4.34	4.34		2	2/7/2017	100-41-4

Airtech Environmental Laboratories (AEL) - AZ 0740

4620 E.Elwood St., Suite 13, Phoenix, AZ 85040 480-968-5888 Fax 480-966-1888

Client:	Tetra Tech	**Client Sample ID:**	EE-20
Project:	Hwy 260 + Johnson Ln	**Project Number:**	--
Lab Order:	17A022	**Collection:**	1/24/2017
Lab ID:	10	**Matrix:**	Soil Vapor

Analyses	ppbv Result	ppbv Limit	ug/M^3 Result	ug/M^3 Limit	Qual	DF	Date Analyzed	CAS#
VOLATILE ORGANICS IN AIR		**TO-15**					Analyst: JJ	
Heptane	< 1.0	1.0	< 4.10	4.10		2	2/7/2017	142-82-5
Hexachlorobutadiene	< 2.0	2.0	< 21.3	21.3		2	2/7/2017	87-68-3
Hexane	< 2.0	2.0	< 7.04	7.04		2	2/7/2017	110-54-3
Isopropylbenzene	< 2.0	2.0	< 9.84	9.84		2	2/7/2017	98-82-8
m&p-Xylene	< 2.0	2.0	< 8.68	8.68		2	2/7/2017	179601-23-1
Methyl tert-butyl ether	< 4.0	4.0	< 14.4	14.4		2	2/7/2017	1634-04-4
Methylcyclohexane	< 2.0	2.0	< 8.04	8.04		2	2/7/2017	108-87-2
Methylene chloride	< 4.0	4.0	< 13.9	13.9		2	2/7/2017	75-09-2
Naphthalene	< 10	10	< 52.4	52.4		2	2/7/2017	91-20-3
Nonane	< 2.0	2.0	< 10.5	10.5		2	2/7/2017	111-84-2
Octane	< 2.0	2.0	< 9.34	9.34		2	2/7/2017	111-65-9
o-Xylene	< 1.0	1.0	< 4.34	4.34		2	2/7/2017	95-47-6
Propene (Propylene)	< 2.0	2.0	< 3.44	3.44		2	2/7/2017	115-07-1
Propylbenzene	< 2.0	2.0	< 9.84	9.84		2	2/7/2017	103-65-1
Sec-Butyl benzene	< 2.0	2.0	< 11.0	11.0		2	2/7/2017	135-98-8
Styrene	< 1.0	1.0	< 4.26	4.26		2	2/7/2017	100-42-5
Tert-Butyl benzene	< 2.0	2.0	< 11.0	11.0		2	2/7/2017	98-06-6
Tetrachloroethene	< 2.0	2.0	< 13.6	13.6		2	2/7/2017	127-18-4
Tetrahydrofuran	< 4.0	4.0	< 11.8	11.8		2	2/7/2017	109-99-9
Toluene	**2.4**	**1.0**	**8.90**	**3.77**		2	2/7/2017	108-88-3
trans-1,2-Dichloroethene	< 1.0	1.0	< 3.96	3.96		2	2/7/2017	156-60-5
trans-1,3-Dichloropropene	< 1.0	1.0	< 4.54	4.54		2	2/7/2017	542-75-6
Trichloroethene	< 1.0	1.0	< 5.37	5.37		2	2/7/2017	79-01-6
Trichlorofluoromethane(F-11)	< 1.0	1.0	< 5.62	5.62		2	2/7/2017	75-69-4
Trichlorotrifluoroethane(F-113)	< 1.0	1.0	< 7.66	7.66		2	2/7/2017	76-13-1
Vinyl acetate	< 1.0	1.0	< 3.52	3.52		2	2/7/2017	108-05-4
Vinyl chloride	< 1.0	1.0	< 2.56	2.56		2	2/7/2017	75-01-4
Surr: 4-Bromofluorobenzene	88.4	70-130	%REC					

Tentatively Identified Compounds (TIC's)

Difluoroethane	< 20	20	ppbv		T4	2	2/7/2017

Airtech Environmental Laboratories (AEL) - AZ 0740

4620 E.Elwood St., Suite 13, Phoenix, AZ 85040 480-968-5888 Fax 480-966-1888

Client:	Tetra Tech	**Client Sample ID:**	E&E - Ambient Air
Project:	Hwy 260 + Johnson Ln	**Project Number:**	--
Lab Order:	17A022	**Collection:**	1/24/2017
Lab ID:	11	**Matrix:**	Ambient Air

	ppbv		ug/M^3				Date	
Analyses	**Result**	**Limit**	**Result**	**Limit**	**Qual**	**DF**	**Analyzed**	**CAS#**
VOLATILE ORGANICS IN AIR		**TO-15**					Analyst: JJ	
1,1,1-Trichloroethane	< 0.5	0.5	< 2.73	2.73		1	2/7/2017	71-55-6
1,1,2,2-Tetrachloroethane	< 0.5	0.5	< 3.44	3.44		1	2/7/2017	79-34-5
1,1,2-Trichloroethane	< 0.5	0.5	< 2.73	2.73		1	2/7/2017	79-00-5
1,1-Dichloroethane	< 0.5	0.5	< 2.03	2.03		1	2/7/2017	75-34-3
1,1-Dichloroethene	< 0.5	0.5	< 1.99	1.99		1	2/7/2017	75-35-4
1,2,4-Trichlorobenzene	< 2.0	2.0	< 14.8	14.8		1	2/7/2017	120-82-1
1,2,4-Trimethylbenzene	< 0.5	0.5	< 2.46	2.46		1	2/7/2017	95-63-6
1,2-Dibromoethane	< 0.5	0.5	< 3.84	3.84		1	2/7/2017	106-93-4
1,2-Dichlorobenzene	< 0.5	0.5	< 3.01	3.01		1	2/7/2017	95-50-1
1,2-Dichloroethane	< 0.5	0.5	< 2.03	2.03		1	2/7/2017	107-06-2
1,2-Dichloropropane	< 0.5	0.5	< 2.31	2.31		1	2/7/2017	78-87-5
1,3,5-Trimethylbenzene	< 0.5	0.5	< 2.46	2.46		1	2/7/2017	108-67-8
1,3-Butadiene	< 0.5	0.5	< 1.11	1.11		1	2/7/2017	106-99-0
1,3-Dichlorobenzene	< 0.5	0.5	< 3.01	3.01		1	2/7/2017	541-73-1
1,4-Dichlorobenzene	< 0.5	0.5	< 3.01	3.01		1	2/7/2017	106-46-7
1,4-Dioxane	< 2.0	2.0	< 7.20	7.20		1	2/7/2017	123-91-1
2,2,4-Trimethylpentane	< 0.5	0.5	< 2.33	2.33		1	2/7/2017	540-84-1
2-Butanone (MEK)	< 5.0	5.0	< 14.8	14.8		1	2/7/2017	78-93-3
2-Hexanone	< 5.0	5.0	< 20.5	20.5		1	2/7/2017	591-78-6
2-Propanol (IPA)	< 5.0	5.0	< 12.3	12.3		1	2/7/2017	67-63-0
4-Ethyltoluene	< 1.0	1.0	< 4.92	4.92		1	2/7/2017	622-96-8
4-Methyl-2-pentanone (MIK)	< 5.0	5.0	< 20.5	20.5		1	2/7/2017	108-10-1
Acetone	< 5.0	5.0	< 11.9	11.9		1	2/7/2017	67-64-1
Allyl chloride	< 1.0	1.0	< 3.13	3.13		1	2/7/2017	107-05-1
Benzene	< 0.5	0.5	< 1.60	1.60		1	2/7/2017	71-43-2
Benzyl chloride	< 2.0	2.0	< 10.4	10.4		1	2/7/2017	100-44-7
Bromodichloromethane	< 0.5	0.5	< 3.35	3.35		1	2/7/2017	75-27-4
Bromoethene(Vinyl Bromide)	< 0.5	0.5	< 2.19	2.19		1	2/7/2017	593-60-2
Bromoform	< 0.5	0.5	< 5.17	5.17		1	2/7/2017	75-25-2
Bromomethane	< 0.5	0.5	< 1.94	1.94		1	2/7/2017	74-83-9
Butyl benzene	< 1.0	1.0	< 5.49	5.49		1	2/7/2017	104-51-8
Carbon disulfide	< 2.0	2.0	< 6.22	6.22		1	2/7/2017	75-15-0
Carbon tetrachloride	< 0.5	0.5	< 3.15	3.15		1	2/7/2017	56-23-5
Chlorobenzene	< 0.5	0.5	< 2.30	2.30		1	2/7/2017	108-90-7
Chloroethane	< 0.5	0.5	< 1.32	1.32		1	2/7/2017	75-00-3
Chloroform	< 0.5	0.5	< 2.44	2.44		1	2/7/2017	67-66-3
Chloromethane	< 1.0	1.0	< 2.07	2.07		1	2/7/2017	74-87-3
cis-1,2-Dichloroethene	< 0.5	0.5	< 1.98	1.98		1	2/7/2017	156-59-2
cis-1,3-Dichloropropene	< 0.5	0.5	< 2.27	2.27		1	2/7/2017	542-75-6
Cyclohexane	< 0.5	0.5	< 1.72	1.72		1	2/7/2017	110-82-7
Dibromochloromethane	< 0.5	0.5	< 4.26	4.26		1	2/7/2017	124-48-1
Dichlorodifluoromethane(F-12)	< 1.0	1.0	< 4.95	4.95		1	2/7/2017	75-71-8
Dichlorotetrafluoroethane(F-114)	< 0.5	0.5	< 3.50	3.50		1	2/7/2017	76-14-2
Ethanol	< 5.0	5.0	< 9.40	9.40		1	2/7/2017	64-17-5
Ethyl Acetate	< 0.5	0.5	< 1.80	1.80		1	2/7/2017	141-78-6
Ethylbenzene	< 0.5	0.5	< 2.17	2.17		1	2/7/2017	100-41-4

Airtech Environmental Laboratories (AEL) - AZ 0740

4620 E.Elwood St., Suite 13, Phoenix, AZ 85040 480-968-5888 Fax 480-966-1888

Client:	Tetra Tech	**Client Sample ID:**	E&E - Ambient Air
Project:	Hwy 260 + Johnson Ln	**Project Number:**	--
Lab Order:	17A022	**Collection:**	1/24/2017
Lab ID:	11	**Matrix:**	Ambient Air

	ppbv		ug/M^3				Date	
Analyses	**Result**	**Limit**	**Result**	**Limit**	**Qual**	**DF**	**Analyzed**	**CAS#**
VOLATILE ORGANICS IN AIR		**TO-15**					Analyst: JJ	
Heptane	< 0.5	0.5	< 2.05	2.05		1	2/7/2017	142-82-5
Hexachlorobutadiene	< 1.0	1.0	< 10.7	10.7		1	2/7/2017	87-68-3
Hexane	< 1.0	1.0	< 3.52	3.52		1	2/7/2017	110-54-3
Isopropylbenzene	< 1.0	1.0	< 4.92	4.92		1	2/7/2017	98-82-8
m&p-Xylene	< 1.0	1.0	< 4.34	4.34		1	2/7/2017	179601-23-1
Methyl tert-butyl ether	< 2.0	2.0	< 7.22	7.22		1	2/7/2017	1634-04-4
Methylcyclohexane	< 1.0	1.0	< 4.02	4.02		1	2/7/2017	108-87-2
Methylene chloride	< 2.0	2.0	< 6.94	6.94		1	2/7/2017	75-09-2
Naphthalene	< 5.0	5.0	< 26.2	26.2		1	2/7/2017	91-20-3
Nonane	< 1.0	1.0	< 5.24	5.24		1	2/7/2017	111-84-2
Octane	< 1.0	1.0	< 4.67	4.67		1	2/7/2017	111-65-9
o-Xylene	< 0.5	0.5	< 2.17	2.17		1	2/7/2017	95-47-6
Propene (Propylene)	< 1.0	1.0	< 1.72	1.72		1	2/7/2017	115-07-1
Propylbenzene	< 1.0	1.0	< 4.92	4.92		1	2/7/2017	103-65-1
Sec-Butyl benzene	< 1.0	1.0	< 5.49	5.49		1	2/7/2017	135-98-8
Styrene	< 0.5	0.5	< 2.13	2.13		1	2/7/2017	100-42-5
Tert-Butyl benzene	< 1.0	1.0	< 5.49	5.49		1	2/7/2017	98-06-6
Tetrachloroethene	< 1.0	1.0	< 6.78	6.78		1	2/7/2017	127-18-4
Tetrahydrofuran	< 2.0	2.0	< 5.90	5.90		1	2/7/2017	109-99-9
Toluene	< 0.5	0.5	< 1.89	1.89		1	2/7/2017	108-88-3
trans-1,2-Dichloroethene	< 0.5	0.5	< 1.98	1.98		1	2/7/2017	156-60-5
trans-1,3-Dichloropropene	< 0.5	0.5	< 2.27	2.27		1	2/7/2017	542-75-6
Trichloroethene	< 0.5	0.5	< 2.69	2.69		1	2/7/2017	79-01-6
Trichlorofluoromethane(F-11)	< 0.5	0.5	< 2.81	2.81		1	2/7/2017	75-69-4
Trichlorotrifluoroethane(F-113)	< 0.5	0.5	< 3.83	3.83		1	2/7/2017	76-13-1
Vinyl acetate	< 0.5	0.5	< 1.76	1.76		1	2/7/2017	108-05-4
Vinyl chloride	< 0.5	0.5	< 1.28	1.28		1	2/7/2017	75-01-4
Surr: 4-Bromofluorobenzene	87.3	70-130	%REC					

Airtech Environmental Laboratories (AEL) - AZ 0740

4620 E.Elwood St., Suite 13, Phoenix, AZ 85040 480-968-5888 Fax 480-966-1888

Client:	Tetra Tech	**Client Sample ID:**	E&E - Dup
Project:	Hwy 260 + Johnson Ln	**Project Number:**	--
Lab Order:	17A022	**Collection:**	1/24/2017
Lab ID:	12	**Matrix:**	Soil Vapor

	ppbv		ug/M^3				Date	
Analyses	**Result**	**Limit**	**Result**	**Limit**	**Qual**	**DF**	**Analyzed**	**CAS#**
VOLATILE ORGANICS IN AIR		**TO-15**					Analyst: JJ	
1,1,1-Trichloroethane	< 1.0	1.0	< 5.46	5.46		2	2/7/2017	71-55-6
1,1,2,2-Tetrachloroethane	< 1.0	1.0	< 6.87	6.87		2	2/7/2017	79-34-5
1,1,2-Trichloroethane	< 1.0	1.0	< 5.46	5.46		2	2/7/2017	79-00-5
1,1-Dichloroethane	< 1.0	1.0	< 4.05	4.05		2	2/7/2017	75-34-3
1,1-Dichloroethene	< 1.0	1.0	< 3.97	3.97		2	2/7/2017	75-35-4
1,2,4-Trichlorobenzene	< 4.0	4.0	< 29.7	29.7		2	2/7/2017	120-82-1
1,2,4-Trimethylbenzene	**3.8**	**1.0**	**18.7**	**4.92**		2	2/7/2017	95-63-6
1,2-Dibromoethane	< 1.0	1.0	< 7.68	7.68		2	2/7/2017	106-93-4
1,2-Dichlorobenzene	< 1.0	1.0	< 6.01	6.01		2	2/7/2017	95-50-1
1,2-Dichloroethane	< 1.0	1.0	< 4.05	4.05		2	2/7/2017	107-06-2
1,2-Dichloropropane	< 1.0	1.0	< 4.62	4.62		2	2/7/2017	78-87-5
1,3,5-Trimethylbenzene	**1.5**	**1.0**	**7.28**	**4.92**		2	2/7/2017	108-67-8
1,3-Butadiene	< 1.0	1.0	< 2.21	2.21		2	2/7/2017	106-99-0
1,3-Dichlorobenzene	< 1.0	1.0	< 6.01	6.01		2	2/7/2017	541-73-1
1,4-Dichlorobenzene	< 1.0	1.0	< 6.01	6.01		2	2/7/2017	106-46-7
1,4-Dioxane	< 4.0	4.0	< 14.4	14.4		2	2/7/2017	123-91-1
2,2,4-Trimethylpentane	< 1.0	1.0	< 4.66	4.66		2	2/7/2017	540-84-1
2-Butanone (MEK)	< 10	10	< 29.5	29.5		2	2/7/2017	78-93-3
2-Hexanone	< 10	10	< 41.0	41.0		2	2/7/2017	591-78-6
2-Propanol (IPA)	< 10	10	< 24.5	24.5		2	2/7/2017	67-63-0
4-Ethyltoluene	< 2.0	2.0	< 9.84	9.84		2	2/7/2017	622-96-8
4-Methyl-2-pentanone (MIK)	< 10	10	< 41.0	41.0		2	2/7/2017	108-10-1
Acetone	< 10	10	< 23.8	23.8		2	2/7/2017	67-64-1
Allyl chloride	< 2.0	2.0	< 6.26	6.26		2	2/7/2017	107-05-1
Benzene	**6.9**	**1.0**	**22.1**	**3.19**		2	2/7/2017	71-43-2
Benzyl chloride	< 4.0	4.0	< 20.7	20.7		2	2/7/2017	100-44-7
Bromodichloromethane	< 1.0	1.0	< 6.70	6.70		2	2/7/2017	75-27-4
Bromoethene(Vinyl Bromide)	< 1.0	1.0	< 4.37	4.37		2	2/7/2017	593-60-2
Bromoform	< 1.0	1.0	< 10.3	10.3		2	2/7/2017	75-25-2
Bromomethane	< 1.0	1.0	< 3.88	3.88		2	2/7/2017	74-83-9
Butyl benzene	< 2.0	2.0	< 11.0	11.0		2	2/7/2017	104-51-8
Carbon disulfide	< 4.0	4.0	< 12.4	12.4		2	2/7/2017	75-15-0
Carbon tetrachloride	< 1.0	1.0	< 6.29	6.29		2	2/7/2017	56-23-5
Chlorobenzene	< 1.0	1.0	< 4.60	4.60		2	2/7/2017	108-90-7
Chloroethane	< 1.0	1.0	< 2.64	2.64		2	2/7/2017	75-00-3
Chloroform	< 1.0	1.0	< 4.88	4.88		2	2/7/2017	67-66-3
Chloromethane	< 2.0	2.0	< 4.14	4.14		2	2/7/2017	74-87-3
cis-1,2-Dichloroethene	< 1.0	1.0	< 3.96	3.96		2	2/7/2017	156-59-2
cis-1,3-Dichloropropene	< 1.0	1.0	< 4.54	4.54		2	2/7/2017	542-75-6
Cyclohexane	< 1.0	1.0	< 3.44	3.44		2	2/7/2017	110-82-7
Dibromochloromethane	< 1.0	1.0	< 8.52	8.52		2	2/7/2017	124-48-1
Dichlorodifluoromethane(F-12)	< 2.0	2.0	< 9.90	9.90		2	2/7/2017	75-71-8
Dichlorotetrafluoroethane(F-114)	< 1.0	1.0	< 6.99	6.99		2	2/7/2017	76-14-2
Ethanol	< 10	10	< 18.8	18.8		2	2/7/2017	64-17-5
Ethyl Acetate	< 1.0	1.0	< 3.60	3.60		2	2/7/2017	141-78-6
Ethylbenzene	**1.1**	**1.0**	**4.60**	**4.34**		2	2/7/2017	100-41-4

Airtech Environmental Laboratories (AEL) - AZ 0740

4620 E.Elwood St., Suite 13, Phoenix, AZ 85040 480-968-5888 Fax 480-966-1888

Client:	Tetra Tech	**Client Sample ID:**	E&E - Dup
Project:	Hwy 260 + Johnson Ln	**Project Number:**	--
Lab Order:	17A022	**Collection:**	1/24/2017
Lab ID:	12	**Matrix:**	Soil Vapor

Analyses	ppbv Result	ppbv Limit	ug/M^3 Result	ug/M^3 Limit	Qual	DF	Date Analyzed	CAS#
VOLATILE ORGANICS IN AIR		**TO-15**					Analyst: JJ	
Heptane	< 1.0	1.0	< 4.10	4.10		2	2/7/2017	142-82-5
Hexachlorobutadiene	< 2.0	2.0	< 21.3	21.3		2	2/7/2017	87-68-3
Hexane	< 2.0	2.0	< 7.04	7.04		2	2/7/2017	110-54-3
Isopropylbenzene	< 2.0	2.0	< 9.84	9.84		2	2/7/2017	98-82-8
m&p-Xylene	**6.0**	**2.0**	**26.0**	**8.68**		2	2/7/2017	179601-23-1
Methyl tert-butyl ether	< 4.0	4.0	< 14.4	14.4		2	2/7/2017	1634-04-4
Methylcyclohexane	< 2.0	2.0	< 8.04	8.04		2	2/7/2017	108-87-2
Methylene chloride	< 4.0	4.0	< 13.9	13.9		2	2/7/2017	75-09-2
Naphthalene	< 10	10	< 52.4	52.4		2	2/7/2017	91-20-3
Nonane	**3.4**	**2.0**	**17.7**	**10.5**		2	2/7/2017	111-84-2
Octane	< 2.0	2.0	< 9.34	9.34		2	2/7/2017	111-65-9
o-Xylene	**3.0**	**1.0**	**13.1**	**4.34**		2	2/7/2017	95-47-6
Propene (Propylene)	< 2.0	2.0	< 3.44	3.44		2	2/7/2017	115-07-1
Propylbenzene	< 2.0	2.0	< 9.84	9.84		2	2/7/2017	103-65-1
Sec-Butyl benzene	< 2.0	2.0	< 11.0	11.0		2	2/7/2017	135-98-8
Styrene	< 1.0	1.0	< 4.26	4.26		2	2/7/2017	100-42-5
Tert-Butyl benzene	< 2.0	2.0	< 11.0	11.0		2	2/7/2017	98-06-6
Tetrachloroethene	**3.4**	**2.0**	**22.9**	**13.6**		2	2/7/2017	127-18-4
Tetrahydrofuran	< 4.0	4.0	< 11.8	11.8		2	2/7/2017	109-99-9
Toluene	**5.1**	**1.0**	**19.3**	**3.77**		2	2/7/2017	108-88-3
trans-1,2-Dichloroethene	< 1.0	1.0	< 3.96	3.96		2	2/7/2017	156-60-5
trans-1,3-Dichloropropene	< 1.0	1.0	< 4.54	4.54		2	2/7/2017	542-75-6
Trichloroethene	< 1.0	1.0	< 5.37	5.37		2	2/7/2017	79-01-6
Trichlorofluoromethane(F-11)	< 1.0	1.0	< 5.62	5.62		2	2/7/2017	75-69-4
Trichlorotrifluoroethane(F-113)	< 1.0	1.0	< 7.66	7.66		2	2/7/2017	76-13-1
Vinyl acetate	< 1.0	1.0	< 3.52	3.52		2	2/7/2017	108-05-4
Vinyl chloride	< 1.0	1.0	< 2.56	2.56		2	2/7/2017	75-01-4
Surr: 4-Bromofluorobenzene	87.2	70-130	%REC					

Tentatively Identified Compounds (TIC's)

Difluoroethane	< 20	20	ppbv		T4	2	2/7/2017

Airtech Environmental Laboratories (AEL) - AZ 0740

4620 E.Elwood St., Suite 13, Phoenix, AZ 85040 480-968-5888 Fax 480-966-1888

Client:	Tetra Tech	**Client Sample ID:**	N/A
Project:	Hwy 260 + Johnson Ln	**Project Number:**	--
Lab Order:	17A022	**Collection:**	N/A
Lab ID:	Blank	**Matrix:**	Nitrogen

Method QC Data

Batch: MS010206 Analyst: JJ

Analyses	ppbv Result	ppbv Limit	ug/M^3 Result	ug/M^3 Limit	Qual	DF	Date Analyzed	CAS#
VOLATILE ORGANICS IN AIR		**TO-15**					Analyst: JJ	
1,1,1-Trichloroethane	< 0.5	0.5	< 2.73	2.73		1	2/6/2017	71-55-6
1,1,2,2-Tetrachloroethane	< 0.5	0.5	< 3.44	3.44		1	2/6/2017	79-34-5
1,1,2-Trichloroethane	< 0.5	0.5	< 2.73	2.73		1	2/6/2017	79-00-5
1,1-Dichloroethane	< 0.5	0.5	< 2.03	2.03		1	2/6/2017	75-34-3
1,1-Dichloroethene	< 0.5	0.5	< 1.99	1.99		1	2/6/2017	75-35-4
1,2,4-Trichlorobenzene	< 2.0	2.0	< 14.8	14.8		1	2/6/2017	120-82-1
1,2,4-Trimethylbenzene	< 0.5	0.5	< 2.46	2.46		1	2/6/2017	95-63-6
1,2-Dibromoethane	< 0.5	0.5	< 3.84	3.84		1	2/6/2017	106-93-4
1,2-Dichlorobenzene	< 0.5	0.5	< 3.01	3.01		1	2/6/2017	95-50-1
1,2-Dichloroethane	< 0.5	0.5	< 2.03	2.03		1	2/6/2017	107-06-2
1,2-Dichloropropane	< 0.5	0.5	< 2.31	2.31		1	2/6/2017	78-87-5
1,3,5-Trimethylbenzene	< 0.5	0.5	< 2.46	2.46		1	2/6/2017	108-67-8
1,3-Butadiene	< 0.5	0.5	< 1.11	1.11		1	2/6/2017	106-99-0
1,3-Dichlorobenzene	< 0.5	0.5	< 3.01	3.01		1	2/6/2017	541-73-1
1,4-Dichlorobenzene	< 0.5	0.5	< 3.01	3.01		1	2/6/2017	106-46-7
1,4-Dioxane	< 2.0	2.0	< 7.20	7.20		1	2/6/2017	123-91-1
2,2,4-Trimethylpentane	< 0.5	0.5	< 2.33	2.33		1	2/6/2017	540-84-1
2-Butanone (MEK)	< 5.0	5.0	< 14.8	14.8		1	2/6/2017	78-93-3
2-Hexanone	< 5.0	5.0	< 20.5	20.5		1	2/6/2017	591-78-6
2-Propanol (IPA)	< 5.0	5.0	< 12.3	12.3		1	2/6/2017	67-63-0
4-Ethyltoluene	< 1.0	1.0	< 4.92	4.92		1	2/6/2017	622-96-8
4-Methyl-2-pentanone (MIK)	< 5.0	5.0	< 20.5	20.5		1	2/6/2017	108-10-1
Acetone	< 5.0	5.0	< 11.9	11.9		1	2/6/2017	67-64-1
Allyl chloride	< 1.0	1.0	< 3.13	3.13		1	2/6/2017	107-05-1
Benzene	< 0.5	0.5	< 1.60	1.60		1	2/6/2017	71-43-2
Benzyl chloride	< 2.0	2.0	< 10.4	10.4		1	2/6/2017	100-44-7
Bromodichloromethane	< 0.5	0.5	< 3.35	3.35		1	2/6/2017	75-27-4
Bromoethene(Vinyl Bromide)	< 0.5	0.5	< 2.19	2.19		1	2/6/2017	593-60-2
Bromoform	< 0.5	0.5	< 5.17	5.17		1	2/6/2017	75-25-2
Bromomethane	< 0.5	0.5	< 1.94	1.94		1	2/6/2017	74-83-9
Butyl benzene	< 1.0	1.0	< 5.49	5.49		1	2/6/2017	104-51-8
Carbon disulfide	< 2.0	2.0	< 6.22	6.22		1	2/6/2017	75-15-0
Carbon tetrachloride	< 0.5	0.5	< 3.15	3.15		1	2/6/2017	56-23-5
Chlorobenzene	< 0.5	0.5	< 2.30	2.30		1	2/6/2017	108-90-7
Chloroethane	< 0.5	0.5	< 1.32	1.32		1	2/6/2017	75-00-3
Chloroform	< 0.5	0.5	< 2.44	2.44		1	2/6/2017	67-66-3
Chloromethane	< 1.0	1.0	< 2.07	2.07		1	2/6/2017	74-87-3
cis-1,2-Dichloroethene	< 0.5	0.5	< 1.98	1.98		1	2/6/2017	156-59-2
cis-1,3-Dichloropropene	< 0.5	0.5	< 2.27	2.27		1	2/6/2017	542-75-6
Cyclohexane	< 0.5	0.5	< 1.72	1.72		1	2/6/2017	110-82-7
Dibromochloromethane	< 0.5	0.5	< 4.26	4.26		1	2/6/2017	124-48-1
Dichlorodifluoromethane(F-12)	< 1.0	1.0	< 4.95	4.95		1	2/6/2017	75-71-8
Dichlorotetrafluoroethane(F-114)	< 0.5	0.5	< 3.50	3.50		1	2/6/2017	76-14-2
Ethanol	< 5.0	5.0	< 9.40	9.40		1	2/6/2017	64-17-5
Ethyl Acetate	< 0.5	0.5	< 1.80	1.80		1	2/6/2017	141-78-6
Ethylbenzene	< 0.5	0.5	< 2.17	2.17		1	2/6/2017	100-41-4

Airtech Environmental Laboratories (AEL) - AZ 0740

4620 E.Elwood St., Suite 13, Phoenix, AZ 85040 480-968-5888 Fax 480-966-1888

Client:	Tetra Tech	**Client Sample ID:**	N/A
Project:	Hwy 260 + Johnson Ln	**Project Number:**	--
Lab Order:	17A022	**Collection:**	N/A
Lab ID:	Blank	**Matrix:**	Nitrogen

Method QC Data

Batch: MS010206 Analyst: JJ

Analyses	ppbv Result	ppbv Limit	ug/M^3 Result	ug/M^3 Limit	Qual	DF	Date Analyzed	
VOLATILE ORGANICS IN AIR		**TO-15**					Analyst: JJ	
Heptane	< 0.5	0.5	< 2.05	2.05		1	2/6/2017	142-82-5
Hexachlorobutadiene	< 1.0	1.0	< 10.7	10.7		1	2/6/2017	87-68-3
Hexane	< 1.0	1.0	< 3.52	3.52		1	2/6/2017	110-54-3
Isopropylbenzene	< 1.0	1.0	< 4.92	4.92		1	2/6/2017	98-82-8
m&p-Xylene	< 1.0	1.0	< 4.34	4.34		1	2/6/2017	179601-23-1
Methyl tert-butyl ether	< 2.0	2.0	< 7.22	7.22		1	2/6/2017	1634-04-4
Methylcyclohexane	< 1.0	1.0	< 4.02	4.02		1	2/6/2017	108-87-2
Methylene chloride	< 2.0	2.0	< 6.94	6.94		1	2/6/2017	75-09-2
Naphthalene	< 5.0	5.0	< 26.2	26.2		1	2/6/2017	91-20-3
Nonane	< 1.0	1.0	< 5.24	5.24		1	2/6/2017	111-84-2
Octane	< 1.0	1.0	< 4.67	4.67		1	2/6/2017	111-65-9
o-Xylene	< 0.5	0.5	< 2.17	2.17		1	2/6/2017	95-47-6
Propene (Propylene)	< 1.0	1.0	< 1.72	1.72		1	2/6/2017	115-07-1
Propylbenzene	< 1.0	1.0	< 4.92	4.92		1	2/6/2017	103-65-1
Sec-Butyl benzene	< 1.0	1.0	< 5.49	5.49		1	2/6/2017	135-98-8
Styrene	< 0.5	0.5	< 2.13	2.13		1	2/6/2017	100-42-5
Tert-Butyl benzene	< 1.0	1.0	< 5.49	5.49		1	2/6/2017	98-06-6
Tetrachloroethene	< 1.0	1.0	< 6.78	6.78		1	2/6/2017	127-18-4
Tetrahydrofuran	< 2.0	2.0	< 5.90	5.90		1	2/6/2017	109-99-9
Toluene	< 0.5	0.5	< 1.89	1.89		1	2/6/2017	108-88-3
trans-1,2-Dichloroethene	< 0.5	0.5	< 1.98	1.98		1	2/6/2017	156-60-5
trans-1,3-Dichloropropene	< 0.5	0.5	< 2.27	2.27		1	2/6/2017	542-75-6
Trichloroethene	< 0.5	0.5	< 2.69	2.69		1	2/6/2017	79-01-6
Trichlorofluoromethane(F-11)	< 0.5	0.5	< 2.81	2.81		1	2/6/2017	75-69-4
Trichlorotrifluoroethane(F-113)	< 0.5	0.5	< 3.83	3.83		1	2/6/2017	76-13-1
Vinyl acetate	< 0.5	0.5	< 1.76	1.76		1	2/6/2017	108-05-4
Vinyl chloride	< 0.5	0.5	< 1.28	1.28		1	2/6/2017	75-01-4
Surr: 4-Bromofluorobenzene	91.7	70-130	%REC					

Airtech Environmental Laboratories (AEL) - AZ 0740

4620 E.Elwood St., Suite 13, Phoenix, AZ 85040 480-968-5888 Fax 480-966-1888

Client:	Tetra Tech	**Client Sample ID:**	N/A
Project:	Hwy 260 + Johnson Ln	**Project Number:**	--
Lab Order:	17A022	**Collection:**	N/A
Lab ID:	LCS/LCSD	**Matrix:**	Nitrogen

Method QC Data

Date Analyzed: 2/6/2017 Batch: MS010206 Analyst: JJ

Analyses	LCS Result	LCS %REC	LCSD Result	LCSD %REC	T.V.	%RPD	Unit	Qualifier LCS	Qualifier LCSD	Qualifier RPD
VOLATILE ORGANICS IN AIR	**TO-15**							70-130%		<25%
Propene (Propylene)	9.2	92.0	9.9	98.9	10.0	7.2	ppbv			
Dichlorodifluoromethane(F-12)	9.9	99.1	10.0	100	10.0	0.5	ppbv			
Chloromethane	9.8	98.2	10.0	100	10.0	2.2	ppbv			
Dichlorotetrafluoroethane(F-114)	10.6	106	10.8	108	10.0	2.2	ppbv			
Vinyl Chloride	7.4	73.6	7.8	78.3	10.0	6.2	ppbv			
1,3-Butadiene	7.5	74.6	8.2	82.1	10.0	9.6	ppbv			
Bromomethane	7.8	77.7	7.9	78.6	10.0	1.2	ppbv			
Chloroethane	7.9	78.9	7.5	74.5	10.0	5.7	ppbv			
Ethanol	8.1	80.5	7.7	77.3	10.0	4.1	ppbv			
Bromoethene(Vinyl Bromide)	8.7	87.4	8.8	88.2	10.0	0.9	ppbv			
Trichlorofluoromethane (F-11)	9.9	98.6	10.1	101	10.0	1.9	ppbv			
Acetone	7.5	74.9	7.0	70.1	10.0	6.6	ppbv			
Isopropyl Alcohol (2-Propanol)	7.9	79.4	8.0	79.7	10.0	0.4	ppbv			
1,1-Dichloroethene	8.0	79.7	8.1	81.4	10.0	2.1	ppbv			
Trichlorotrifluoroethane (F-113)	8.6	86.1	8.9	88.5	10.0	2.7	ppbv			
Methylene Chloride	9.1	91.2	9.3	92.8	10.0	1.7	ppbv			
Allyl Chloride	7.4	74.1	7.5	74.5	10.0	0.5	ppbv			
Carbon disulfide	7.6	75.8	7.4	74.4	10.0	1.9	ppbv			
trans-1,2-Dichloroethene	7.9	78.9	8.1	81.1	10.0	2.8	ppbv			
Methyl tert-butyl ether	7.3	72.8	7.4	74.1	10.0	1.8	ppbv			
1,1-Dichloroethane	7.2	71.8	7.4	74.1	10.0	3.2	ppbv			
Vinyl acetate	8.8	87.5	9.5	95.1	10.0	8.3	ppbv			
2-Butanone (MEK)	7.6	76.3	7.2	72.4	10.0	5.2	ppbv			
Hexane	7.8	77.9	8.1	80.9	10.0	3.8	ppbv			
cis-1,2-Dichloroethene	8.1	81.0	8.1	81.0	10.0	0.0	ppbv			
Ethyl Acetate	9.0	89.6	9.1	90.9	10.0	1.4	ppbv			
Chloroform	8.1	81.4	8.4	83.5	10.0	2.5	ppbv			
Tetrahydrofuran	9.0	89.9	9.1	90.8	10.0	1.0	ppbv			
1,1,1-Trichloroethane	9.2	91.9	9.4	94.4	10.0	2.7	ppbv			
1,2-Dichloroethane	7.9	79.4	8.2	82.3	10.0	3.6	ppbv			
Benzene	7.1	71.2	7.3	72.7	10.0	2.1	ppbv			
Carbon tetrachloride	10.6	106	10.7	107	10.0	1.3	ppbv			
Cyclohexane	8.0	80.2	8.4	83.5	10.0	4.0	ppbv			
2,2,4-Trimethylpentane	7.9	78.9	8.1	81.2	10.0	2.9	ppbv			
Heptane	9.4	94.4	10.1	101	10.0	6.8	ppbv			
1,2-Dichloropropane	7.1	71.2	7.6	76.0	10.0	6.5	ppbv			
Trichloroethene	9.5	95.2	10.1	101	10.0	5.4	ppbv			
Bromodichloromethane	9.1	90.9	9.4	93.7	10.0	3.0	ppbv			
1,4-Dioxane	7.3	72.8	7.7	77.1	10.0	5.7	ppbv			
Methylcyclohexane	8.1	80.5	8.6	85.8	10.0	6.4	ppbv			
cis-1,3-Dichloropropene	7.9	79.0	8.4	83.7	10.0	5.8	ppbv			
4-methyl-2-pentanone	9.5	95.2	10.8	108	10.0	12.4	ppbv			
trans-1,3-Dichloropropene	8.3	83.0	8.8	87.9	10.0	5.7	ppbv			
Toluene	8.2	82.2	8.5	85.4	10.0	3.8	ppbv			

Airtech Environmental Laboratories (AEL) - AZ 0740

4620 E.Elwood St., Suite 13, Phoenix, AZ 85040 480-968-5888 Fax 480-966-1888

Client:	Tetra Tech	**Client Sample ID:**	N/A
Project:	Hwy 260 + Johnson Ln	**Project Number:**	--
Lab Order:	17A022	**Collection:**	N/A
Lab ID:	LCS/LCSD	**Matrix:**	Nitrogen

Method QC Data

Date Analyzed: 2/6/2017 Batch: MS010206 Analyst: JJ

Analyses	LCS Result	LCS %REC	LCSD Result	LCSD %REC	T.V.	%RPD	Unit	Qualifier LCS	Qualifier LCSD	Qualifier RPD
VOLATILE ORGANICS IN AIR	**TO-15**							70-130%		<25%
1,1,2-Trichloroethane	8.4	84.2	8.4	83.7	10.0	0.6	ppbv			
2-Hexanone	9.6	95.8	9.7	96.9	10.0	1.1	ppbv			
n-Octane	9.4	94.1	10.2	102	10.0	7.8	ppbv			
Dibromochloromethane	10.9	109	11.3	113	10.0	3.9	ppbv			
1,2-Dibromoethane	8.8	88.2	9.4	94.1	10.0	6.5	ppbv			
Tetrachloroethene	10.8	108	11.3	113	10.0	4.2	ppbv			
Chlorobenzene	8.6	86.3	8.9	89.1	10.0	3.2	ppbv			
Ethylbenzene	8.7	86.8	9.1	91.0	10.0	4.7	ppbv			
m&p-Xylene	17.2	86.2	17.8	89.1	20.0	3.3	ppbv			
Bromoform	11.5	115	11.9	119	10.0	2.9	ppbv			
Styrene	8.6	85.8	8.9	88.5	10.0	3.1	ppbv			
Nonane	9.0	89.6	9.4	94.1	10.0	4.9	ppbv			
o-Xylene	8.3	83.1	8.7	87.1	10.0	4.7	ppbv			
1,1,2,2-Tetrachloroethane	7.9	78.8	8.2	82.1	10.0	4.1	ppbv			
Isopropylbenzene	9.4	93.7	9.8	97.9	10.0	4.4	ppbv			
n-Propylbenzene	8.9	89.3	9.4	94.3	10.0	5.4	ppbv			
4-Ethyltoluene	9.7	96.9	10.1	101	10.0	3.6	ppbv			
1,3,5-Trimethylbenzene	9.4	93.7	9.9	98.9	10.0	5.4	ppbv			
Tert-Butyl Benzene	9.5	94.8	9.8	98.0	10.0	3.3	ppbv			
1,2,4-Trimethylbenzene	9.2	91.6	9.6	96.0	10.0	4.7	ppbv			
Sec-Butyl Benzene	9.3	93.2	9.7	97.0	10.0	4.0	ppbv			
1,3-Dichlorobenzene	9.8	97.8	10.1	101	10.0	3.3	ppbv			
Benzyl chloride	9.8	97.6	10.4	104	10.0	5.9	ppbv			
1,4-Dichlorobenzene	10.1	101	10.5	105	10.0	3.7	ppbv			
1,2-Dichlorobenzene	10.2	102	10.7	107	10.0	5.2	ppbv			
n-Butyl Benzene	9.4	94.0	9.9	99.3	10.0	5.5	ppbv			
1,2,4-Trichlorobenzene	10.8	108	11.7	117	10.0	7.8	ppbv			
Naphthalene	9.8	98.3	10.5	105	10.0	6.5	ppbv			
Hexachlorobutadiene	10.6	106	11.0	110	10.0	4.3	ppbv			
Surr: 4-Bromofluorobenzene	10.0	100	10.0	100			%REC			
		70-130%		70-130%						

Airtech Environmental Laboratories (AEL) - AZ 0740

4620 E.Elwood St., Suite 13, Phoenix, AZ 85040 480-968-5888 Fax 480-966-1888

Client:	Tetra Tech	**Client Sample ID:**	N/A
Project:	Hwy 260 + Johnson Ln	**Project Number:**	--
Lab Order:	17A022	**Collection:**	N/A
Lab ID:	Blank	**Matrix:**	Nitrogen

Method QC Data

Batch: MS010208 Analyst: JJ

Analyses	ppbv Result	ppbv Limit	ug/M^3 Result	ug/M^3 Limit	Qual	DF	Date Analyzed	CAS#
VOLATILE ORGANICS IN AIR		**TO-15**					Analyst: JJ	
1,1,1-Trichloroethane	< 0.5	0.5	< 2.73	2.73		1	2/8/2017	71-55-6
1,1,2,2-Tetrachloroethane	< 0.5	0.5	< 3.44	3.44		1	2/8/2017	79-34-5
1,1,2-Trichloroethane	< 0.5	0.5	< 2.73	2.73		1	2/8/2017	79-00-5
1,1-Dichloroethane	< 0.5	0.5	< 2.03	2.03		1	2/8/2017	75-34-3
1,1-Dichloroethene	< 0.5	0.5	< 1.99	1.99		1	2/8/2017	75-35-4
1,2,4-Trichlorobenzene	< 2.0	2.0	< 14.8	14.8		1	2/8/2017	120-82-1
1,2,4-Trimethylbenzene	< 0.5	0.5	< 2.46	2.46		1	2/8/2017	95-63-6
1,2-Dibromoethane	< 0.5	0.5	< 3.84	3.84		1	2/8/2017	106-93-4
1,2-Dichlorobenzene	< 0.5	0.5	< 3.01	3.01		1	2/8/2017	95-50-1
1,2-Dichloroethane	< 0.5	0.5	< 2.03	2.03		1	2/8/2017	107-06-2
1,2-Dichloropropane	< 0.5	0.5	< 2.31	2.31		1	2/8/2017	78-87-5
1,3,5-Trimethylbenzene	< 0.5	0.5	< 2.46	2.46		1	2/8/2017	108-67-8
1,3-Butadiene	< 0.5	0.5	< 1.11	1.11		1	2/8/2017	106-99-0
1,3-Dichlorobenzene	< 0.5	0.5	< 3.01	3.01		1	2/8/2017	541-73-1
1,4-Dichlorobenzene	< 0.5	0.5	< 3.01	3.01		1	2/8/2017	106-46-7
1,4-Dioxane	< 2.0	2.0	< 7.20	7.20		1	2/8/2017	123-91-1
2,2,4-Trimethylpentane	< 0.5	0.5	< 2.33	2.33		1	2/8/2017	540-84-1
2-Butanone (MEK)	< 5.0	5.0	< 14.8	14.8		1	2/8/2017	78-93-3
2-Hexanone	< 5.0	5.0	< 20.5	20.5		1	2/8/2017	591-78-6
2-Propanol (IPA)	< 5.0	5.0	< 12.3	12.3		1	2/8/2017	67-63-0
4-Ethyltoluene	< 1.0	1.0	< 4.92	4.92		1	2/8/2017	622-96-8
4-Methyl-2-pentanone (MIK)	< 5.0	5.0	< 20.5	20.5		1	2/8/2017	108-10-1
Acetone	< 5.0	5.0	< 11.9	11.9		1	2/8/2017	67-64-1
Allyl chloride	< 1.0	1.0	< 3.13	3.13		1	2/8/2017	107-05-1
Benzene	< 0.5	0.5	< 1.60	1.60		1	2/8/2017	71-43-2
Benzyl chloride	< 2.0	2.0	< 10.4	10.4		1	2/8/2017	100-44-7
Bromodichloromethane	< 0.5	0.5	< 3.35	3.35		1	2/8/2017	75-27-4
Bromoethene(Vinyl Bromide)	< 0.5	0.5	< 2.19	2.19		1	2/8/2017	593-60-2
Bromoform	< 0.5	0.5	< 5.17	5.17		1	2/8/2017	75-25-2
Bromomethane	< 0.5	0.5	< 1.94	1.94		1	2/8/2017	74-83-9
Butyl benzene	< 1.0	1.0	< 5.49	5.49		1	2/8/2017	104-51-8
Carbon disulfide	< 2.0	2.0	< 6.22	6.22		1	2/8/2017	75-15-0
Carbon tetrachloride	< 0.5	0.5	< 3.15	3.15		1	2/8/2017	56-23-5
Chlorobenzene	< 0.5	0.5	< 2.30	2.30		1	2/8/2017	108-90-7
Chloroethane	< 0.5	0.5	< 1.32	1.32		1	2/8/2017	75-00-3
Chloroform	< 0.5	0.5	< 2.44	2.44		1	2/8/2017	67-66-3
Chloromethane	< 1.0	1.0	< 2.07	2.07		1	2/8/2017	74-87-3
cis-1,2-Dichloroethene	< 0.5	0.5	< 1.98	1.98		1	2/8/2017	156-59-2
cis-1,3-Dichloropropene	< 0.5	0.5	< 2.27	2.27		1	2/8/2017	542-75-6
Cyclohexane	< 0.5	0.5	< 1.72	1.72		1	2/8/2017	110-82-7
Dibromochloromethane	< 0.5	0.5	< 4.26	4.26		1	2/8/2017	124-48-1
Dichlorodifluoromethane(F-12)	< 1.0	1.0	< 4.95	4.95		1	2/8/2017	75-71-8
Dichlorotetrafluoroethane(F-114)	< 0.5	0.5	< 3.50	3.50		1	2/8/2017	76-14-2
Ethanol	< 5.0	5.0	< 9.40	9.40		1	2/8/2017	64-17-5
Ethyl Acetate	< 0.5	0.5	< 1.80	1.80		1	2/8/2017	141-78-6
Ethylbenzene	< 0.5	0.5	< 2.17	2.17		1	2/8/2017	100-41-4

Airtech Environmental Laboratories (AEL) - AZ 0740

4620 E.Elwood St., Suite 13, Phoenix, AZ 85040 480-968-5888 Fax 480-966-1888

Client:	Tetra Tech	**Client Sample ID:**	N/A
Project:	Hwy 260 + Johnson Ln	**Project Number:**	--
Lab Order:	17A022	**Collection:**	N/A
Lab ID:	Blank	**Matrix:**	Nitrogen

Method QC Data

Batch: MS010208 Analyst: JJ

Analyses	ppbv Result	ppbv Limit	ug/M^3 Result	ug/M^3 Limit	Qual	DF	Date Analyzed	
VOLATILE ORGANICS IN AIR		**TO-15**					Analyst: JJ	
Heptane	< 0.5	0.5	< 2.05	2.05		1	2/8/2017	142-82-5
Hexachlorobutadiene	< 1.0	1.0	< 10.7	10.7		1	2/8/2017	87-68-3
Hexane	< 1.0	1.0	< 3.52	3.52		1	2/8/2017	110-54-3
Isopropylbenzene	< 1.0	1.0	< 4.92	4.92		1	2/8/2017	98-82-8
m&p-Xylene	< 1.0	1.0	< 4.34	4.34		1	2/8/2017	179601-23-1
Methyl tert-butyl ether	< 2.0	2.0	< 7.22	7.22		1	2/8/2017	1634-04-4
Methylcyclohexane	< 1.0	1.0	< 4.02	4.02		1	2/8/2017	108-87-2
Methylene chloride	< 2.0	2.0	< 6.94	6.94		1	2/8/2017	75-09-2
Naphthalene	< 5.0	5.0	< 26.2	26.2		1	2/8/2017	91-20-3
Nonane	< 1.0	1.0	< 5.24	5.24		1	2/8/2017	111-84-2
Octane	< 1.0	1.0	< 4.67	4.67		1	2/8/2017	111-65-9
o-Xylene	< 0.5	0.5	< 2.17	2.17		1	2/8/2017	95-47-6
Propene (Propylene)	< 1.0	1.0	< 1.72	1.72		1	2/8/2017	115-07-1
Propylbenzene	< 1.0	1.0	< 4.92	4.92		1	2/8/2017	103-65-1
Sec-Butyl benzene	< 1.0	1.0	< 5.49	5.49		1	2/8/2017	135-98-8
Styrene	< 0.5	0.5	< 2.13	2.13		1	2/8/2017	100-42-5
Tert-Butyl benzene	< 1.0	1.0	< 5.49	5.49		1	2/8/2017	98-06-6
Tetrachloroethene	< 1.0	1.0	< 6.78	6.78		1	2/8/2017	127-18-4
Tetrahydrofuran	< 2.0	2.0	< 5.90	5.90		1	2/8/2017	109-99-9
Toluene	< 0.5	0.5	< 1.89	1.89		1	2/8/2017	108-88-3
trans-1,2-Dichloroethene	< 0.5	0.5	< 1.98	1.98		1	2/8/2017	156-60-5
trans-1,3-Dichloropropene	< 0.5	0.5	< 2.27	2.27		1	2/8/2017	542-75-6
Trichloroethene	< 0.5	0.5	< 2.69	2.69		1	2/8/2017	79-01-6
Trichlorofluoromethane(F-11)	< 0.5	0.5	< 2.81	2.81		1	2/8/2017	75-69-4
Trichlorotrifluoroethane(F-113)	< 0.5	0.5	< 3.83	3.83		1	2/8/2017	76-13-1
Vinyl acetate	< 0.5	0.5	< 1.76	1.76		1	2/8/2017	108-05-4
Vinyl chloride	< 0.5	0.5	< 1.28	1.28		1	2/8/2017	75-01-4
Surr: 4-Bromofluorobenzene	94.1	70-130	%REC					

Airtech Environmental Laboratories (AEL) - AZ 0740

4620 E.Elwood St., Suite 13, Phoenix, AZ 85040 480-968-5888 Fax 480-966-1888

Client:	Tetra Tech	**Client Sample ID:**	N/A
Project:	Hwy 260 + Johnson Ln	**Project Number:**	--
Lab Order:	17A022	**Collection:**	N/A
Lab ID:	LCS/LCSD	**Matrix:**	Nitrogen

Method QC Data

Date Analyzed: 2/8/2017 Batch: MS010208 Analyst: JJ

Analyses	LCS Result	LCS %REC	LCSD Result	LCSD %REC	T.V.	%RPD	Unit	Qualifier LCS	Qualifier LCSD	Qualifier RPD
VOLATILE ORGANICS IN AIR	**TO-15**							70-130%		<25%
Propene (Propylene)	10.4	104	9.8	98.2	10.0	5.7	ppbv			
Dichlorodifluoromethane(F-12)	10.1	101	10.2	102	10.0	0.8	ppbv			
Chloromethane	9.3	92.8	9.7	97.1	10.0	4.5	ppbv			
Dichlorotetrafluoroethane(F-114)	9.8	97.9	9.7	97.3	10.0	0.6	ppbv			
Vinyl Chloride	9.8	97.7	10.1	101	10.0	3.1	ppbv			
1,3-Butadiene	9.1	91.1	9.0	89.5	10.0	1.8	ppbv			
Bromomethane	9.6	96.0	9.3	93.3	10.0	2.9	ppbv			
Chloroethane	11.2	112	10.4	104	10.0	7.5	ppbv			
Ethanol	9.2	91.8	8.4	83.5	10.0	9.5	ppbv			
Bromoethene(Vinyl Bromide)	10.1	101	9.8	97.6	10.0	3.5	ppbv			
Trichlorofluoromethane (F-11)	9.8	97.7	9.5	94.5	10.0	3.3	ppbv			
Acetone	9.7	96.9	10.5	105	10.0	8.2	ppbv			
Isopropyl Alcohol (2-Propanol)	10.7	107	9.9	98.9	10.0	7.5	ppbv			
1,1-Dichloroethene	9.7	97.4	9.7	97.2	10.0	0.2	ppbv			
Trichlorotrifluoroethane (F-113)	9.8	97.8	9.4	93.7	10.0	4.3	ppbv			
Methylene Chloride	9.2	91.5	8.9	89.4	10.0	2.3	ppbv			
Allyl Chloride	9.7	97.4	10.2	102	10.0	4.9	ppbv			
Carbon disulfide	10.1	101	9.8	97.7	10.0	3.5	ppbv			
trans-1,2-Dichloroethene	10.1	101	10.1	101	10.0	0.3	ppbv			
Methyl tert-butyl ether	10.4	104	10.2	102	10.0	1.7	ppbv			
1,1-Dichloroethane	9.7	96.9	9.7	96.6	10.0	0.3	ppbv			
Vinyl acetate	10.0	100	9.6	96.1	10.0	4.1	ppbv			
2-Butanone (MEK)	10.3	103	9.8	97.9	10.0	4.9	ppbv			
Hexane	12.0	120	11.9	119	10.0	0.5	ppbv			
cis-1,2-Dichloroethene	9.8	98.2	9.8	97.8	10.0	0.4	ppbv			
Ethyl Acetate	10.9	109	9.9	98.9	10.0	9.3	ppbv			
Chloroform	9.6	95.8	9.4	93.5	10.0	2.4	ppbv			
Tetrahydrofuran	9.6	96.1	8.5	84.6	10.0	12.7	ppbv			
1,1,1-Trichloroethane	9.9	98.6	9.8	97.7	10.0	0.9	ppbv			
1,2-Dichloroethane	9.8	98.0	9.6	95.9	10.0	2.2	ppbv			
Benzene	10.1	101	9.8	98.1	10.0	2.7	ppbv			
Carbon tetrachloride	10.0	100	9.7	97.1	10.0	2.5	ppbv			
Cyclohexane	10.3	103	9.8	97.8	10.0	5.0	ppbv			
2,2,4-Trimethylpentane	9.9	98.5	9.6	96.0	10.0	2.6	ppbv			
Heptane	9.2	91.9	9.1	90.9	10.0	1.1	ppbv			
1,2-Dichloropropane	8.7	87.4	8.8	87.9	10.0	0.6	ppbv			
Trichloroethene	9.5	95.4	9.4	94.2	10.0	1.3	ppbv			
Bromodichloromethane	9.8	98.1	9.7	96.8	10.0	1.3	ppbv			
1,4-Dioxane	9.9	99.2	7.9	78.8	10.0	22.9	ppbv			
Methylcyclohexane	10.1	101	9.8	98.4	10.0	2.6	ppbv			
cis-1,3-Dichloropropene	10.4	104	10.0	100	10.0	3.6	ppbv			
4-methyl-2-pentanone	11.2	112	9.6	96.1	10.0	15.4	ppbv			
trans-1,3-Dichloropropene	11.1	111	11.0	110	10.0	1.3	ppbv			
Toluene	10.1	101	9.8	97.9	10.0	2.6	ppbv			

Airtech Environmental Laboratories (AEL) - AZ 0740

4620 E.Elwood St., Suite 13, Phoenix, AZ 85040 480-968-5888 Fax 480-966-1888

Client:	Tetra Tech	**Client Sample ID:**	N/A
Project:	Hwy 260 + Johnson Ln	**Project Number:**	--
Lab Order:	17A022	**Collection:**	N/A
Lab ID:	LCS/LCSD	**Matrix:**	Nitrogen

Method QC Data

Date Analyzed: 2/8/2017 Batch: MS010208 Analyst: JJ

Analyses	LCS Result	LCS %REC	LCSD Result	LCSD %REC	T.V.	%RPD	Unit	Qualifier LCS	Qualifier LCSD	Qualifier RPD
VOLATILE ORGANICS IN AIR	**TO-15**							70-130%		<25%
1,1,2-Trichloroethane	10.0	99.7	9.5	94.7	10.0	5.1	ppbv			
2-Hexanone	11.6	116	10.0	99.7	10.0	14.9	ppbv			
n-Octane	9.8	98.3	9.5	95.1	10.0	3.3	ppbv			
Dibromochloromethane	10.2	102	9.7	97.4	10.0	4.2	ppbv			
1,2-Dibromoethane	10.1	101	9.7	97.3	10.0	3.8	ppbv			
Tetrachloroethene	9.5	95.0	9.1	91.2	10.0	4.1	ppbv			
Chlorobenzene	9.7	96.5	9.2	91.9	10.0	4.9	ppbv			
Ethylbenzene	10.5	105	10.0	100	10.0	4.8	ppbv			
m&p-Xylene	20.5	103	19.9	99.3	20.0	3.4	ppbv			
Bromoform	10.1	101	9.6	95.8	10.0	5.1	ppbv			
Styrene	9.9	99.0	9.6	96.0	10.0	3.1	ppbv			
Nonane	9.7	97.3	9.4	93.9	10.0	3.6	ppbv			
o-Xylene	9.2	92.3	9.0	89.7	10.0	2.9	ppbv			
1,1,2,2-Tetrachloroethane	9.7	96.6	9.5	95.0	10.0	1.7	ppbv			
Isopropylbenzene	10.6	106	10.3	103	10.0	3.6	ppbv			
n-Propylbenzene	10.8	108	10.5	105	10.0	2.8	ppbv			
4-Ethyltoluene	10.9	109	10.5	105	10.0	3.6	ppbv			
1,3,5-Trimethylbenzene	10.2	102	9.9	99.3	10.0	2.8	ppbv			
Tert-Butyl Benzene	9.8	97.6	9.4	94.1	10.0	3.7	ppbv			
1,2,4-Trimethylbenzene	10.0	100	9.7	96.6	10.0	3.6	ppbv			
Sec-Butyl Benzene	10.1	101	9.8	98.4	10.0	2.5	ppbv			
1,3-Dichlorobenzene	9.4	94.3	8.9	88.5	10.0	6.3	ppbv			
Benzyl chloride	11.8	118	11.4	114	10.0	3.4	ppbv			
1,4-Dichlorobenzene	9.7	96.6	9.2	91.6	10.0	5.3	ppbv			
1,2-Dichlorobenzene	10.0	100	9.5	94.6	10.0	5.4	ppbv			
n-Butyl Benzene	10.8	108	10.4	104	10.0	4.5	ppbv			
1,2,4-Trichlorobenzene	10.2	102	9.7	96.5	10.0	5.2	ppbv			
Naphthalene	10.3	103	9.6	96.0	10.0	6.6	ppbv			
Hexachlorobutadiene	10.6	106	9.7	97.4	10.0	8.2	ppbv			
Surr: 4-Bromofluorobenzene	10.2	102	9.9	99.2			%REC			
		70-130%		70-130%						

Airtech Environmental Laboratories (AEL) - AZ 0740

4620 E.Elwood St., Suite 13, Phoenix, AZ 85040 480-968-5888 Fax 480-966-1888

Client:	Tetra Tech	**Client Sample ID:**	NA
Project:	Hwy 260 + Johnson Ln	**Project Number:**	--
Lab Order:	17A022	**Collection:**	NA
Lab ID:	Standards	**Matrix:**	Nitrogen

AEL ID#	STD Name	Vendor	SGI Order#	Description	CONC.	Accuracy	Exp.Date
S-160802-01	Stock	Spectra Gases	113123527	TO-14 39 Analytes	1.0 ppmv	± 5%	7/25/2017
S-160802-02	Stock	Spectra Gases	113123527	TO-15 25 Analytes	1.0 ppmv	± 5%	7/12/2017
S-160802-03	Stock	Spectra Gases	113123527	15 Additional Compounds	1.0 ppmv	± 5%	7/19/2017
S-161101-01	Stock	Spectra Gases	114560630	TO-15 IS 4 Compounds	1.0 ppmv	± 5%	11/1/2017
A-170206-01	Working Std	AEL Dilution		TO-15 74 Analytes	10 ppbv	± 5%	5/6/2017
A-170207-01	Working IS	AEL Dilution		TO-15 IS 4 Compounds	50 ppbv	± 5%	5/7/2017

Airtech Environmental Laboratories (AEL)

Chain of Custody

4620 E.Elwood Street, Suite 13, Phoenix, AZ 85040 480-968-5888 (phone) 480-966-1888 (fax)

Customer: Tetra Tech	Page 1 of 2	AEL Lab #
Address: 3822 E. University Dr, Ste. 8	Sampler: Neil Babb Phone: 602-682-3300 x115	17A022
	Project Name: Hwy 260 & Johnson Ln Project Number:	
City, State, Zip: PHX, AZ 85034	Project location: Lakeside, AZ E&E site	
Contact: chris Jacquemin	P.O. Number:	
Phone: 602-682-3300 x116 Fax: —	Fax Results: Y (N)	
E-Mail Address: chris.jacquemin@tetratech.com	E-Mail Results: (Y) N	

Sample Receipt

Temperature _____ °C
Custody Seals: Yes X No ____
Custody Seals Intact: Yes X No ____
Total # of Containers: 12

Turn Around Request

____ 24 Hours ____ 48 Hours
____ 72 Hours
____ 5 working Day
X Standard 10 Working Days

Sample Type

SVE: soil vapor extraction
A: ambient air
I: indoor air
S: soil vapor
W: water
GW: ground water
WW: waste water

Analyses Requested

Sample Information

AEL Lab #	Serial # Canister	Serial # Grab	Canister (L) or bag	Grab (Min)	Client's Sample Identification	Sampled Date	Sampled Time	Sample Type	Number of Containers	TO-15 full list	TO-15 TPH(GRO)	TO-15 Selet List	8260B AZ Vapor full list	8260B Vapor select list	8015 GRO	8260B Water			DFA tracer cmpd. as TIC
01	1829	069	6 (1) bag	1 2 (5)	EE-1	1-24-17	14:04:30 14:09:30	S	1	X									X
02	1842	156	6 (1) bag	1 2 (5)	EE-2		11:24:30 11:29:30		1										
03	2284	205	6 (1) bag	1 2 (5)	EE-3		12:03:30 12:08:30		1										
04	E2351	051	6 (1) bag	1 2 (5)	EE-5		14:33:30 14:38:30		1										
05	E2371	032	6 (1) bag	1 2 (5)	EE-12		12:39 12:44		1										
06	1878	103	6 (1) bag	1 2 (5)	EE-13		15:38:45 15:43:45		1										
07	E2376	181	6 (1) bag	1 2 (5)	EE-14		13:14:30 13:19:30		1										
08	1809	043	6 (1) bag	1 2 (5)	EE-18		15:08:15 15:13:15		1										
09	1888	132	6 (1) bag	1 2 (5)	EE-19		16:17:45 16:22:45		1										
10	1836	203	6 (1) bag	1 2 (5)	EE-20		16:49:45 16:54:45		1										

Instructions / Special Requirements:

Date:	Time:	Samples Relinquished By:	Received By:
1-27-17	9:05	Neil Babb	

Airtech Environmental Laboratories (AEL)

Chain of Custody

4620 E.Elwood Street, Suite 13, Phoenix, AZ 85040 480-968-5888 (phone) 480-966-1888 (fax)

Customer: Tetra Tech	Page 2 of 2	AEL Lab #
Address: 3822 E. University Dr, ste. 3	Sampler: Neil Babb Phone 602-682-3300 x.115	17A022
	Project Name: Hwy 260 & Johnson Ln Project Number:	
City, State, Zip: PHX AZ 85034	Project location: Lakeside, AZ E&E-site	
Contact: chris Jacquemin	P.O. Number:	
Phone 602-682-3300 x.116 Fax: —	Fax Results: Y (N)	
E-Mail Address chris.jacquemin@tetratech.com	E-Mail Results: (Y) N	

Sample Receipt

Temperature_____ °C
Custody Seals: Yes X No_____
Custody Seals Intact: Yes X No_____
Total # of Containers:_____

Turn Around Request

_____ 24 Hours _____ 48 Hours
_____ 72 Hours
_____ 5 working Day
X Standard 10 Working Days

Sample Type

SVE: soil vapor extraction
A: ambient air
I: indoor air
S: soil vapor
W: water
GW: ground water
WW: waste water

Analyses Requested

Sample Information

AEL Lab #	Serial # Canister	Serial # Grab	Canister (L) or bag	Grab (Min)	Client's Sample Identification	Sampled Date	Sampled Time	Sample Type	Number of Containers	TO-15 full list	TO-15 TPH(GRO)	TO-15 Selet List	8260B AZ Vapor full list	8260B Vapor select list	8015 GRO	8260B Water			DFA tracer cmpd. as TIC
11	1873	040	6 (1) bag	1 2 (5)	E&E Ambient Air	1-24-17		A	1	X									
12	E2405	130	6 (1) bag	1 2 (5)	E&E Dup		—	S	1	↓									X
			6 1 bag	1 2 5															
			6 1 bag	1 2 5															
			6 1 bag	1 2 5															
			6 1 bag	1 2 5															
			6 1 bag	1 2 5															
			6 1 bag	1 2 5															
			6 1 bag	1 2 5															
			6 1 bag	1 2 5															

Instructions / Special Requirements:

Date:	Time:	Samples Relinquished By:	Received By:
1-27-17	9:05	Neil Babb	

Airtech Environmental Laboratories (AEL)

4620 E.Elwood St., Suite 13, Phoenix, AZ 85040 480-968-5888 Fax 480-966-1888

Date: June 2, 2017

Client:	Chris Jacquemin	Work Order #:	17E027
Company:	Tetra Tech	Project Name:	Hwy 260 + Johnson
Address:	3822 E University Dr, Suite 3	Project Number:	117-1303066
	Phoenix, AZ 85034	Received Date:	5/25/2017

Dear Client:

Airtech Environmental Laboratories received five (5) samples for analysis.

All analyses met laboratory QA/QC with any exceptions addressed in the Case Narrative.

If you have any questions or concerns regarding your samples analysis, please contact the laboratory at 480-968-5888

Sincerely,

Yu Min Shi
Technical Director
Airtech Environmental Labs

Arizona ADHS License No. AZ0740

Airtech Environmental Laboratories (AEL)
4620 E.Elwood St., Suite 13, Phoenix, AZ 85040 480-968-5888 Fax 480-966-1888

Date: June 2, 2017

Client:	Chris Jacquemin	Work Order #:	17E027
Company:	Tetra Tech	Project Name:	Hwy 260 + Johnson
Address:	3822 E University Dr, Suite 3	Project Number:	117-1303066
	Phoenix, AZ 85034	Received Date:	5/25/2017

SAMPLE SUMMARY

LAB ID	CLIENT ID	METHOD	SAMPLE DATE	SAMPLE TIME
17E027-01	SV-9 Confirmation	TO-15	5/23/2017	1235
17E027-02	SV-2 Confirmation	TO-15	5/23/2017	1350
17E027-03	SV-11 Confirmation	TO-15	5/23/2017	1400
17E027-04	SV-16 Confirmation	TO-15	5/23/2017	1420
17E027-05	SV-18 Confirmation	TO-15	5/23/2017	1100

Airtech Environmental Laboratories (AEL)
4620 E.Elwood St., Suite 13, Phoenix, AZ 85040 480-968-5888 Fax 480-966-1888

Date: June 2, 2017

Client:	Chris Jacquemin	Work Order #:	17E027
Company:	Tetra Tech	Project Name:	Hwy 260 + Johnson
Address:	3822 E University Dr, Suite 3	Project Number:	117-1303066
	Phoenix, AZ 85034	Received Date:	05/25/17

Case Narrative

All samples and QC associated with your samples met the quality control objectives. Data qualifiers in this report are in accordance with ADEQ Data Qualifiers.

T4: Tentatively identified compound. Concentration is estimated and based on the closest internal standard.

L5: The associated blank spike recovery was above the laboratory/method acceptance limits. The analyte was not detected in the sample.

Airtech Environmental Laboratories (AEL) - AZ 0740
4620 E.Elwood St., Suite 13, Phoenix, AZ 85040 480-968-5888 Fax 480-966-1888

Client:	Tetra Tech	**Client Sample ID:**	N/A
Project:	Hwy 260 + Johnson	**Project Number:**	117-1303066
Lab Order:	17E027	**Collection:**	N/A
Lab ID:	Kits QC	**Matrix:**	Air

		Canister				Grab Sampler	
		Type		Vacuum	Vacuum	Type	
	Client	1.0 liter		before sampled	after sampled	5 minute-fill 1.0L canister	
AEL#	ID	SN#	Clean Batch#	Hg inch	psia	SN#	Clean Batch#
17E027-01	SV-9 Confirmation	1829	1705-02	29.0	10.66	203	1704-05
17E027-02	SV-2 Confirmation	1873	1705-04	29.0	8.34	080	1704-05
17E027-03	SV-11 Confirmation	1798	1705-04	29.0	9.58	082	1704-05
17E027-04	SV-16 Confirmation	1789	1705-02	29.0	11.02	134	1704-05
17E027-05	SV-18 Confirmation	E2361	1705-02	29.0	9.96	166	1704-05

Airtech Environmental Laboratories (AEL) - AZ 0740

4620 E.Elwood St., Suite 13, Phoenix, AZ 85040 480-968-5888 Fax 480-966-1888

Client:	Tetra Tech	**Client Sample ID:**	SV-9 Confirmation
Project:	Hwy 260 + Johnson	**Project Number:**	117-1303066
Lab Order:	17E027	**Collection:**	5/23/2017
Lab ID:	01	**Matrix:**	Soil Vapor

	ppbv		ug/M^3				Date	
Analyses	**Result**	**Limit**	**Result**	**Limit**	**Qual**	**DF**	**Analyzed**	**CAS#**
VOLATILE ORGANICS IN AIR	**TO-15**						Analyst: JJ	
1,1,1-Trichloroethane	< 100	100	< 546	546		200	5/31/2017	71-55-6
1,1,2,2-Tetrachloroethane	< 100	100	< 687	687		200	5/31/2017	79-34-5
1,1,2-Trichloroethane	< 100	100	< 546	546		200	5/31/2017	79-00-5
1,1-Dichloroethane	< 100	100	< 405	405		200	5/31/2017	75-34-3
1,1-Dichloroethene	< 100	100	< 397	397		200	5/31/2017	75-35-4
1,2,4-Trichlorobenzene	< 400	400	< 2,968	2,968		200	5/31/2017	120-82-1
1,2,4-Trimethylbenzene	< 100	100	< 492	492		200	5/31/2017	95-63-6
1,2-Dibromoethane	< 100	100	< 768	768		200	5/31/2017	106-93-4
1,2-Dichlorobenzene	< 100	100	< 601	601		200	5/31/2017	95-50-1
1,2-Dichloroethane	< 100	100	< 405	405		200	5/31/2017	107-06-2
1,2-Dichloropropane	< 100	100	< 462	462		200	5/31/2017	78-87-5
1,3,5-Trimethylbenzene	< 100	100	< 492	492		200	5/31/2017	108-67-8
1,3-Butadiene	< 100	100	< 221	221		200	5/31/2017	106-99-0
1,3-Dichlorobenzene	< 100	100	< 601	601		200	5/31/2017	541-73-1
1,4-Dichlorobenzene	< 100	100	< 601	601		200	5/31/2017	106-46-7
1,4-Dioxane	< 400	400	< 1,440	1,440		200	5/31/2017	123-91-1
2,2,4-Trimethylpentane	**282**	**100**	**1,314**	**466**		200	5/31/2017	540-84-1
2-Butanone (MEK)	< 1,000	1,000	< 2,950	2,950		200	5/31/2017	78-93-3
2-Hexanone	< 1,000	1,000	< 4,100	4,100		200	5/31/2017	591-78-6
2-Propanol (IPA)	< 1,000	1,000	< 2,450	2,450		200	5/31/2017	67-63-0
4-Ethyltoluene	< 200	200	< 984	984		200	5/31/2017	622-96-8
4-Methyl-2-pentanone (MIK)	< 1,000	1,000	< 4,100	4,100		200	5/31/2017	108-10-1
Acetone	< 1,000	1,000	< 2,380	2,380		200	5/31/2017	67-64-1
Allyl chloride	< 200	200	< 626	626		200	5/31/2017	107-05-1
Benzene	**136**	**100**	**434**	**319**		200	5/31/2017	71-43-2
Benzyl chloride	< 400	400	< 2,072	2,072	L5	200	5/31/2017	100-44-7
Bromodichloromethane	< 100	100	< 670	670		200	5/31/2017	75-27-4
Bromoethene(Vinyl Bromide)	< 100	100	< 437	437		200	5/31/2017	593-60-2
Bromoform	< 100	100	< 1,034	1,034	L5	200	5/31/2017	75-25-2
Bromomethane	< 100	100	< 388	388		200	5/31/2017	74-83-9
Butyl benzene	< 200	200	< 1,098	1,098		200	5/31/2017	104-51-8
Carbon disulfide	< 400	400	< 1,244	1,244		200	5/31/2017	75-15-0
Carbon tetrachloride	< 100	100	< 629	629		200	5/31/2017	56-23-5
Chlorobenzene	< 100	100	< 460	460		200	5/31/2017	108-90-7
Chloroethane	< 100	100	< 264	264		200	5/31/2017	75-00-3
Chloroform	< 100	100	< 488	488		200	5/31/2017	67-66-3
Chloromethane	< 200	200	< 414	414		200	5/31/2017	74-87-3
cis-1,2-Dichloroethene	< 100	100	< 396	396		200	5/31/2017	156-59-2
cis-1,3-Dichloropropene	< 100	100	< 454	454		200	5/31/2017	10061-01-5
Cyclohexane	< 100	100	< 344	344		200	5/31/2017	110-82-7
Dibromochloromethane	< 100	100	< 852	852		200	5/31/2017	124-48-1
Dichlorodifluoromethane(F-12)	< 200	200	< 990	990		200	5/31/2017	75-71-8
Dichlorotetrafluoroethane(F-114)	< 100	100	< 699	699		200	5/31/2017	76-14-2
Ethanol	< 1,000	1,000	< 1,880	1,880		200	5/31/2017	64-17-5
Ethyl Acetate	< 100	100	< 360	360		200	5/31/2017	141-78-6
Ethylbenzene	< 100	100	< 434	434		200	5/31/2017	100-41-4

Airtech Environmental Laboratories (AEL) - AZ 0740

4620 E.Elwood St., Suite 13, Phoenix, AZ 85040 480-968-5888 Fax 480-966-1888

Client:	Tetra Tech	**Client Sample ID:**	SV-9 Confirmation
Project:	Hwy 260 + Johnson	**Project Number:**	117-1303066
Lab Order:	17E027	**Collection:**	5/23/2017
Lab ID:	01	**Matrix:**	Soil Vapor

Analyses	ppbv Result	ppbv Limit	ug/M^3 Result	ug/M^3 Limit	Qual	DF	Date Analyzed	CAS#
VOLATILE ORGANICS IN AIR		**TO-15**					Analyst: JJ	
Heptane	**466**	**100**	**1,911**	**410**		200	5/31/2017	142-82-5
Hexachlorobutadiene	< 200	200	< 2,134	2,134	L5	200	5/31/2017	87-68-3
Hexane	< 200	200	< 704	704		200	5/31/2017	110-54-3
Isopropylbenzene	< 200	200	< 984	984		200	5/31/2017	98-82-8
m&p-Xylene	< 200	200	< 868	868		200	5/31/2017	179601-23-1
Methyl tert-butyl ether	< 400	400	< 1,444	1,444		200	5/31/2017	1634-04-4
Methylcyclohexane	< 200	200	< 804	804		200	5/31/2017	108-87-2
Methylene chloride	< 400	400	< 1,388	1,388		200	5/31/2017	75-09-2
Naphthalene	< 1,000	1,000	< 5,240	5,240		200	5/31/2017	91-20-3
Nonane	< 200	200	< 1,048	1,048		200	5/31/2017	111-84-2
Octane	< 200	200	< 934	934		200	5/31/2017	111-65-9
o-Xylene	< 100	100	< 434	434		200	5/31/2017	95-47-6
Propene (Propylene)	< 200	200	< 344	344		200	5/31/2017	115-07-1
Propylbenzene	< 200	200	< 984	984		200	5/31/2017	103-65-1
Sec-Butyl benzene	< 200	200	< 1,098	1,098		200	5/31/2017	135-98-8
Styrene	< 100	100	< 426	426		200	5/31/2017	100-42-5
Tert-Butyl benzene	< 200	200	< 1,098	1,098		200	5/31/2017	98-06-6
Tetrachloroethene	**5,190**	**200**	**35,190**	**1,356**		200	5/31/2017	127-18-4
Tetrahydrofuran	< 400	400	< 1,180	1,180		200	5/31/2017	109-99-9
Toluene	**634**	**100**	**2,390**	**377**		200	5/31/2017	108-88-3
trans-1,2-Dichloroethene	< 100	100	< 396	396		200	5/31/2017	156-60-5
trans-1,3-Dichloropropene	< 100	100	< 454	454		200	5/31/2017	10061-02-6
Trichloroethene	< 100	100	< 537	537		200	5/31/2017	79-01-6
Trichlorofluoromethane(F-11)	< 100	100	< 562	562		200	5/31/2017	75-69-4
Trichlorotrifluoroethane(F-113)	< 100	100	< 766	766		200	5/31/2017	76-13-1
Vinyl acetate	< 100	100	< 352	352		200	5/31/2017	108-05-4
Vinyl chloride	< 100	100	< 256	256		200	5/31/2017	75-01-4
Surr: 4-Bromofluorobenzene	100	70-130	%REC					

Tentatively Identified Compounds (TIC's)

Difluoroethane	< 2,000	2,000	ppbv		T4	200	5/31/2017

Airtech Environmental Laboratories (AEL) - AZ 0740

4620 E.Elwood St., Suite 13, Phoenix, AZ 85040 480-968-5888 Fax 480-966-1888

Client:	Tetra Tech	**Client Sample ID:**	SV-2 Confirmation
Project:	Hwy 260 + Johnson	**Project Number:**	117-1303066
Lab Order:	17E027	**Collection:**	5/23/2017
Lab ID:	02	**Matrix:**	Soil Vapor

Analyses	ppbv Result	ppbv Limit	ug/M^3 Result	ug/M^3 Limit	Qual	DF	Date Analyzed	CAS#
VOLATILE ORGANICS IN AIR		**TO-15**					Analyst: JJ	
1,1,1-Trichloroethane	< 10	10	< 54.6	54.6		20	5/31/2017	71-55-6
1,1,2,2-Tetrachloroethane	< 10	10	< 68.7	68.7		20	5/31/2017	79-34-5
1,1,2-Trichloroethane	< 10	10	< 54.6	54.6		20	5/31/2017	79-00-5
1,1-Dichloroethane	< 10	10	< 40.5	40.5		20	5/31/2017	75-34-3
1,1-Dichloroethene	< 10	10	< 39.7	39.7		20	5/31/2017	75-35-4
1,2,4-Trichlorobenzene	< 40	40	< 297	297		20	5/31/2017	120-82-1
1,2,4-Trimethylbenzene	< 10	10	< 49.2	49.2		20	5/31/2017	95-63-6
1,2-Dibromoethane	< 10	10	< 76.8	76.8		20	5/31/2017	106-93-4
1,2-Dichlorobenzene	< 10	10	< 60.1	60.1		20	5/31/2017	95-50-1
1,2-Dichloroethane	< 10	10	< 40.5	40.5		20	5/31/2017	107-06-2
1,2-Dichloropropane	< 10	10	< 46.2	46.2		20	5/31/2017	78-87-5
1,3,5-Trimethylbenzene	< 10	10	< 49.2	49.2		20	5/31/2017	108-67-8
1,3-Butadiene	< 10	10	< 22.1	22.1		20	5/31/2017	106-99-0
1,3-Dichlorobenzene	< 10	10	< 60.1	60.1		20	5/31/2017	541-73-1
1,4-Dichlorobenzene	< 10	10	< 60.1	60.1		20	5/31/2017	106-46-7
1,4-Dioxane	< 40	40	< 144	144		20	5/31/2017	123-91-1
2,2,4-Trimethylpentane	< 10	10	< 46.6	46.6		20	5/31/2017	540-84-1
2-Butanone (MEK)	< 100	100	< 295	295		20	5/31/2017	78-93-3
2-Hexanone	< 100	100	< 410	410		20	5/31/2017	591-78-6
2-Propanol (IPA)	< 100	100	< 245	245		20	5/31/2017	67-63-0
4-Ethyltoluene	< 20	20	< 98.4	98.4		20	5/31/2017	622-96-8
4-Methyl-2-pentanone (MIK)	< 100	100	< 410	410		20	5/31/2017	108-10-1
Acetone	< 100	100	< 238	238		20	5/31/2017	67-64-1
Allyl chloride	< 20	20	< 62.6	62.6		20	5/31/2017	107-05-1
Benzene	< 10	10	< 31.9	31.9		20	5/31/2017	71-43-2
Benzyl chloride	< 40	40	< 207	207	L5	20	5/31/2017	100-44-7
Bromodichloromethane	< 10	10	< 67.0	67.0		20	5/31/2017	75-27-4
Bromoethene(Vinyl Bromide)	< 10	10	< 43.7	43.7		20	5/31/2017	593-60-2
Bromoform	< 10	10	< 103	103	L5	20	5/31/2017	75-25-2
Bromomethane	< 10	10	< 38.8	38.8		20	5/31/2017	74-83-9
Butyl benzene	< 20	20	< 110	110		20	5/31/2017	104-51-8
Carbon disulfide	< 40	40	< 124	124		20	5/31/2017	75-15-0
Carbon tetrachloride	< 10	10	< 62.9	62.9		20	5/31/2017	56-23-5
Chlorobenzene	< 10	10	< 46.0	46.0		20	5/31/2017	108-90-7
Chloroethane	< 10	10	< 26.4	26.4		20	5/31/2017	75-00-3
Chloroform	< 10	10	< 48.8	48.8		20	5/31/2017	67-66-3
Chloromethane	< 20	20	< 41.4	41.4		20	5/31/2017	74-87-3
cis-1,2-Dichloroethene	< 10	10	< 39.6	39.6		20	5/31/2017	156-59-2
cis-1,3-Dichloropropene	< 10	10	< 45.4	45.4		20	5/31/2017	10061-01-5
Cyclohexane	< 10	10	< 34.4	34.4		20	5/31/2017	110-82-7
Dibromochloromethane	< 10	10	< 85.2	85.2		20	5/31/2017	124-48-1
Dichlorodifluoromethane(F-12)	< 20	20	< 99.0	99.0		20	5/31/2017	75-71-8
Dichlorotetrafluoroethane(F-114)	< 10	10	< 69.9	69.9		20	5/31/2017	76-14-2
Ethanol	< 100	100	< 188	188		20	5/31/2017	64-17-5
Ethyl Acetate	< 10	10	< 36.0	36.0		20	5/31/2017	141-78-6
Ethylbenzene	< 10	10	< 43.4	43.4		20	5/31/2017	100-41-4

Airtech Environmental Laboratories (AEL) - AZ 0740

4620 E.Elwood St., Suite 13, Phoenix, AZ 85040 480-968-5888 Fax 480-966-1888

Client:	Tetra Tech	**Client Sample ID:**	SV-2 Confirmation
Project:	Hwy 260 + Johnson	**Project Number:**	117-1303066
Lab Order:	17E027	**Collection:**	5/23/2017
Lab ID:	02	**Matrix:**	Soil Vapor

Analyses	ppbv Result	ppbv Limit	ug/M^3 Result	ug/M^3 Limit	Qual	DF	Date Analyzed	CAS#
VOLATILE ORGANICS IN AIR		**TO-15**					Analyst: JJ	
Heptane	< 10	10	< 41.0	41.0		20	5/31/2017	142-82-5
Hexachlorobutadiene	< 20	20	< 213	213	L5	20	5/31/2017	87-68-3
Hexane	< 20	20	< 70.4	70.4		20	5/31/2017	110-54-3
Isopropylbenzene	< 20	20	< 98.4	98.4		20	5/31/2017	98-82-8
m&p-Xylene	< 20	20	< 86.8	86.8		20	5/31/2017	179601-23-1
Methyl tert-butyl ether	< 40	40	< 144	144		20	5/31/2017	1634-04-4
Methylcyclohexane	< 20	20	< 80.4	80.4		20	5/31/2017	108-87-2
Methylene chloride	< 40	40	< 139	139		20	5/31/2017	75-09-2
Naphthalene	< 100	100	< 524	524		20	5/31/2017	91-20-3
Nonane	< 20	20	< 105	105		20	5/31/2017	111-84-2
Octane	< 20	20	< 93.4	93.4		20	5/31/2017	111-65-9
o-Xylene	< 10	10	< 43.4	43.4		20	5/31/2017	95-47-6
Propene (Propylene)	< 20	20	< 34.4	34.4		20	5/31/2017	115-07-1
Propylbenzene	< 20	20	< 98.4	98.4		20	5/31/2017	103-65-1
Sec-Butyl benzene	< 20	20	< 110	110		20	5/31/2017	135-98-8
Styrene	< 10	10	< 42.6	42.6		20	5/31/2017	100-42-5
Tert-Butyl benzene	< 20	20	< 110	110		20	5/31/2017	98-06-6
Tetrachloroethene	**177**	**20**	**1,200**	**136**		20	5/31/2017	127-18-4
Tetrahydrofuran	< 40	40	< 118	118		20	5/31/2017	109-99-9
Toluene	< 10	10	< 37.7	37.7		20	5/31/2017	108-88-3
trans-1,2-Dichloroethene	< 10	10	< 39.6	39.6		20	5/31/2017	156-60-5
trans-1,3-Dichloropropene	< 10	10	< 45.4	45.4		20	5/31/2017	10061-02-6
Trichloroethene	< 10	10	< 53.7	53.7		20	5/31/2017	79-01-6
Trichlorofluoromethane(F-11)	< 10	10	< 56.2	56.2		20	5/31/2017	75-69-4
Trichlorotrifluoroethane(F-113)	< 10	10	< 76.6	76.6		20	5/31/2017	76-13-1
Vinyl acetate	< 10	10	< 35.2	35.2		20	5/31/2017	108-05-4
Vinyl chloride	< 10	10	< 25.6	25.6		20	5/31/2017	75-01-4
Surr: 4-Bromofluorobenzene	98.1	70-130	%REC					

Tentatively Identified Compounds (TIC's)

Difluoroethane	< 200	200	ppbv		T4	20	5/31/2017	

Airtech Environmental Laboratories (AEL) - AZ 0740

4620 E.Elwood St., Suite 13, Phoenix, AZ 85040 480-968-5888 Fax 480-966-1888

Client:	Tetra Tech	**Client Sample ID:**	SV-11 Confirmation
Project:	Hwy 260 + Johnson	**Project Number:**	117-1303066
Lab Order:	17E027	**Collection:**	5/23/2017
Lab ID:	03	**Matrix:**	Soil Vapor

	ppbv		ug/M^3				Date	
Analyses	**Result**	**Limit**	**Result**	**Limit**	**Qual**	**DF**	**Analyzed**	**CAS#**
VOLATILE ORGANICS IN AIR		**TO-15**					Analyst: JJ	
1,1,1-Trichloroethane	< 10	10	< 54.6	54.6		20	5/31/2017	71-55-6
1,1,2,2-Tetrachloroethane	< 10	10	< 68.7	68.7		20	5/31/2017	79-34-5
1,1,2-Trichloroethane	< 10	10	< 54.6	54.6		20	5/31/2017	79-00-5
1,1-Dichloroethane	< 10	10	< 40.5	40.5		20	5/31/2017	75-34-3
1,1-Dichloroethene	< 10	10	< 39.7	39.7		20	5/31/2017	75-35-4
1,2,4-Trichlorobenzene	< 40	40	< 297	297		20	5/31/2017	120-82-1
1,2,4-Trimethylbenzene	< 10	10	< 49.2	49.2		20	5/31/2017	95-63-6
1,2-Dibromoethane	< 10	10	< 76.8	76.8		20	5/31/2017	106-93-4
1,2-Dichlorobenzene	< 10	10	< 60.1	60.1		20	5/31/2017	95-50-1
1,2-Dichloroethane	< 10	10	< 40.5	40.5		20	5/31/2017	107-06-2
1,2-Dichloropropane	< 10	10	< 46.2	46.2		20	5/31/2017	78-87-5
1,3,5-Trimethylbenzene	< 10	10	< 49.2	49.2		20	5/31/2017	108-67-8
1,3-Butadiene	< 10	10	< 22.1	22.1		20	5/31/2017	106-99-0
1,3-Dichlorobenzene	< 10	10	< 60.1	60.1		20	5/31/2017	541-73-1
1,4-Dichlorobenzene	< 10	10	< 60.1	60.1		20	5/31/2017	106-46-7
1,4-Dioxane	< 40	40	< 144	144		20	5/31/2017	123-91-1
2,2,4-Trimethylpentane	< 10	10	< 46.6	46.6		20	5/31/2017	540-84-1
2-Butanone (MEK)	< 100	100	< 295	295		20	5/31/2017	78-93-3
2-Hexanone	< 100	100	< 410	410		20	5/31/2017	591-78-6
2-Propanol (IPA)	< 100	100	< 245	245		20	5/31/2017	67-63-0
4-Ethyltoluene	< 20	20	< 98.4	98.4		20	5/31/2017	622-96-8
4-Methyl-2-pentanone (MIK)	< 100	100	< 410	410		20	5/31/2017	108-10-1
Acetone	< 100	100	< 238	238		20	5/31/2017	67-64-1
Allyl chloride	< 20	20	< 62.6	62.6		20	5/31/2017	107-05-1
Benzene	< 10	10	< 31.9	31.9		20	5/31/2017	71-43-2
Benzyl chloride	< 40	40	< 207	207	L5	20	5/31/2017	100-44-7
Bromodichloromethane	< 10	10	< 67.0	67.0		20	5/31/2017	75-27-4
Bromoethene(Vinyl Bromide)	< 10	10	< 43.7	43.7		20	5/31/2017	593-60-2
Bromoform	< 10	10	< 103	103	L5	20	5/31/2017	75-25-2
Bromomethane	< 10	10	< 38.8	38.8		20	5/31/2017	74-83-9
Butyl benzene	< 20	20	< 110	110		20	5/31/2017	104-51-8
Carbon disulfide	< 40	40	< 124	124		20	5/31/2017	75-15-0
Carbon tetrachloride	< 10	10	< 62.9	62.9		20	5/31/2017	56-23-5
Chlorobenzene	< 10	10	< 46.0	46.0		20	5/31/2017	108-90-7
Chloroethane	< 10	10	< 26.4	26.4		20	5/31/2017	75-00-3
Chloroform	< 10	10	< 48.8	48.8		20	5/31/2017	67-66-3
Chloromethane	< 20	20	< 41.4	41.4		20	5/31/2017	74-87-3
cis-1,2-Dichloroethene	< 10	10	< 39.6	39.6		20	5/31/2017	156-59-2
cis-1,3-Dichloropropene	< 10	10	< 45.4	45.4		20	5/31/2017	10061-01-5
Cyclohexane	< 10	10	< 34.4	34.4		20	5/31/2017	110-82-7
Dibromochloromethane	< 10	10	< 85.2	85.2		20	5/31/2017	124-48-1
Dichlorodifluoromethane(F-12)	< 20	20	< 99.0	99.0		20	5/31/2017	75-71-8
Dichlorotetrafluoroethane(F-114)	< 10	10	< 69.9	69.9		20	5/31/2017	76-14-2
Ethanol	< 100	100	< 188	188		20	5/31/2017	64-17-5
Ethyl Acetate	< 10	10	< 36.0	36.0		20	5/31/2017	141-78-6
Ethylbenzene	< 10	10	< 43.4	43.4		20	5/31/2017	100-41-4

Airtech Environmental Laboratories (AEL) - AZ 0740

4620 E.Elwood St., Suite 13, Phoenix, AZ 85040 480-968-5888 Fax 480-966-1888

Client:	Tetra Tech	**Client Sample ID:**	SV-11 Confirmation
Project:	Hwy 260 + Johnson	**Project Number:**	117-1303066
Lab Order:	17E027	**Collection:**	5/23/2017
Lab ID:	03	**Matrix:**	Soil Vapor

Analyses	ppbv Result	ppbv Limit	ug/M^3 Result	ug/M^3 Limit	Qual	DF	Date Analyzed	CAS#
VOLATILE ORGANICS IN AIR		**TO-15**					Analyst: JJ	
Heptane	< 10	10	< 41.0	41.0		20	5/31/2017	142-82-5
Hexachlorobutadiene	< 20	20	< 213	213	L5	20	5/31/2017	87-68-3
Hexane	< 20	20	< 70.4	70.4		20	5/31/2017	110-54-3
Isopropylbenzene	< 20	20	< 98.4	98.4		20	5/31/2017	98-82-8
m&p-Xylene	< 20	20	< 86.8	86.8		20	5/31/2017	179601-23-1
Methyl tert-butyl ether	< 40	40	< 144	144		20	5/31/2017	1634-04-4
Methylcyclohexane	< 20	20	< 80.4	80.4		20	5/31/2017	108-87-2
Methylene chloride	< 40	40	< 139	139		20	5/31/2017	75-09-2
Naphthalene	< 100	100	< 524	524		20	5/31/2017	91-20-3
Nonane	< 20	20	< 105	105		20	5/31/2017	111-84-2
Octane	< 20	20	< 93.4	93.4		20	5/31/2017	111-65-9
o-Xylene	< 10	10	< 43.4	43.4		20	5/31/2017	95-47-6
Propene (Propylene)	< 20	20	< 34.4	34.4		20	5/31/2017	115-07-1
Propylbenzene	< 20	20	< 98.4	98.4		20	5/31/2017	103-65-1
Sec-Butyl benzene	< 20	20	< 110	110		20	5/31/2017	135-98-8
Styrene	< 10	10	< 42.6	42.6		20	5/31/2017	100-42-5
Tert-Butyl benzene	< 20	20	< 110	110		20	5/31/2017	98-06-6
Tetrachloroethene	**673**	**20**	**4,570**	**136**		20	5/31/2017	127-18-4
Tetrahydrofuran	< 40	40	< 118	118		20	5/31/2017	109-99-9
Toluene	< 10	10	< 37.7	37.7		20	5/31/2017	108-88-3
trans-1,2-Dichloroethene	< 10	10	< 39.6	39.6		20	5/31/2017	156-60-5
trans-1,3-Dichloropropene	< 10	10	< 45.4	45.4		20	5/31/2017	10061-02-6
Trichloroethene	< 10	10	< 53.7	53.7		20	5/31/2017	79-01-6
Trichlorofluoromethane(F-11)	< 10	10	< 56.2	56.2		20	5/31/2017	75-69-4
Trichlorotrifluoroethane(F-113)	< 10	10	< 76.6	76.6		20	5/31/2017	76-13-1
Vinyl acetate	< 10	10	< 35.2	35.2		20	5/31/2017	108-05-4
Vinyl chloride	< 10	10	< 25.6	25.6		20	5/31/2017	75-01-4
Surr: 4-Bromofluorobenzene	99.4	70-130	%REC					

Tentatively Identified Compounds (TIC's)

Difluoroethane	< 200	200	ppbv		T4	20	5/31/2017

Airtech Environmental Laboratories (AEL) - AZ 0740

4620 E.Elwood St., Suite 13, Phoenix, AZ 85040 480-968-5888 Fax 480-966-1888

Client:	Tetra Tech	**Client Sample ID:**	SV-16 Confirmation
Project:	Hwy 260 + Johnson	**Project Number:**	117-1303066
Lab Order:	17E027	**Collection:**	5/23/2017
Lab ID:	04	**Matrix:**	Soil Vapor

	ppbv		ug/M^3				Date	
Analyses	**Result**	**Limit**	**Result**	**Limit**	**Qual**	**DF**	**Analyzed**	**CAS#**
VOLATILE ORGANICS IN AIR		**TO-15**					Analyst: JJ	
1,1,1-Trichloroethane	< 10	10	< 54.6	54.6		20	5/31/2017	71-55-6
1,1,2,2-Tetrachloroethane	< 10	10	< 68.7	68.7		20	5/31/2017	79-34-5
1,1,2-Trichloroethane	< 10	10	< 54.6	54.6		20	5/31/2017	79-00-5
1,1-Dichloroethane	< 10	10	< 40.5	40.5		20	5/31/2017	75-34-3
1,1-Dichloroethene	< 10	10	< 39.7	39.7		20	5/31/2017	75-35-4
1,2,4-Trichlorobenzene	< 40	40	< 297	297		20	5/31/2017	120-82-1
1,2,4-Trimethylbenzene	< 10	10	< 49.2	49.2		20	5/31/2017	95-63-6
1,2-Dibromoethane	< 10	10	< 76.8	76.8		20	5/31/2017	106-93-4
1,2-Dichlorobenzene	< 10	10	< 60.1	60.1		20	5/31/2017	95-50-1
1,2-Dichloroethane	< 10	10	< 40.5	40.5		20	5/31/2017	107-06-2
1,2-Dichloropropane	< 10	10	< 46.2	46.2		20	5/31/2017	78-87-5
1,3,5-Trimethylbenzene	< 10	10	< 49.2	49.2		20	5/31/2017	108-67-8
1,3-Butadiene	< 10	10	< 22.1	22.1		20	5/31/2017	106-99-0
1,3-Dichlorobenzene	< 10	10	< 60.1	60.1		20	5/31/2017	541-73-1
1,4-Dichlorobenzene	< 10	10	< 60.1	60.1		20	5/31/2017	106-46-7
1,4-Dioxane	< 40	40	< 144	144		20	5/31/2017	123-91-1
2,2,4-Trimethylpentane	< 10	10	< 46.6	46.6		20	5/31/2017	540-84-1
2-Butanone (MEK)	< 100	100	< 295	295		20	5/31/2017	78-93-3
2-Hexanone	< 100	100	< 410	410		20	5/31/2017	591-78-6
2-Propanol (IPA)	< 100	100	< 245	245		20	5/31/2017	67-63-0
4-Ethyltoluene	< 20	20	< 98.4	98.4		20	5/31/2017	622-96-8
4-Methyl-2-pentanone (MIK)	< 100	100	< 410	410		20	5/31/2017	108-10-1
Acetone	< 100	100	< 238	238		20	5/31/2017	67-64-1
Allyl chloride	< 20	20	< 62.6	62.6		20	5/31/2017	107-05-1
Benzene	< 10	10	< 31.9	31.9		20	5/31/2017	71-43-2
Benzyl chloride	< 40	40	< 207	207	L5	20	5/31/2017	100-44-7
Bromodichloromethane	< 10	10	< 67.0	67.0		20	5/31/2017	75-27-4
Bromoethene(Vinyl Bromide)	< 10	10	< 43.7	43.7		20	5/31/2017	593-60-2
Bromoform	< 10	10	< 103	103	L5	20	5/31/2017	75-25-2
Bromomethane	< 10	10	< 38.8	38.8		20	5/31/2017	74-83-9
Butyl benzene	< 20	20	< 110	110		20	5/31/2017	104-51-8
Carbon disulfide	< 40	40	< 124	124		20	5/31/2017	75-15-0
Carbon tetrachloride	< 10	10	< 62.9	62.9		20	5/31/2017	56-23-5
Chlorobenzene	< 10	10	< 46.0	46.0		20	5/31/2017	108-90-7
Chloroethane	< 10	10	< 26.4	26.4		20	5/31/2017	75-00-3
Chloroform	< 10	10	< 48.8	48.8		20	5/31/2017	67-66-3
Chloromethane	< 20	20	< 41.4	41.4		20	5/31/2017	74-87-3
cis-1,2-Dichloroethene	< 10	10	< 39.6	39.6		20	5/31/2017	156-59-2
cis-1,3-Dichloropropene	< 10	10	< 45.4	45.4		20	5/31/2017	10061-01-5
Cyclohexane	< 10	10	< 34.4	34.4		20	5/31/2017	110-82-7
Dibromochloromethane	< 10	10	< 85.2	85.2		20	5/31/2017	124-48-1
Dichlorodifluoromethane(F-12)	< 20	20	< 99.0	99.0		20	5/31/2017	75-71-8
Dichlorotetrafluoroethane(F-114)	< 10	10	< 69.9	69.9		20	5/31/2017	76-14-2
Ethanol	< 100	100	< 188	188		20	5/31/2017	64-17-5
Ethyl Acetate	< 10	10	< 36.0	36.0		20	5/31/2017	141-78-6
Ethylbenzene	< 10	10	< 43.4	43.4		20	5/31/2017	100-41-4

Airtech Environmental Laboratories (AEL) - AZ 0740

4620 E.Elwood St., Suite 13, Phoenix, AZ 85040 480-968-5888 Fax 480-966-1888

Client:	Tetra Tech	**Client Sample ID:**	SV-16 Confirmation
Project:	Hwy 260 + Johnson	**Project Number:**	117-1303066
Lab Order:	17E027	**Collection:**	5/23/2017
Lab ID:	04	**Matrix:**	Soil Vapor

Analyses	ppbv Result	ppbv Limit	ug/M^3 Result	ug/M^3 Limit	Qual	DF	Date Analyzed	CAS#
VOLATILE ORGANICS IN AIR		**TO-15**					Analyst: JJ	
Heptane	< 10	10	< 41.0	41.0		20	5/31/2017	142-82-5
Hexachlorobutadiene	< 20	20	< 213	213	L5	20	5/31/2017	87-68-3
Hexane	< 20	20	< 70.4	70.4		20	5/31/2017	110-54-3
Isopropylbenzene	< 20	20	< 98.4	98.4		20	5/31/2017	98-82-8
m&p-Xylene	< 20	20	< 86.8	86.8		20	5/31/2017	179601-23-1
Methyl tert-butyl ether	< 40	40	< 144	144		20	5/31/2017	1634-04-4
Methylcyclohexane	< 20	20	< 80.4	80.4		20	5/31/2017	108-87-2
Methylene chloride	< 40	40	< 139	139		20	5/31/2017	75-09-2
Naphthalene	< 100	100	< 524	524		20	5/31/2017	91-20-3
Nonane	< 20	20	< 105	105		20	5/31/2017	111-84-2
Octane	< 20	20	< 93.4	93.4		20	5/31/2017	111-65-9
o-Xylene	< 10	10	< 43.4	43.4		20	5/31/2017	95-47-6
Propene (Propylene)	< 20	20	< 34.4	34.4		20	5/31/2017	115-07-1
Propylbenzene	< 20	20	< 98.4	98.4		20	5/31/2017	103-65-1
Sec-Butyl benzene	< 20	20	< 110	110		20	5/31/2017	135-98-8
Styrene	< 10	10	< 42.6	42.6		20	5/31/2017	100-42-5
Tert-Butyl benzene	< 20	20	< 110	110		20	5/31/2017	98-06-6
Tetrachloroethene	**230**	**20**	**1,560**	**136**		20	5/31/2017	127-18-4
Tetrahydrofuran	< 40	40	< 118	118		20	5/31/2017	109-99-9
Toluene	< 10	10	< 37.7	37.7		20	5/31/2017	108-88-3
trans-1,2-Dichloroethene	< 10	10	< 39.6	39.6		20	5/31/2017	156-60-5
trans-1,3-Dichloropropene	< 10	10	< 45.4	45.4		20	5/31/2017	10061-02-6
Trichloroethene	< 10	10	< 53.7	53.7		20	5/31/2017	79-01-6
Trichlorofluoromethane(F-11)	< 10	10	< 56.2	56.2		20	5/31/2017	75-69-4
Trichlorotrifluoroethane(F-113)	< 10	10	< 76.6	76.6		20	5/31/2017	76-13-1
Vinyl acetate	< 10	10	< 35.2	35.2		20	5/31/2017	108-05-4
Vinyl chloride	< 10	10	< 25.6	25.6		20	5/31/2017	75-01-4
Surr: 4-Bromofluorobenzene	102	70-130	%REC					

Tentatively Identified Compounds (TIC's)

Difluoroethane	< 200	200	ppbv		T4	20	5/31/2017	

Airtech Environmental Laboratories (AEL) - AZ 0740

4620 E.Elwood St., Suite 13, Phoenix, AZ 85040 480-968-5888 Fax 480-966-1888

Client:	Tetra Tech	**Client Sample ID:**	SV-18 Confirmation
Project:	Hwy 260 + Johnson	**Project Number:**	117-1303066
Lab Order:	17E027	**Collection:**	5/23/2017
Lab ID:	05	**Matrix:**	Soil Vapor

	ppbv		ug/M^3				Date	
Analyses	**Result**	**Limit**	**Result**	**Limit**	**Qual**	**DF**	**Analyzed**	**CAS#**
VOLATILE ORGANICS IN AIR	**TO-15**						Analyst: JJ	
1,1,1-Trichloroethane	< 250	250	< 1,365	1,365		500	5/31/2017	71-55-6
1,1,2,2-Tetrachloroethane	< 250	250	< 1,718	1,718		500	5/31/2017	79-34-5
1,1,2-Trichloroethane	< 250	250	< 1,365	1,365		500	5/31/2017	79-00-5
1,1-Dichloroethane	< 250	250	< 1,013	1,013		500	5/31/2017	75-34-3
1,1-Dichloroethene	< 250	250	< 993	993		500	5/31/2017	75-35-4
1,2,4-Trichlorobenzene	< 1,000	1,000	< 7,420	7,420		500	5/31/2017	120-82-1
1,2,4-Trimethylbenzene	< 250	250	< 1,230	1,230		500	5/31/2017	95-63-6
1,2-Dibromoethane	< 250	250	< 1,920	1,920		500	5/31/2017	106-93-4
1,2-Dichlorobenzene	< 250	250	< 1,503	1,503		500	5/31/2017	95-50-1
1,2-Dichloroethane	< 250	250	< 1,013	1,013		500	5/31/2017	107-06-2
1,2-Dichloropropane	< 250	250	< 1,155	1,155		500	5/31/2017	78-87-5
1,3,5-Trimethylbenzene	< 250	250	< 1,230	1,230		500	5/31/2017	108-67-8
1,3-Butadiene	< 250	250	< 553	553		500	5/31/2017	106-99-0
1,3-Dichlorobenzene	< 250	250	< 1,503	1,503		500	5/31/2017	541-73-1
1,4-Dichlorobenzene	< 250	250	< 1,503	1,503		500	5/31/2017	106-46-7
1,4-Dioxane	< 1,000	1,000	< 3,600	3,600		500	5/31/2017	123-91-1
2,2,4-Trimethylpentane	< 250	250	< 1,165	1,165		500	5/31/2017	540-84-1
2-Butanone (MEK)	< 2,500	2,500	< 7,375	7,375		500	5/31/2017	78-93-3
2-Hexanone	< 2,500	2,500	< 10,250	10,250		500	5/31/2017	591-78-6
2-Propanol (IPA)	< 2,500	2,500	< 6,125	6,125		500	5/31/2017	67-63-0
4-Ethyltoluene	< 500	500	< 2,460	2,460		500	5/31/2017	622-96-8
4-Methyl-2-pentanone (MIK)	< 2,500	2,500	< 10,250	10,250		500	5/31/2017	108-10-1
Acetone	< 2,500	2,500	< 5,950	5,950		500	5/31/2017	67-64-1
Allyl chloride	< 500	500	< 1,565	1,565		500	5/31/2017	107-05-1
Benzene	< 250	250	< 798	798		500	5/31/2017	71-43-2
Benzyl chloride	< 1,000	1,000	< 5,180	5,180	L5	500	5/31/2017	100-44-7
Bromodichloromethane	< 250	250	< 1,675	1,675		500	5/31/2017	75-27-4
Bromoethene(Vinyl Bromide)	< 250	250	< 1,093	1,093		500	5/31/2017	593-60-2
Bromoform	< 250	250	< 2,585	2,585	L5	500	5/31/2017	75-25-2
Bromomethane	< 250	250	< 970	970		500	5/31/2017	74-83-9
Butyl benzene	< 500	500	< 2,745	2,745		500	5/31/2017	104-51-8
Carbon disulfide	< 1,000	1,000	< 3,110	3,110		500	5/31/2017	75-15-0
Carbon tetrachloride	< 250	250	< 1,573	1,573		500	5/31/2017	56-23-5
Chlorobenzene	< 250	250	< 1,150	1,150		500	5/31/2017	108-90-7
Chloroethane	< 250	250	< 660	660		500	5/31/2017	75-00-3
Chloroform	< 250	250	< 1,220	1,220		500	5/31/2017	67-66-3
Chloromethane	< 500	500	< 1,035	1,035		500	5/31/2017	74-87-3
cis-1,2-Dichloroethene	< 250	250	< 990	990		500	5/31/2017	156-59-2
cis-1,3-Dichloropropene	< 250	250	< 1,135	1,135		500	5/31/2017	10061-01-5
Cyclohexane	< 250	250	< 860	860		500	5/31/2017	110-82-7
Dibromochloromethane	< 250	250	< 2,130	2,130		500	5/31/2017	124-48-1
Dichlorodifluoromethane(F-12)	< 500	500	< 2,475	2,475		500	5/31/2017	75-71-8
Dichlorotetrafluoroethane(F-114)	< 250	250	< 1,748	1,748		500	5/31/2017	76-14-2
Ethanol	< 2,500	2,500	< 4,700	4,700		500	5/31/2017	64-17-5
Ethyl Acetate	< 250	250	< 900	900		500	5/31/2017	141-78-6
Ethylbenzene	< 250	250	< 1,085	1,085		500	5/31/2017	100-41-4

Airtech Environmental Laboratories (AEL) - AZ 0740

4620 E.Elwood St., Suite 13, Phoenix, AZ 85040 480-968-5888 Fax 480-966-1888

Client:	Tetra Tech	**Client Sample ID:**	SV-18 Confirmation
Project:	Hwy 260 + Johnson	**Project Number:**	117-1303066
Lab Order:	17E027	**Collection:**	5/23/2017
Lab ID:	05	**Matrix:**	Soil Vapor

Analyses	ppbv Result	ppbv Limit	ug/M^3 Result	ug/M^3 Limit	Qual	DF	Date Analyzed	CAS#
VOLATILE ORGANICS IN AIR	**TO-15**						Analyst: JJ	
Heptane	< 250	250	< 1,025	1,025		500	5/31/2017	142-82-5
Hexachlorobutadiene	< 500	500	< 5,335	5,335	L5	500	5/31/2017	87-68-3
Hexane	< 500	500	< 1,760	1,760		500	5/31/2017	110-54-3
Isopropylbenzene	< 500	500	< 2,460	2,460		500	5/31/2017	98-82-8
m&p-Xylene	< 500	500	< 2,170	2,170		500	5/31/2017	179601-23-1
Methyl tert-butyl ether	< 1,000	1,000	< 3,610	3,610		500	5/31/2017	1634-04-4
Methylcyclohexane	< 500	500	< 2,010	2,010		500	5/31/2017	108-87-2
Methylene chloride	< 1,000	1,000	< 3,470	3,470		500	5/31/2017	75-09-2
Naphthalene	< 2,500	2,500	< 13,100	13,100		500	5/31/2017	91-20-3
Nonane	< 500	500	< 2,620	2,620		500	5/31/2017	111-84-2
Octane	< 500	500	< 2,335	2,335		500	5/31/2017	111-65-9
o-Xylene	< 250	250	< 1,085	1,085		500	5/31/2017	95-47-6
Propene (Propylene)	< 500	500	< 860	860		500	5/31/2017	115-07-1
Propylbenzene	< 500	500	< 2,460	2,460		500	5/31/2017	103-65-1
Sec-Butyl benzene	< 500	500	< 2,745	2,745		500	5/31/2017	135-98-8
Styrene	< 250	250	< 1,065	1,065		500	5/31/2017	100-42-5
Tert-Butyl benzene	< 500	500	< 2,745	2,745		500	5/31/2017	98-06-6
Tetrachloroethene	**6,550**	**500**	**44,410**	**3,390**		500	5/31/2017	127-18-4
Tetrahydrofuran	< 1,000	1,000	< 2,950	2,950		500	5/31/2017	109-99-9
Toluene	< 250	250	< 943	943		500	5/31/2017	108-88-3
trans-1,2-Dichloroethene	< 250	250	< 990	990		500	5/31/2017	156-60-5
trans-1,3-Dichloropropene	< 250	250	< 1,135	1,135		500	5/31/2017	10061-02-6
Trichloroethene	< 250	250	< 1,343	1,343		500	5/31/2017	79-01-6
Trichlorofluoromethane(F-11)	< 250	250	< 1,405	1,405		500	5/31/2017	75-69-4
Trichlorotrifluoroethane(F-113)	< 250	250	< 1,915	1,915		500	5/31/2017	76-13-1
Vinyl acetate	< 250	250	< 880	880		500	5/31/2017	108-05-4
Vinyl chloride	< 250	250	< 640	640		500	5/31/2017	75-01-4
Surr: 4-Bromofluorobenzene	101	70-130	%REC					

Tentatively Identified Compounds (TIC's)

Difluoroethane	< 5,000	5,000	ppbv		T4	500	5/31/2017

Airtech Environmental Laboratories (AEL) - AZ 0740

4620 E.Elwood St., Suite 13, Phoenix, AZ 85040 480-968-5888 Fax 480-966-1888

Client:	Tetra Tech	**Client Sample ID:**	N/A
Project:	Hwy 260 + Johnson	**Project Number:**	117-1303066
Lab Order:	17E027	**Collection:**	N/A
Lab ID:	Blank	**Matrix:**	Nitrogen

Method QC Data

Batch: MS010530 Analyst: JJ

Analyses	ppbv Result	ppbv Limit	ug/M^3 Result	ug/M^3 Limit	Qual	DF	Date Analyzed	CAS#
VOLATILE ORGANICS IN AIR		**TO-15**					Analyst: JJ	
1,1,1-Trichloroethane	< 0.5	0.5	< 2.73	2.73		1	5/30/2017	71-55-6
1,1,2,2-Tetrachloroethane	< 0.5	0.5	< 3.44	3.44		1	5/30/2017	79-34-5
1,1,2-Trichloroethane	< 0.5	0.5	< 2.73	2.73		1	5/30/2017	79-00-5
1,1-Dichloroethane	< 0.5	0.5	< 2.03	2.03		1	5/30/2017	75-34-3
1,1-Dichloroethene	< 0.5	0.5	< 1.99	1.99		1	5/30/2017	75-35-4
1,2,4-Trichlorobenzene	< 2.0	2.0	< 14.8	14.8		1	5/30/2017	120-82-1
1,2,4-Trimethylbenzene	< 0.5	0.5	< 2.46	2.46		1	5/30/2017	95-63-6
1,2-Dibromoethane	< 0.5	0.5	< 3.84	3.84		1	5/30/2017	106-93-4
1,2-Dichlorobenzene	< 0.5	0.5	< 3.01	3.01		1	5/30/2017	95-50-1
1,2-Dichloroethane	< 0.5	0.5	< 2.03	2.03		1	5/30/2017	107-06-2
1,2-Dichloropropane	< 0.5	0.5	< 2.31	2.31		1	5/30/2017	78-87-5
1,3,5-Trimethylbenzene	< 0.5	0.5	< 2.46	2.46		1	5/30/2017	108-67-8
1,3-Butadiene	< 0.5	0.5	< 1.11	1.11		1	5/30/2017	106-99-0
1,3-Dichlorobenzene	< 0.5	0.5	< 3.01	3.01		1	5/30/2017	541-73-1
1,4-Dichlorobenzene	< 0.5	0.5	< 3.01	3.01		1	5/30/2017	106-46-7
1,4-Dioxane	< 2.0	2.0	< 7.20	7.20		1	5/30/2017	123-91-1
2,2,4-Trimethylpentane	< 0.5	0.5	< 2.33	2.33		1	5/30/2017	540-84-1
2-Butanone (MEK)	< 5.0	5.0	< 14.8	14.8		1	5/30/2017	78-93-3
2-Hexanone	< 5.0	5.0	< 20.5	20.5		1	5/30/2017	591-78-6
2-Propanol (IPA)	< 5.0	5.0	< 12.3	12.3		1	5/30/2017	67-63-0
4-Ethyltoluene	< 1.0	1.0	< 4.92	4.92		1	5/30/2017	622-96-8
4-Methyl-2-pentanone (MIK)	< 5.0	5.0	< 20.5	20.5		1	5/30/2017	108-10-1
Acetone	< 5.0	5.0	< 11.9	11.9		1	5/30/2017	67-64-1
Allyl chloride	< 1.0	1.0	< 3.13	3.13		1	5/30/2017	107-05-1
Benzene	< 0.5	0.5	< 1.60	1.60		1	5/30/2017	71-43-2
Benzyl chloride	< 2.0	2.0	< 10.4	10.4		1	5/30/2017	100-44-7
Bromodichloromethane	< 0.5	0.5	< 3.35	3.35		1	5/30/2017	75-27-4
Bromoethene(Vinyl Bromide)	< 0.5	0.5	< 2.19	2.19		1	5/30/2017	593-60-2
Bromoform	< 0.5	0.5	< 5.17	5.17		1	5/30/2017	75-25-2
Bromomethane	< 0.5	0.5	< 1.94	1.94		1	5/30/2017	74-83-9
Butyl benzene	< 1.0	1.0	< 5.49	5.49		1	5/30/2017	104-51-8
Carbon disulfide	< 2.0	2.0	< 6.22	6.22		1	5/30/2017	75-15-0
Carbon tetrachloride	< 0.5	0.5	< 3.15	3.15		1	5/30/2017	56-23-5
Chlorobenzene	< 0.5	0.5	< 2.30	2.30		1	5/30/2017	108-90-7
Chloroethane	< 0.5	0.5	< 1.32	1.32		1	5/30/2017	75-00-3
Chloroform	< 0.5	0.5	< 2.44	2.44		1	5/30/2017	67-66-3
Chloromethane	< 1.0	1.0	< 2.07	2.07		1	5/30/2017	74-87-3
cis-1,2-Dichloroethene	< 0.5	0.5	< 1.98	1.98		1	5/30/2017	156-59-2
cis-1,3-Dichloropropene	< 0.5	0.5	< 2.27	2.27		1	5/30/2017	10061-01-5
Cyclohexane	< 0.5	0.5	< 1.72	1.72		1	5/30/2017	110-82-7
Dibromochloromethane	< 0.5	0.5	< 4.26	4.26		1	5/30/2017	124-48-1
Dichlorodifluoromethane(F-12)	< 1.0	1.0	< 4.95	4.95		1	5/30/2017	75-71-8
Dichlorotetrafluoroethane(F-114)	< 0.5	0.5	< 3.50	3.50		1	5/30/2017	76-14-2
Ethanol	< 5.0	5.0	< 9.40	9.40		1	5/30/2017	64-17-5
Ethyl Acetate	< 0.5	0.5	< 1.80	1.80		1	5/30/2017	141-78-6
Ethylbenzene	< 0.5	0.5	< 2.17	2.17		1	5/30/2017	100-41-4

Airtech Environmental Laboratories (AEL) - AZ 0740

4620 E.Elwood St., Suite 13, Phoenix, AZ 85040 480-968-5888 Fax 480-966-1888

Client:	Tetra Tech	**Client Sample ID:**	N/A
Project:	Hwy 260 + Johnson	**Project Number:**	117-1303066
Lab Order:	17E027	**Collection:**	N/A
Lab ID:	Blank	**Matrix:**	Nitrogen

Method QC Data

Batch: MS010530 Analyst: JJ

Analyses	ppbv Result	ppbv Limit	ug/M^3 Result	ug/M^3 Limit	Qual	DF	Date Analyzed	
VOLATILE ORGANICS IN AIR		**TO-15**					Analyst: JJ	
Heptane	< 0.5	0.5	< 2.05	2.05		1	5/30/2017	142-82-5
Hexachlorobutadiene	< 1.0	1.0	< 10.7	10.7		1	5/30/2017	87-68-3
Hexane	< 1.0	1.0	< 3.52	3.52		1	5/30/2017	110-54-3
Isopropylbenzene	< 1.0	1.0	< 4.92	4.92		1	5/30/2017	98-82-8
m&p-Xylene	< 1.0	1.0	< 4.34	4.34		1	5/30/2017	179601-23-1
Methyl tert-butyl ether	< 2.0	2.0	< 7.22	7.22		1	5/30/2017	1634-04-4
Methylcyclohexane	< 1.0	1.0	< 4.02	4.02		1	5/30/2017	108-87-2
Methylene chloride	< 2.0	2.0	< 6.94	6.94		1	5/30/2017	75-09-2
Naphthalene	< 5.0	5.0	< 26.2	26.2		1	5/30/2017	91-20-3
Nonane	< 1.0	1.0	< 5.24	5.24		1	5/30/2017	111-84-2
Octane	< 1.0	1.0	< 4.67	4.67		1	5/30/2017	111-65-9
o-Xylene	< 0.5	0.5	< 2.17	2.17		1	5/30/2017	95-47-6
Propene (Propylene)	< 1.0	1.0	< 1.72	1.72		1	5/30/2017	115-07-1
Propylbenzene	< 1.0	1.0	< 4.92	4.92		1	5/30/2017	103-65-1
Sec-Butyl benzene	< 1.0	1.0	< 5.49	5.49		1	5/30/2017	135-98-8
Styrene	< 0.5	0.5	< 2.13	2.13		1	5/30/2017	100-42-5
Tert-Butyl benzene	< 1.0	1.0	< 5.49	5.49		1	5/30/2017	98-06-6
Tetrachloroethene	< 1.0	1.0	< 6.78	6.78		1	5/30/2017	127-18-4
Tetrahydrofuran	< 2.0	2.0	< 5.90	5.90		1	5/30/2017	109-99-9
Toluene	< 0.5	0.5	< 1.89	1.89		1	5/30/2017	108-88-3
trans-1,2-Dichloroethene	< 0.5	0.5	< 1.98	1.98		1	5/30/2017	156-60-5
trans-1,3-Dichloropropene	< 0.5	0.5	< 2.27	2.27		1	5/30/2017	10061-02-6
Trichloroethene	< 0.5	0.5	< 2.69	2.69		1	5/30/2017	79-01-6
Trichlorofluoromethane(F-11)	< 0.5	0.5	< 2.81	2.81		1	5/30/2017	75-69-4
Trichlorotrifluoroethane(F-113)	< 0.5	0.5	< 3.83	3.83		1	5/30/2017	76-13-1
Vinyl acetate	< 0.5	0.5	< 1.76	1.76		1	5/30/2017	108-05-4
Vinyl chloride	< 0.5	0.5	< 1.28	1.28		1	5/30/2017	75-01-4
Surr: 4-Bromofluorobenzene	101	70-130	%REC					

Airtech Environmental Laboratories (AEL) - AZ 0740

4620 E.Elwood St., Suite 13, Phoenix, AZ 85040 480-968-5888 Fax 480-966-1888

Client:	Tetra Tech	**Client Sample ID:**	N/A
Project:	Hwy 260 + Johnson	**Project Number:**	117-1303066
Lab Order:	17E027	**Collection:**	N/A
Lab ID:	LCS/LCSD	**Matrix:**	Nitrogen

Method QC Data

Date Analyzed: 5/30/2017 Batch: MS010530 Analyst: JJ

Analyses	LCS Result	LCS %REC	LCSD Result	LCSD %REC	T.V.	%RPD	Unit	Qualifier LCS	Qualifier LCSD	Qualifier RPD
VOLATILE ORGANICS IN AIR	**TO-15**							70-130%		<25%
Propene (Propylene)	11.0	110	11.3	113	10.0	2.0	ppbv			
Dichlorodifluoromethane(F-12)	10.8	108	11.2	112	10.0	4.1	ppbv			
Chloromethane	11.6	116	12.0	120	10.0	3.2	ppbv			
Dichlorotetrafluoroethane(F-114)	11.8	118	11.9	119	10.0	1.4	ppbv			
Vinyl Chloride	8.8	87.5	9.6	95.8	10.0	9.1	ppbv			
1,3-Butadiene	10.0	100	10.9	109	10.0	8.6	ppbv			
Bromomethane	8.0	80.4	8.3	82.6	10.0	2.7	ppbv			
Chloroethane	10.0	100	9.8	97.9	10.0	1.8	ppbv			
Ethanol	11.6	116	11.8	118	10.0	1.5	ppbv			
Bromoethene(Vinyl Bromide)	9.0	89.8	9.3	92.9	10.0	3.4	ppbv			
Trichlorofluoromethane (F-11)	10.6	106	10.8	108	10.0	2.3	ppbv			
Acetone	10.0	100	9.2	92.2	10.0	7.6	ppbv			
Isopropyl Alcohol (2-Propanol)	10.3	103	10.8	108	10.0	4.5	ppbv			
1,1-Dichloroethene	9.3	93.4	9.6	96.0	10.0	2.7	ppbv			
Trichlorotrifluoroethane (F-113)	9.7	97.3	9.8	98.4	10.0	1.1	ppbv			
Methylene Chloride	10.6	106	10.7	107	10.0	0.7	ppbv			
Allyl Chloride	9.0	90.1	9.3	93.2	10.0	3.4	ppbv			
Carbon disulfide	9.5	95.3	9.5	94.8	10.0	0.5	ppbv			
trans-1,2-Dichloroethene	9.0	90.1	9.2	91.8	10.0	1.9	ppbv			
Methyl tert-butyl ether	9.0	89.7	9.6	96.2	10.0	7.0	ppbv			
1,1-Dichloroethane	9.4	94.1	9.5	94.5	10.0	0.4	ppbv			
Vinyl acetate	11.1	111	11.3	113	10.0	1.7	ppbv			
2-Butanone (MEK)	9.7	96.8	9.7	97.3	10.0	0.5	ppbv			
Hexane	10.3	103	10.0	100	10.0	2.9	ppbv			
cis-1,2-Dichloroethene	8.8	88.1	9.1	90.7	10.0	2.9	ppbv			
Ethyl Acetate	11.3	113	11.4	114	10.0	1.4	ppbv			
Chloroform	9.4	93.9	9.7	96.6	10.0	2.8	ppbv			
Tetrahydrofuran	11.1	111	11.4	114	10.0	2.7	ppbv			
1,1,1-Trichloroethane	10.0	100	10.4	104	10.0	4.0	ppbv			
1,2-Dichloroethane	9.6	96.4	10.0	100	10.0	4.0	ppbv			
Benzene	9.0	89.6	9.2	91.7	10.0	2.3	ppbv			
Carbon tetrachloride	11.3	113	11.4	114	10.0	1.3	ppbv			
Cyclohexane	10.3	103	10.0	100	10.0	3.2	ppbv			
2,2,4-Trimethylpentane	10.6	106	10.3	103	10.0	3.4	ppbv			
Heptane	11.5	115	11.3	113	10.0	1.7	ppbv			
1,2-Dichloropropane	9.9	98.8	9.6	95.7	10.0	3.2	ppbv			
Trichloroethene	9.5	94.5	9.3	93.0	10.0	1.6	ppbv			
Bromodichloromethane	10.8	108	10.7	107	10.0	1.0	ppbv			
1,4-Dioxane	10.8	108	8.6	86.0	10.0	23.0	ppbv			
Methylcyclohexane	9.7	97.1	9.5	95.3	10.0	1.9	ppbv			
cis-1,3-Dichloropropene	10.4	104	10.1	101	10.0	3.0	ppbv			
4-methyl-2-pentanone	11.5	115	10.7	107	10.0	7.2	ppbv			
trans-1,3-Dichloropropene	10.6	106	10.8	108	10.0	2.0	ppbv			
Toluene	9.6	95.8	9.4	94.3	10.0	1.6	ppbv			

Airtech Environmental Laboratories (AEL) - AZ 0740

4620 E.Elwood St., Suite 13, Phoenix, AZ 85040 480-968-5888 Fax 480-966-1888

Client:	Tetra Tech	**Client Sample ID:**	N/A
Project:	Hwy 260 + Johnson	**Project Number:**	117-1303066
Lab Order:	17E027	**Collection:**	N/A
Lab ID:	LCS/LCSD	**Matrix:**	Nitrogen

Method QC Data

Date Analyzed: 5/30/2017 Batch: MS010530 Analyst: JJ

Analyses	LCS Result	LCS %REC	LCSD Result	LCSD %REC	T.V.	%RPD	Unit	Qualifier LCS	Qualifier LCSD	Qualifier RPD
VOLATILE ORGANICS IN AIR	**TO-15**							70-130%		<25%
1,1,2-Trichloroethane	9.5	94.6	9.2	92.3	10.0	2.5	ppbv			
2-Hexanone	11.2	112	9.7	96.9	10.0	14.8	ppbv			
n-Octane	11.6	116	11.1	111	10.0	3.7	ppbv			
Dibromochloromethane	11.7	117	11.5	115	10.0	1.7	ppbv			
1,2-Dibromoethane	9.9	99.1	9.9	98.5	10.0	0.6	ppbv			
Tetrachloroethene	10.9	109	10.4	104	10.0	4.3	ppbv			
Chlorobenzene	9.7	96.5	9.6	95.5	10.0	1.0	ppbv			
Ethylbenzene	9.5	95.4	9.4	93.9	10.0	1.6	ppbv			
m&p-Xylene	19.7	98.7	19.4	96.9	20.0	1.8	ppbv			
Bromoform	13.7	137	13.3	133	10.0	3.6	ppbv	L5	L5	
Styrene	10.1	101	9.9	99.2	10.0	1.5	ppbv			
Nonane	11.9	119	11.4	114	10.0	4.5	ppbv			
o-Xylene	10.1	101	9.8	98.4	10.0	2.8	ppbv			
1,1,2,2-Tetrachloroethane	10.0	100	10.0	100	10.0	0.0	ppbv			
Isopropylbenzene	10.6	106	10.4	104	10.0	2.4	ppbv			
n-Propylbenzene	11.0	110	10.8	108	10.0	1.8	ppbv			
4-Ethyltoluene	11.6	116	11.3	113	10.0	2.8	ppbv			
1,3,5-Trimethylbenzene	10.7	107	10.5	105	10.0	2.0	ppbv			
Tert-Butyl Benzene	11.2	112	11.0	110	10.0	2.6	ppbv			
1,2,4-Trimethylbenzene	11.0	110	10.8	108	10.0	1.9	ppbv			
Sec-Butyl Benzene	11.5	115	11.1	111	10.0	3.5	ppbv			
1,3-Dichlorobenzene	11.5	115	11.1	111	10.0	3.6	ppbv			
Benzyl chloride	13.1	131	13.0	130	10.0	1.5	ppbv	L5		
1,4-Dichlorobenzene	11.5	115	11.0	110	10.0	4.1	ppbv			
1,2-Dichlorobenzene	11.3	113	10.9	109	10.0	3.8	ppbv			
n-Butyl Benzene	11.9	119	11.6	116	10.0	2.9	ppbv			
1,2,4-Trichlorobenzene	12.2	122	11.9	119	10.0	1.9	ppbv			
Naphthalene	11.9	119	11.5	115	10.0	3.2	ppbv			
Hexachlorobutadiene	14.4	144	13.6	136	10.0	5.7	ppbv	L5	L5	
Surr: 4-Bromofluorobenzene	11.1	111	11.0	110			%REC			
		70-130%		70-130%						

Airtech Environmental Laboratories (AEL) - AZ 0740

4620 E.Elwood St., Suite 13, Phoenix, AZ 85040 480-968-5888 Fax 480-966-1888

Client:	Tetra Tech	**Client Sample ID:**	NA
Project:	Hwy 260 + Johnson	**Project Number:**	117-1303066
Lab Order:	17E027	**Collection:**	NA
Lab ID:	Standards	**Matrix:**	Nitrogen

AEL ID#	STD Name	Vendor	SGI Order#	Description	CONC.	Accuracy	Exp.Date
S-160802-01	Stock	Spectra Gases	113123527	TO-14 39 Analytes	1.0 ppmv	± 5%	7/25/2017
S-160802-02	Stock	Spectra Gases	113123527	TO-15 25 Analytes	1.0 ppmv	± 5%	7/12/2017
S-160802-03	Stock	Spectra Gases	113123527	15 Additional Compounds	1.0 ppmv	± 5%	7/19/2017
S-161101-01	Stock	Spectra Gases	114560630	TO-15 IS 4 Compounds	1.0 ppmv	± 5%	11/1/2017
A-170511-01	Working Std	AEL Dilution		TO-15 74 Analytes	10 ppbv	± 5%	7/12/2017
A-170517-01	Working IS	AEL Dilution		TO-15 IS 4 Compounds	50 ppbv	± 5%	8/17/2017

Airtech Environmental Laboratories (AEL)

Chain of Custody

4620 E.Elwood Street, Suite 13, Phoenix, AZ 85040 480-968-5888 (phone) 480-966-1888 (fax)

Customer: Tetra Tech	Page 1 of 1	AEL Lab #
Address:	Sampler: M. Hearn Phone: 602-682-5300	17E027
	Project Name: Hwy 260 + Johnson Project Number: 117-130-3066	
City, State, Zip:	Project location: Pinetop-Lakeside, AZ	
Contact: Chris Jacquemin	P.O. Number:	
Phone: 602-682-3300 Fax:	Fax Results: Y N	
E-Mail Address: Chris.Jacquemin@tetratech.com	E-Mail Results: (Y) N	

Sample Receipt	Turn Around Request	Sample Type
Temperature_____ °C	____ 24 Hours ____ 48 Hours	SVE: soil vapor extraction GW: ground water
Custody Seals: Yes____ No____	____ 72 Hours	A: ambient air WW: waste water
Custody Seals Intact: Yes____ No____	____ 5 working Day	I: indoor air
Total # of Containers: 5	X Standard 10 Working Days	S: soil vapor
		W: water

Sample Information

AEL Lab #	Serial # Canister	Serial # Grab	Canister (L) or bag	Grab (Min)	Client's Sample Identification	Sampled Date	Sampled Time	Sample Type	Number of Containers	TO-15 full list	TO-15 TPH(GRO)	TO-15 Selet List	8260B AZ Vapor full list	8260B Vapor select list	8015 GRO	8260B Water			DFA tracer cmpd. as TIC
01	1829	203	6 (1) bag	1 2 (5)	SV-9 Confirmation	5/23/17	1235	SVE	1	X									X
02	1873	080	6 (1) bag	1 2 (5)	SV-2 Confirmation	5/23/17	1350	"	1	X									X
03	1798	082	6 (1) bag	1 2 (5)	SV-11 Confirmation	5/23/17	1400	"	1	X									X
04	1789	134	6 (1) bag	1 2 (5)	SV-16 Confirmation	5/23/17	1420	"	1	X									X
05	E23161	166	6 (1) bag	1 2 (5)	SV-18 Confirmation	5/24/17	1100	"	1	X									X
			6 1 bag	1 2 5															
			6 1 bag	1 2 5															
			6 1 bag	1 2 5															
			6 1 bag	1 2 5															
			6 1 bag	1 2 5															

Instructions / Special Requirements:

Date:	Time:	Samples Relinquished By:	Received By:
5/25/17	1315	[signature]	[signature]

714-449-9937
562-646-1611
805-399-0060

11007 FOREST PLACE
SANTA FE SPRINGS, CA 90670
WWW.JONESENV.COM

JONES ENVIRONMENTAL
LABORATORY RESULTS

Client:	Tetra Tech	**Report date:**	6/3/2017
Client Address:	3822 E. University Dr. Ste. 300 Phoenix, AZ 85034	**JEL Ref. No.:** **Client Ref. No.:**	E-0717 117-1303066.9
Attn:	Chris Jacquemin / Miles Hearn	**Date Sampled:** **Date Received:**	5/22-24/2017 5/22-24/2017
Project Name:	Hwy 260 & Johnson Ln WQARF Site	**Date Analyzed:**	5/22 & 24/2017
Project Address:	1619 W. White Mountain Blvd. Pinetop-Lakeside, AZ	**Physical State:**	Soil Gas

ANALYSES REQUESTED

1. EPA 8260B – Volatile Organics by GC/MS + Oxygenates

Sampling – Soil Gas samples were collected in glass gas-tight syringes equipped with Teflon plungers and Tedlar Bags in accordance with The Arizona Department of Environmental Quality Soil Vapor Sampling Guidance revised May 19, 2011.

A tracer gas mixture of n-pentane, n-hexane, and n-heptane was placed at the tubing-surface interface before sampling. These compounds were analyzed during the 8260BAZ analytical run to determine if there were surface leaks into the subsurface due to improper installation of the probe. No n-pentane, n-hexane, or n-heptane was found in any of the samples reported herein.

The sampling rate was approximately 200 cc/min, except when noted differently on the chain of custody record, using a glass gas-tight syringe. Purging was completed using a pump set at approximately 200 cc/min, except when noted differently on the chain of custody record.

Prior to purging and sampling of soil gas at each point, a shut-in test was conducted to check for leaks in the above ground fittings. The shut-in test was performed on the above ground apparatus by evacuating the line to a vacuum of 100 inches of water, sealing the entire system and watching the vacuum for at least one minute. A vacuum gauge attached in parallel to the apparatus measured the vacuum. If there was any observable loss of vacuum, the fittings were adjusted as needed until the vacuum did not change noticeably. The soil gas sample was then taken.

No flow conditions occur when a sampling rate greater than 10 mL/min cannot be maintained without applying a vacuum greater than 100 inches of water to the sampling train. The sampling train is left at a vacuum for no less than three minutes. If the vacuum does not subside appreciably after three minutes, the sample location is determined to be a no flow sample.

Analytical – Soil Gas samples were analyzed using Method 8260BAZ. Instrument Continuing Calibration Verification, QC Reference Standards, Instrument Blanks and Sampling Blanks were analyzed every 12 hours as prescribed by the method. In addition, a Laboratory Control Sample (LCS) and Laboratory Control Sample Duplicate (LCSD) were analyzed with each batch of Soil Gas samples. A duplicate/replicate sample was analyzed each day of the sampling activity.

Approval:

Colby Wakeman
Operations Manager

JONES ENVIRONMENTAL, INC.
714-449-9937
562-646-1611
805-399-0060
11007 FOREST PLACE
SANTA FE SPRINGS, CA 90670
WWW.JONESENV.COM

JONES ENVIRONMENTAL LABORATORY RESULTS

Client:	Tetra Tech	**Report date:**	6/3/2017
Client Address:	3822 E. University Dr. Ste. 300 Phoenix, AZ 85034	**Jones Ref. No.:** **Client Ref. No.:**	E-0717 117-1303066.9
Attn:	Chris Jacquemin / Miles Hearn	**Date Sampled:** **Date Received:**	5/22-24/2017 5/22-24/2017
Project:	Hwy 260 & Johnson Ln WQARF Site	**Date Analyzed:**	5/22-24/2017
Project Address:	1619 W. White Mountain Blvd. Pinetop-Lakeside, AZ	**Physical State:**	Soil Gas

EPA 8260B – Volatile Organics by GC/MS + Oxygenates

Sample ID:	**SV-1**	**SV-2**	**SV-3**	**SV-4**	**SV-11**		
Jones ID:	**E-1717-01**	**E-1717-02**	**E-1717-03**	**E-1717-04**	**E-1717-05**	**Practical Quantitation Limit**	**Units**
Analytes:							
Benzene	ND	ND	ND	ND	ND	8	µg/m3
Bromobenzene	ND	ND	ND	ND	ND	8	µg/m3
Bromodichloromethane	ND	ND	ND	ND	ND	8	µg/m3
Bromoform	ND	ND	ND	ND	ND	8	µg/m3
n-Butylbenzene	ND	ND	ND	ND	ND	8	µg/m3
sec-Butylbenzene	ND	ND	ND	ND	ND	8	µg/m3
tert-Butylbenzene	ND	ND	ND	ND	ND	8	µg/m3
Carbon tetrachloride	ND	ND	ND	ND	ND	8	µg/m3
Chlorobenzene	ND	ND	ND	ND	ND	8	µg/m3
Chloroform	ND	ND	ND	ND	ND	8	µg/m3
2-Chlorotoluene	ND	ND	ND	ND	ND	8	µg/m3
4-Chlorotoluene	ND	ND	ND	ND	ND	8	µg/m3
Dibromochloromethane	ND	ND	ND	ND	ND	8	µg/m3
1,2-Dibromo-3-chloropropane	ND	ND	ND	ND	ND	8	µg/m3
1,2-Dibromoethane (EDB)	ND	ND	ND	ND	ND	8	µg/m3
Dibromomethane	ND	ND	ND	ND	ND	8	µg/m3
1,2- Dichlorobenzene	ND	ND	ND	ND	ND	8	µg/m3
1,3-Dichlorobenzene	ND	ND	ND	ND	ND	8	µg/m3
1,4-Dichlorobenzene	ND	ND	ND	ND	ND	8	µg/m3
Dichlorodifluoromethane	ND	ND	ND	ND	ND	8	µg/m3
1,1-Dichloroethane	ND	ND	ND	ND	ND	8	µg/m3
1,2-Dichloroethane	ND	ND	ND	ND	ND	8	µg/m3
1,1-Dichloroethene	ND	ND	ND	ND	ND	8	µg/m3
cis-1,2-Dichloroethene	ND	ND	ND	ND	ND	8	µg/m3
trans-1,2-Dichloroethene	ND	ND	ND	ND	ND	8	µg/m3
1,2-Dichloropropane	ND	ND	ND	ND	ND	8	µg/m3
1,3-Dichloropropane	ND	ND	ND	ND	ND	8	µg/m3
2,2-Dichloropropane	ND	ND	ND	ND	ND	8	µg/m3
1,1-Dichloropropene	ND	ND	ND	ND	ND	8	µg/m3

JONES ENVIRONMENTAL LABORATORY RESULTS

EPA 8260B – Volatile Organics by GC/MS + Oxygenates

Sample ID:	**SV-1**	**SV-2**	**SV-3**	**SV-4**	**SV-11**		
Jones ID:	**E-1717-01**	**E-1717-02**	**E-1717-03**	**E-1717-04**	**E-1717-05**	**Practical Quantitation Limit**	**Units**
Analytes:							
cis-1,3-Dichloropropene	ND	ND	ND	ND	ND	8	µg/m3
trans-1,3-Dichloropropene	ND	ND	ND	ND	ND	8	µg/m3
Ethylbenzene	ND	ND	ND	ND	ND	8	µg/m3
Freon 113	ND	ND	ND	ND	ND	40	µg/m3
Hexachlorobutadiene	ND	ND	ND	ND	ND	8	µg/m3
Isopropylbenzene	ND	ND	ND	ND	ND	8	µg/m3
4-Isopropyltoluene	ND	ND	ND	ND	ND	8	µg/m3
Methylene chloride	ND	ND	ND	ND	ND	8	µg/m3
Naphthalene	ND	ND	ND	ND	ND	40	µg/m3
n-Propylbenzene	ND	ND	ND	ND	ND	8	µg/m3
Styrene	ND	**274**	ND	ND	ND	8	µg/m3
1,1,1,2-Tetrachloroethane	ND	ND	ND	ND	ND	8	µg/m3
1,1,2,2-Tetrachloroethane	ND	ND	ND	ND	ND	8	µg/m3
Tetrachloroethene	**287**	**845**	**1730**	**5740**	**3080**	8	µg/m3
Toluene	**40**	ND	**20**	ND	ND	8	µg/m3
1,2,3-Trichlorobenzene	ND	ND	ND	ND	ND	40	µg/m3
1,2,4-Trichlorobenzene	ND	ND	ND	ND	ND	8	µg/m3
1,1,1-Trichloroethane	ND	ND	ND	ND	ND	8	µg/m3
1,1,2-Trichloroethane	ND	ND	ND	ND	ND	8	µg/m3
Trichloroethene	ND	ND	ND	ND	ND	8	µg/m3
Trichlorofluoromethane	ND	ND	ND	ND	ND	8	µg/m3
1,2,3-Trichloropropane	ND	ND	ND	ND	ND	8	µg/m3
1,2,4-Trimethylbenzene	ND	ND	ND	ND	ND	8	µg/m3
1,3,5-Trimethylbenzene	ND	ND	ND	ND	ND	8	µg/m3
Vinyl chloride	ND	ND	ND	ND	ND	8	µg/m3
m,p-Xylene	ND	ND	**10**	**17**	ND	8	µg/m3
o-Xylene	ND	ND	ND	ND	ND	8	µg/m3
MTBE	ND	ND	ND	ND	ND	40	µg/m3
Ethyl-tert-butylether	ND	ND	ND	ND	ND	40	µg/m3
Di-isopropylether	ND	ND	ND	ND	ND	40	µg/m3
tert-amylmethylether	ND	ND	ND	ND	ND	40	µg/m3
tert-Butylalcohol	ND	ND	ND	ND	ND	400	µg/m3
TIC:							
n-Pentane	ND	ND	ND	ND	ND	400	µg/m3
n-Hexane	ND	ND	ND	ND	ND	400	µg/m3
n-Heptane	ND	ND	ND	ND	ND	400	µg/m3
Dilution Factor	2.5	2.5	1	1	1		
Surrogate Recoveries:						**QC Limits**	
Dibromofluoromethane	126%	121%	125%	125%	126%	60 - 140	
Toluene-d_8	97%	96%	96%	97%	95%	60 - 140	
4-Bromofluorobenzene	102%	104%	101%	105%	104%	60 - 140	
	E1-052217-CHECKS	E1-052217-CHECKS	E1-052217-CHECKS	E1-052217-CHECKS	E1-052217-CHECKS		

ND= Not Detected

JONES ENVIRONMENTAL, INC.
714-449-9937
562-646-1611
805-399-0060
11007 FOREST PLACE
SANTA FE SPRINGS, CA 90670
WWW.JONESENV.COM

JONES ENVIRONMENTAL LABORATORY RESULTS

Client:	Tetra Tech	**Report date:**	6/3/2017
Client Address:	3822 E. University Dr. Ste. 300 Phoenix, AZ 85034	**Jones Ref. No.:** **Client Ref. No.:**	E-0717 117-1303066.9
Attn:	Chris Jacquemin / Miles Hearn	**Date Sampled:** **Date Received:**	5/22-24/2017 5/22-24/2017
Project:	Hwy 260 & Johnson Ln WQARF Site	**Date Analyzed:**	5/22-24/2017
Project Address:	1619 W. White Mountain Blvd. Pinetop-Lakeside, AZ	**Physical State:**	Soil Gas

EPA 8260B – Volatile Organics by GC/MS + Oxygenates

Sample ID:	**SV-7**	**SV-7 REP**	**SV-13**	**SV-12**	**SV-14**		
Jones ID:	**E-1717-06**	**E-1717-07**	**E-1717-08**	**E-1717-09**	**E-1717-10**	**Practical Quantitation Limit**	**Units**
Analytes:							
Benzene	ND	ND	ND	ND	ND	8	µg/m3
Bromobenzene	ND	ND	ND	ND	ND	8	µg/m3
Bromodichloromethane	ND	ND	ND	ND	ND	8	µg/m3
Bromoform	ND	ND	ND	ND	ND	8	µg/m3
n-Butylbenzene	ND	ND	ND	ND	ND	8	µg/m3
sec-Butylbenzene	ND	ND	ND	ND	ND	8	µg/m3
tert-Butylbenzene	ND	ND	ND	ND	ND	8	µg/m3
Carbon tetrachloride	ND	ND	ND	ND	ND	8	µg/m3
Chlorobenzene	ND	ND	ND	ND	ND	8	µg/m3
Chloroform	ND	ND	ND	**14.8**	ND	8	µg/m3
2-Chlorotoluene	ND	ND	ND	ND	ND	8	µg/m3
4-Chlorotoluene	ND	ND	ND	ND	ND	8	µg/m3
Dibromochloromethane	ND	ND	ND	ND	ND	8	µg/m3
1,2-Dibromo-3-chloropropane	ND	ND	ND	ND	ND	8	µg/m3
1,2-Dibromoethane (EDB)	ND	ND	ND	ND	ND	8	µg/m3
Dibromomethane	ND	ND	ND	ND	ND	8	µg/m3
1,2- Dichlorobenzene	ND	ND	ND	ND	ND	8	µg/m3
1,3-Dichlorobenzene	ND	ND	ND	ND	ND	8	µg/m3
1,4-Dichlorobenzene	ND	ND	ND	ND	ND	8	µg/m3
Dichlorodifluoromethane	ND	ND	ND	ND	ND	8	µg/m3
1,1-Dichloroethane	ND	ND	ND	ND	ND	8	µg/m3
1,2-Dichloroethane	ND	ND	ND	ND	ND	8	µg/m3
1,1-Dichloroethene	ND	ND	ND	ND	ND	8	µg/m3
cis-1,2-Dichloroethene	ND	ND	ND	ND	ND	8	µg/m3
trans-1,2-Dichloroethene	ND	ND	ND	ND	ND	8	µg/m3
1,2-Dichloropropane	ND	ND	ND	ND	ND	8	µg/m3
1,3-Dichloropropane	ND	ND	ND	ND	ND	8	µg/m3
2,2-Dichloropropane	ND	ND	ND	ND	ND	8	µg/m3
1,1-Dichloropropene	ND	ND	ND	ND	ND	8	µg/m3

JONES ENVIRONMENTAL LABORATORY RESULTS

EPA 8260B – Volatile Organics by GC/MS + Oxygenates

Sample ID:	**SV-7**	**SV-7 REP**	**SV-13**	**SV-12**	**SV-14**		
Jones ID:	**E-1717-06**	**E-1717-07**	**E-1717-08**	**E-1717-09**	**E-1717-10**	**Practical Quantitation Limit**	**Units**
Analytes:							
cis-1,3-Dichloropropene	ND	ND	ND	ND	ND	8	µg/m3
trans-1,3-Dichloropropene	ND	ND	ND	ND	ND	8	µg/m3
Ethylbenzene	ND	ND	ND	ND	ND	8	µg/m3
Freon 113	ND	ND	ND	ND	ND	40	µg/m3
Hexachlorobutadiene	ND	ND	ND	ND	ND	8	µg/m3
Isopropylbenzene	ND	ND	ND	ND	ND	8	µg/m3
4-Isopropyltoluene	ND	ND	ND	ND	ND	8	µg/m3
Methylene chloride	ND	ND	ND	ND	ND	8	µg/m3
Naphthalene	ND	ND	ND	ND	ND	40	µg/m3
n-Propylbenzene	ND	ND	ND	ND	ND	8	µg/m3
Styrene	ND	ND	ND	ND	ND	8	µg/m3
1,1,1,2-Tetrachloroethane	ND	ND	ND	ND	ND	8	µg/m3
1,1,2,2-Tetrachloroethane	ND	ND	ND	ND	ND	8	µg/m3
Tetrachloroethene	**1470**	**1260**	**1760**	**2550**	**1610**	8	µg/m3
Toluene	ND	ND	ND	ND	ND	8	µg/m3
1,2,3-Trichlorobenzene	ND	ND	ND	ND	ND	40	µg/m3
1,2,4-Trichlorobenzene	ND	ND	ND	ND	ND	8	µg/m3
1,1,1-Trichloroethane	ND	ND	ND	ND	ND	8	µg/m3
1,1,2-Trichloroethane	ND	ND	ND	ND	ND	8	µg/m3
Trichloroethene	ND	ND	ND	ND	ND	8	µg/m3
Trichlorofluoromethane	ND	ND	ND	ND	ND	8	µg/m3
1,2,3-Trichloropropane	ND	ND	ND	ND	ND	8	µg/m3
1,2,4-Trimethylbenzene	ND	ND	ND	ND	ND	8	µg/m3
1,3,5-Trimethylbenzene	ND	ND	ND	ND	ND	8	µg/m3
Vinyl chloride	ND	ND	ND	ND	ND	8	µg/m3
m,p-Xylene	ND	ND	ND	ND	ND	8	µg/m3
o-Xylene	ND	ND	ND	ND	ND	8	µg/m3
MTBE	ND	ND	ND	ND	ND	40	µg/m3
Ethyl-tert-butylether	ND	ND	ND	ND	ND	40	µg/m3
Di-isopropylether	ND	ND	ND	ND	ND	40	µg/m3
tert-amylmethylether	ND	ND	ND	ND	ND	40	µg/m3
tert-Butylalcohol	ND	ND	ND	ND	ND	400	µg/m3
TIC:							
n-Pentane	ND	ND	ND	ND	ND	400	µg/m3
n-Hexane	ND	ND	ND	ND	ND	400	µg/m3
n-Heptane	ND	ND	ND	ND	ND	400	µg/m3
Dilution Factor	1	1	1	1	1		
Surrogate Recoveries:						**QC Limits**	
Dibromofluoromethane	119%	123%	115%	123%	120%	60 - 140	
Toluene-d_8	96%	101%	99%	101%	95%	60 - 140	
4-Bromofluorobenzene	104%	103%	102%	100%	107%	60 - 140	
	E1-052217-CHECKS	E1-052217-CHECKS	E1-052417-CHECKS	E1-052417-CHECKS	E1-052417-CHECKS		

ND= Not Detected

JONES ENVIRONMENTAL, INC.
714-449-9937
562-646-1611
805-399-0060
11007 FOREST PLACE
SANTA FE SPRINGS, CA 90670
WWW.JONESENV.COM

JONES ENVIRONMENTAL LABORATORY RESULTS

Client:	Tetra Tech	**Report date:**	6/3/2017
Client Address:	3822 E. University Dr. Ste. 300 Phoenix, AZ 85034	**Jones Ref. No.:** **Client Ref. No.:**	E-0717 117-1303066.9
Attn:	Chris Jacquemin / Miles Hearn	**Date Sampled:** **Date Received:**	5/22-24/2017 5/22-24/2017
Project:	Hwy 260 & Johnson Ln WQARF Site	**Date Analyzed:**	5/22-24/2017
Project Address:	1619 W. White Mountain Blvd. Pinetop-Lakeside, AZ	**Physical State:**	Soil Gas

EPA 8260B – Volatile Organics by GC/MS + Oxygenates

Sample ID:	**SV-8**	**SV-6**	**SV-5**	**SV-9**	**SV-10**		Soil Gas
Jones ID:	**E-1717-11**	**E-1717-12**	**E-1717-13**	**E-1717-14**	**E-1717-15**	**Practical Quantitation Limit**	**Units**
Analytes:							
Benzene	ND	ND	ND	**413**	**24**	8	µg/m3
Bromobenzene	ND	ND	ND	ND	ND	8	µg/m3
Bromodichloromethane	ND	ND	ND	ND	ND	8	µg/m3
Bromoform	ND	ND	ND	ND	ND	8	µg/m3
n-Butylbenzene	ND	ND	ND	**163**	ND	8	µg/m3
sec-Butylbenzene	ND	ND	ND	ND	ND	8	µg/m3
tert-Butylbenzene	ND	ND	ND	ND	ND	8	µg/m3
Carbon tetrachloride	ND	ND	ND	ND	ND	8	µg/m3
Chlorobenzene	ND	ND	ND	ND	ND	8	µg/m3
Chloroform	ND	ND	ND	ND	ND	8	µg/m3
2-Chlorotoluene	ND	ND	ND	ND	ND	8	µg/m3
4-Chlorotoluene	ND	ND	ND	ND	ND	8	µg/m3
Dibromochloromethane	ND	ND	ND	ND	ND	8	µg/m3
1,2-Dibromo-3-chloropropane	ND	ND	ND	ND	ND	8	µg/m3
1,2-Dibromoethane (EDB)	ND	ND	ND	ND	ND	8	µg/m3
Dibromomethane	ND	ND	ND	ND	ND	8	µg/m3
1,2- Dichlorobenzene	ND	ND	ND	ND	ND	8	µg/m3
1,3-Dichlorobenzene	ND	ND	ND	ND	ND	8	µg/m3
1,4-Dichlorobenzene	ND	ND	ND	ND	ND	8	µg/m3
Dichlorodifluoromethane	ND	ND	ND	ND	ND	8	µg/m3
1,1-Dichloroethane	ND	ND	ND	ND	ND	8	µg/m3
1,2-Dichloroethane	ND	ND	ND	ND	ND	8	µg/m3
1,1-Dichloroethene	ND	ND	ND	ND	ND	8	µg/m3
cis-1,2-Dichloroethene	ND	ND	ND	ND	ND	8	µg/m3
trans-1,2-Dichloroethene	ND	ND	ND	ND	ND	8	µg/m3
1,2-Dichloropropane	ND	ND	ND	ND	ND	8	µg/m3
1,3-Dichloropropane	ND	ND	ND	ND	ND	8	µg/m3
2,2-Dichloropropane	ND	ND	ND	ND	ND	8	µg/m3
1,1-Dichloropropene	ND	ND	ND	ND	ND	8	µg/m3

JONES ENVIRONMENTAL LABORATORY RESULTS

EPA 8260B – Volatile Organics by GC/MS + Oxygenates

Sample ID:	**SV-8**	**SV-6**	**SV-5**	**SV-9**	**SV-10**		
Jones ID:	**E-1717-11**	**E-1717-12**	**E-1717-13**	**E-1717-14**	**E-1717-15**	**Practical Quantitation Limit**	**Units**
Analytes:							
cis-1,3-Dichloropropene	ND	ND	ND	ND	ND	8	µg/m3
trans-1,3-Dichloropropene	ND	ND	ND	ND	ND	8	µg/m3
Ethylbenzene	ND	ND	ND	**347**	**23**	8	µg/m3
Freon 113	ND	ND	ND	ND	ND	40	µg/m3
Hexachlorobutadiene	ND	ND	ND	ND	ND	8	µg/m3
Isopropylbenzene	ND	ND	ND	**14**	ND	8	µg/m3
4-Isopropyltoluene	ND	ND	ND	**13**	ND	8	µg/m3
Methylene chloride	ND	ND	ND	ND	ND	8	µg/m3
Naphthalene	ND	ND	ND	ND	ND	40	µg/m3
n-Propylbenzene	ND	ND	ND	**33**	ND	8	µg/m3
Styrene	ND	ND	ND	ND	ND	8	µg/m3
1,1,1,2-Tetrachloroethane	ND	ND	ND	ND	ND	8	µg/m3
1,1,2,2-Tetrachloroethane	ND	ND	ND	ND	ND	8	µg/m3
Tetrachloroethene	**1520**	**315**	**678**	**12300**	**8470**	8	µg/m3
Toluene	ND	ND	ND	**2830**	**197**	8	µg/m3
1,2,3-Trichlorobenzene	ND	ND	ND	ND	ND	40	µg/m3
1,2,4-Trichlorobenzene	ND	ND	ND	ND	ND	8	µg/m3
1,1,1-Trichloroethane	ND	ND	ND	ND	ND	8	µg/m3
1,1,2-Trichloroethane	ND	ND	ND	ND	ND	8	µg/m3
Trichloroethene	ND	ND	ND	ND	ND	8	µg/m3
Trichlorofluoromethane	ND	ND	ND	ND	ND	8	µg/m3
1,2,3-Trichloropropane	ND	ND	ND	ND	ND	8	µg/m3
1,2,4-Trimethylbenzene	ND	ND	ND	**116**	ND	8	µg/m3
1,3,5-Trimethylbenzene	ND	ND	ND	**37**	ND	8	µg/m3
Vinyl chloride	ND	ND	ND	ND	ND	8	µg/m3
m,p-Xylene	ND	ND	ND	**1020**	**69**	8	µg/m3
o-Xylene	ND	ND	ND	**200**	**13**	8	µg/m3
MTBE	ND	ND	ND	ND	ND	40	µg/m3
Ethyl-tert-butylether	ND	ND	ND	ND	ND	40	µg/m3
Di-isopropylether	ND	ND	ND	ND	ND	40	µg/m3
tert-amylmethylether	ND	ND	ND	ND	ND	40	µg/m3
tert-Butylalcohol	ND	ND	ND	ND	ND	400	µg/m3
TIC:							
n-Pentane	ND	ND	ND	ND	ND	400	µg/m3
n-Hexane	ND	ND	ND	ND	ND	400	µg/m3
n-Heptane	ND	ND	ND	ND	ND	400	µg/m3
Dilution Factor	1	1	1	1	1		
Surrogate Recoveries:						**QC Limits**	
Dibromofluoromethane	117%	122%	120%	118%	119%	60 - 140	
Toluene-d_8	97%	95%	97%	98%	98%	60 - 140	
4-Bromofluorobenzene	103%	100%	100%	108%	105%	60 - 140	
	E1-052417-CHECKS	E1-052417-CHECKS	E1-052417-CHECKS	E1-052417-CHECKS	E1-052417-CHECKS		

ND= Not Detected

JONES ENVIRONMENTAL, INC.
714-449-9937
562-646-1611
805-399-0060
11007 FOREST PLACE
SANTA FE SPRINGS, CA 90670
WWW.JONESENV.COM

JONES ENVIRONMENTAL LABORATORY RESULTS

Client:	Tetra Tech	**Report date:**	6/3/2017
Client Address:	3822 E. University Dr. Ste. 300 Phoenix, AZ 85034	**Jones Ref. No.:** **Client Ref. No.:**	E-0717 117-1303066.9
Attn:	Chris Jacquemin / Miles Hearn	**Date Sampled:** **Date Received:**	5/22-24/2017 5/22-24/2017
Project:	Hwy 260 & Johnson Ln WQARF Site	**Date Analyzed:**	5/22-24/2017
Project Address:	1619 W. White Mountain Blvd. Pinetop-Lakeside, AZ	**Physical State:**	Soil Gas

EPA 8260B – Volatile Organics by GC/MS + Oxygenates

Sample ID:	**SV-15**	**SV-16**	**SV-17**	**SV-18**	**SV-19**		
Jones ID:	**E-1717-16**	**E-1717-17**	**E-1717-18**	**E-1717-19**	**E-1717-20**	**Practical Quantitation Limit**	**Units**
Analytes:							
Benzene	**35**	ND	ND	ND	ND	8	µg/m3
Bromobenzene	ND	ND	ND	ND	ND	8	µg/m3
Bromodichloromethane	ND	ND	ND	ND	ND	8	µg/m3
Bromoform	ND	ND	ND	ND	ND	8	µg/m3
n-Butylbenzene	ND	ND	ND	ND	ND	8	µg/m3
sec-Butylbenzene	ND	ND	ND	ND	ND	8	µg/m3
tert-Butylbenzene	ND	ND	ND	ND	ND	8	µg/m3
Carbon tetrachloride	ND	ND	ND	ND	ND	8	µg/m3
Chlorobenzene	ND	ND	ND	ND	ND	8	µg/m3
Chloroform	ND	ND	ND	ND	ND	8	µg/m3
2-Chlorotoluene	ND	ND	ND	ND	ND	8	µg/m3
4-Chlorotoluene	ND	ND	ND	ND	ND	8	µg/m3
Dibromochloromethane	ND	ND	ND	ND	ND	8	µg/m3
1,2-Dibromo-3-chloropropane	ND	ND	ND	ND	ND	8	µg/m3
1,2-Dibromoethane (EDB)	ND	ND	ND	ND	ND	8	µg/m3
Dibromomethane	ND	ND	ND	ND	ND	8	µg/m3
1,2- Dichlorobenzene	ND	ND	ND	ND	ND	8	µg/m3
1,3-Dichlorobenzene	ND	ND	ND	ND	ND	8	µg/m3
1,4-Dichlorobenzene	ND	ND	ND	ND	ND	8	µg/m3
Dichlorodifluoromethane	ND	ND	ND	ND	ND	8	µg/m3
1,1-Dichloroethane	ND	ND	ND	ND	ND	8	µg/m3
1,2-Dichloroethane	ND	ND	ND	ND	ND	8	µg/m3
1,1-Dichloroethene	ND	ND	ND	ND	ND	8	µg/m3
cis-1,2-Dichloroethene	ND	ND	ND	ND	ND	8	µg/m3
trans-1,2-Dichloroethene	ND	ND	ND	ND	ND	8	µg/m3
1,2-Dichloropropane	ND	ND	ND	ND	ND	8	µg/m3
1,3-Dichloropropane	ND	ND	ND	ND	ND	8	µg/m3
2,2-Dichloropropane	ND	ND	ND	ND	ND	8	µg/m3
1,1-Dichloropropene	ND	ND	ND	ND	ND	8	µg/m3

JONES ENVIRONMENTAL LABORATORY RESULTS

EPA 8260B – Volatile Organics by GC/MS + Oxygenates

Sample ID:	**SV-15**	**SV-16**	**SV-17**	**SV-18**	**SV-19**		
Jones ID:	**E-1717-16**	**E-1717-17**	**E-1717-18**	**E-1717-19**	**E-1717-20**	**Practical Quantitation Limit**	**Units**
Analytes:							
cis-1,3-Dichloropropene	ND	ND	ND	ND	ND	8	µg/m3
trans-1,3-Dichloropropene	ND	ND	ND	ND	ND	8	µg/m3
Ethylbenzene	ND	ND	ND	ND	ND	8	µg/m3
Freon 113	ND	ND	ND	ND	ND	40	µg/m3
Hexachlorobutadiene	ND	ND	ND	ND	ND	8	µg/m3
Isopropylbenzene	ND	ND	ND	ND	ND	8	µg/m3
4-Isopropyltoluene	ND	ND	ND	ND	ND	8	µg/m3
Methylene chloride	ND	ND	ND	ND	ND	8	µg/m3
Naphthalene	ND	ND	ND	ND	ND	40	µg/m3
n-Propylbenzene	ND	ND	ND	ND	ND	8	µg/m3
Styrene	ND	ND	ND	ND	ND	8	µg/m3
1,1,1,2-Tetrachloroethane	ND	ND	ND	ND	ND	8	µg/m3
1,1,2,2-Tetrachloroethane	ND	ND	ND	ND	ND	8	µg/m3
Tetrachloroethene	**694**	**789**	**19300**	**26400**	**3460**	8	µg/m3
Toluene	**35**	**11**	ND	ND	ND	8	µg/m3
1,2,3-Trichlorobenzene	ND	ND	ND	ND	ND	40	µg/m3
1,2,4-Trichlorobenzene	ND	ND	ND	ND	ND	8	µg/m3
1,1,1-Trichloroethane	ND	ND	ND	ND	ND	8	µg/m3
1,1,2-Trichloroethane	ND	ND	ND	ND	ND	8	µg/m3
Trichloroethene	ND	ND	ND	ND	ND	8	µg/m3
Trichlorofluoromethane	ND	ND	ND	ND	ND	8	µg/m3
1,2,3-Trichloropropane	ND	ND	ND	ND	ND	8	µg/m3
1,2,4-Trimethylbenzene	ND	ND	ND	ND	ND	8	µg/m3
1,3,5-Trimethylbenzene	ND	ND	ND	ND	ND	8	µg/m3
Vinyl chloride	ND	ND	ND	ND	ND	8	µg/m3
m,p-Xylene	ND	ND	ND	ND	ND	8	µg/m3
o-Xylene	ND	ND	ND	ND	ND	8	µg/m3
MTBE	ND	ND	ND	ND	ND	40	µg/m3
Ethyl-tert-butylether	ND	ND	ND	ND	ND	40	µg/m3
Di-isopropylether	ND	ND	ND	ND	ND	40	µg/m3
tert-amylmethylether	ND	ND	ND	ND	ND	40	µg/m3
tert-Butylalcohol	ND	ND	ND	ND	ND	400	µg/m3
TIC:							
n-Pentane	ND	ND	ND	ND	ND	400	µg/m3
n-Hexane	ND	ND	ND	ND	ND	400	µg/m3
n-Heptane	ND	ND	ND	ND	ND	400	µg/m3
Dilution Factor	1	1	2.5	2.5	2.5		
Surrogate Recoveries:						**QC Limits**	
Dibromofluoromethane	121%	113%	122%	123%	120%	60 - 140	
Toluene-d_8	97%	104%	99%	94%	99%	60 - 140	
4-Bromofluorobenzene	102%	104%	106%	102%	107%	60 - 140	
	E1-052417-CHECKS	E1-052417-CHECKS	E1-052417-CHECKS	E1-052417-CHECKS	E1-052417-CHECKS		

ND= Not Detected

JONES ENVIRONMENTAL, INC.
714-449-9937
562-646-1611
805-399-0060
11007 FOREST PLACE
SANTA FE SPRINGS, CA 90670
WWW.JONESENV.COM

JONES ENVIRONMENTAL LABORATORY RESULTS

Client:	Tetra Tech	**Report date:**	6/3/2017
Client Address:	3822 E. University Dr. Ste. 300 Phoenix, AZ 85034	**Jones Ref. No.:** **Client Ref. No.:**	E-0717 117-1303066.9
Attn:	Chris Jacquemin / Miles Hearn	**Date Sampled:** **Date Received:**	5/22-24/2017 5/22-24/2017
Project:	Hwy 260 & Johnson Ln WQARF Site	**Date Analyzed:**	5/22-24/2017
Project Address:	1619 W. White Mountain Blvd. Pinetop-Lakeside, AZ	**Physical State:**	Soil Gas

EPA 8260B – Volatile Organics by GC/MS + Oxygenates

Sample ID:	**SV-19 REP**	**SV-20**	**SV-C9**	**SV-C11S**	**SV-C11E**		
Jones ID:	**E-1717-21**	**E-1717-22**	**E-1717-23**	**E-1717-24**	**E-1717-25**	**Practical Quantitation Limit**	**Units**
Analytes:							
Benzene	ND	ND	ND	**78**	**32**	8	µg/m3
Bromobenzene	ND	ND	ND	ND	ND	8	µg/m3
Bromodichloromethane	ND	ND	ND	ND	ND	8	µg/m3
Bromoform	ND	ND	ND	ND	ND	8	µg/m3
n-Butylbenzene	ND	ND	**21**	ND	ND	8	µg/m3
sec-Butylbenzene	ND	ND	ND	ND	ND	8	µg/m3
tert-Butylbenzene	ND	ND	ND	ND	ND	8	µg/m3
Carbon tetrachloride	ND	ND	ND	ND	ND	8	µg/m3
Chlorobenzene	ND	ND	ND	ND	ND	8	µg/m3
Chloroform	ND	ND	ND	ND	ND	8	µg/m3
2-Chlorotoluene	ND	ND	ND	ND	ND	8	µg/m3
4-Chlorotoluene	ND	ND	ND	ND	ND	8	µg/m3
Dibromochloromethane	ND	ND	ND	ND	ND	8	µg/m3
1,2-Dibromo-3-chloropropane	ND	ND	ND	ND	ND	8	µg/m3
1,2-Dibromoethane (EDB)	ND	ND	ND	ND	ND	8	µg/m3
Dibromomethane	ND	ND	ND	ND	ND	8	µg/m3
1,2- Dichlorobenzene	ND	ND	ND	ND	ND	8	µg/m3
1,3-Dichlorobenzene	ND	ND	ND	ND	ND	8	µg/m3
1,4-Dichlorobenzene	ND	ND	ND	ND	ND	8	µg/m3
Dichlorodifluoromethane	ND	ND	ND	ND	ND	8	µg/m3
1,1-Dichloroethane	ND	ND	ND	ND	ND	8	µg/m3
1,2-Dichloroethane	ND	ND	ND	ND	ND	8	µg/m3
1,1-Dichloroethene	ND	ND	ND	ND	ND	8	µg/m3
cis-1,2-Dichloroethene	ND	ND	ND	ND	ND	8	µg/m3
trans-1,2-Dichloroethene	ND	ND	ND	ND	ND	8	µg/m3
1,2-Dichloropropane	ND	ND	ND	ND	ND	8	µg/m3
1,3-Dichloropropane	ND	ND	ND	ND	ND	8	µg/m3
2,2-Dichloropropane	ND	ND	ND	ND	ND	8	µg/m3
1,1-Dichloropropene	ND	ND	ND	ND	ND	8	µg/m3

JONES ENVIRONMENTAL LABORATORY RESULTS

EPA 8260B – Volatile Organics by GC/MS + Oxygenates

Sample ID:	**SV-19 REP**	**SV-20**	**SV-C9**	**SV-C11S**	**SV-C11E**		
Jones ID:	**E-1717-21**	**E-1717-22**	**E-1717-23**	**E-1717-24**	**E-1717-25**	**Practical Quantitation Limit**	**Units**
Analytes:							
cis-1,3-Dichloropropene	ND	ND	ND	ND	ND	8	µg/m3
trans-1,3-Dichloropropene	ND	ND	ND	ND	ND	8	µg/m3
Ethylbenzene	ND	ND	**17**	**73**	**103**	8	µg/m3
Freon 113	ND	ND	ND	ND	ND	40	µg/m3
Hexachlorobutadiene	ND	ND	ND	ND	ND	8	µg/m3
Isopropylbenzene	ND	ND	ND	ND	ND	8	µg/m3
4-Isopropyltoluene	ND	ND	**50**	ND	ND	8	µg/m3
Methylene chloride	ND	ND	ND	ND	ND	8	µg/m3
Naphthalene	ND	ND	ND	ND	ND	40	µg/m3
n-Propylbenzene	ND	ND	ND	ND	ND	8	µg/m3
Styrene	ND	ND	ND	ND	ND	8	µg/m3
1,1,1,2-Tetrachloroethane	ND	ND	ND	ND	ND	8	µg/m3
1,1,2,2-Tetrachloroethane	ND	ND	ND	ND	ND	8	µg/m3
Tetrachloroethene	**2770**	**2690**	**208**	**175**	**143**	8	µg/m3
Toluene	ND	ND	**63**	**567**	**311**	8	µg/m3
1,2,3-Trichlorobenzene	ND	ND	ND	ND	ND	40	µg/m3
1,2,4-Trichlorobenzene	ND	ND	ND	ND	ND	8	µg/m3
1,1,1-Trichloroethane	ND	ND	ND	ND	ND	8	µg/m3
1,1,2-Trichloroethane	ND	ND	ND	ND	ND	8	µg/m3
Trichloroethene	ND	ND	ND	ND	ND	8	µg/m3
Trichlorofluoromethane	ND	ND	ND	ND	ND	8	µg/m3
1,2,3-Trichloropropane	ND	ND	ND	ND	ND	8	µg/m3
1,2,4-Trimethylbenzene	ND	ND	**81**	ND	**34**	8	µg/m3
1,3,5-Trimethylbenzene	ND	ND	ND	ND	ND	8	µg/m3
Vinyl chloride	ND	ND	ND	ND	ND	8	µg/m3
m,p-Xylene	ND	ND	**65**	**236**	**172**	8	µg/m3
o-Xylene	ND	ND	**17**	**48**	**40**	8	µg/m3
MTBE	ND	ND	ND	ND	ND	40	µg/m3
Ethyl-tert-butylether	ND	ND	ND	ND	ND	40	µg/m3
Di-isopropylether	ND	ND	ND	ND	ND	40	µg/m3
tert-amylmethylether	ND	ND	ND	ND	ND	40	µg/m3
tert-Butylalcohol	ND	ND	**663**	ND	ND	400	µg/m3
TIC:							
n-Pentane	ND	ND	ND	ND	ND	400	µg/m3
n-Hexane	ND	ND	ND	ND	ND	400	µg/m3
n-Heptane	ND	ND	ND	ND	ND	400	µg/m3
Dilution Factor	2.5	2.5	1	1	1		
Surrogate Recoveries:						**QC Limits**	
Dibromofluoromethane	120%	124%	118%	121%	118%	60 - 140	
Toluene-d_8	96%	100%	96%	98%	96%	60 - 140	
4-Bromofluorobenzene	105%	103%	106%	103%	103%	60 - 140	
	E1-052417-CHECKS	E1-052417-CHECKS	E1-052417-CHECKS	E1-052417-CHECKS	E1-052417-CHECKS		

ND= Not Detected

JONES ENVIRONMENTAL, INC.
714-449-9937
562-646-1611
805-399-0060
11007 FOREST PLACE
SANTA FE SPRINGS, CA 90670
WWW.JONESENV.COM

JONES ENVIRONMENTAL LABORATORY RESULTS

Client:	Tetra Tech	**Report date:**	6/3/2017
Client Address:	3822 E. University Dr. Ste. 300 Phoenix, AZ 85034	**Jones Ref. No.:** **Client Ref. No.:**	E-0717 117-1303066.9
Attn:	Chris Jacquemin / Miles Hearn	**Date Sampled:** **Date Received:**	5/22-24/2017 5/22-24/2017
Project:	Hwy 260 & Johnson Ln WQARF Site	**Date Analyzed:**	5/22-24/2017
Project Address:	1619 W. White Mountain Blvd. Pinetop-Lakeside, AZ	**Physical State:**	Soil Gas

EPA 8260B – Volatile Organics by GC/MS + Oxygenates

Sample ID:	**SV-C19.5**	**SV-C19**	**SV-C20**	**SV-C17**	**SV-C18**		
Jones ID:	**E-1717-26**	**E-1717-27**	**E-1717-28**	**E-1717-29**	**E-1717-30**	**Practical Quantitation Limit**	**Units**
Analytes:							
Benzene	**23**	ND	ND	**25**	ND	8	µg/m3
Bromobenzene	ND	ND	ND	ND	ND	8	µg/m3
Bromodichloromethane	ND	ND	ND	ND	ND	8	µg/m3
Bromoform	ND	ND	ND	ND	ND	8	µg/m3
n-Butylbenzene	ND	ND	ND	ND	ND	8	µg/m3
sec-Butylbenzene	ND	ND	ND	ND	ND	8	µg/m3
tert-Butylbenzene	ND	ND	ND	ND	ND	8	µg/m3
Carbon tetrachloride	ND	ND	ND	ND	ND	8	µg/m3
Chlorobenzene	ND	ND	ND	ND	ND	8	µg/m3
Chloroform	ND	ND	ND	ND	ND	8	µg/m3
2-Chlorotoluene	ND	ND	ND	ND	ND	8	µg/m3
4-Chlorotoluene	ND	ND	ND	ND	ND	8	µg/m3
Dibromochloromethane	ND	ND	ND	ND	ND	8	µg/m3
1,2-Dibromo-3-chloropropane	ND	ND	ND	ND	ND	8	µg/m3
1,2-Dibromoethane (EDB)	ND	ND	ND	ND	ND	8	µg/m3
Dibromomethane	ND	ND	ND	ND	ND	8	µg/m3
1,2- Dichlorobenzene	ND	ND	ND	ND	ND	8	µg/m3
1,3-Dichlorobenzene	ND	ND	ND	ND	ND	8	µg/m3
1,4-Dichlorobenzene	ND	ND	ND	ND	ND	8	µg/m3
Dichlorodifluoromethane	ND	ND	ND	ND	ND	8	µg/m3
1,1-Dichloroethane	ND	ND	ND	ND	ND	8	µg/m3
1,2-Dichloroethane	ND	ND	ND	ND	ND	8	µg/m3
1,1-Dichloroethene	ND	ND	ND	ND	ND	8	µg/m3
cis-1,2-Dichloroethene	ND	ND	ND	ND	ND	8	µg/m3
trans-1,2-Dichloroethene	ND	ND	ND	ND	ND	8	µg/m3
1,2-Dichloropropane	ND	ND	ND	ND	ND	8	µg/m3
1,3-Dichloropropane	ND	ND	ND	ND	ND	8	µg/m3
2,2-Dichloropropane	ND	ND	ND	ND	ND	8	µg/m3
1,1-Dichloropropene	ND	ND	ND	ND	ND	8	µg/m3

JONES ENVIRONMENTAL LABORATORY RESULTS

EPA 8260B – Volatile Organics by GC/MS + Oxygenates

Sample ID:	**SV-C19.5**	**SV-C19**	**SV-C20**	**SV-C17**	**SV-C18**		
Jones ID:	**E-1717-26**	**E-1717-27**	**E-1717-28**	**E-1717-29**	**E-1717-30**	**Practical Quantitation Limit**	**Units**
Analytes:							
cis-1,3-Dichloropropene	ND	ND	ND	ND	ND	8	µg/m3
trans-1,3-Dichloropropene	ND	ND	ND	ND	ND	8	µg/m3
Ethylbenzene	ND	ND	ND	ND	ND	8	µg/m3
Freon 113	ND	ND	ND	ND	ND	40	µg/m3
Hexachlorobutadiene	ND	ND	ND	ND	ND	8	µg/m3
Isopropylbenzene	ND	ND	ND	ND	ND	8	µg/m3
4-Isopropyltoluene	ND	ND	ND	ND	ND	8	µg/m3
Methylene chloride	ND	ND	ND	ND	ND	8	µg/m3
Naphthalene	ND	ND	ND	ND	ND	40	µg/m3
n-Propylbenzene	ND	ND	ND	ND	ND	8	µg/m3
Styrene	ND	ND	ND	ND	ND	8	µg/m3
1,1,1,2-Tetrachloroethane	ND	ND	ND	ND	ND	8	µg/m3
1,1,2,2-Tetrachloroethane	ND	ND	ND	ND	ND	8	µg/m3
Tetrachloroethene	**1020**	**21800**	**393**	**239**	**89**	8	µg/m3
Toluene	**27**	ND	ND	**21**	ND	8	µg/m3
1,2,3-Trichlorobenzene	ND	ND	ND	ND	ND	40	µg/m3
1,2,4-Trichlorobenzene	ND	ND	ND	ND	ND	8	µg/m3
1,1,1-Trichloroethane	ND	ND	ND	ND	ND	8	µg/m3
1,1,2-Trichloroethane	ND	ND	ND	ND	ND	8	µg/m3
Trichloroethene	ND	ND	ND	ND	ND	8	µg/m3
Trichlorofluoromethane	ND	ND	ND	ND	ND	8	µg/m3
1,2,3-Trichloropropane	ND	ND	ND	ND	ND	8	µg/m3
1,2,4-Trimethylbenzene	ND	ND	ND	ND	ND	8	µg/m3
1,3,5-Trimethylbenzene	ND	ND	ND	ND	ND	8	µg/m3
Vinyl chloride	ND	ND	ND	ND	ND	8	µg/m3
m,p-Xylene	ND	ND	**76**	ND	ND	8	µg/m3
o-Xylene	ND	ND	**21**	ND	ND	8	µg/m3
MTBE	ND	ND	ND	ND	ND	40	µg/m3
Ethyl-tert-butylether	ND	ND	ND	ND	ND	40	µg/m3
Di-isopropylether	ND	ND	ND	ND	ND	40	µg/m3
tert-amylmethylether	ND	ND	ND	ND	ND	40	µg/m3
tert-Butylalcohol	ND	ND	ND	ND	ND	400	µg/m3
TIC:							
n-Pentane	ND	ND	ND	ND	ND	400	µg/m3
n-Hexane	ND	ND	ND	ND	ND	400	µg/m3
n-Heptane	ND	ND	ND	ND	ND	400	µg/m3
Dilution Factor	2.5	2.5	2.5	2.5	2.5		
Surrogate Recoveries:						**QC Limits**	
Dibromofluoromethane	119%	118%	125%	124%	123%	60 - 140	
Toluene-d_8	95%	95%	96%	97%	100%	60 - 140	
4-Bromofluorobenzene	105%	108%	103%	105%	107%	60 - 140	
	E1-052417-CHECKS	E1-052417-CHECKS	E1-052417-CHECK3	E1-052417-CHECK3	E1-052417-CHECK3		

ND= Not Detected

JONES ENVIRONMENTAL, INC.
714-449-9937
562-646-1611
805-399-0060
11007 FOREST PLACE
SANTA FE SPRINGS, CA 90670
WWW.JONESENV.COM

JONES ENVIRONMENTAL QUALITY CONTROL INFORMATION

Client:	Tetra Tech	**Report date:**	6/3/2017
Client Address:	3822 E. University Dr. Ste. 300 Phoenix, AZ 85034	**Jones Ref. No.:** **Client Ref. No.:**	E-0717 117-1303066.9
Attn:	Chris Jacquemin / Miles Hearn	**Date Sampled:** **Date Received:**	5/22-24/2017 5/22-24/2017
Project:	Hwy 260 & Johnson Ln WQARF Site	**Date Analyzed:**	5/22-24/2017
Project Address:	1619 W. White Mountain Blvd. Pinetop-Lakeside, AZ	**Physical State:**	Soil Gas

EPA 8260B – Volatile Organics by GC/MS + Oxygenates

Sample ID:	**METHOD BLANK**	**AA-1**	**METHOD BLANK**	**AA-2**	**METHOD BLANK**		
Jones ID:	**052217-E1MB1**	**052217-E1SB1**	**052417-E1MB1**	**052417-E1SB1**	**052417-E1MB2**	**Practical Quantitation Limit**	**Units**
Analytes:							
Benzene	ND	ND	ND	ND	ND	8	µg/m3
Bromobenzene	ND	ND	ND	ND	ND	8	µg/m3
Bromodichloromethane	ND	ND	ND	ND	ND	8	µg/m3
Bromoform	ND	ND	ND	ND	ND	8	µg/m3
n-Butylbenzene	ND	ND	ND	ND	ND	8	µg/m3
sec-Butylbenzene	ND	ND	ND	ND	ND	8	µg/m3
tert-Butylbenzene	ND	ND	ND	ND	ND	8	µg/m3
Carbon tetrachloride	ND	ND	ND	ND	ND	8	µg/m3
Chlorobenzene	ND	ND	ND	ND	ND	8	µg/m3
Chloroform	ND	ND	ND	ND	ND	8	µg/m3
2-Chlorotoluene	ND	ND	ND	ND	ND	8	µg/m3
4-Chlorotoluene	ND	ND	ND	ND	ND	8	µg/m3
Dibromochloromethane	ND	ND	ND	ND	ND	8	µg/m3
1,2-Dibromo-3-chloropropane	ND	ND	ND	ND	ND	8	µg/m3
1,2-Dibromoethane (EDB)	ND	ND	ND	ND	ND	8	µg/m3
Dibromomethane	ND	ND	ND	ND	ND	8	µg/m3
1,2- Dichlorobenzene	ND	ND	ND	ND	ND	8	µg/m3
1,3-Dichlorobenzene	ND	ND	ND	ND	ND	8	µg/m3
1,4-Dichlorobenzene	ND	ND	ND	ND	ND	8	µg/m3
Dichlorodifluoromethane	ND	ND	ND	ND	ND	8	µg/m3
1,1-Dichloroethane	ND	ND	ND	ND	ND	8	µg/m3
1,2-Dichloroethane	ND	ND	ND	ND	ND	8	µg/m3
1,1-Dichloroethene	ND	ND	ND	ND	ND	8	µg/m3
cis-1,2-Dichloroethene	ND	ND	ND	ND	ND	8	µg/m3
trans-1,2-Dichloroethene	ND	ND	ND	ND	ND	8	µg/m3
1,2-Dichloropropane	ND	ND	ND	ND	ND	8	µg/m3
1,3-Dichloropropane	ND	ND	ND	ND	ND	8	µg/m3
2,2-Dichloropropane	ND	ND	ND	ND	ND	8	µg/m3
1,1-Dichloropropene	ND	ND	ND	ND	ND	8	µg/m3

JONES ENVIRONMENTAL QUALITY CONTROL INFORMATION

EPA 8260B – Volatile Organics by GC/MS + Oxygenates

Sample ID:	**METHOD BLANK**	**AA-1**	**METHOD BLANK**	**AA-2**	**METHOD BLANK**		
Jones ID:	**052217-E1MB1**	**052217-E1SB1**	**052417-E1MB1**	**052417-E1SB1**	**052417-E1MB2**	**Practical Quantitation Limit**	**Units**
Analytes:							
cis-1,3-Dichloropropene	ND	ND	ND	ND	ND	8	µg/m3
trans-1,3-Dichloropropene	ND	ND	ND	ND	ND	8	µg/m3
Ethylbenzene	ND	ND	ND	ND	ND	8	µg/m3
Freon 113	ND	ND	ND	ND	ND	40	µg/m3
Hexachlorobutadiene	ND	ND	ND	ND	ND	8	µg/m3
Isopropylbenzene	ND	ND	ND	ND	ND	8	µg/m3
4-Isopropyltoluene	ND	ND	ND	ND	ND	8	µg/m3
Methylene chloride	ND	ND	ND	ND	ND	8	µg/m3
Naphthalene	ND	ND	ND	ND	ND	40	µg/m3
n-Propylbenzene	ND	ND	ND	ND	ND	8	µg/m3
Styrene	ND	ND	ND	ND	ND	8	µg/m3
1,1,1,2-Tetrachloroethane	ND	ND	ND	ND	ND	8	µg/m3
1,1,2,2-Tetrachloroethane	ND	ND	ND	ND	ND	8	µg/m3
Tetrachloroethene	ND	ND	ND	ND	ND	8	µg/m3
Toluene	ND	ND	ND	ND	ND	8	µg/m3
1,2,3-Trichlorobenzene	ND	ND	ND	ND	ND	40	µg/m3
1,2,4-Trichlorobenzene	ND	ND	ND	ND	ND	8	µg/m3
1,1,1-Trichloroethane	ND	ND	ND	ND	ND	8	µg/m3
1,1,2-Trichloroethane	ND	ND	ND	ND	ND	8	µg/m3
Trichloroethene	ND	ND	ND	ND	ND	8	µg/m3
Trichlorofluoromethane	ND	ND	ND	ND	ND	8	µg/m3
1,2,3-Trichloropropane	ND	ND	ND	ND	ND	8	µg/m3
1,2,4-Trimethylbenzene	ND	ND	ND	ND	ND	8	µg/m3
1,3,5-Trimethylbenzene	ND	ND	ND	ND	ND	8	µg/m3
Vinyl chloride	ND	ND	ND	ND	ND	8	µg/m3
m,p-Xylene	ND	ND	ND	ND	ND	8	µg/m3
o-Xylene	ND	ND	ND	ND	ND	8	µg/m3
MTBE	ND	ND	ND	ND	ND	40	µg/m3
Ethyl-tert-butylether	ND	ND	ND	ND	ND	40	µg/m3
Di-isopropylether	ND	ND	ND	ND	ND	40	µg/m3
tert-amylmethylether	ND	ND	ND	ND	ND	40	µg/m3
tert-Butylalcohol	ND	ND	ND	ND	ND	400	µg/m3
TIC:							
n-Pentane	ND	ND	ND	ND	ND	400	µg/m3
n-Hexane	ND	ND	ND	ND	ND	400	µg/m3
n-Heptane	ND	ND	ND	ND	ND	400	µg/m3
Dilution Factor	1	1	1	1	1		
Surrogate Recoveries:						**QC Limits**	
Dibromofluoromethane	127%	123%	120%	123%	125%	60 - 140	
Toluene-d_8	103%	95%	99%	99%	101%	60 - 140	
4-Bromofluorobenzene	113%	101%	104%	103%	106%	60 - 140	
	E1-052217-CHECKS	E1-052217-CHECKS	E1-052417-CHECKS	E1-052417-CHECKS	E1-052417-CHECK3		

ND= Not Detected

JONES ENVIRONMENTAL, INC.
714-449-9937
562-646-1611
805-399-0060
11007 FOREST PLACE
SANTA FE SPRINGS, CA 90670
WWW.JONESENV.COM

JONES ENVIRONMENTAL QUALITY CONTROL INFORMATION

Client:	Tetra Tech	**Report date:**	6/3/2017
Client Address:	3822 E. University Dr. Ste. 300 Phoenix, AZ 85034	**Jones Ref. No.:** **Client Ref. No.:**	E-0717 117-1303066.9
Attn:	Chris Jacquemin / Miles Hearn	**Date Sampled:** **Date Received:**	5/22-24/2017 5/22-24/2017
Project:	Hwy 260 & Johnson Ln WQARF Site	**Date Analyzed:**	5/22-24/2017
Project Address:	1619 W. White Mountain Blvd. Pinetop-Lakeside, AZ	**Physical State:**	Soil Gas

EPA 8260B – Volatile Organics by GC/MS + Oxygenates

Sample ID:	**AA-3**		
Jones ID:	**052417-E1SB2**	**Practical Quantitation Limit**	**Units**
Analytes:			
Benzene	ND	8	µg/m3
Bromobenzene	ND	8	µg/m3
Bromodichloromethane	ND	8	µg/m3
Bromoform	ND	8	µg/m3
n-Butylbenzene	ND	8	µg/m3
sec-Butylbenzene	ND	8	µg/m3
tert-Butylbenzene	ND	8	µg/m3
Carbon tetrachloride	ND	8	µg/m3
Chlorobenzene	ND	8	µg/m3
Chloroform	ND	8	µg/m3
2-Chlorotoluene	ND	8	µg/m3
4-Chlorotoluene	ND	8	µg/m3
Dibromochloromethane	ND	8	µg/m3
1,2-Dibromo-3-chloropropane	ND	8	µg/m3
1,2-Dibromoethane (EDB)	ND	8	µg/m3
Dibromomethane	ND	8	µg/m3
1,2- Dichlorobenzene	ND	8	µg/m3
1,3-Dichlorobenzene	ND	8	µg/m3
1,4-Dichlorobenzene	ND	8	µg/m3
Dichlorodifluoromethane	ND	8	µg/m3
1,1-Dichloroethane	ND	8	µg/m3
1,2-Dichloroethane	ND	8	µg/m3
1,1-Dichloroethene	ND	8	µg/m3
cis-1,2-Dichloroethene	ND	8	µg/m3
trans-1,2-Dichloroethene	ND	8	µg/m3
1,2-Dichloropropane	ND	8	µg/m3
1,3-Dichloropropane	ND	8	µg/m3
2,2-Dichloropropane	ND	8	µg/m3
1,1-Dichloropropene	ND	8	µg/m3

JONES ENVIRONMENTAL QUALITY CONTROL INFORMATION

EPA 8260B – Volatile Organics by GC/MS + Oxygenates

Sample ID:	**AA-3**		
Jones ID:	**052417-E1SB2**	**Practical Quantitation Limit**	**Units**
Analytes:			
cis-1,3-Dichloropropene	ND	8	µg/m3
trans-1,3-Dichloropropene	ND	8	µg/m3
Ethylbenzene	ND	8	µg/m3
Freon 113	ND	40	µg/m3
Hexachlorobutadiene	ND	8	µg/m3
Isopropylbenzene	ND	8	µg/m3
4-Isopropyltoluene	ND	8	µg/m3
Methylene chloride	ND	8	µg/m3
Naphthalene	ND	40	µg/m3
n-Propylbenzene	ND	8	µg/m3
Styrene	ND	8	µg/m3
1,1,1,2-Tetrachloroethane	ND	8	µg/m3
1,1,2,2-Tetrachloroethane	ND	8	µg/m3
Tetrachloroethene	ND	8	µg/m3
Toluene	ND	8	µg/m3
1,2,3-Trichlorobenzene	ND	40	µg/m3
1,2,4-Trichlorobenzene	ND	8	µg/m3
1,1,1-Trichloroethane	ND	8	µg/m3
1,1,2-Trichloroethane	ND	8	µg/m3
Trichloroethene	ND	8	µg/m3
Trichlorofluoromethane	ND	8	µg/m3
1,2,3-Trichloropropane	ND	8	µg/m3
1,2,4-Trimethylbenzene	ND	8	µg/m3
1,3,5-Trimethylbenzene	ND	8	µg/m3
Vinyl chloride	ND	8	µg/m3
m,p-Xylene	ND	8	µg/m3
o-Xylene	ND	8	µg/m3
MTBE	ND	40	µg/m3
Ethyl-tert-butylether	ND	40	µg/m3
Di-isopropylether	ND	40	µg/m3
tert-amylmethylether	ND	40	µg/m3
tert-Butylalcohol	ND	400	µg/m3
TIC:			
n-Pentane	ND	400	µg/m3
n-Hexane	ND	400	µg/m3
n-Heptane	ND	400	µg/m3
Dilution Factor	1		

Surrogate Recoveries:		**QC Limits**
Dibromofluoromethane	121%	60 - 140
Toluene-d_8	97%	60 - 140
4-Bromofluorobenzene	105%	60 - 140

E1-052417-CHECK3

ND= Not Detected

JONES ENVIRONMENTAL, INC.
714-449-9937
562-646-1611
805-399-0060
11007 FOREST PLACE
SANTA FE SPRINGS, CA 90670
WWW.JONESENV.COM

JONES ENVIRONMENTAL QUALITY CONTROL INFORMATION

Client:	Tetra Tech	**Report date:**	6/3/2017
Client Address:	3822 E. University Dr. Ste. 300 Phoenix, AZ 85034	**Jones Ref. No.:** **Client Ref. No.:**	E-0717 117-1303066.9
Attn:	Chris Jacquemin / Miles Hearn	**Date Sampled:** **Date Received:**	5/22-24/2017 5/22-24/2017
Project:	Hwy 260 & Johnson Ln WQARF Site	**Date Analyzed:**	5/22-24/2017
Project Address:	1619 W. White Mountain Blvd. Pinetop-Lakeside, AZ	**Physical State:**	Soil Gas

EPA 8260B – Volatile Organics by GC/MS + Oxygenates

Batch ID: E1-052217-CHECKS

Jones ID:	**052217-E1LCS1**	**052217-E1LCSD1**			**052217-E1CCV1**	
Parameter	LCS Recovery (%)	LCSD Recovery (%)	RPD	Acceptability Range (%)	CCV	Acceptability Range (%)
Vinyl chloride	115%	111%	3.5%	70 - 130	92%	80 - 120
1,1-Dichloroethene	115%	118%	3.0%	70 - 130	89%	80 - 120
Cis-1,2-Dichloroethene	113%	118%	3.9%	70 - 130	108%	80 - 120
1,1,1-Trichloroethane	108%	111%	2.6%	70 - 130	105%	80 - 120
Benzene	111%	125%	12.5%	70 - 130	111%	80 - 120
Trichloroethene	107%	115%	6.8%	70 - 130	108%	80 - 120
Toluene	112%	116%	3.8%	70 - 130	111%	80 - 120
Tetrachloroethene	112%	115%	3.2%	70 - 130	114%	80 - 120
Chlorobenzene	113%	115%	2.2%	70 - 130	115%	80 - 120
Ethylbenzene	104%	114%	9.4%	70 - 130	112%	80 - 120
1,2,4 Trimethylbenzene	122%	127%	3.5%	70 - 130	122%	80 - 120
Surrogate Recovery:						
Dibromofluoromethane	120%	118%		60 - 140	110%	60 - 140
Toluene-d_8	97%	95%		60 - 140	97%	60 - 140
4-Bromofluorobenzene	102%	106%		60 - 140	103%	60 - 140

LCS = Laboratory Control Sample
LCSD = Laboratory Control Sample Duplicate
CCV = Continuing Calibration Verification
RPD = Relative Percent Difference; Acceptability range for RPD is ≤ 15%

JONES ENVIRONMENTAL, INC.
714-449-9937
562-646-1611
805-399-0060
11007 FOREST PLACE
SANTA FE SPRINGS, CA 90670
WWW.JONESENV.COM

JONES ENVIRONMENTAL QUALITY CONTROL INFORMATION

Client:	Tetra Tech	**Report date:**	6/3/2017
Client Address:	3822 E. University Dr. Ste. 300 Phoenix, AZ 85034	**Jones Ref. No.:** **Client Ref. No.:**	E-0717 117-1303066.9
Attn:	Chris Jacquemin / Miles Hearn	**Date Sampled:** **Date Received:**	5/22-24/2017 5/22-24/2017
Project:	Hwy 260 & Johnson Ln WQARF Site	**Date Analyzed:**	5/22-24/2017
Project Address:	1619 W. White Mountain Blvd. Pinetop-Lakeside, AZ	**Physical State:**	Soil Gas

EPA 8260B – Volatile Organics by GC/MS + Oxygenates

Batch ID: E1-052417-CHECKS

Jones ID:	**052417-E1LCS1**	**052417-E1LCSD1**			**052417-E1CCV1**	
Parameter	LCS Recovery (%)	LCSD Recovery (%)	RPD	Acceptability Range (%)	CCV	Acceptability Range (%)
Vinyl chloride	123%	132%	7.1%	70 - 130	83%	80 - 120
1,1-Dichloroethene	126%	116%	8.3%	70 - 130	93%	80 - 120
Cis-1,2-Dichloroethene	115%	115%	0.4%	70 - 130	111%	80 - 120
1,1,1-Trichloroethane	111%	112%	0.6%	70 - 130	100%	80 - 120
Benzene	112%	119%	6.3%	70 - 130	106%	80 - 120
Trichloroethene	111%	113%	1.8%	70 - 130	102%	80 - 120
Toluene	118%	118%	0.3%	70 - 130	103%	80 - 120
Tetrachloroethene	118%	113%	3.9%	70 - 130	105%	80 - 120
Chlorobenzene	115%	116%	1.3%	70 - 130	101%	80 - 120
Ethylbenzene	115%	114%	0.3%	70 - 130	103%	80 - 120
1,2,4 Trimethylbenzene	126%	125%	1.1%	70 - 130	113%	80 - 120
Surrogate Recovery:						
Dibromofluoromethane	118%	117%		60 - 140	113%	60 - 140
Toluene-d_8	95%	98%		60 - 140	94%	60 - 140
4-Bromofluorobenzene	104%	105%		60 - 140	102%	60 - 140

LCS = Laboratory Control Sample
LCSD = Laboratory Control Sample Duplicate
CCV = Continuing Calibration Verification
RPD = Relative Percent Difference; Acceptability range for RPD is ≤ 15%

JONES ENVIRONMENTAL, INC.
714-449-9937
562-646-1611
805-399-0060
11007 FOREST PLACE
SANTA FE SPRINGS, CA 90670
WWW.JONESENV.COM

JONES ENVIRONMENTAL QUALITY CONTROL INFORMATION

Client:	Tetra Tech	**Report date:**	6/3/2017
Client Address:	3822 E. University Dr. Ste. 300 Phoenix, AZ 85034	**Jones Ref. No.:** **Client Ref. No.:**	E-0717 117-1303066.9
Attn:	Chris Jacquemin / Miles Hearn	**Date Sampled:** **Date Received:**	5/22-24/2017 5/22-24/2017
Project:	Hwy 260 & Johnson Ln WQARF Site	**Date Analyzed:**	5/22-24/2017
Project Address:	1619 W. White Mountain Blvd. Pinetop-Lakeside, AZ	**Physical State:**	Soil Gas

EPA 8260B – Volatile Organics by GC/MS + Oxygenates

Batch ID: E1-052417-CHECK3

Jones ID:	**052417-E1LCS2**	**052417-E1LCSD2**			**052417-E1CCV2**	
Parameter	LCS Recovery (%)	LCSD Recovery (%)	RPD	Acceptability Range (%)	CCV	Acceptability Range (%)
Vinyl chloride	120%	116%	3.1%	70 - 130	97%	80 - 120
1,1-Dichloroethene	115%	107%	6.7%	70 - 130	92%	80 - 120
Cis-1,2-Dichloroethene	102%	104%	1.2%	70 - 130	112%	80 - 120
1,1,1-Trichloroethane	108%	98%	8.9%	70 - 130	110%	80 - 120
Benzene	110%	104%	6.1%	70 - 130	109%	80 - 120
Trichloroethene	103%	97%	5.8%	70 - 130	117%	80 - 120
Toluene	111%	100%	10.6%	70 - 130	109%	80 - 120
Tetrachloroethene	113%	105%	7.6%	70 - 130	116%	80 - 120
Chlorobenzene	111%	100%	10.7%	70 - 130	118%	80 - 120
Ethylbenzene	109%	99%	9.6%	70 - 130	110%	80 - 120
1,2,4 Trimethylbenzene	119%	106%	11.4%	70 - 130	122%	80 - 120
Surrogate Recovery:						
Dibromofluoromethane	117%	121%		60 - 140	111%	60 - 140
Toluene-d_8	98%	97%		60 - 140	96%	60 - 140
4-Bromofluorobenzene	105%	105%		60 - 140	109%	60 - 140

LCS = Laboratory Control Sample
LCSD = Laboratory Control Sample Duplicate
CCV = Continuing Calibration Verification
RPD = Relative Percent Difference; Acceptability range for RPD is ≤ 15%

JONES ENVIRONMENTAL, INC.
11007 Forest Pl.
Santa Fe Springs, CA 90670
(714) 449-9937
Fax (714) 449-9685
www.jonesenv.com

Soil-Gas Chain-of-Custody Record

Client: TETRA TECH

Project Name: HWY 260 & JOHNSON LN WQARF SITE

Project Address: 1619 W. WHITE MOUNTAIN BLVD.

PINETOP-LAKESIDE,AZ

Email:

Phone:

Report To: CHRIS JACQUEMIN & MILES HEARN

Sampler: ANO

Date: 5/22/2017-05/24/17

Client Project #: 117-1303066.9

Purge Number: □ 1P ☒ 3P □ 7P □ 10P

Shut-In Test: (Y) / N

Report Options: EDD ____ EDF* - 10% Surcharge____ *Global ID _____

LAB USE ONLY

Jones Project # E-0717

Page 1 of 4

Sample Container: GLASS TIGHT SYRINGE/TEDLAR BAG

If different than above, see Notes.

Turn Around Requested: □ Immediate Attention □ Rush 24 Hours □ Rush 48 Hours □ Rush 72 Hours □ Normal ☒ Mobile Lab

Tracer: □ n-pentane □ n-hexane □ n-heptane □ Helium □ 1,1-DFA □ _____

Reporting Limits Requested: ☒ Commercial ☒ Residential

Units: ug/m³

Analysis Requested

Sample ID	Purge Number	Purge Volume (mL)	Date	Sample Collection Time	Sample Analysis Time	Laboratory Sample ID	Purge Rate (mL/min)	Pump Used	Magnehelic	Sample Matrix: Soil Gas (SG), Air (A), Material (M)	EPA 8260B				Magnehelic Vacuum (In/H_2O)	Number of Containers	Notes & Special Instructions
SV1	1	80	5/22/17	15:42	15:49	E-0717-01	~200cc/min	hand purge	TSS #118001	SG	X				60	1	LOW FLOW, COMMERCIAL LIMITS REQUESTED
SV2	1	80	5/22/17	16:00	16:10	E-0717-02	~200cc/min	hand purge	TSS #118001	SG	X				42	1	LOW FLOW, COMMERCIAL LIMITS REQUESTED
SV3	1	80	5/22/17	16:20	16:22	E-0717-03	~200cc/min	hand purge	TSS #118001	SG	X				60	2	LOW FLOW
SV4	1	80	5/22/17	16:35	16:54	E-0717-04	~200cc/min	hand purge	TSS #118001	SG	X				80	1	COLLECTED IN TEDLAR, LOW FLOW
SV11	1	80	5/22/17	17:05	17:09	E-0717-05	~200cc/min	hand purge	TSS #118001	SG	X				100	1	LOW FLOW
SV7	1	80	5/22/17	16:41	17:29	E-0717-06	~200cc/min	hand purge	TSS #118001	SG	X				40	1	COLLECTED IN TEDLAR, LOW FLOW
SV7 REP	1	80	5/22/17	16:44	17:48	E-0717-07	~200cc/min	hand purge	TSS #118001	SG	X				40	1	COLLECTED IN TEDLAR, LOW FLOW

Relinquished By (Signature)	Printed Name	Received By (Signature)	Printed Name	
[signature]	Miles Hearn	[signature]	Annalie Otero	8 Total Number of Containers
Company: Tetra Tech	Date: 5/24/17 Time: 2017	Company: Jones Environmental, Inc	Date: 5-24-17 Time: 2017	
Relinquished By (Signature)	Printed Name	Received By Laboratory (Signature)	Printed Name	
Company	Date / Time	Company	Date / Time	

Client signature on this Chain of Custody form constitutes acknowledgement that the above analyses have been reqested, and the information provided herein is correct and accurate.

JONES ENVIRONMENTAL, INC.
11007 Forest Pl.
Santa Fe Springs, CA 90670
(714) 449-9937
Fax (714) 449-9685
www.jonesenv.com

Soil-Gas Chain-of-Custody Record

Client: TETRA TECH

Project Name: HWY 260 & JOHNSON LN WQARF SITE

Project Address: 1619 W. WHITE MOUNTAIN BLVD.

PINETOP-LAKESIDE,AZ

Email:

Phone:

Report To: CHRIS JACQUEMIN & MILES HEARN

Sampler: ANO

Date: 5/22/2017-05/24/17

Client Project #: 117-1303066.9

Purge Number: □ 1P ☒ 3P □ 7P □ 10P

Shut-In Test: (Y) / N

Report Options
EDD ____
EDF* - 10% Surcharge ____
*Global ID _____

LAB USE ONLY
Jones Project # E-0717

Page 2 of 4

Sample Container: GLASS TIGHT SYRINGE/TEDLAR BAG
If different than above, see Notes.

Turn Around Requested
- □ Immediate Attention
- □ Rush 24 Hours
- □ Rush 48 Hours
- □ Rush 72 Hours
- □ Normal
- ☒ Mobile Lab

Tracer
- □ n-pentane
- □ n-hexane
- □ n-heptane
- □ Helium
- □ 1,1-DFA
- □ _____

Reporting Limits Requested: ☒ Commercial ☒ Residential

Units: ug/m³

Analysis Requested

Sample ID	Purge Number	Purge Volume (mL)	Date	Sample Collection Time	Sample Analysis Time	Laboratory Sample ID	Purge Rate (mL/min)	Pump Used	Magnehelic	Sample Matrix: Soil Gas (SG), Air (A), Material (M)	EPA 8260B				Magnehelic Vacuum (In/H_2O)	Number of Containers	Notes & Special Instructions
SV13	1	80	5/23/17	12:33	10:05	E-0717-08	~200cc/min	hand purge	TSS #118001	SG	X				18	1	TEDLAR BAG
SV12	1	80	5/23/17	12:40	9:47	E-0717-09	~200cc/min	hand purge	TSS #118001	SG	X				20	1	TEDLAR BAG
SV14	1	80	5/23/17	12:45	10:24	E-0717-10	~200cc/min	hand purge	TSS #118001	SG	X				28	1	TEDLAR BAG
SV8	1	80	5/23/17	12:51	10:42	E-0717-11	~200cc/min	hand purge	TSS #118001	SG	X				48	1	TEDLAR BAG
SV6	1	80	5/23/17	12:55	11:01	E-0717-12	~200cc/min	hand purge	TSS #118001	SG	X				46	1	TEDLAR BAG
SV5	1	80	5/23/17	12:59	11:18	E-0717-13	~200cc/min	hand purge	TSS #118001	SG	X				52	1	TEDLAR BAG
SV9	1	80	5/23/17	13:09	11:36	E-0717-14	~200cc/min	hand purge	TSS #118001	SG	X				60	1	TEDLAR BAG
SV10	1	80	5/23/17	13:12	11:54	E-0717-15	~200cc/min	hand purge	TSS #118001	SG	X				60	1	TEDLAR BAG
SV15	1	80	5/23/17	13:41	9:11	E-0717-16	~200cc/min	hand purge	TSS #118001	SG	X				60	1	TEDLAR BAG
SV16	1	80	5/23/17	13:45	9:29	E-0717-17	~200cc/min	hand purge	TSS #118001	SG	X				100	1	TEDLAR BAG

Relinquished By (Signature)	Printed Name	Received By (Signature)	Printed Name
[signature]	Miles Hearn	[signature]	Annalise O. Tech
Company: Tetra Tech	Date: 5/24/17 Time: 2018	Company: Jones Environmental, Inc	Date: 5-24-17 Time: 2018
Relinquished By (Signature)	Printed Name	Received By Laboratory (Signature)	Printed Name
Company	Date / Time	Company	Date / Time

10 Total Number of Containers

Client signature on this Chain of Custody form constitutes acknowledgement that the above analyses have been reqested, and the information provided herein is correct and accurate.

JONES ENVIRONMENTAL, INC.
11007 Forest Pl.
Santa Fe Springs, CA 90670
(714) 449-9937
Fax (714) 449-9685
www.jonesenv.com

Soil-Gas Chain-of-Custody Record

Client: TETRA TECH
Project Name: HWY 260 & JOHNSON LN WQARF SITE
Project Address: 1619 W. WHITE MOUNTAIN BLVD.
PINETOP-LAKESIDE,AZ
Email:
Phone:
Report To: CHRIS JACQUEMIN & MILES HEARN
Sampler: ANO

Date: 5/22/2017-05/24/17
Client Project #: 117-1303066.9

Purge Number: □ 1P ☑ 3P □ 7P □ 10P
Shut-In Test: ☑ Y / N

Report Options
EDD ____
EDF* - 10% Surcharge ____
*Global ID ____

LAB USE ONLY
Jones Project #: E-0717
Page 3 of 4
Sample Container: GLASS TIGHT SYRINGE/TEDLAR BAG
If different than above, see Notes.

Turn Around Requested
□ Immediate Attention
□ Rush 24 Hours
□ Rush 48 Hours
□ Rush 72 Hours
□ Normal
☑ Mobile Lab

Tracer
□ n-pentane
□ n-hexane
□ n-heptane
□ Helium
□ 1,1-DFA
□ ____

Reporting Limits Requested: ☑ Commercial ☑ Residential
Units: ug/m3

Analysis Requested

Sample ID	Purge Number	Purge Volume (mL)	Date	Sample Collection Time	Sample Analysis Time	Laboratory Sample ID	Purge Rate (mL/min)	Pump Used	Magnehelic	Sample Matrix: Soil Gas (SG), Air (A), Material (M)	EPA 8260B				Magnehelic Vacuum (in/H_2O)	Number of Containers	Notes & Special Instructions
SV17	3	80	5/24/17	10:45	12:12	E-0717-18	~200cc/min	hand purge	TSS #118001	SG	X				40	1	TEDLAR BAG
SV18	3	80	5/24/17	10:50	12:47	E-0717-19	~200cc/min	hand purge	TSS #118001	SG	X				40	1	TEDLAR BAG
SV19	3	80	5/24/17	11:18	13:04	E-0717-20	~200cc/min	hand purge	TSS #118001	SG	X				40	1	TEDLAR BAG
SV19 REP	3	80	5/24/17	11:12	13:22	E-0717-21	~200cc/min	hand purge	TSS #118001	SG	X				40	1	TEDLAR BAG
SV20	3	80	5/24/17	11:20	13:42	E-0717-22	~200cc/min	hand purge	TSS #118001	SG	X				40	1	TEDLAR BAG
SV-C9	3	250	5/24/17	14:05	14:13	E-0717-23	~200cc/min	hand purge	TSS #118001	SG	X				40	1	TEDLAR BAG
SV-C11S	3	250	5/24/17	14:10	14:31	E-0717-24	~200cc/min	hand purge	TSS #118001	SG	X				50	1	TEDLAR BAG
SV-C11E	3	250	5/24/17	14:19	14:49	E-0717-25	~200cc/min	hand purge	TSS #118001	SG	X				60	1	TEDLAR BAG
SV-C19.5	3	80	5/24/17	15:27	15:41	E-0717-26	~200cc/min	hand purge	TSS #118001	SG	X				100	1	LOW FLOW
SV-C19	3	80	5/24/17	15:08	16:10	E-0717-27	~200cc/min	hand purge	TSS #118001	SG	X				62	1	TEDLAR BAG

Total Number of Containers: 10

Relinquished By (Signature)	Printed Name	Received By (Signature)	Printed Name
M Hearn	Miles Hearn	[signature]	Annalie O Torre
Company: Tetra Tech	Date: 5/24/17 Time: 2019	Company: Jones Environmental Inc	Date: 5-24-17 Time: 2019
Relinquished By (Signature)	Printed Name	Received By Laboratory (Signature)	Printed Name
Company	Date / Time	Company	Date / Time

Client signature on this Chain of Custody form constitutes acknowledgement that the above analyses have been reqested, and the information provided herein is correct and accurate.

JONES ENVIRONMENTAL, INC.
11007 Forest Pl.
Santa Fe Springs, CA 90670
(714) 449-9937
Fax (714) 449-9685
www.jonesenv.com

Soil-Gas Chain-of-Custody Record

Client: TETRA TECH
Project Name: HWY 260 & JOHNSON LN WQARF SITE
Project Address: 1619 W. WHITE MOUNTAIN BLVD.
PINETOP-LAKESIDE,AZ
Email:
Phone:
Report To: CHRIS JACQUEMIN & MILES HEARN
Sampler: ANO

Date: 5/22/2017-05/24/17
Client Project #: 117-1303066.9

Purge Number: □ 1P ☒ 3P □ 7P □ 10P
Shut-In Test: (Y) / N

Report Options: EDD ____ EDF* - 10% Surcharge____ *Global ID _____

LAB USE ONLY
Jones Project # E-0717
Page 4 of 4
Sample Container: GLASS TIGHT SYRINGE/TEDLAR BAG
If different than above, see Notes.

Turn Around Requested: □ Immediate Attention □ Rush 24 Hours □ Rush 48 Hours □ Rush 72 Hours □ Normal ☒ Mobile Lab

Tracer: □ n-pentane □ n-hexane □ n-heptane □ Helium □ 1,1-DFA □ _____

Reporting Limits Requested: ☒ Commercial ☒ Residential
Units: mg/m3

Analysis Requested

Sample ID	Purge Number	Purge Volume (mL)	Date	Sample Collection Time	Sample Analysis Time	Laboratory Sample ID	Purge Rate (mL/min)	Pump Used	Magnehelic	Sample Matrix: Soil Gas (SG), Air (A), Material (M)	EPA 8260B				Magnehelic Vacuum (In/H_2O)	Number of Containers	Notes & Special Instructions
SV-C20	3	80	5/24/17	15:19	20:00	E-0717-~~25~~ 28	~200cc/min	hand purge	TSS #118001	SG	X				62	1	TEDLAR BAG
SV-C17	3	80	5/24/17	16:36	20:10	E-0717-~~26~~ 29	~200cc/min	hand purge	TSS #118001	SG	X				80	1	TEDLAR BAG
SV-C18	3	80	5/24/17	17:19	20:30	E-0717-~~27~~ 30	~200cc/min	hand purge	TSS #118001	SG	X				100	1	LOW FLOW, WATER IN PROBE, STILL COLLECTED AS HIGH SAMPLE IN TEDLAR AS PER CLIENT REQUEST
						5/26											

Relinquished By (Signature)	Printed Name	Received By (Signature)	Printed Name		
[signature]	Miles Hearn	[signature]	Annalise Otero	3	Total Number of Containers
Company: Tetra Tech	Date: 5/24/17 Time: 2058	Company: Jones Environmental, Inc	Date: 5-24-17 Time: 2059		
Relinquished By (Signature)	Printed Name	Received By Laboratory (Signature)	Printed Name		
Company	Date / Time	Company	Date / Time		

Client signature on this Chain of Custody form constitutes acknowledgement that the above analyses have been requested, and the information provided herein is correct and accurate.

Appendix J – Soil Gas to Soil Concentration Calculations

PCE [ppbv]	PCE [ug/m^3]	[PCE]*attenuation [ug/m^3]	PCE in soil equivalents mg/kg
	0.00	0.00	0.0000000

Attenuation factor 0.03

EPA screening levels, 11/2017 (check for most recent numbers)

		TCE	PCE
R	[L kPa/K mol]	8.3144	8.3144
T	[K]	293.15	293.15
P	[kPa]	101.325	101.325
MW	[g/mol]	131.4	165.83
foc	[g-oc/g-soil]	0.006	0.006
Koc	[ml/g]	166	155
ρb	kg/L	1.5	1.5
H_0	[-]	0.422	0.754
θ_t	[-]	0.43	0.43
θ_w	[-]	0.15	0.15
K_H	atm-L/mol	11	18

Residential	HQ=1		HQ=0.1	
	RSL	RSL/attenuation	RSL	~~RSL/attenuation~~
PCE	11	367	~~4.3~~	~~140~~
TCE	0.48	16	~~0.21~~	~~7~~
Non-residential	HQ=1		HQ=0.1	
	RSL	RSL/attenuation	RSL	~~RSL/attenuation~~
PCE	47	1567	~~18~~	~~600~~
TCE	3	100	~~0.88~~	~~29~~

Generic values used
Compound specific values

	ppbv	ppmv	atm/atm		ug/L
TCE soil ga	1400	1.4	1.40E-06	1.27E-07	16.72363636

Example calculation for conversion from ppbv to μg/m³, based on Ideal Gas Law:

$$C_g\left(\frac{\mu g}{m^3}\right) = C_g(ppbv) * \frac{P * MW}{R * T}$$

$$C_g(ppbv) = \frac{1\ \mu L}{1\ m^3}$$

Where:
C_g = concentration in gas
P = pressure, $101.325\ kPa$
MW = molecular weight, TCE = 131.4 $\frac{g}{mol}$, PCE= 165.83$\frac{g}{mol}$
R = ideal gas constant, $8.3144\ \frac{L\ kPa}{K\ mol}$
T = temperature, $293.15K$

e.g. TCE

$$C_g\left(\frac{\mu g}{m^3}\right) = 9.0\frac{uL}{m^3} * \frac{1L}{10^6\mu L} * \frac{10^6\mu g}{1g} * \frac{101.325\ kPa * 131.4\ \frac{g}{mol}}{8.3144\ \frac{L\ kPa}{K\ mol} * 293.15K} = 49\ \frac{\mu g}{m^3}$$

Example calculation for conversion to mg/kg based on three-phase partitioning equation:

$$C_s = C_g * \frac{\frac{K_{oc} * f_{oc} * \rho_b}{H_0} + \frac{\theta_w}{H_0} + (\theta_t - \theta_w)}{\rho_b}$$

Where:
C_s = concentration in soil
C_g = concentration in gas
K_{oc} = organic carbon-water partitioning coefficient, TCE = 166 $\frac{L}{kg}$, PCE = 155 $\frac{L}{kg}$
f_{oc} = fraction of organic carbon, 0.6%
ρ_b = soil dry bulk density, 1.5 $\frac{kg}{L}$ (typical basin fill)
H_0 = dimensionless Henry's Law constant, TCE = 0.422, PCE = 0.754
θ_t = total soil porosity, 43% (based on default soil particle density 2.65 $\frac{kg}{L}$)
θ_w = volumetric water content, 0.15 (typical basin fill)

e.g. TCE

$$C_s\left(\frac{mg}{kg}\right) = 0.049\frac{\mu g}{L} * \frac{1\ mg}{1000\ \mu g} * \frac{\left(\frac{166\frac{L}{kg} * 0.006 * 1.5\frac{kg}{L}}{0.422}\right) + \left(\frac{0.15}{0.422}\right) + (0.43 - 0.15)}{1.5\ \frac{kg}{L}} = 0.00014\ \frac{mg}{kg}$$

Soil-Gas Results

Sample ID	Depth (ft bgs)	Sample Date	Units	Tetrachloroethene
Residential Screening Value			$\mu g/m^3$	140
Industrial Screening Value			$\mu g/m^3$	600
DC-4	5	01/23/2017	µg/m3	327
DC-5	5	01/23/2017	µg/m3	2,435
DC-5 (Duplicate)	5	01/23/2017	µg/m3	2,378
DC-6	5	01/23/2017	µg/m3	1,464
DC-7	5	01/23/2017	µg/m3	184
DC-9	5	01/23/2017	µg/m3	<13.56
DC-10	5	01/23/2017	µg/m3	28.1
DC-12	5	01/23/2017	µg/m3	404
DC-11	5	01/23/2017	µg/m3	36.3
DC-14	5	01/23/2017	µg/m3	<33.9
DC-15	5	01/23/2017	µg/m3	24.1
DC-16	5	01/23/2017	µg/m3	<13.56
SV-1	5	01/23/2017	µg/m3	2,141
	5	05/22/2017	µg/m3	287
SV-2	5	01/23/2017	µg/m3	203
	5	05/22/2017	µg/m3	845
EE-1	5	01/24/2017	µg/m3	16.7
EE-2	5	01/24/2017	µg/m3	<13.56
EE-3	5	01/24/2017	µg/m3	27.3
EE-3 (Duplicate)	5	01/24/2017	µg/m3	22.9
EE-5	5	01/24/2017	µg/m3	<13.56
EE-12	5	01/24/2017	µg/m3	<29.5
EE-13	5	01/24/2017	µg/m3	<13.56
EE-14	5	01/24/2017	µg/m3	<13.56
EE-18	5	01/24/2017	µg/m3	<13.56
EE-19	5	01/24/2017	µg/m3	<13.56
EE-20	5	01/24/2017	µg/m3	<29.5
DC-1	5	01/25/2017	µg/m3	4,105
DC-2	5	01/25/2017	µg/m3	3,051
SV-3	5	05/22/2017	µg/m3	1,730
SV-4	5	05/22/2017	µg/m3	5,740
SV-11	5	05/22/2017	µg/m3	3,080
SV-7	5	05/22/2017	µg/m3	1,470
SV-7 REP (Duplicate)	5	05/22/2017	µg/m3	1,260
SV-13	5	05/22/2017	µg/m3	1,760
SV-12	5	05/22/2017	µg/m3	2,550
SV-14	5	05/22/2017	µg/m3	1,610
SV-8	5	05/22/2017	µg/m3	1,520
SV-6	5	05/22/2017	µg/m3	315
SV-5	5	05/22/2017	µg/m3	678
SV-9	5	05/22/2017	µg/m3	12,300
SV-10	5	05/22/2017	µg/m3	8,470
SV-15	5	05/22/2017	µg/m3	694
SV-16	5	05/22/2017	µg/m3	789
SV-17	5	05/22/2017	µg/m3	19,300
SV-18	5	05/22/2017	µg/m3	26,400
SV-19	5	05/22/2017	µg/m3	3,460
SV-19 REP (Duplicate)	5	05/22/2017	µg/m3	2,770
SV-20	5	05/22/2017	µg/m3	2,690
SV-C9	5	05/22/2017	µg/m3	208
SV-C11S	5	05/22/2017	µg/m3	175
SV-C11E	5	05/22/2017	µg/m3	143
SV-C19.5	5	05/22/2017	µg/m3	1,024
SV-C19	5	05/22/2017	µg/m3	21,800
SV-C20	5	05/22/2017	µg/m3	393
SV-C17	5	05/22/2017	µg/m3	239
SV-C18	5	05/22/2017	µg/m3	88.5
SV-9 Confirmation	5	05/23/2017	µg/m3	35,190
SV-2 Confirmation	5	05/23/2017	µg/m3	1,200
SV-11 Confirmation	5	05/23/2017	µg/m3	4,570
SV-16 Confirmation	5	05/23/2017	µg/m3	1,560
SV-18 Confirmation	5	05/23/2017	µg/m3	44,410
DP-01	5	09/22/2017	µg/m3	13.3
DP-02	5	09/22/2017	µg/m3	414
DP-03	5	09/22/2017	µg/m3	107
DP-04	5	09/22/2017	µg/m3	211
DP-05	5	09/22/2017	µg/m3	44.9
DP-06	5	09/23/2017	µg/m3	4,130
DP-07	5	09/23/2017	µg/m3	1,520
DP-08	5	09/23/2017	µg/m3	1,720
DP-09	5	09/23/2017	µg/m3	17
DP-10	5	09/23/2017	µg/m3	348
DP-11	5	09/23/2017	µg/m3	18,700
DP-12	5	09/23/2017	µg/m3	1950
DP-13	3	09/23/2017	µg/m3	274
DP-14	3	09/23/2017	µg/m3	<2.72
DP-15	3	09/23/2017	µg/m3	10.5

Converted Soil Results

Sample ID	Sample Date	Units	Tetrachloroethene
DC-4	01/23/2017	mg/kg	0.00051
DC-5	01/23/2017	mg/kg	0.00378
DC-5 (Duplicate)	01/23/2017	mg/kg	0.00369
DC-6	01/23/2017	mg/kg	0.00227
DC-7	01/23/2017	mg/kg	0.00029
DC-9	01/23/2017	mg/kg	-
DC-10	01/23/2017	mg/kg	0.00004
DC-12	01/23/2017	mg/kg	0.00063
DC-11	01/23/2017	mg/kg	0.00006
DC-14	01/23/2017	mg/kg	-
DC-15	01/23/2017	mg/kg	0.00004
DC-16	01/23/2017	mg/kg	-
SV-1	01/23/2017	mg/kg	0.00332
	05/22/2017	mg/kg	0.00045
SV-2	01/23/2017	mg/kg	0.00031
	05/22/2017	mg/kg	0.00131
EE-1	01/24/2017	mg/kg	0.00003
EE-2	01/24/2017	mg/kg	-
EE-3	01/24/2017	mg/kg	0.00004
EE-3 (Duplicate)	01/24/2017	mg/kg	0.00004
EE-5	01/24/2017	mg/kg	-
EE-12	01/24/2017	mg/kg	-
EE-13	01/24/2017	mg/kg	-
EE-14	01/24/2017	mg/kg	-
EE-18	01/24/2017	mg/kg	-
EE-19	01/24/2017	mg/kg	-
EE-20	01/24/2017	mg/kg	-
DC-1	01/25/2017	mg/kg	0.00637
DC-2	01/25/2017	mg/kg	0.00474
SV-3	05/22/2017	mg/kg	0.00269
SV-4	05/22/2017	mg/kg	0.00891
SV-11	05/22/2017	mg/kg	0.00478
SV-7	05/22/2017	mg/kg	0.00228
SV-7 REP (Duplicate)	05/22/2017	mg/kg	0.00196
SV-13	05/22/2017	mg/kg	0.00273
SV-12	05/22/2017	mg/kg	0.00396
SV-14	05/22/2017	mg/kg	0.00250
SV-8	05/22/2017	mg/kg	0.00236
SV-6	05/22/2017	mg/kg	0.00049
SV-5	05/22/2017	mg/kg	0.00105
SV-9	05/22/2017	mg/kg	0.01910
SV-10	05/22/2017	mg/kg	0.01315
SV-15	05/22/2017	mg/kg	0.00108
SV-16	05/22/2017	mg/kg	0.00123
SV-17	05/22/2017	mg/kg	0.02997
SV-18	05/22/2017	mg/kg	0.04099
SV-19	05/22/2017	mg/kg	0.00537
SV-19 REP (Duplicate)	05/22/2017	mg/kg	0.00430
SV-20	05/22/2017	mg/kg	0.00418
SV-C9	05/22/2017	mg/kg	0.00032
SV-C11S	05/22/2017	mg/kg	0.00027
SV-C11E	05/22/2017	mg/kg	0.00022
SV-C19.5	05/22/2017	mg/kg	0.00159
SV-C19	05/22/2017	mg/kg	0.03385
SV-C20	05/22/2017	mg/kg	0.00061
SV-C17	05/22/2017	mg/kg	0.00037
SV-C18	05/22/2017	mg/kg	0.00014
SV-9 Confirmation	05/23/2017	mg/kg	0.05464
SV-2 Confirmation	05/23/2017	mg/kg	0.00186
SV-11 Confirmation	05/23/2017	mg/kg	0.00710
SV-16 Confirmation	05/23/2017	mg/kg	0.00242
SV-18 Confirmation	05/23/2017	mg/kg	0.06896
DP-01	09/22/2017	mg/kg	0.00002
DP-02	09/22/2017	mg/kg	0.00064
DP-03	09/22/2017	mg/kg	0.00017
DP-04	09/22/2017	mg/kg	0.00033
DP-05	09/22/2017	mg/kg	0.00007
DP-06	09/23/2017	mg/kg	0.00641
DP-07	09/23/2017	mg/kg	0.00236
DP-08	09/23/2017	mg/kg	0.00267
DP-09	09/23/2017	mg/kg	0.00003
DP-10	09/23/2017	mg/kg	0.00054
DP-11	09/23/2017	mg/kg	0.02904
DP-12	09/23/2017	mg/kg	0.00303
DP-13	09/23/2017	mg/kg	0.00043
DP-14	09/23/2017	mg/kg	-
DP-15	09/23/2017	mg/kg	0.00002

Residential RSL (mg/kg)				Composite Worker RSL (mg/kg)			
Ingestion	Dermal	Inhalation	Carcinogenic	Ingestion	Dermal	Inhalation	Carcinogenic
330	N/A	25	24	1600	N/A	110	100

EPA screening levels for soil, 11/2017 (check for most recent numbers)

Appendix K – Land and Water Use Study

Pinyon Environmental, Inc.

Corporate Headquarters
9100 West Jewell Avenue Lakewood, CO 80232
TEL 303 980 5200 FAX 303 980 0089
www.pinyon-env.com

September 28, 2018

Land and Water Use Report

Highway 260 and Johnson Lane
Pinetop-Lakeside, Arizona

Prepared For:

Arizona Department of Environmental Quality
1110 West Washington Street
Phoenix, Arizona 85007

Pinyon Project No.:

7/17-1006-04.5201

Contract Number:

ADEQ14-077532



Table of Contents

1. Introduction 1
   1.1 Land and Water Use Report 1
   1.2 Site Background 1
   1.3 Hydrogeology 1
   1.4 General Groundwater Quality 1
2. Use Evaluation 3
   2.1 Land and Water Use Questionnaires 3
   2.2 Land Use 3
      2.2.1 Current and Historical Site-Specific Land Use 3
      2.2.2 Current Regional Land Use 4
      2.2.3 Future Land Use 4
   2.3 Groundwater Use 4
      2.3.1 Municipality and Utility Groundwater Uses 4
         2.3.1.1 Current Pinetop-Lakeside Needs 4
         2.3.1.2 Future Pinetop-Lakeside Needs 5
      2.3.2 Private Groundwater Uses 5
   2.4 Surface Water Uses 5
         2.4.1.1 Current Pinetop-Lakeside Needs 5
         2.4.1.2 Future Pinetop-Lakeside Needs 6
3. Summary of Uses 7
   3.1 Land Uses 7
   3.2 Groundwater Uses 7
   3.3 Surface Water Uses 7
4. References 8

Table of Contents (continued)

Tables

Table 1 Town of Pinetop-Lakeside Zoning Districts

Table 2 Groundwater Wells Located within One Mile Radius of the Site

Figures

Figure 1 Site Location

Figure 2 Site Layout

Figure 3 WQARF Site Community Involvement Area

Figure 4 Pinetop-Lakeside Zoning

Figure 5 Groundwater Monitoring Well Locations

Figure 6 Groundwater Elevation and Potentiometric Surface March 2017

Appendices

Appendix A Land and Water Use Questionnaires

1. Introduction

Pinyon Environmental, Inc. (Pinyon) has prepared this Land and Water Use Report (Report) for the Highway 260 and Johnson Lane Water Quality Assurance Revolving Fund (WQARF) Registry Site (Site) to meet the requirements established under Arizona Administrative Code (A.A.C.) R18-16-406(D). Pinyon was contracted by the Arizona Department of Environmental Quality (ADEQ) to prepare this report as part of Task Order ADEQ14-077532:20.

1.1 Land and Water Use Report

The purpose of the Report is to gather information regarding current and "foreseeable" uses of land or waters that have been or are threatened to be impacted by a contaminant release, and to project time frames for future changes in those uses. For the purpose of this document, "foreseeable uses" are those which are reasonably expected to occur within 100 years. Information gathered from discussions with property owners, water providers, municipalities, and well owners is to be included in the Report.

In general, this Report identifies various current and potential future uses of land and water near the Site. However, the Report does not evaluate the uses, nor does it classify the uses as "reasonably foreseeable". The evaluation of uses will take place during public comment periods, and public meetings and will be presented in the Proposed RO Report.

1.2 Site Background

The Site is located near the intersection of Highway 260 and Johnson Lane in Lakeside, Arizona (Figure 1). The Site history and background are presented in the Preliminary Investigation (PI) and Remedial Investigation (RI) Reports (HGC, 2016; Pinyon, 2018). Groundwater and soil-gas samples collected in September and December 2017 indicate the source as Earl's Laundromat and Dry Cleaning (Figure 2). The dry-cleaning operations at the site ceased in early 2016.

1.3 Hydrogeology

There are two aquifers in southern Navajo County where the Site is located. The Pinetop-Lakeside aquifer is a local, discontinuous, water source covering 16 square miles (ADWR, 2009; Mann, 1976). Groundwater in the Pinetop-Lakeside aquifer is shallow, with the average depth to water being approximately 24 feet below ground surface (bgs), and flows to the northwest. The Pinetop-Lakeside aquifer ranges in thickness from 10s to 100s of feet, and is generally not hydraulically connected to the underlying Coconino aquifer.

The Coconino aquifer, encountered below the Pinetop-Lakeside aquifer, is the most expansive and largest producer of groundwater in the Eastern Plateau, with an aerial extent of 21,655 square miles (ADWR, 2009). The Coconino Sandstone is the largest unit in the aquifer with a thickness of 250 feet to 850 feet (Mann, 1976). Water levels in the Mogollon Rim area vary widely from 100 feet to 900 feet bgs. In the Show Low area, water is encountered at depths between 400 feet and 600 feet (Overby, 2007). North of the Little Colorado River, it is too deep to be economically viable (ADWR, 2009).

1.4 General Groundwater Quality

Volatile organic compounds (VOCs) including tetrachloroethene (PCE), trichloroethene (TCE), and cis-1,2-dichloroethene have been detected in groundwater samples from the area around Highway 260 and Johnson Lane; however, PCE is the only contaminant that has been detected above the Aquifer Water Quality Standard (AWQS). Therefore, PCE is considered the contaminant of concern (COC) at the Site. Historically, PCE has

been detected in groundwater samples from the Site at a maximum concentration of 59 micrograms per liter (µg/l). In the most recent groundwater samples collected in March 2018, the maximum PCE concentration at the Site was 21 µg/l.

According to the Arizona Water Atlas, established by Arizona Department of Water Resources (ADWR), general water quality parameters for the Little Colorado River Plateau Basin indicated constituents that most frequently exceeded applicable drinking water standards included but were not limited to: arsenic, radionuclides, thallium, lead, and total dissolved solids (TDS) (ADWR, 2009).

2. Use Evaluation

The following sections outline current and foreseeable land and water uses for the Site and the surrounding area, defined by the Site plume (Figure 3). Foreseeable uses for land are those uses of land likely to occur at the Site within a reasonable time period. Reasonably foreseeable uses of water are those likely to occur within 100 years unless a longer time period is shown to be reasonable based on Site-specific circumstances [A.A.C. R18-16-406(D)].

2.1 Land and Water Use Questionnaires

To obtain consistent land and water use information from specified stakeholders, a standardized land and water use study questionnaire was prepared and mailed by Pinyon to 14 well owners and 3 land owners within the Site area. The questionnaires focused on property information, wells, water use, and waste streams. Of the 17 questionnaires prepared and mailed by Pinyon, six questionnaires were completed and returned to Pinyon (Appendix A), ten were claimed but not completed and returned, and one was sent back to Pinyon as "Unclaimed." The land and water uses of the completed and returned questionnaires will be further detailed in later sections. The provided water use responses are supplemented by well owner interviews conducted by Pinyon field staff during groundwater sampling. Additional information pertaining to private use of land and water will be added to this report as an addendum pending acquisition of additional stakeholder responses to the questionnaires.

2.2 Land Use

The Site is located within Pinetop-Lakeside in Arizona. Arizona State law requires each city to have a General Plan that establishes policy for the city's physical development. The 2015 Pinetop-Lakeside/Navaho County General Plan, modified and updated from the town's 2001 General Plan, includes goals, policies, and recommendations to guide land use and neighborhood development for the next 10-20 years and beyond (Pinetop-Lakeside, 2015).

Pinetop-Lakeside is located in the White Mountains, 190 miles northeast of Phoenix. Pinetop-Lakeside was two separate communities prior to 1984. Highway 260 is the main access and the main street for the town. Through town, Highway 260 is known as White Mountain Boulevard. Blue Ridge Unified School District is located in the vicinity to the east of the Site and includes an elementary and high school.

Development in the area occurs consistent with zoning laws and must go through a site-planning review and permit process. Land use at the Site is light commercial (about 50%), single family residential (about 40%), and multi-family residential (about 10%) (Table 1; Figure 4) (Pinetop-Lakeside, 2011).

2.2.1 Current and Historical Site-Specific Land Use

The Site is in a residential/commercial area in central Pinetop-Lakeside, Arizona and spans over the following three zoning districts (Table 1; Figure 4):

- Light Commercial Zoning District (C-1)
- Single Family Residential Zoning District – 10,000 square feet per dwelling (R1-4)
- Multiple Family Residential Zoning District – 12 dwelling units per acre (R-2)

Generally, commercial properties are concentrated near the southeastern portion of the Site and next to Highway 260, while residential properties are concentrated near the northwestern portion of the Site. The following have been identified as sensitive receptors residing within the Site boundary:

- Blue Ridge Tiny Tots Preschool
- Blue Ridge Elementary School
- Blue Ridge High School

2.2.2 Current Regional Land Use

The current land uses surrounding the Site include similar land uses as the Site.

2.2.3 Future Land Use

On January 29, 2018, Pinyon contacted the Pinetop-Lakeside Planning Department for information regarding the future land use in the area. The department indicated there are no foreseeable plans to alter current zoning districts in the Site, nor are there any special projects in the area. Property owners can file to change the zoning designation of their property, and requests for zoning changes must go through a public hearing and be approved by the City Council prior to finalization. There was no indication from current property owners that land use is expected to change significantly.

2.3 Groundwater Use

The Site is not located within an Active Management Area (AMA); AMA requirements such as groundwater rights and permits do not apply to the Site. Private and public wells are used for production (potable, irrigation, and commercial) of groundwater in the vicinity of the Site. Potable water is supplied by private wells or by the water providers who obtain water from wells not within the Site. According to ADWR there may be as many as 114 wells within one mile of the Site (ADWR, 2018). However, only 19 are located downgradient of the Site and in areas that may be impacted by the plume (Table 2; Figure 5).

Historical groundwater flow beneath the Site was towards the northwest. The depth to groundwater in April 2017 generally varied between 15.95 feet below ground surface (bgs) (ADEQ-81403) and 35.92 feet bgs (ADEQ-81397) with one well measuring up to 196.5 feet bgs (ADEQ-80432) (Pinyon, 2018). ADEQ-80432 was considered an outlier due to conditions observed in the field. During the sampling in March 2018, groundwater varied between 20.17 feet bgs (ADEQ-81403) and 39.83 feet bgs (ADEQ-81397), with one well measuring greater than 220 feet bgs (ADEQ-80432) (Figure 6).

2.3.1 Municipality and Utility Groundwater Uses

The Pinetop-Lakeside primary source of water is groundwater pumped from wells. The following sections discuss the current and future groundwater uses by Pinetop-Lakeside.

2.3.1.1 Current Pinetop-Lakeside Needs

Pinetop-Lakeside receives 100% of its water from wells that tap into the Pinetop-Lakeside and Coconino aquifers (BRW, 2004). Until the time of the Pinetop-Lakeside/Navaho County Water Resources Element of the Regional Plan, most wells tapped into the shallower Pinetop-Lakeside aquifer. The two main water providers for the area, Pinetop Water Community Facilities (which does not currently serve the Site) and Arizona Water Company, have wells drilled into the deeper Coconino aquifer, the primary source of groundwater for the city,

which is not hydraulically connected to the Pinetop-Lakeside Aquifer. Example yields of 400 to 500 gallons per minute (gpm) came from two wells that tapped into the Coconino aquifer and were installed around 2004. The water service providers meet water quality standards by treating groundwater at individual well sites. In addition to domestic and irrigation water, the water service providers also supply water to fire hydrants.

Although water service is provided to the entirety of Pinetop-Lakeside, some homes and businesses utilize private wells for drinking water and irrigation. As noted above, there are 19 private wells located in area that may be impacted by the Site. Many homes and businesses with wells that tap into the Pinetop-Lakeside aquifer typically have yields ranging from less than 50 gpm up to 350 gpm.

2.3.1.2 Future Pinetop-Lakeside Needs

According to the Water Resources Element of the 2004 Pinetop-Lakeside/Navaho County Regional Plan, the population in Pinetop-Lakeside was 3,582 in the year 2000 (BRW, 2004). According to the 2010 census the population increased to 4,282, about a 16 percent increase (U.S. Census Bureau, 2010). The town's demand for water was 370,000 gpm in 2004 and was projected to increase to between 420,000 and 730,000 gpm by the year 2020. Monitoring of wells that tap into the shallow Pinetop-Lakeside aquifer indicated a drop in water levels in some areas; however, monitoring of wells that tap into the deeper Coconino aquifer indicated no change in water levels over a ten-year span. Water providers will likely expand their service areas and purchase smaller water providers as the town grows. Arizona Water Company does not plan to install additional wells within the Site vicinity. With the primary source of groundwater indicating no depletion, it appears the Coconino aquifer is adequate for the town's needs. The town is planning to work with water service providers to assure that the demand for water through the year 2035 can be met and encourages residential and commercial water conservation (Pinetop-Lakeside, 2015).

2.3.2 Private Groundwater Uses

Of the 19 private wells located within potentially impacted areas in the vicinity of the Site, five are non-exempt, twelve are exempt, and two are not registered with ADWR (Table 2, Appendix A). Private groundwater uses include irrigation, domestic household applications, commercial, and additional water production. Private well owners are currently using their wells and intend to continue use in the foreseeable future, excluding ADEQ-80430. Furthermore, private well owners don't intend to install and operate additional wells within the Site's vicinity. However, the current owners of the ADEQ-80432 and ADEQ-80431 may extend the applications of their wells to include domestic household use.

2.4 Surface Water Uses

The closest surface water bodies to the suspected source area at the Site are Rainbow Lake, located at its closest point 2,000 feet west of the Site, and Billy Creek, a perennial stream located approximately 1,000 feet to the northeast. Based on groundwater elevation data collected during the PI and RI, the current groundwater flow direction for the Site is generally to the northwest towards Rainbow Lake. Surface water at Pinetop-Lakeside is used primarily for irrigation, livestock, domestic, tourism, and recreational purposes. The following sections discuss the current and future surface water uses by Pinetop-Lakeside.

2.4.1.1 Current Pinetop-Lakeside Needs

Creeks and streams supply water for irrigation, livestock, domestic, and recreation purposes in and around Pinetop-Lakeside (BRW, 2004). The Pinetop-Lakeside aquifer discharges to the surface by springs and seeps, which in addition to precipitation, supply water to the creeks and streams.

Show Low Pinetop Woodlands Irrigation Company holds water rights to Pinetop Spring in the Pinetop and Woodland areas. The company has a total of 79 shareholders that utilize a total of 493 share hours of irrigation during irrigation season, early in the year. Irrigation acreage can be sold in increments of one hour or more. Once irrigation season ends, the water flows to Woodland and Rainbow Lakes through ditches and pipes.

Lakeside Irrigation System holds water rights to Adair Spring in the Walnut Creek watershed. The district supplies water for irrigation to lands east of Rainbow Lake. They have a total of 45 shareholders that utilize a total of 360 share hours which are only used for irrigation.

As tourist attractions, Woodland Lake, Rainbow lake, and Scott Reservoir are used for recreational purposes such as boating, fishing, hiking, and lodging in tourist owned cabins on the shores of Rainbow Lake. The lakes are stocked twice a year with fish. Water is supplied to the lakes by the Show Low Pinetop Woodlands Irrigation Company.

2.4.1.2 Future Pinetop-Lakeside Needs

No changes from the Show Low Pinetop Woodlands Irrigation Company and Lakeside Irrigation are expected. Additionally, no changes in the recreational use in the form of lakes are expected (BRW, 2004).

3. Summary of Uses

Land and water use aspects associated with the Site, as described in Section 2, are summarized below.

3.1 Land Uses

Land uses for the Site area are residential and commercial. According to the Pinetop-Lakeside Planning Department, no foreseeable changes will be made to the current zoning district encompassing the Site. Future land uses for the Site area are anticipated to remain residential and commercial.

3.2 Groundwater Uses

Current and future groundwater uses within the area include the following:

- Pinetop-Lakeside expects increases in overall system demand resulting from robust growth rates that equate to added demand for groundwater; however, current information indicates no depletion in groundwater and suggests that the supply is adequate for the town's needs.

- Current private wells within the Site vicinity include registered exempt and non-exempt wells utilized for irrigation, domestic household applications, commercial, and additional water production. Private well owners, with the exception of one, intend to continue use of their wells in the foreseeable future. Owners residing within the immediate vicinity of the Site are aware of potential impacts to their wells.

3.3 Surface Water Uses

Surface water at Pinetop-Lakeside is used primarily for irrigation, livestock, domestic, tourism, and recreational purposes. Show Low Pinetop Woodlands Irrigation Company holds water rights in the Pinetop and Woodland areas Once irrigation season ends, the water flows to Woodland and Rainbow Lakes through ditches and pipes. Lakeside Irrigation System is an irrigation district that supplies water for irrigation to lands east of Rainbow Lake. Woodland Lake, Rainbow Lake, and Scott Reservoir are used for recreational purposes such as boating, fishing, hiking, and lodging in tourist owned cabins on the shores of Rainbow Lake. The Show Low Pinetop Woodlands Irrigation Company and Lakeside Irrigation do not expect changes in uses. Additionally, no changes in the recreational use in the form of lakes are expected.

4. References

ADWR, 2018. "Wells 55 Registry." At https://gisweb.azwater.gov/waterresourcedata/wellregistry.aspx. Arizona Department of Water Resources, As of January 2018.

ADWR, 2009. "Arizona Water Atlas, Volume 2, Eastern Plateau Planning Area," Arizona Department of Water Resources, May 2009.

BRW, 2004. "Pinetop-Lakeside & Navaho County Regional Plan, Section 4.10, Water Resources Element," BRW, Inc., January 2004.

HGC, 2016. "Preliminary Investigation Report Addendum, Highway 260 and Johnson Lane, Pinetop Lakeside, Arizona," Hydro Geo Chem, Inc., June 2016.

Mann, L. J., 1976. "Ground-water Resources and Water Use in Southern Navajo County, Arizona," in Arizona Water Commission Bulletin 10, May 1976.

Overby, A.E. 2007. Maps Showing Groundwater Conditions in the Southern Navajo County, Arizona: April-August, 2001. ADWR Hydrologic Map Series Report No. 37. July, 2007.

Pinetop-Lakeside, 2011. "Zoning Map," Town of Pinetop-Lakeside Community Development Department, May 2011.

Pinetop-Lakeside, 2015. "Town of Pinetop-Lakeside General Plan," Town of Pinetop-Lakeside, January 2015.

Pinyon, 2018. "Draft Remedial Investigation (RI) Report, Highway 260 and Johnson Lane Water Quality Assurance Revolving Fund Registry Site, Phoenix, Arizona," Pinyon Environmental, Inc., June 2018.

Tables

Table 1
Town of Pinetop-Lakeside Zoning Districts
Highway 260 and Johnson Lane
Pinetop-Lakeside, Arizona

Zoning District	Description
R-Low 1 Acre	Rural Zoning District – One (1) Acre Per Dwelling Unit
R1-2	Single-Family Residential Zoning District – Twenty Thousand (20,000) Square Feet Per Dwelling Unit
R1-4	Single-Family Residential Zoning District – Ten Thousand (10,000) Square Feet Per Dwelling Unit
R1-6	Single-Family Residential Zoning District – Six Thousand Six Hundred (6,600) Square Feet Per Dwelling Unit
R-2	Multiple-Family Residential Zoning District – Twelve (12) Dwelling Units Per Acre
R-3	Multiple-Family Residential Zoning District
MH-4	Manufactured Home Neighborhood Zoning District – Ten Thousand (10,000) Square Feet Per Dwelling Unit
MH-6	Manufactured Home Neighborhood Zoning District – Six Thousand Six Hundred (6,600) Square Feet Per Dwelling Unit
MHP	Manufactured Home Park Zoning District
RVP	Recreational Vehicle Park Zoning District
C-R	Commercial Recreational Zoning District
C-1	Light Commercial Zoning District
C-2	Heavy Commercial Zoning District
PUD	Planned Unit Development Zoning District
OS	Open Space/Park Zoning District

Table 2
Groundwater Wells Located within One Mile Radius of the Site
Highway 260 and Johnson Lane
Pinetop-Lakeside, Arizona

ADEQ Number ID	Owner Name	ADWR 55 ID Number	Cadastral ID	Well Type	Well Use	Water Use	Well Depth (ft bgs)	Casing Depth (ft bgs)	Casing Type	Water Level (ft bgs)	Pump Capacity (GPM)
12173	Christopher and Sandra Kengla	806147	A09022026ADA	Non-Exempt	Water Production	Irrigation	126	75	B - Plastic Or Pvc	60	25
81398		597277	A09022026DDA	Exempt	Water Production	Domestic, Irrigation	220	220	B - Plastic Or Pvc	190	--
12172		557533	A09022026ADD	Non-Exempt	Water Production	Domestic	180	180	B - Plastic Or Pvc	130	10
81400		205551	A09022026DDA	Exempt	Water Production	Other - Production	310	310	P - Steel - Perforated Or Slotted Casing	140	25
80426		NR	--	--	Water Production	Domestic	--	--	--	--	--
81397	Ervin R Earl and Kathryn L Earl	650144	A09022026000	Exempt	Water Production	Domestic	0	0	P - Steel - Perforated Or Slotted Casing	0	25
80227		650143	A09022026A00	Exempt	Water Production	Domestic	150	0	P - Steel - Perforated Or Slotted Casing	0	25
---	Joseph S. Pongratz	214841	A09022026ABD	Exempt	Water Production	Domestic	205	195	B - Plastic Or Pvc	20	18
81399	E&E Services	533282	A09022026BBB	Non-Exempt	Water Production	Commercial	170	170	P - Steel - Perforated Or Slotted Casing	40	50
80430	East Valley Firefighter Charities Foundation Inc	643137	A09022026AAD	Exempt	Water Production	Domestic, Irrigation	90	0	0 - No Casing Code Listed	0	0
80432	Grace Mangum	519839	A09022026ADB	Exempt	Water Production	Domestic	165	165	B - Plastic Or Pvc	25	10
81403	Loyola Gardner	NR	--	--	Water Production	Domestic	--	--	--	--	--
80431	Sylvan Lee	648975	A09022026AAC	Exempt	Water Production	Domestic	65	65	P - Steel - Perforated Or Slotted Casing	25	30
81401	City of Pinetop-Lakeside Prop Corp	620682	A09022026AAC	Non-Exempt	Water Production	Domestic	96	96	P - Steel - Perforated Or Slotted Casing	60	56
---	Charles and Lynne VanGelder	593040	A09022026ABB	Exempt	Water Production	Domestic	170	170	B - Plastic Or Pvc	30	--
---	Rainbow Cove at the Shores Owner Assoc.	565092	A09022026ADD	Exempt	Water Production	Domestic	195	195	B - Plastic Or Pvc	20	--
80427	Corp. Pres. Bishop LDS Church	512030	A09022026AAB	Exempt	Water Production	Domestic	115	115	P - Steel - Perforated Or Slotted Casing	20	0
80434	Gail Marinello	641471	A09022035AAA	Non-Exempt	Water Production	Domestic	0	0	P - Steel - Perforated Or Slotted Casing	0	0
80429	Steven Shumway	586285	A09022023DDC	Exempt	Water Production	Commercial	100	100	B - Plastic Or Pvc	17	35

Notes:

NR - Not Reported to ADWR

bgs - below ground surface

gpm - gallons per minute

-- - information not available

B, P, Z, 1, 0 - ADWR casing type codes

ADWR - Arizona Department of Water Resources

Figures

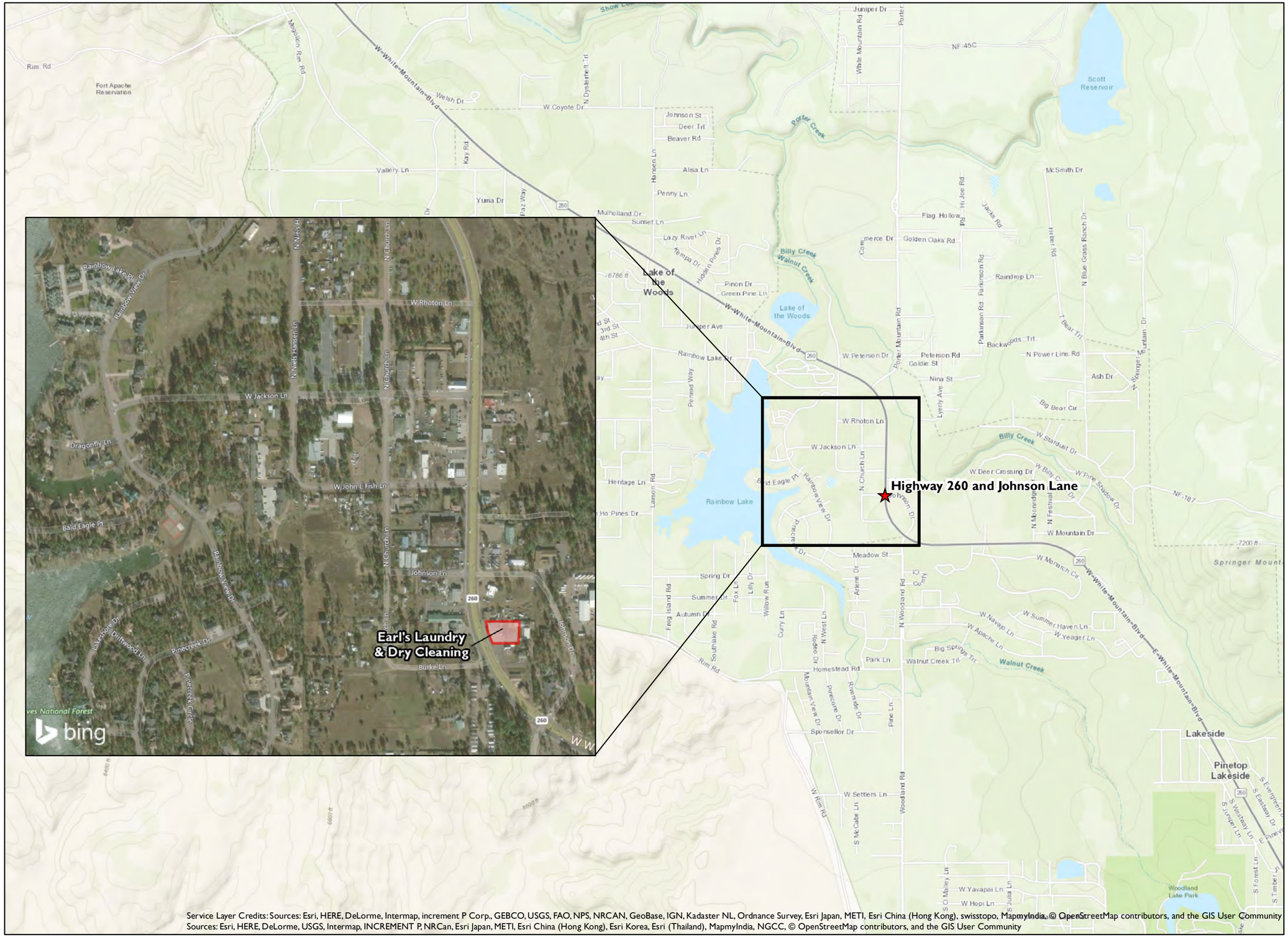

Service Layer Credits: Sources: Esri, HERE, DeLorme, Intermap, increment P Corp., GEBCO, USGS, FAO, NPS, NRCAN, GeoBase, IGN, Kadaster NL, Ordnance Survey, Esri Japan, METI, Esri China (Hong Kong), swisstopo, MapmyIndia, © OpenStreetMap contributors, and the GIS User Community
Sources: Esri, HERE, DeLorme, USGS, Intermap, INCREMENT P, NRCan, Esri Japan, METI, Esri China (Hong Kong), Esri Korea, Esri (Thailand), MapmyIndia, NGCC, © OpenStreetMap contributors, and the GIS User Community

Site Location: Section 26, Township 9N, Range 22E, Gila and Salt River Meridian	Drawn By: JAF	Figure: 1
Pinyon Project Number: 7/17-1006-04.5203	Reviewed By: CRF	Date: 2/14/2018

Document Path: Z:\PROJECTS\2017\717100604 ADEQ 260 and Johnson Lane\Figures\ArcMap\MXDs\REM01_Site Location.mxd

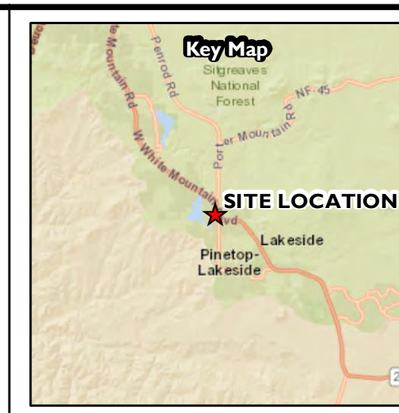

Legend

Source Area

Key Off-Site Properties

1 inch = 800 feet

0 400 800 Feet

Pinyon

SITE LAYOUT

Highway 260 and Johnson Lane
Pinetop-Lakeside, Arizona

Site Location: Section 26, Township 9N, Range 22E, Gila and Salt River Meridian	Drawn By: JAF	Figure: 2
Pinyon Project Number: 7/17-1006-04.5203	Reviewed By: CRF	Date: 6/11/2018

Document Path: Z:\PROJECTS\2017\17100604 ADEQ 260 and Johnson Lane\Figures\ArcMap\MXDs\REM03_Site Layout.mxd

Figure 3
Highway 260 and Johnson Lane WQARF Site Community Involvement Area (CIA)

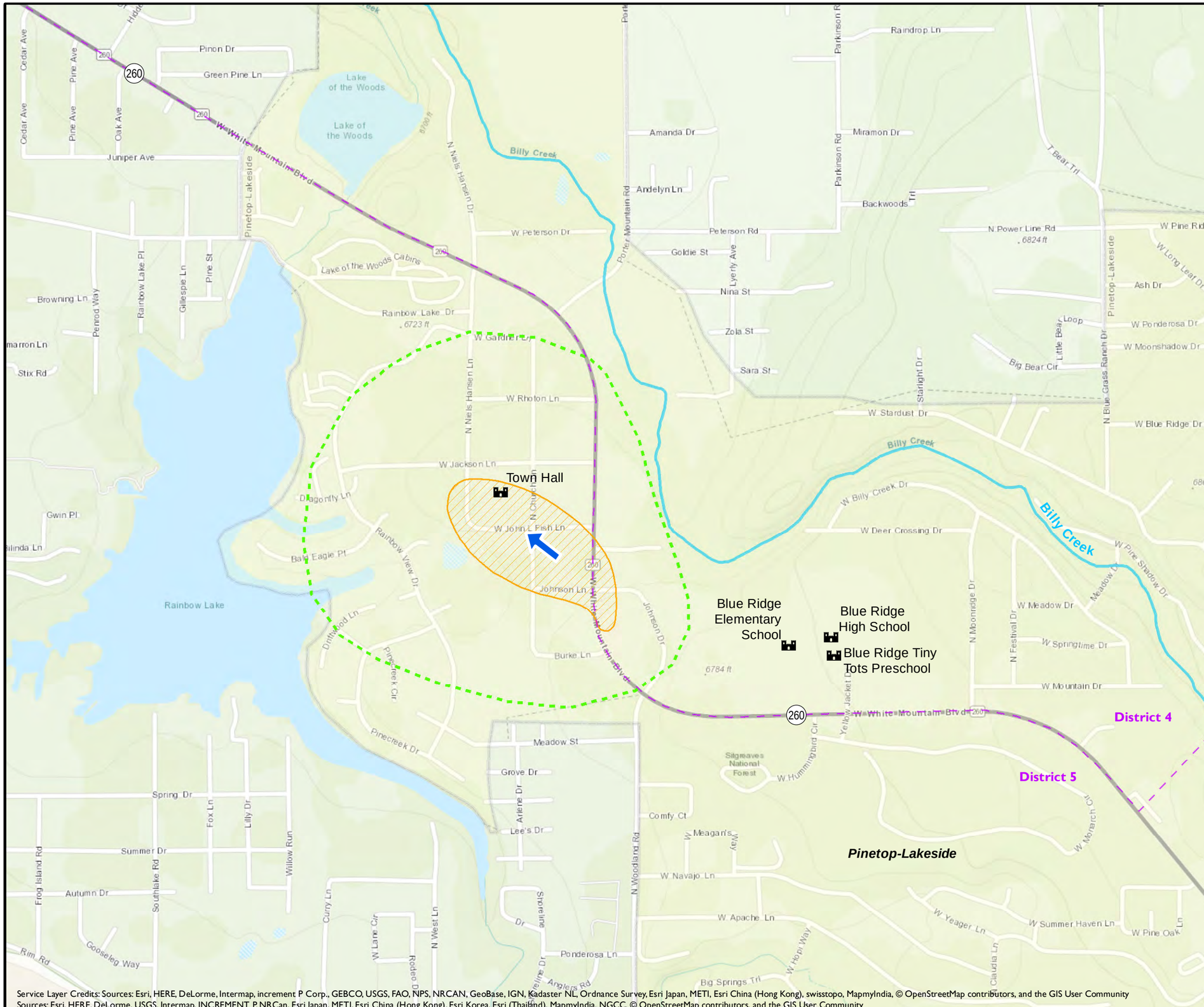

Service Layer Credits: Sources: Esri, HERE, DeLorme, Intermap, increment P Corp., GEBCO, USGS, FAO, NPS, NRCAN, GeoBase, IGN, Kadaster NL, Ordnance Survey, Esri Japan, METI, Esri China (Hong Kong), swisstopo, MapmyIndia, © OpenStreetMap contributors, and the GIS User Community
Sources: Esri, HERE, DeLorme, USGS, Intermap, INCREMENT P, NRCan, Esri Japan, METI, Esri China (Hong Kong), Esri Korea, Esri (Thailand), MapmyIndia, NGCC, © OpenStreetMap contributors, and the GIS User Community

Legend

- Community Involvement Area
- Estimated WQARF Plume
- Town of Pinetop-Lakeside
- Navajo District Boundary
- Facilities in CIA
- Approximate Groundwater Flow Direction

0 400 800 Feet

Date: 4/26/2018

Document Path: \\PINYON10\company2\PROJECTS\20170717100604 ADEQ 260 and Johnson Lane\Figures\ArcMap\MXDs\REM02_Community Involvement.mxd

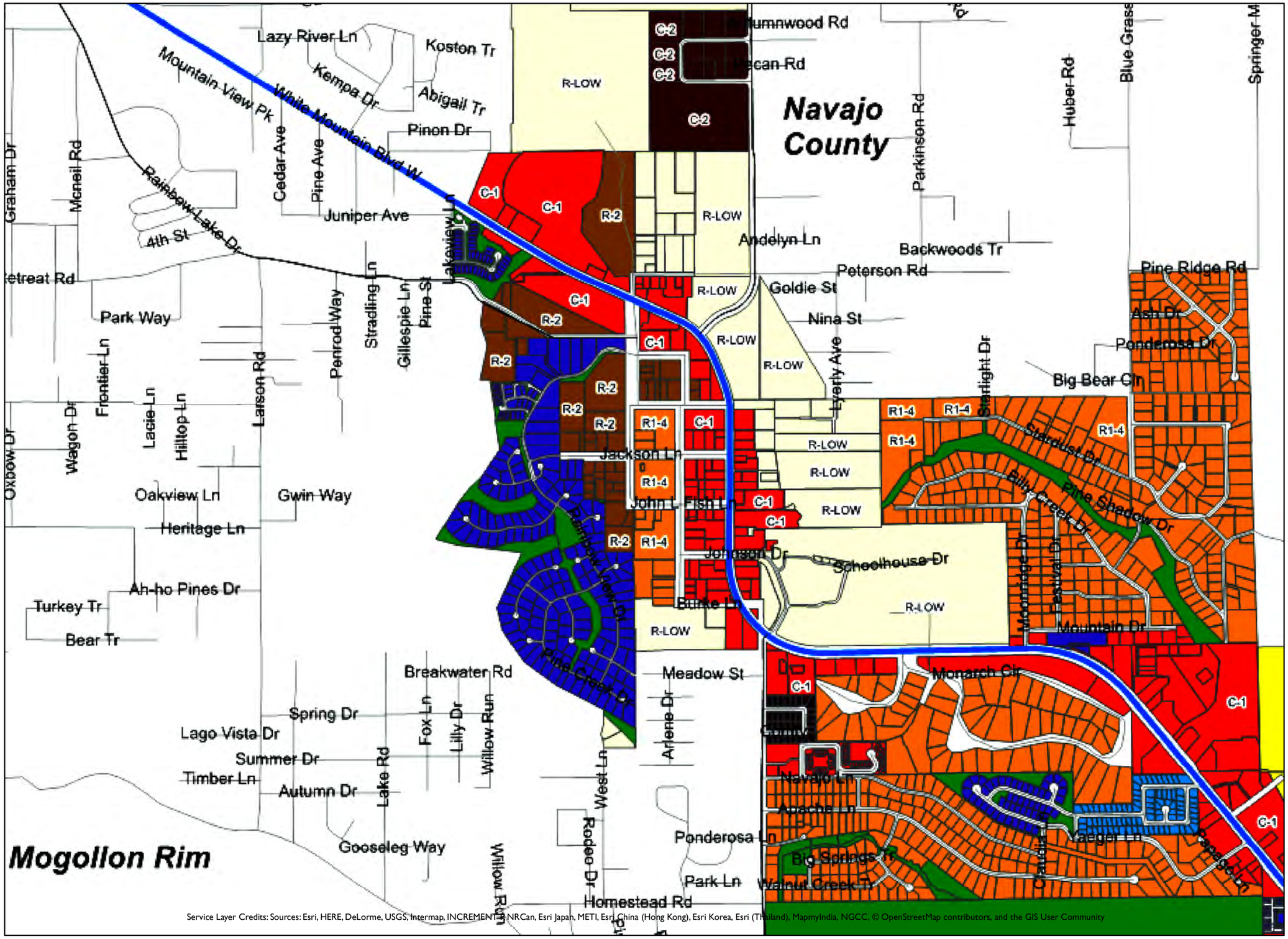

Service Layer Credits: Sources: Esri, HERE, DeLorme, USGS, Intermap, INCREMENT P, NRCan, Esri Japan, METI, Esri China (Hong Kong), Esri Korea, Esri (Thailand), MapmyIndia, NGCC, © OpenStreetMap contributors, and the GIS User Community

Legend

- State Route
- Major Street
- Local Streets
- R-LOW
- R1-2
- R1-4
- R-2
- R-3
- C-2
- C-1
- PUD
- MH-4
- OS
- Show Low

Town of Pinetop-Lakeside
Community Development Department

May 2011

1 inch = 1,000 feet

0 500 1,000 Feet

Pinyon

PINETOP-LAKESIDE ZONING

Highway 260 and Johnson Lane
Pinetop-Lakeside, Arizona

Site Location: Section 26, Township 9N, Range 22E, Gila and Salt River Meridian	Drawn By: SJA	Figure: 4
Pinyon Project Number: 7/17-1006-04.5203	Reviewed By: DRH	Date: 3/7/2018

Document Path: \\PINYON10\company2\PROJECTS\2017\717100604 ADEQ 260 and Johnson Lane\Figures\ArcMap\MXDs\REM04_Pinetop-Lakeside Zoning.mxd

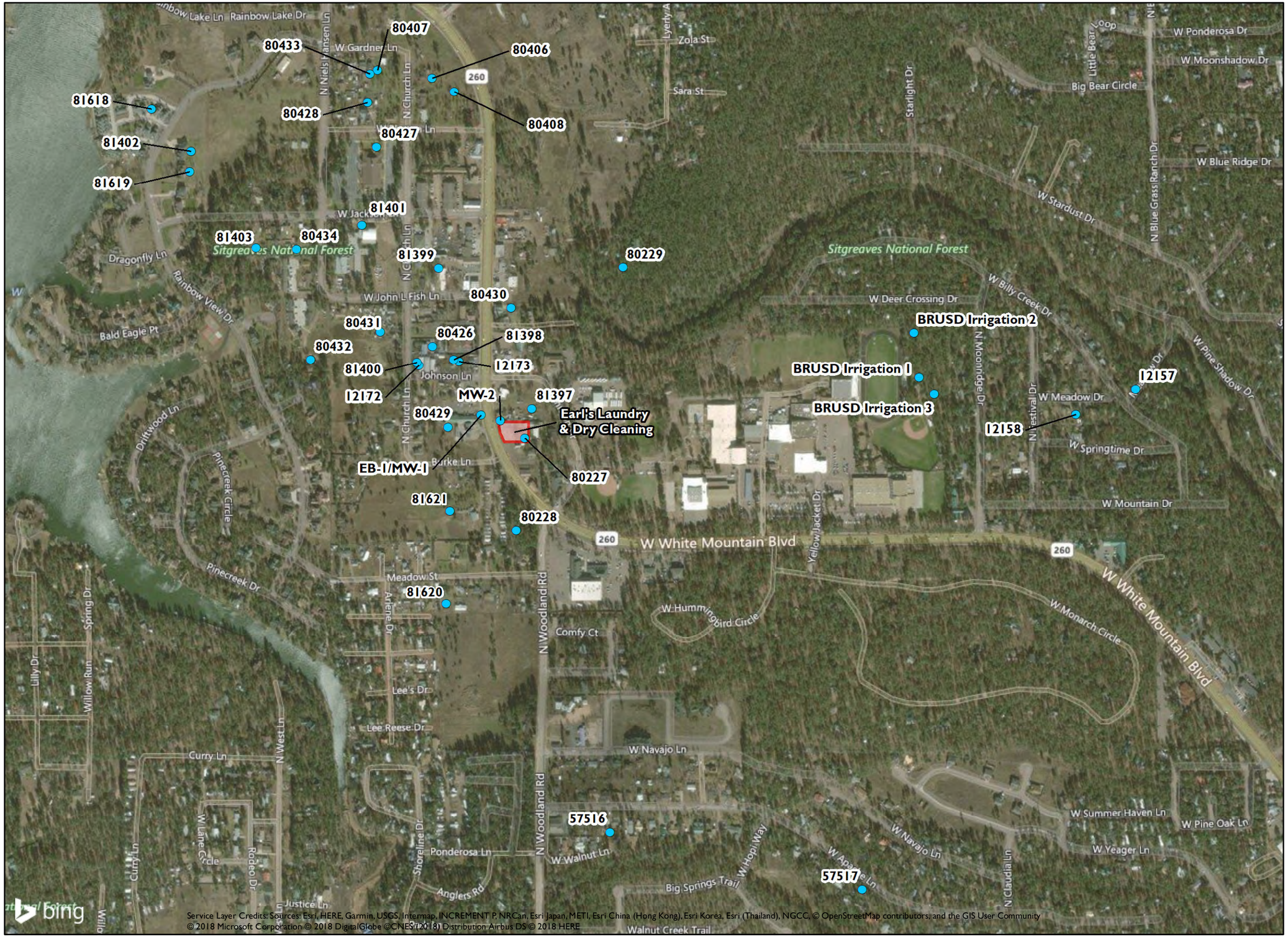

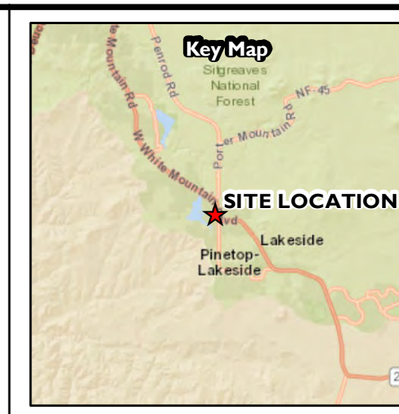

Legend

- Monitoring Well
- Source Area

1 inch = 600 feet

0 305 610 Feet

Pinyon Environmental, Inc.

GROUNDWATER MONITORING WELL LOCATIONS

Highway 260 and Johnson Lane
Pinetop-Lakeside, Arizona

Site Location: Section 26, Township 9N, Range 22E, Gila and Salt River Meridian	Drawn By: JAF	Figure: 5
Pinyon Project Number: 7/17-1006-04.5203	Reviewed By: CRF	Date: 8/17/2018

Document Path: Z:\PROJECTS\2017\7100604 ADEQ 260 and Johnson Lane\Figures\ArcMap\MXDs\REM04_Groundwater Wells.mxd

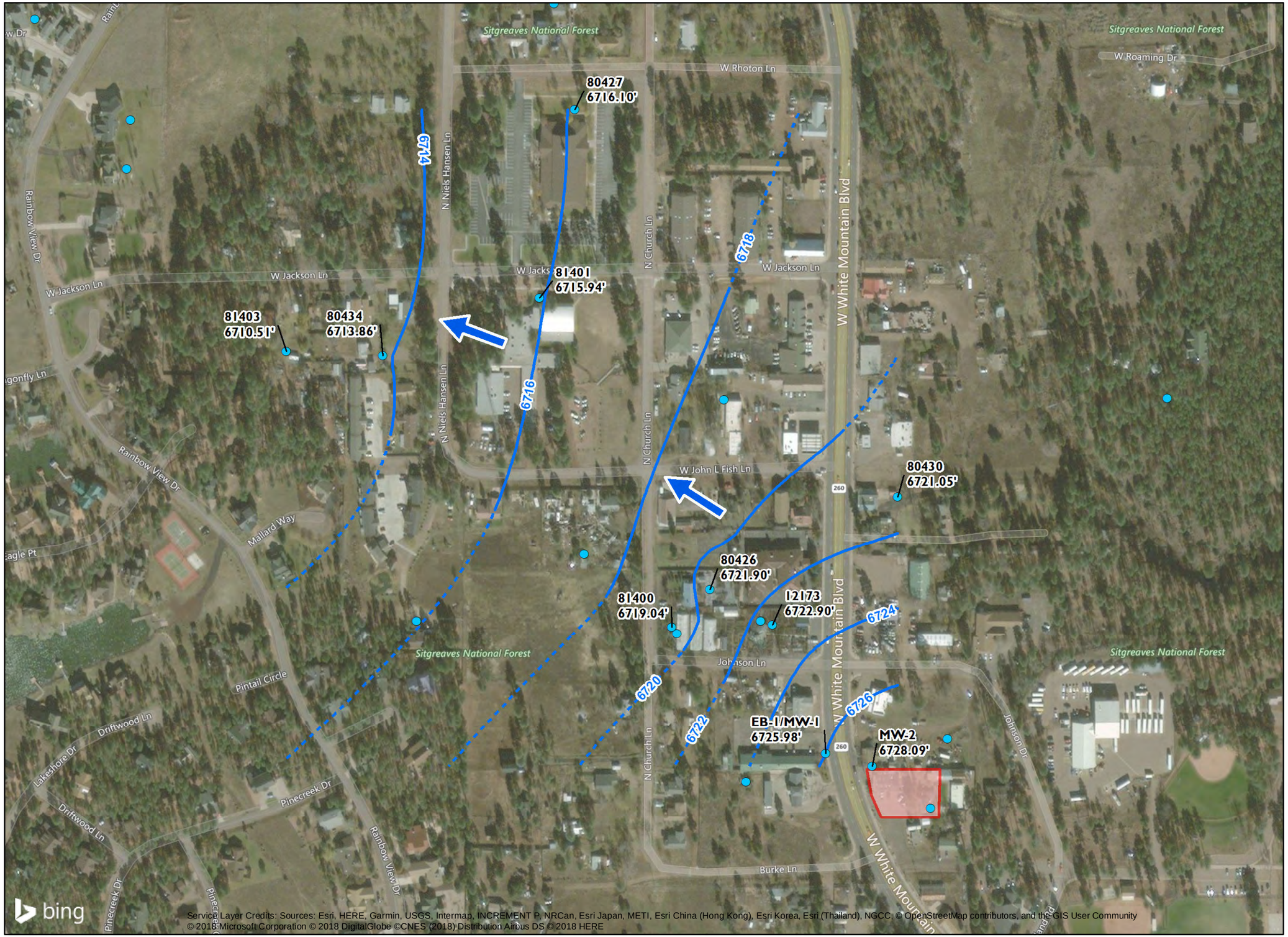

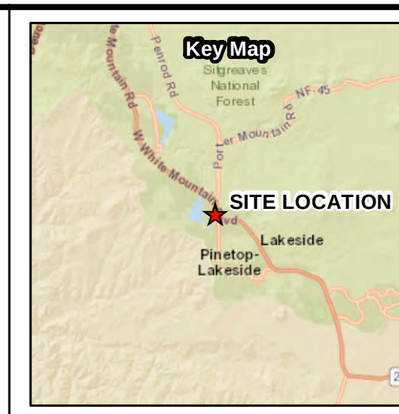

Legend

- Monitoring Well
- Groundwater Elevation (ft)
- Approximate Groundwater Flow Direction
- Source Area

Notes:
ft - feet
Groundwater elevation measurements from 81397, 81398, and 80432 were not included in the interpolation.

1 inch = 250 feet

0 125 250 Feet

Pinyon

GROUNDWATER ELEVATION AND POTENTIOMETRIC SURFACE
DECEMBER 2017
Highway 260 and Johnson Lane
Pinetop-Lakeside, Arizona

Site Location: Section 26, Township 9N, Range 22E, Gila and Salt River Meridian	Drawn By: JAF	Figure: 6
Pinyon Project Number: 7/17-1006-04.5203	Reviewed By: CRF	Date: 8/17/2018

Document Path: Z:\PROJECTS\2017\717100604 ADEQ 260 and Johnson Lane\Figures\ArcMap\MXDs\REM11_GWE Dec17.mxd

Appendices

Appendix A Land and Water Use Questionnaires

LAND AND WATER USE STUDY QUESTIONNAIRE
FOR PROPERTIES OWNERS WITHIN THE
HIGHWAY 260 & JOHNSON LANE WATER QUALITY ASSURANCE REVOLVING FUND (WQARF)
REGISTRY SITE

Please answer all questions. Mark "NA" for questions that are not applicable. Mark "UNK" if the answer is unknown to you at the time of completion. Please attach any additional pages as needed.

Facility Name: EARL'S LAUNDRY

Date Questionnaire was completed: 5-7-18

Name of person completing Questionnaire: ERVIN EARL

Address: 1612 W. White Mountain Blvd, Lakeside, AZ 85929

Contact Name: Ervin "Sonny" Earl

Address: 1612 W. White Mountain Blvd, Lakeside, AZ 85929

Phone Number: (602) 315-9249

1. What is the current use of the property? Please include a detailed facility description.

FULL SERVICE LAUNDROMAT
+ OWNERS LIVING HOME + STORAGE

2. What are the foreseeable plans for the property (extension of buildings, increased production, etc.) as far into the future as they are known and up to 100 years, if possible? FAMILY BUISNESS + HOME

3. Is the property leased? NO

4. If the property is leased, how long is the lease term? N/A

5. If the property is leased, are there plans to renew the lease and for how long?
N/A

Thank you for your time. The Project Manager, Matthew Narter, or a representative from ADEQ's consultant, Pinyon Environmental, may follow-up on answers provided.

LAND AND WATER USE STUDY QUESTIONNAIRE FOR WELL OWNERS WITHIN THE HIGHWAY 260 & JOHNSON LANE WATER QUALITY ASSURANCE REVOLVING FUND (WQARF) REGISTRY SITE

Please answer all questions. Mark "NA" for questions that are not applicable. Mark "UNK" if the answer is unknown to you at the time of completion. Please attach any additional pages as needed. ADEQ is inquiring about two wells at the following location:

1612 W. White Mountain Boulevard, Lakeside, Arizona, 85929

Date Questionnaire was completed: 5-7-18

Person Completing Questionnaire (if person completing the Questionnaire is not the well owner, please indicate the connection of that person to the well owner)

Name: ERVIN + KATHY PROP. + WELL OWNER

Address: 1612 W. WHT. MT. BLVD, LAKESIDE AZ. 85929

Phone #: 602-315-9249

Well Owner Information

Name: ERVIN EARL

Address:

Phone #: 602-315-9249

Property (where well is located) Owner Information (if different than well owner)

Name: N/A

Address: N/A

Phone #: N/A

Property Lessee/Well User Information (if different than the well owner)

Name: N/A

Address: N/A

Phone #: N/A

Length of Lease: N/A

Plans to Renew Lease? Renewal Duration: N/A

Plans to Relocate? By What Year? N/A

Well Information

1. What is the current use of the water from your well(s)?
   Domestic & Buis.

2. If the well(s) supplies drinking water, how many people are served by the well water?
   4 +

3. What are the foreseeable plans for the well(s) as far into the future as they are known and up to 100 years, if possible (changes from present use)?
   NO CHANGES

4. Do you have any plans to install additional wells within the Hwy 260 & Johnson Lane WQARF Site LWUS Area and if so where and what will be the well(s) use? See included map for the boundary of the Land and Water Use Study (LWUS) Area.
   NO
   ADEQ SAY'S WELLS ARE GOOD DRINKING WATER Good WATER

Thank you for your time and consideration regarding this questionnaire. The ADEQ Project Manager, Matthew Narter, or a representative from ADEQ's consultant, Pinyon Environmental, may follow up on answers provided.

LAND AND WATER USE STUDY QUESTIONNAIRE FOR WELL OWNERS WITHIN THE HWY 260 & JOHNSON LN WATER QUALITY ASSURANCE REVOLVING FUND (WQARF) REGISTRY SITE

Please answer all questions. Mark "NA" for questions that are not applicable. Mark "UNK" if the answer is unknown to you at the time of completion. Please attach any additional pages as needed. ADEQ inquiring about a well believed to be located at the following location:

Navajo County Parcel Number: 212-28-010; Church of Jesus Christ of LDS.

Date Questionnaire was completed: _____

Person Completing Questionnaire (if person completing the Questionnaire is not the well owner, please indicate the connection of that person to the well owner)

Name: Grant Cooper, Natural Resource Services -Water Supervisor

Address: 50 East North Temple Street - 12 Floor, Salt Lake City, Utah 84150-0012

Phone #: (801) 240-4074

Well Owner Information

Name: Corporation of the Presiding Bishop of the Church of Jesus Christ of Latter-day Saints

Address: Natural Resources Services - 50 East North Temple Street , Salt Lake City, Utah 84150-0012

Phone #: (801) 240-4074

Property (where well is located) Owner Information (if different than well owner)

Name: LDS Rainbow Lake Meetinghouse

Address: 1520 Church Lane, Lakeside, Arizona 85929

Phone #: (Shaun Davis, Facility Manager) 928-537-8089

Property Lessee/Well User Information (if different than the well owner)

Name: N/A

Address: N/A

Phone #: N/A

Length of Lease: N/A

Plans to Renew Lease? Renewal Duration: N/A

Plans to Relocate? By What Year? N/A

Well Information

1. Is the well registered with the Arizona Department of Water Resources (ADWR)? If yes, what is well registration (#55-) number (confirmation)?

   55-512030

2. What is the current use of the well water?

   Irrigation for on-site landscaping

3. If the well supplies drinking water, how many people are served by the well water?

   Not used for drinking water

4. Is the well regulated by ADEQ's drinking water program? If yes, what is the Public Water Supply (PWS) number? **No - well used only for irrigation**

5. What are the construction details of the well (including depth below the ground surface for the top and bottom of well screen)? **Well Depth - 115 feet**
   Casing Diameter - 6 inches
   Drill Date - 8/9/1985
   Water Level - 20 feet below ground
   Top and Bottom of Well Screen is not known

6. What is the pumping capacity of the well?

   Estimated - 40-50 gpm

7. Is the well being pumped under an ADWR groundwater right? If yes, what kind of groundwater right and what is the ADWR number for that right?

   Well No. 55-512030 is an exempt well and has no ADWR groundwater right.

8. What are the foreseeable plans for the well within the Hwy 260 & Johnson Lane WQARF Site boundary as far into the future as they are known and up to 100 years, if possible (changes from present use)?

   No plans for changing the operation of the well # 55-512030 on the Navajo County Parcel No. 212-28-010. This well is being used for on-site landscaping irrigation and there are no plans for changing this use.

9. Do you own any other well(s) within the HWY 260 & JOHNSON LANE WQARF site boundary that are registered (or not registered) with Arizona Department of Water Resources (ADWR) and if so where is it located and what is its use? If this other well is registered, what is its ADWR 55#?

   No other wells of which we are aware

10. Do you have any plans to install additional wells within the Hwy 260 & Johnson Lane WQARF Site boundaries and if so where and what will be the well(s) use?

    No plans to drill and install any additional wells

11. Is the well owner or other entity sampling the well(s) within The Hwy 260 & Johnson Lane WQARF Site? If so, how often is the sampling conducted? Are analytical results being submitted to ADEQ for the groundwater database?

    The well in question has not been sampled by the owner. We are aware that ADEQ has sampled the well several times and ADEQ has the analytical results.

12. Has the well(s) been affected by the Hwy 260 & Johnson Lane WQARF Site? If so, please indicate how has it been affected and its current status (e.g., shut down, still pumping)?

The well continues to be used for on-site landscaping irrigation. We understand that the sampling by ADEQ has not revealed any PCE or TCE contamination in this well. The well appears to be located outside of the current contamination plume.

Thank you for your time and consideration regarding this questionnaire. The ADEQ Project Manager, Hazel Cox, or a representative from ADEQ's consultant, Arianne Godwin, may follow up on answers provided.

LAND AND WATER USE STUDY QUESTIONNAIRE FOR WELL OWNERS WITHIN THE HIGHWAY 260 & JOHNSON LANE WATER QUALITY ASSURANCE REVOLVING FUND (WQARF) REGISTRY SITE

Please answer all questions. Mark "NA" for questions that are not applicable. Mark "UNK" if the answer is unknown to you at the time of completion. Please attach any additional pages as needed. ADEQ is inquiring about a well(s) at the following location:

Navajo County Parcel Number: 212-63-042

Date Questionnaire was completed: 5/8/18

Person Completing Questionnaire (if person completing the Questionnaire is not the well owner, please indicate the connection of that person to the well owner)

Name: Neal Helm

Address: 4714 W. Saddlehorn Rd., Phoenix 85083

Phone #: 623-516-8393

Well Owner Information

Name: Rainbow Cove at the Shores Owners Association

Address: Rainbow Cove, Lakeside AZ

Phone #:

Property (where well is located) Owner Information (if different than well owner)

Name:

Address:

Phone #:

Property Lessee/Well User Information (if different than the well owner)

Name:_____

Address:_____

Phone #:_____

Length of Lease:_____

Plans to Renew Lease? Renewal Duration:_____

Plans to Relocate? By What Year?_____

Well Information

1. What is the current use of the water from your well(s)?
   Irrigation of Association's Common Areas

2. If the well(s) supplies drinking water, how many people are served by the well water?
   n/a

3. What are the foreseeable plans for the well(s) as far into the future as they are known and up to 100 years, if possible (changes from present use)?
   no changes

4. Do you have any plans to install additional wells within the Hwy 260 & Johnson Lane WQARF Site LWUS Area and if so where and what will be the well(s) use? See included map for the boundary of the Land and Water Use Study (LWUS) Area.
   no

Thank you for your time and consideration regarding this questionnaire. The ADEQ Project Manager, Matthew Narter, or a representative from ADEQ's consultant, Pinyon Environmental, may follow up on answers provided.

LAND AND WATER USE STUDY QUESTIONNAIRE FOR WELL OWNERS WITHIN THE HIGHWAY 260 & JOHNSON LANE WATER QUALITY ASSURANCE REVOLVING FUND (WQARF) REGISTRY SITE

Please answer all questions. Mark "NA" for questions that are not applicable. Mark "UNK" if the answer is unknown to you at the time of completion. Please attach any additional pages as needed. ADEQ is inquiring about a well(s) at the following location:

1640 W. White Mountain Boulevard Lakeside, Arizona, 85929

Date Questionnaire was completed: 5-9-18

Person Completing Questionnaire (if person completing the Questionnaire is not the well owner, please indicate the connection of that person to the well owner)

Name: Stephen Heyer (executive director)

Address: PO Box 5954, Mesa, AZ 85211

Phone #: 602-653-9703

Well Owner Information

Name: East Valley Firefighter Charities Foundation, Inc.

Address: PO Box 5954, Mesa, AZ 85211

Phone #: 602-653-9703

Property (where well is located) Owner Information (if different than well owner)

Name:

Address:

Phone #:

Land and Water Use Study Questionnaire
Hwy 260 & Johnson Lane WQARF Registry Site

Property Lessee/Well User Information (if different than the well owner)

Name: Maggie Heath (Smith)

Address: 1640 w. white Mountain Blvd., Lakeside, AZ 85929

Phone #: 602 - 689 - 8056

Length of Lease: 4 years

Plans to Renew Lease? Renewal Duration: unk

Plans to Relocate? By What Year? unk

Well Information

1. What is the current use of the water from your well(s)?

   not currently being used

2. If the well(s) supplies drinking water, how many people are served by the well water?

   —

3. What are the foreseeable plans for the well(s) as far into the future as they are known and up to 100 years, if possible (changes from present use)?

   possibly for irrigation but plans are to continue to use municipal water

4. Do you have any plans to install additional wells within the Hwy 260 & Johnson Lane WQARF Site LWUS Area and if so where and what will be the well(s) use? See included map for the boundary of the Land and Water Use Study (LWUS) Area.

   no plans

Thank you for your time and consideration regarding this questionnaire. The ADEQ Project Manager, Matthew Narter, or a representative from ADEQ's consultant, Pinyon Environmental, may follow up on answers provided.

LAND AND WATER USE STUDY QUESTIONNAIRE FOR WELL OWNERS WITHIN THE HIGHWAY 260 & JOHNSON LANE WATER QUALITY ASSURANCE REVOLVING FUND (WQARF) REGISTRY SITE

Please answer all questions. Mark "NA" for questions that are not applicable. Mark "UNK" if the answer is unknown to you at the time of completion. Please attach any additional pages as needed. ADEQ is inquiring about a well(s) at the following location:

1254 N. Niels Hansen Lane, Lakeside, Arizona, 85929

Date Questionnaire was completed: 4-26-18

Person Completing Questionnaire (if person completing the Questionnaire is not the well owner, please indicate the connection of that person to the well owner)

Name: Rhonda Ellsworth (WIFE)

Address: 1254 N Niels Hansen Ln

Phone #: 480-266-5149

Well Owner Information

Name: Ryan Ellsworth

Address: 1254 N Niels Hansen Ln

Phone #: 520-709-1192

Property (where well is located) Owner Information (if different than well owner)

Name: SAME

Address:

Phone #:

Property Lessee/Well User Information (if different than the well owner)

Name:_____

Address:_____

Phone #:_____

Length of Lease:_____

Plans to Renew Lease? Renewal Duration:_____

Plans to Relocate? By What Year?_____

Well Information

1. What is the current use of the water from your well(s)?

   Landscape

2. If the well(s) supplies drinking water, how many people are served by the well water?

3. What are the foreseeable plans for the well(s) as far into the future as they are known and up to 100 years, if possible (changes from present use)?

   Landscape - potential drinking water for the House

4. Do you have any plans to install additional wells within the Hwy 260 & Johnson Lane WQARF Site LWUS Area and if so where and what will be the well(s) use? See included map for the boundary of the Land and Water Use Study (LWUS) Area.

   No

Thank you for your time and consideration regarding this questionnaire. The ADEQ Project Manager, Matthew Narter, or a representative from ADEQ's consultant, Pinyon Environmental, may follow up on answers provided.

LAND AND WATER USE STUDY QUESTIONNAIRE FOR MUNICIPALITIES/UTILITIES WITHIN THE HIGHWAY 260 & JOHNSON LANE WATER QUALITY ASSURANCE REVOLVING FUND (WQARF) REGISTRY SITE

Please answer all questions. See included map for the boundary of the Land and Water use Study (LWUS) Area. Mark "NA" for questions that are not applicable. Mark "UNK" if the answer is unknown to you at the time of completion. Please attach any additional pages as needed.

Water user municipality/utility name: Arizona Water Company

Date Questionnaire was completed: 4-12-18

Name of person completing Questionnaire: Lee Hetrick

Title: Navajo Division Manager

Division:

Address: 1669 W. White Mnt. Blvd.
Lakeside, AZ
85929

Phone Number: 928-368-6992

---

1. Please list Arizona Water Company properties within the Hwy 260 and Johnson Lane WQARF Site LWUS Area.

   1669 W. White Mnt. Blvd — Office building

2. What is the current use of Arizona Water Company property within the limits of the Hwy 260 and Johnson Lane WQARF LWUS Area?

   Office Building

3. What are the foreseeable plans for Arizona Water Company property within the Hwy 260 and Johnson Lane WQARF Site LWUS Area as far into the future as they are known and up to 100 years, if possible?

Maintain Office location

4. If any property is leased (Arizona Water Company is the lessor), how long is the lease term?

NA

5. If the property is leased, are there plans to renew the lease and, if so, for how long?

NA

6. Does Arizona Water Company have any plans to install wells within the Hwy 260 and Johnson Lane WQARF Site LWUS Area and if so where and what will be the well(s) use? Please indicate anticipated groundwater development within the Site boundary.

None

7. Does Utility have a written water management plan? If so, is the plan publicly available?

5-year System Water Plan, submitted to ADEQ on 12/29/16.

Thank you for your time. The Project Manager, Matthew Narter, or a representative from ADEQ's consultant, Pinyon Environmental, may follow-up on answers provided.