SFPP, L.P.
*an indirect subsidiary of*
Kinder Morgan, Inc.

# First Semiannual 2024 Groundwater Monitoring Report

**Silvercroft Wash Release Site**
**Tucson, Arizona**
**Site Code: 506251-00**

October 21, 2024

Ms. Nichole Osuch
Arizona Department of Environmental Quality
1110 W. Washington Street
Phoenix, Arizona 85007

Subject:

First Semiannual 2024 Groundwater Monitoring Report
SFPP, L.P. – Silvercroft Wash Release Site, Tucson, Arizona
Site Code: 506251-00

Dear Ms. Osuch:

Arcadis U.S., Inc. (Arcadis) has prepared the attached *First Semiannual 2024 Groundwater Monitoring Report* for the above-referenced site on behalf of SFPP, L.P., an indirect subsidiary of Kinder Morgan, Inc. (Kinder Morgan).

If you have any questions regarding the contents of the attached document, or require additional information, please contact Alan Van Antwerp at (619) 922-1960.

Sincerely,

Arcadis U.S., Inc.

Robert Forsberg, R.G.
Principal Geologist

# First Semiannual 2024 Groundwater Monitoring Report

**Silvercroft Wash Release Site**
**Tucson, Arizona**
**Site Code: 506251-00**

October 21, 2024

**Prepared By:**
Arcadis U.S., Inc.
426 North 44th Street, Suite 340
Phoenix
Arizona 85008
Phone: 602 438 0883
Fax: 602 438 0102

**Prepared For:**
SFPP, L.P
*an indirect subsidiary of*
Kinder Morgan, Inc.

**Our Ref:**
30229152



Robert Forsberg, R.G.
Principal Geologist

*This document is intended only for the use of the individual or entity for which it was prepared and may contain information that is privileged, confidential and exempt from disclosure under applicable law. Any dissemination, distribution or copying of this document is strictly prohibited.*

# Contents

**Acronyms and Abbreviations** ..... vi
**1 Introduction** ..... 1
**2 Background** ..... 1
**2.1 Site Location** ..... 1
**2.2 Hydrogeologic Setting** ..... 1
**3 Description of Field Activities and Methods** ..... 2
**3.1 Status of Free Product Extraction** ..... 2
**3.2 2013 Well Installation** ..... 2
**3.3 2020 Well Installation** ..... 3
**3.4 Groundwater Elevation Data Collection** ..... 3
**3.5 Groundwater Sample Collection** ..... 3
**3.5.1 Low-Flow Purging** ..... 3
**4 Groundwater Monitoring Results** ..... 4
**4.1 Free Product Apparent Thickness** ..... 4
**4.2 Groundwater Elevation Data** ..... 4
**4.3 VOC Analytical Results** ..... 5
**4.3.1 Shallow Wells** ..... 5
**4.3.1.1 First Quarter 2024 Results** ..... 5
**4.3.1.2 Second Quarter 2024 Results** ..... 6
**4.3.2 Intermediate and Deep Wells** ..... 6
**4.4 MNA Parameter Results** ..... 7
**4.5 Sparge System Performance** ..... 7
**4.5.1 Sparge System Operation** ..... 7
**5 Quality Assurance/Quality Control** ..... 8
**5.1 Equipment Decontamination** ..... 8
**5.2 Sample Preservation and Containers** ..... 8
**5.3 Sample Labeling, Shipment, and COC Protocols** ..... 9
**5.4 Data Evaluation** ..... 9
**5.4.1 Precision** ..... 9
**5.4.2 Accuracy** ..... 12
**5.4.3 Representativeness** ..... 13
**5.4.4 Comparability** ..... 13

5.4.5 Completeness ..... 14
5.5 Summary of Data Quality ..... 14
5.6 Field Quality Control Samples ..... 14
5.6.1 Equipment Blank Samples ..... 14
5.6.2 Trip Blanks ..... 14
6 Conclusions ..... 14
7 Upcoming Work ..... 16
8 Limitations Statement ..... 16
9 References ..... 17

# Tables

Table 1 Groundwater Elevation and LNAPL Thickness Data, First and Second Quarter 2024
Table 2 Groundwater Analytical Results, First and Second Quarter 2024
Table 3 Monitored Natural Attenuation Field Measurements, First and Second Quarter 2024
Table 4 Monitored Natural Attenuation Analytical Results, First and Second Quarter 2024

# Figures

Figure 1 Site Vicinity Map
Figure 2 Well Locations
Figure 3 Apparent LNAPL Thickness vs. Time, East Side of Silvercroft Wash
Figure 4 Apparent LNAPL Thickness vs. Time, West Side of Silvercroft Wash
Figure 5 Hydrographs of All Wells
Figure 6 Groundwater Elevation Contours with Analytical Results, First Quarter 2024
Figure 7 Groundwater Elevation Contours with Analytical Results, Second Quarter 2024
Figure 8 Benzene and MTBE Concentrations in Groundwater, First Quarter 2024
Figure 9 Benzene and MTBE Concentrations in Groundwater, Second Quarter 2024
Figure 10 Geochemical Evolution of Groundwater
Figure 11 DO in Groundwater Contours with MNA Analytical Results, First Quarter 2024
Figure 12 DO in Groundwater Contours with MNA Analytical Results, Second Quarter 2024

**Figure 13** **TDS in Groundwater Contours with MNA Analytical Results, First Quarter 2024**

**Figure 14** **TDS in Groundwater Contours with MNA Analytical Results, Second Quarter 2024**

**Figure 15** **Nitrate in Groundwater Contours with MNA Analytical Results, First Quarter 2024**

**Figure 16** **Nitrate in Groundwater Contours with MNA Analytical Results, Second Quarter 2024**

**Figure 17** **Sulfate in Groundwater Contours with MNA Analytical Results, First Quarter 2024**

**Figure 18** **Sulfate in Groundwater Contours with MNA Analytical Results, Second Quarter 2024**

**Figure 19** **MTBE and Dissolved Oxygen vs. Time in MW-29S**

**Figure 20** **MTBE and Dissolved Oxygen vs. Time in MW-32S**

# Appendices

**Appendix A** **ADEQ Approval E-mail**

**Appendix B** **Field Data Sheets, First & Second Quarter 2024**

**Appendix C** **Well Construction Data/Historical Groundwater Elevation and Apparent LNAPL Thickness Data**

**Appendix D** **Historical Groundwater Analytical Results**

**Appendix E** **Laboratory Analytical Reports, First and Second Quarter 2024**

**Appendix F** **Data Review Report**

# Certification

All hydrogeologic and geologic information, conclusions, and recommendations in this document have been prepared under the supervision of and reviewed by an Arcadis Arizona Registered Geologist.

Robert Forsberg, R.G.
Principal Geologist
Arizona Registered Geologist 32162

# Acronyms and Abbreviations

| | |
|---|---|
| °C | degrees Centigrade |
| µg/l | micrograms per liter |
| ADEQ | Arizona Department of Environmental Quality |
| amsl | above mean sea level |
| Arcadis | Arcadis U.S., Inc. |
| AWQS | Aquifer Water Quality Standard |
| bgs | below ground surface |
| BTEX | benzene, toluene, ethylbenzene, total xylenes |
| cis-1,2-DCE | cis-1,2-dichloroethene |
| COC | chain-of-custody |
| COT | City of Tucson |
| CRDL | contract-required detection limit |
| CVOC | chlorinated volatile organic compound |
| DO | dissolved oxygen |
| FCUPRWP | Final Consolidated and Updates Proposed Remediation Work Plan |
| HCl | hydrochloric acid |
| LCS | laboratory control sample |
| LCSD | laboratory control sample duplicate |
| LFR | LFR Inc. |
| Kinder Morgan | Kinder Morgan, Inc. |
| mg/L | milligrams per liter |
| ml | milliliter |
| ml/min | milliliters per minute |
| MNA | monitored natural attenuation |
| MS/MSD | matrix spike and matrix spike duplicate |
| MTBE | methyl-tertiary butyl ether |
| ORP | oxidation/reduction potential |
| Pace | Pace Analytical National |
| PCE | tetrachloroethene |
| QAPP | Quality Assurance Project Plan |

| | |
|---|---|
| QA/QC | Quality Assurance/Quality Control |
| QC | quality control |
| RAP | Remedial Action Plan |
| RPD | relative percent difference |
| SFPP | SFPP, L.P. |
| TBA | tert-butyl alcohol |
| TCE | trichloroethylene |
| TDS | total dissolved solids |
| the site | SFPP Silvercroft Wash Release Site in Tucson, Arizona |
| USEPA | United States Environmental Protection Agency |
| UST | underground storage tank |
| VOA | volatile organics analysis |
| VOC | volatile organic compound |
| Work Plan | Monitoring Well Installation and Sampling Work Plan |

# 1 Introduction

Arcadis U.S., Inc. (Arcadis) has prepared this *First Semiannual 2024 Groundwater Monitoring Report,* on behalf of SFPP, L.P. (SFPP), an indirect subsidiary of Kinder Morgan Inc. (Kinder Morgan), for the SFPP Silvercroft Wash Release Site in Tucson, Arizona (the site; Figure 1). This report summarizes field activities, groundwater elevation data, apparent free product thickness measurements, groundwater analytical data, and soil remediation status for the first and second quarter of 2024.

# 2 Background

## 2.1 Site Location

The site is located west of the I-10 Freeway, north of Grant Road, along Silvercroft Wash, in the City of Tucson (COT), Pima County, Arizona. The site lies in the Northwest 1/4 of the Southwest 1/4 of the Northwest 1/4 of Section 34, Township 13 South, Range 13 East, as shown on the Jaynes, Arizona 7.5 Minute United States Geological Survey Topographic Quadrangle (Figure 1). The site lies at an elevation of approximately 2,290 feet above mean sea level (amsl). Groundwater monitor wells are located within the Silver Creek I and Silver Creek II subdivisions, with some wells located in the buffers between the subdivisions and Silvercroft Wash. The land surrounding MW-28 is under development with new residential housing and construction activities are ongoing.

## 2.2 Hydrogeologic Setting

The site is located along the northeastern margin of the Tucson Basin, a broad northwest-trending alluvial valley encompassing approximately 1,000 square miles. The Tucson Basin is defined as the portion of the upper Santa Cruz drainage system bounded on the north and northeast by the Tortolita and Santa Catalina Mountains, on the east by the Rincon and Empire Mountains, and on the west by the Black, Tucson, and Sierrita Mountains (Tucson Water 1988). The central portion of the Tucson area is filled by a large fluvial/alluvial deposit representing two coalescing deposits originating from the Santa Cruz River, located approximately 600 feet east of the subject property, and the Rillito Creek, located approximately 3 miles north of the site (Davidson 1973). Both streams are ephemeral and only contain water during heavy rainfall. The total thickness of the alluvial deposits is estimated to be over 20,000 feet (Tucson Water 1988).

Quaternary alluvium deposits originating from the coalescing streams underlie the site to an approximate depth of 35 to 50 feet below ground surface (bgs). The Fort Lowell Formation is composed of gravel near the basin margins and grades to silt near the center. The formation ranges in thickness from 300 to 400 feet, thinning toward the basin margins (Davidson 1973), and is estimated to be 35 feet thick near the vicinity of the site (Tucson Water 1988). The Tertiary Tinaja beds rest unconformably (deposited over a weathered surface, or after a period of non-deposition) below the Fort Lowell Formation and are composed of gravel and sand grading to a very thick sequence of gypsiferous clayey silt and mudstone toward the center of the basin (Davidson 1973). These beds were deposited in an internally draining basin and are estimated to be several thousand feet thick near the center (Davidson 1973). The Upper Tinaja Subunit of the Tinaja Formation underlies the Fort Lowell Formation and is believed to be 300 to 400 feet thick in the site vicinity (Tucson Water 1988). The Upper Tinaja

beds are comprised of moderate to well consolidated sandy, gravelly silt and clays, and overly volcanic bedrock (Davidson 1973).

The regional aquifer underlying the Tucson Basin consists of three primary water-bearing units. These units, in descending stratigraphic order, are the Quaternary Age Fort Lowell Formation, the Tertiary Tinaja Beds, and the Tertiary Pantano Formation. The Fort Lowell Formation is the most productive part of the aquifer. Recent Quaternary surficial deposits overlie these formations. These surficial deposits are typically gravel and gravelly sand with local sand and sandy silt, and range in thickness from a thin veneer to tens of feet (Davidson 1973).

Lithologies encountered during drilling of all wells associated with the SFPP release have consisted of coarse sands and gravels to 175 feet bgs. Groundwater was initially encountered at approximately 140 feet bgs in all borings. No perched groundwater was detected in the borings. Silt or clay lenses were not encountered between the surface and the groundwater table, with soil samples logged at 5-foot intervals in wells at and near the release point, and at 10-foot intervals in wells away from the release point (Arcadis 2017).

# 3 Description of Field Activities and Methods

## 3.1 Status of Free Product Extraction

Extraction of free product was first initiated on October 29, 2003. Product extraction halted after the second week in July 2006. A letter was submitted to the Arizona Department of Environmental Quality (ADEQ) Voluntary Remediation Program on February 8, 2007, notifying them of product recovery termination and changing the groundwater monitoring frequency from monthly to quarterly. On February 13, 2007, an email was received from ADEQ approving the discontinuation of free product extraction and changing the groundwater sampling frequency from monthly to quarterly.

Figures illustrating the historic volume of product removed per week and cumulative product removed are included in quarterly reports through the fourth quarter of 2007.

## 3.2 2013 Well Installation

Six groundwater monitoring wells, MW-27, MW-28, MW-29S, MW-29M, MW-29D, and MW-30, were drilled, installed, and developed by mid-December 2013 in accordance with the Monitoring Well Installation and Sampling Work Plan (Work Plan) dated October 21, 2013 (Arcadis 2013). Groundwater monitoring wells MW-27 and MW-28 were installed within 500 feet of the west side of the COT Silverbell Landfill; three clustered wells (MW-29S, MW-29M, and MW-29D) were installed within 100 feet of the COT Silverbell Landfill; and one well (MW-30) was installed within 500 feet of the south of the COT Silverbell Landfill. The six new monitoring wells were added to the existing site monitoring well network and were incorporated into the quarterly monitoring events beginning with the first quarter of 2014. The well installation and development are discussed in further detail in the Groundwater Monitoring Well Installation Report, which was issued under separate cover and appended to the First Quarter 2014 Groundwater Monitoring Report dated May 14, 2014 (Arcadis 2014).

## 3.3 2020 Well Installation

Five groundwater monitoring wells, MW-31M, MW-31D, MW-32S, MW-32M, and MW-32D, were drilled, installed, and developed in November 2020. The five new monitoring wells were installed as part of the air sparge pilot test. The wells have been added to the existing site monitoring well network and were incorporated into the quarterly monitoring events beginning with the first quarter of 2022.

## 3.4 Groundwater Elevation Data Collection

Arcadis collected depth to groundwater and depth to free product measurements monthly using an electronic interface probe. Measurements are collected from the 32 Kinder Morgan groundwater monitoring wells and 10 COT monitoring wells located on and near the site (Figure 2). Groundwater elevations are then calculated by subtracting the depth to water from the surveyed top of casing measuring point. Groundwater elevations are included in Table 1.

## 3.5 Groundwater Sample Collection

Due to the declining water table at the site, numerous wells would go dry before a three-volume purge could be reached prior to sampling. During a meeting with ADEQ in September 2013, it was discussed and approved by ADEQ that all wells will be sampled by low flow purging technique moving forward. The newly installed wells (MW-27 through MW-30) were first sampled by low flow purge and then three-volume purge method for comparison in accordance with ADEQ request. During a meeting with ADEQ on September 24, 2014, it was requested to remove groundwater monitoring wells MW-3, MW-7 through MW-12, MW-15, and MW-23 from the quarterly sampling events. In addition to the reduced wells, it was also requested to remove the three-volume purge from the newly installed wells moving forward. ADEQ approved the request in an e-mail response dated September 26, 2014. A copy of the ADEQ approved request is provided in Appendix A.

As discussed in the Remedial Investigation Responsiveness Summary (Appendix C of the Final Remedial Investigation Report, Silvercroft Wash Release Site, Tucson, Arizona, Site Code: 506251-00), Kinder Morgan coordinated with the COT to add three additional monitor wells (R-079A, R-082A, and WR-093A) to the monitoring network. ADEQ approved of the addition of these three wells to continue to evaluate the downgradient extent of benzene, toluene, ethylbenzene and total xylenes (BTEX) and methyl tertiary-butyl ether (MTBE) in their approval letter of the Fourth Quarter 2016 Groundwater Monitoring Report dated March 21, 2017. A copy of the ADEQ approval is provided in Appendix A.

Per an access agreement completed on July 23, 2019 with the COT, Arcadis was granted access to sample monitor wells A-039A, R-067A, R-079A, R-082A, R-122A, WR-093A, WR-242A, WR-359A, WR-430A, WR-463A, WR-464A, and WR-467A. Monitor well A-039A was not sampled due to an obstruction downhole.

Arcadis collected groundwater samples from February 29 to March 13, 2024 and from May 14 to May 23, 2024. Wells were sampled in order, from least impacted to most impacted, based on available historical data.

### 3.5.1 Low-Flow Purging

The monitoring wells were purged at approximately 300 milliliters per minute (ml/min) per the low-flow sampling method until monitoring parameters (temperature, pH, conductivity, dissolved oxygen [DO], oxidation reduction

potential [ORP], and total dissolved solids [TDS]) stabilized. Parameters were monitored with an YSI 556 Multi-Parameter System with a flow through cell. Parameters were recorded approximately every five minutes on field data sheets.

Arcadis also performed analysis of ferrous iron and sulfite in the field immediately after sample collection utilizing a Hach® DR820 spectrometer and a Hach® SU-5 Sulfite Test Kit, respectively. The Hach® SU-5 Sulfite Test Kit utilizes a drop count titration method. Ferrous iron and sulfite readings were recorded on the field data sheets. Field data sheets are attached in Appendix B.

A 2-inch diameter Bennet™ low flow sampling pump was used to purge each well. The pump's intake was placed at the approximate center of the saturated screen interval (the midpoint of the well depth and measured depth to water) in each well. Each well was purged at approximately 300 ml/min. Upon stabilization of the water quality parameters, the purge flow rate was reduced to approximately 100 ml/min, the flow-through cell was disconnected, and the groundwater sample was collected from the outlet of the dedicated sample tubing.

Groundwater samples were collected directly into laboratory-supplied sample bottles. The sample bottles were then immediately placed into a cooler containing wet ice to maintain the samples at approximately 4 degrees Centigrade (ºC). Samples were picked up from Arcadis by a representative of Pace Analytical National (Pace) and delivered via Federal Express to Pace in Mount Juliet, Tennessee daily. Pace analyzed the samples for volatile organic compounds (VOCs) in accordance with United States Environmental Protection Agency (USEPA) Method 8260. Arcadis also collected sample bottles for laboratory analysis of the following monitored natural attenuation (MNA) parameters: total iron, nitrate, nitrite, sulfate, TDS, ethane, ethene, and methane.

Purged water was collected into 5-gallon plastic buckets with lids, and then transferred to the on-site sump. The purge water was pumped from the sump through two 55--gallon carbon vessels, and then discharged into the COT sewer system in accordance with Pima County Wastewater Management Department industrial wastewater discharge permit #12821.

# 4 Groundwater Monitoring Results

## 4.1 Free Product Apparent Thickness

No free product has been detected in monitoring wells at the site since the fourth quarter of 2014 (Appendix C). Figures 3 and 4 illustrate the apparent free product thickness vs. time on the east and west sides of Silvercroft Wash, respectively.

## 4.2 Groundwater Elevation Data

Table 1 displays monthly groundwater elevations collected throughout the first and second quarter of 2024. Cumulative groundwater elevations and apparent free product data are tabulated in Appendix C.

Depth to groundwater measurements collected during the first quarter (March) of 2024 ranged from 145.06 feet bgs in well WR-463A to 172.81 feet bgs in well WR-359A. Depth to groundwater measurements collected during the second quarter (May) of 2024 ranged from 144.65 feet bgs in well MW-19 to 171.00 feet bgs in well WR-359A. As shown on Figure 5, water levels beneath the site had steadily declined in response to the regional drought since monitoring began in October 2003 until September 2014. From September 2014 through February

2020, water levels generally increased across the site. From July 2020 through September 2022, water levels generally decreased across the site. Since September 2022, water levels have generally increased. Seasonal fluctuations are evident with lower elevations in summer months and higher elevations in winter months.

The groundwater elevation maps for March 2024 are shown on Figure 6 and for May 2024 are shown on Figure 7. Groundwater flow is generally to the northwest.

## 4.3 VOC Analytical Results

### 4.3.1 Shallow Wells

During the first quarter (March) and second quarter (May) sampling events of 2024, Arcadis collected groundwater samples from 22 shallow Kinder Morgan and 10 COT monitor wells. Groundwater samples were analyzed for BTEX, tert-butyl alcohol (TBA), MTBE, and chlorinated VOCs in accordance with USEPA Method 8260B. Analytical results for the first and second quarters 2024 sampling event are summarized in Table 2 and plotted on Figure 6 and 7. Benzene, MTBE, and screen intervals are plotted on Figure 8 and 9. Cumulative analytical data of monthly sampling events dating back to October 2003 are included in Appendix D. The following discussion of the analytical results is based on the results from the low-flow purge samples during the first and second quarters of 2024.

#### 4.3.1.1 First Quarter 2024 Results

During the first quarter 2024 sampling event, analytical results for the sampled SFPP wells were either non-detect or below aquifer water quality standards (AWQS) for BTEX. BTEX was either non-detect below the laboratory reporting limit or below AWQS in the SFPP sampled COT wells. Reporting limits for samples MW-26, MW-29S, and MW-32S were elevated due to dilution for analyses. The plume of dissolved-phase BTEX above AWQS remains delineated to the south, west, east, and north.

There is no AWQS for MTBE. The ADEQ Underground Storage Tank (UST) Program Interim Policy for MTBE in groundwater set forth a threshold for delineation of dissolved-phase MTBE of 20 µg/L. As explained in Section 9.3 of the Final Consolidated and Updated Proposed Remediation Work Plan SFPP L.P. – Silvercroft Wash Release Site Tucson, Arizona (FCUPRWP; LFR 2005), the mechanism of groundwater flushing due to heavy winter precipitation would be expected to seasonally elevate MTBE concentrations in downgradient wells, with seasonal decreases expected through the summer and fall. Thus, according to the ADEQ-approved FCUPRWP, MTBE concentrations in a delineation well must persist above the 20 µg/L level for four consecutive quarters before additional downgradient delineation wells need to be considered. As stated in the FCUPRWP, in the event that the above processes result in increases in dissolved-phase concentrations above delineation levels in SFPP downgradient wells, SFPP will first coordinate with the COT and/or other well owners to sample wells further downgradient of the point of release. SFPP added monitor wells R-079A, R-082A, and WR-093A to the sampling program in April 2017.

MTBE was detected above the 20 µg/L level in SFPP wells MW-29S (19,100 µg/L) and MW-32S (4,900 µg/L). MTBE was detected above the 20 µg/L level in COT wells R-067A (85.5 µg/L), WR-359A (313 µg/L), WR-430A (857 µg/L), and WR-464A (27.3 µg/L). The plume of dissolved-phase MTBE remains delineated to the south, west, east, and north.

TBA was detected above laboratory reporting limits in SFPP wells MW-02 (22.7 µg/L), MW-04 (41.3 µg/L), MW-05 (5.19 µg/L), MW-13 (6.82 µg/L), MW-19 (7.4 µg/L), MW-21 (22.9 µg/L), and MW-26 (805 µg/L). TBA was detected above laboratory reporting limits in COT wells R-067A (14,600 µg/L), R-122A (5.74 µg/L), WR-359A (26,800 µg/L), WR-430A (1,880 µg/L), and WR-464A (142 µg/L). There is no AWQS established for TBA.

During the first quarter of 2024, tetrachloroethene (PCE) concentrations above laboratory reporting limits in SFPP wells MW-27 (2.13 µg/L) and MW-28 (16.6 µg/L). The AWQS for PCE is 5 µg/L. Trichloroethylene (TCE) concentrations were detected in well MW-28 (2.16 µg/L), however, this concentration did not exceed the AWQS of 5 µg/L for TCE. The PCE and TCE are likely from one or more landfills in the vicinity. The SFPP pipelines carry fuels only; therefore, the pipeline release could not have been a source of PCE or TCE.

SFPP has been including dichlorodifluoromethane and cis-1,2-dichloroethene (cis-1,2-DCE) groundwater analytical results (Table 2) to assist COT and ADEQ with their evaluation of nearby landfill source(s) of chlorinated volatile organic compounds (CVOCs). During the first quarter of 2024, dichlorodifluoromethane and cis-1,2-DCE were not detected in the groundwater samples above laboratory reporting limits from the SFPP wells. The AWQS for cis-1,2-DCE is 70 µg/L. There is no AWQS established for dichlorodifluoromethane.

#### 4.3.1.2 Second Quarter 2024 Results

During the second quarter 2024 sampling event, analytical results for the sampled SFPP wells were either non-detect or below AWQS for BTEX. BTEX was either non-detect below the laboratory reporting limit or below AWQS in the SFPP sampled COT wells. Reporting limits for samples MW-29S, MW-32S, R-067A, and WR-430A were elevated due to dilution for analyses. The plume of dissolved-phase BTEX above AWQS remains delineated to the south, west, east, and north.

MTBE was detected above the 20 µg/L level in SFPP wells MW-29S (16,200 µg/L) and MW-32S (103 µg/L). MTBE was detected above the 20 µg/L level in COT wells R-067A (124 µg/L), WR-359A (185 µg/L), WR-430A (416 µg/L), and WR-464A (27.8 µg/L). The plume of dissolved-phase MTBE remains delineated to the south, west, east, and north.

TBA was detected above laboratory reporting limits in SFPP wells MW-04 (32.0 µg/L), MW-22 (8.04 µg/L), MW-26 (388 µg/L), and MW-27 (6.30 µg/L). TBA was detected above laboratory reporting limits in COT wells R-067A (11,300 µg/L), WR-359A (19,300 µg/L), WR-430A (2,750 µg/L), and WR-464A (191 µg/L). There is no AWQS established for TBA.

During the second quarter of 2024, PCE concentrations above laboratory reporting limits in SFPP wells MW-27 (1.96 µg/L) and MW-28 (13.7 µg/L). The AWQS for PCE is 5 µg/L. TCE concentrations were detected in well MW-28 (1.74 µg/L), however, this concentration did not exceed the AWQS of 5 µg/L for TCE. The PCE and TCE are likely from one or more landfills in the vicinity. The SFPP pipelines carry fuels only; therefore, the pipeline release could not have been a source of PCE or TCE.

During the second quarter of 2024, dichlorodifluoromethane and cis-1,2-DCE were not detected in the groundwater samples above laboratory reporting limits from the SFPP wells. The AWQS for cis-1,2-DCE is 70 µg/L. There is no AWQS established for dichlorodifluoromethane.

### 4.3.2 Intermediate and Deep Wells

The intermediate (MW-29M, MW-31M, MW-32M) and deep (MW-29D, MW-31D, MW-32D) wells were not sampled during the first and second quarters of 2024 due to on-going air sparging.

## 4.4 MNA Parameter Results

Figure 10 illustrates the general evolution of groundwater quality as bioattenuation progresses (Interstate Regulatory Council et al 2005). Bacteria will preferentially utilize electron acceptors in the general order of the energy that may be obtained. The order of terminal electron accepting processes and the associated changes in constituents are:

1. Aerobic respiration (utilization of oxygen/decrease of dissolved oxygen)
2. Denitrification (utilization of nitrate/decrease in nitrate)
3. Iron (III) reduction (increase in ferrous [II] iron)
4. Sulfate reduction (decrease in sulfate, increase in hydrogen sulfide)
5. Methanogenesis (increase in methane).

Arcadis collected DO, ORP, ferrous iron, and sulfite readings in the field during the third and fourth quarters 2023 sampling event. These data are displayed in Table 3. The groundwater samples were analyzed in the laboratory for total iron, TDS, nitrate, nitrite, sulfate, and methane. These data, shown in Table 4, allow evaluation of effectiveness of the mechanisms of denitrification, sulfate reduction, and methanogenesis.

During the first quarter 2024 sampling event, the ORP probe was not functioning correctly during field measurements. All wells exhibited a negative ORP reading between -412.2 and -286 millivolts, which is inconsistent with historic data (Table 3). A contour plot of DO measurements from the event is shown on Figure 11. DO measurements recorded from each well ranged from 0.80 milligrams per liter (mg/L) in well MW-19 to 7.85 mg/L in well MW-22 (Table 3).

During the second quarter 2024 sampling event, negative ORP readings were recorded in 4 of 31 wells measured (Table 3). Negative ORP readings indicate that attenuation by microorganisms is resulting in anaerobic conditions. A contour plot of DO measurements from the event is shown on Figure 12. DO measurements recorded from each well ranged from 3.00 mg/L in well MW-04 to 15.6 mg/L in well WR-359A (Table 3).

Active air sparging at MW-29M, MW-29D, MW-31M, MW-31D, MW-32M, and MW-32D is ongoing. As discussed in previous reports, lower DO values noticeable outside of the hydrocarbon-impacted area are suggestive of landfill impacts to groundwater in this vicinity. TDS, nitrate, and sulfate contours are shown for the third quarter 2023 on Figures 13, 15, and 17, respectively. TDS, nitrate, and sulfate contours are shown for the fourth quarter 2023 on Figures 14, 16, and 18, respectively. Nitrate concentrations are generally lower in the plume area further indicating aerobic degradation is occurring. As shown on the figures, wells in the northern part of the study area generally have the highest TDS and sulfate (concentrations, further supporting the interpretation of landfill impacts to groundwater in this vicinity.

## 4.5 Sparge System Performance

### 4.5.1 Sparge System Operation

Operation of the air sparge system began following completion of the pilot test in June 2022. The system was operational for approximately 82 percent of the time (3,586 hours) between January 1 and June 30, 2024. Quarterly sampling of the existing monitoring well network was conducted to evaluate performance of the sparge

system. Since the aerobic degradation of benzene is faster than MTBE, dissolved-phase MTBE concentrations and dissolved oxygen levels in groundwater are evaluated as an indicator of the remedial effectiveness of the air sparge system operations. Hydrographs showing dissolved-phase MTBE and DO versus time in monitor wells MW-29S and MW-32S are included in Figures 19 and 20, respectively. As indicated in these hydrographs, when dissolved oxygen concentrations increased, MTBE concentrations have generally decreased indicating air sparging is effectively enhancing remediation of dissolved-phase MTBE in groundwater.

# 5 Quality Assurance/Quality Control

This section describes the measures taken to control and document the quality of the environmental samples collected during this investigation. Elements of quality assurance/quality control (QA/QC) procedures include the methods used in equipment decontamination; appropriate sample preservation, containers, labeling, shipment and chain-of-custody (COC) protocols; collection of field QA/QC samples; and laboratory QA/QC procedures.

Standardized field procedures such as well gauging, well purging, and sample handling are described in Sections 3.4 and 3.5 of this report. Field QA/QC samples including duplicates, equipment blanks, and trip blanks are described in Section 5.6.

## 5.1 Equipment Decontamination

During the low-flow sampling, all sampling equipment (pump and ancillary equipment) was properly decontaminated before and after sampling each groundwater monitoring well. Loose dirt or debris was removed, as necessary, using a stiff bristle brush and clean cloth. Ancillary equipment, including the water level sounder, was rinsed (steam cleaned) with high pressure water. The portable sample pump was submerged in a mixture of potable water and laboratory-grade soap and powered on to circulate the soap and water mixture through the pump. Finally, the exterior of the pump was rinsed and the entire internal pump system was flushed with deionized water. Dedicated polyethylene tubing was used at each well. Wells were sampled in order based on previous analytical results, with sampling progressing from wells with non-detectable concentrations to wells with the highest concentrations.

## 5.2 Sample Preservation and Containers

Samples for BTEX, MTBE, and chlorinated VOC analysis were collected in new, clean, 40 milliliter (ml) volatile organic analysis (VOA) glass vials supplied by the analytical laboratory to Arcadis with 0.5 ml of hydrochloric acid (HCl). The purpose of the HCl is to retard or prevent any naturally occurring biodegradation of the analytes that may occur in the VOAs during sample transit. Samples for methane, ethane, and ethene were collected in new, clean, unpreserved, 40 ml VOA glass vials. Pace provided plastic bottles for the MNA analytes. Total iron was preserved with nitric acid; nitrate-nitrite was preserved with sulfuric acid; and the remaining MNA analytes were not preserved, in accordance with USEPA method protocols.

Following collection, samples were kept on ice until delivery to the laboratory. Samples were delivered to a Federal Express shipping store and shipped to the Pace laboratory via overnight delivery at the end of each day. All samples were analyzed within the allowable holding time criteria.

## 5.3 Sample Labeling, Shipment, and COC Protocols

Samples were labeled in the field with a unique name and/or number for identification and tracking of sample information. Quality control samples were also labeled with a unique location name and/or number. After collection and labeling, all water samples were placed in laboratory-supplied coolers and kept cooled and on ice until they were delivered to the laboratory representative.

COC records listing each sample and the custody of the sample at all times were used to track all samples from the time of sampling to the arrival of samples at the laboratory. The COC record included the project name, signature of samplers, sample name or number, analytical methods requested, signatures of individuals involved in sample transfer and signatures of individuals receiving the samples. COC records along with the complete laboratory analytical reports and are included in Appendix E.

## 5.4 Data Evaluation

All samples were analyzed for VOCs in accordance with USEPA Method 8260B; dissolved gases (methane, ethane, and ethene) by Method RSK-175; total iron in accordance with USEPA Method 6010B; and general chemistry including sulfate, nitrate, nitrite, and total dissolved solids, by a variety of methods as referenced in the laboratory report. The laboratory is required to follow standard USEPA protocols when analyzing samples for these approved methods. The protocols include quality control (QC) procedures such as the testing of matrix spikes and matrix spike duplicates (MS/MSD), laboratory control samples (LCS), and method blanks to demonstrate instrument and chemist capability.

Laboratory analytical reports included Tier II data deliverables, which include a summary report of the laboratory QC findings. Complete laboratory analytical reports are included in Appendix E. Data generated from the groundwater sampling activities was reviewed in accordance with the method specified criteria, USEPA National Functional Guidelines of October 1999 (USEPA 1999) and USEPA National Functional Guidelines for Organic Superfund Methods of November 2020 (USEPA 2020), as appropriate. The comprehensive data review report is included in Appendix F; a brief discussion follows.

### 5.4.1 Precision

Precision measures the reproducibility of repetitive measurements and is usually expressed in terms of imprecision. For this project, precision was evaluated by determining the relative percent difference (RPD) in results for the MS/MSD, LCS and laboratory control sample duplicate (LCSD), and field duplicate samples.

During the first quarter 2024 sampling event, MS/MSD RPD data are used to assess the precision of the analytical method. Laboratory standards for RPD were used for evaluating laboratory MS/MSD samples. The following compounds exhibited recoveries outside of the control limits:

- MW-4, MW-6 and WR-463A: vinyl acetate
- MW-18: dichlorodifluoromethane, vinyl acetate
- R-122A: dichlorodifluoromethane
- WR-430A: iodomethane, ethanol

The following sample locations exhibited an RPD greater than of the control limit:

- MW-22: ethanol

- MW-19: acetone, acrylonitirile, benzene, bromobenzene, sec-butylbenzene, tert-butylbenzene, carbon tetrachloride, carbon disulfide, chlorobenzene, chloroethane, chloroform, chloromethane, dichlorodifluoromethane, 1,1-dichloroethane, 1,1-dichloroethene, cis- 1,2-dichloroethene, trans- 1,2-dichloroethene, ethylbenzene, 2-hexanone, 2-butanone (MEK), iodomethane, 4-methyl-2-pentanone (MIBK), naphthalene, n-propylbenzene, 1,1,2-trichlorotrifluoroethane, tetrachloroethene, toluene, 1, 2, 4-trichlorobenzene, 1,1,1-trichloroethane, trichlorethene, trichlorofluoromethane, 1,2,4-trimethylbenzene, 1,3,5-trimethylbenzene, vinyl chloride, xylenes, total, ethanol, and tert-butyl alcohol
- WR-430A: ethanol

The MS/MSD analysis for dissolved gasses was performed on sample locations MW-13, MW-18, MW-30, MW-19, MW-6, WR-463A, R-122A, and WR-430A exhibited recoveries and RPD between recoveries within the control limits.

The MS/MSD analysis for metals was performed on sample locations MW-4, MW-30, MW-19, MW-6, WR-463A, R-122A, and WR-430A exhibited recoveries within control limits.

The MS/MSD or MS analysis performed for nitrate, nitrite, and sulfate on sample locations MW-13, MW-4, MW-30, and R-122A exhibited recoveries within the control limits. All analytes associated with MS/MSD recoveries were within control limits with the exception of the following analyte:

- MW-19 and WR-430A: nitrate
- MW-6 and WR-463A: sulfate

The laboratory duplicate RPD criterion is applied when parent and duplicate sample concentrations are greater than or equal to five times the contract-required detection limit (CRDL). A control limit of 20 percent for water matrices is applied when the criteria above is true. In the instance when the parent and/or duplicate sample concentrations are less than or equal to five times the CRDL, a control limit of one times the CRDL is applied for water matrices.

- For VOCs, the calculated RPD and results between the parent samples and their associated field duplicate were acceptable for all sample locations.
- For dissolved gases, the results and calculated RPDs between the parent samples and their associated field duplicate were acceptable.
- For metals, the results and calculated RPDs between the parent samples and their associated field duplicate were acceptable.
- For general chemistry, the calculated RPDs between the parent samples and their associated field duplicate were acceptable.

Field duplicate analysis is used to assess the overall precision of the field sampling procedures and analytical method. A control limit of 25 percent for water matrices is applied to the RPD between the parent sample and the field duplicate. In the instance when the parent and/or duplicate sample concentrations are less than or equal to five times the reporting limit, a control limit of two times the reporting limit is applied for water matrices.

Five field duplicate samples were collected during the first quarter 2024 sampling event. The duplicate samples were collected, numbered, and handled in the same manner as the parent samples. The calculated RPDs between the parent samples and field duplicate samples for MW-2, MW-17, MW-28, WR-464A, and R-067A were

acceptable. Duplicate analytical results are listed below the original groundwater analytical results in Tables 2 and 4.

During the second quarter 2024 sampling event, MS/MSD RPD data are used to assess the precision of the analytical method. Laboratory standards for RPD were used for evaluating laboratory MS/MSD samples. The following compounds exhibited recoveries outside of the control limits:

- MW-2: tert-butylbenzene, 1,2,4-trimethylbenzene
- MW-28: dichlorodifluoromethane
- WR-464A: iodomethane
- WR-359A: tert-butyl alcohol

The following sample locations exhibited an RPD greater than of the control limit:

- MW-13 and MW-28: ethanol
- MW-22: benzene, sec-butylbenzene, tert-butylbenzene, carbon tetrachloride, carbon disulfide, chlorobenzene, chloroethane, chloromethane, dichlorodifluoromethane, 1,1-dichloroethane, 1,1-dichloroethene, ethylbenzene

The MS/MSD analysis performed for dissolved gasses on sample locations MW-13, MW-5, MW-18, MW-20, MW-27, WR-463A and WR-430A exhibited recoveries and RPD between recoveries within the control limits. A laboratory duplicate analysis was performed on sample locations MW-1, MW-16-DUP, MW-32S and WR-464A. The RPD was within control limits.

All metal analytes must exhibit a percent recovery within the established acceptance limits of 75 percent to 125 percent. The MS/MSD recovery control limits do not apply for MS/MSD performed on sample locations where the analyte's concentration detected in the parent sample exceeds the MS/MSD concentration by a factor of four or greater. The MS/MSD analysis performed on sample locations MW-13, MW-5, MW-18, MW-20, MW-27, WR-463A and WR-430A exhibited recoveries within the control limits.

The MS analysis performed for nitrate, nitrite, and sulfate on sample location MW-2, and MS/MSD analysis performed for nitrate nitrite on sample location WR-430A, exhibited recoveries and RPD between the recoveries within the control limits. The sulfate MS/MSD analysis for sample location MW-20 was analyzed undiluted. The MS/MSD recoveries were not evaluated due to sulfate results that were over the calibration range.

Sample locations associated with the MS/MSD exhibiting recoveries outside of the control limits were:

- MW-13, MW-5, MS-18, MW-27, WR-463A and WR-430A: sulfate

The laboratory duplicate RPD criterion is applied when parent and duplicate sample concentrations are greater than or equal to five times the CRDL. A control limit of 20 percent for water matrices is applied when the criteria above is true. In the instance when the parent and/or duplicate sample concentrations are less than or equal to five times the CRDL, a control limit of one times the CRDL is applied for water matrices.

- For VOCs, the calculated RPD and results between the parent samples and their associated field duplicate were acceptable for all sample locations.
- For dissolved gases, the results and calculated RPDs between the parent samples and their associated field duplicate were acceptable.
- For metals, the results and calculated RPDs between the parent samples and their associated field duplicate were acceptable.

- For general chemistry, the calculated RPD between the parent samples and their associated field duplicate were acceptable for parent samples MW-1 and MW-16. The analyte nitrate associated with sample locations WR-464A and WR-464A-DUP exhibited a field duplicate RPD greater than the control limit. The associated sample results from sample locations for nitrate were qualified as estimated.

Field duplicate analysis is used to assess the overall precision of the field sampling procedures and analytical method. A control limit of 25 percent for water matrices is applied to the RPD between the parent sample and the field duplicate. In the instance when the parent and/or duplicate sample concentrations are less than or equal to five times the reporting limit, a control limit of two times the reporting limit is applied for water matrices.

Four field duplicate samples were collected during the second quarter 2024 sampling event. The duplicate samples were collected, numbered, and handled in the same manner as the parent samples. The calculated RPDs between the parent samples and field duplicate samples for MW-19, MW-27, MW-18 and WR-359A were acceptable. Duplicate analytical results are listed below the original groundwater analytical results in Tables 2 and 4.

### 5.4.2 Accuracy

Accuracy is the agreement between a measured concentration and a known concentration. LCS and MS samples were used to evaluate the accuracy of the analytical results generated from this project. Pace's laboratory acceptance criteria were used for evaluating accuracy.

The LCS and LCSD recoveries were within the laboratory-established acceptance limits for all metals, dissolved gases, and inorganics.

During the first quarter 2024 sampling event, or VOCs, the following sample locations associated with LCS/LCSD analysis exhibiting recoveries outside of the control limits were qualified as accordingly:

- MW-4, MW-13, MW-14, MW-1, MW-5, EB-1, Trip Blank, MW-2, MW-2-DUP, MW-25, MW-18, MW-24, Trip Blank – vinyl acetate.
- MW-30, MW-22, MW-21, MW-20, Trip Blank – n-butylbenzene.
- MW-6, MW-28, MW-28-DUP, MW-32S, MW-29S, Trip Blank, WR-463A, R-079A, Trip Blank – vinyl acetate, naphthalene.
- R-122A, WR-242A, WR-464A-DUP, WR-464A, WR-467A, R-082A, EB-3, Trip Blank – 1,1,2-trichloroethane, bromochloromethane.
- WR-430A, R-067A, R-067A-DUP, WR-359A, Trip Blank – Iodomethane, Ethanol.

For VOCS, the following sample locations associated with LCS/LCSD recoveries exhibiting an RPD greater than of the control limit:

- MW-2, MW-18 – 2-butanone (MEK), bromomethane.
- MW-19, MW-17, MW-17-DUP, MW-16, MW-27, MW-26, EB-2, Trip Blank – acrylonitrile, 1,2-dibromo-3-chloropropane, 2-hexanone.
- MW-6, MW-28, MW-28-DUP, MW-32S, MW-29S, Trip Blank – chloroethane.

- R-122A, WR-242A, WR-464A-DUP, WR-464A, WR-467A, R-082A, EB-3, Trip Blank – Iodomethane, bromomethane, trans-1,4-dichloro-2-butene.
- WR-430A, R-067A, R-067A-DUP, WR-359A, Trip Blank – carbon disulfide, chloromethane, trans-1,4-dichloro-2-butene, dichlorodifuoromethane, trans-1,2-dichloroethene, 2-butanone (MEK), trichloroethene, trichlorofluoromethane, vinyl acetate, vinyl chloride.

During the second quarter 2024 sampling event, for VOCs, the following sample locations associated with LCS/LCSD analysis exhibiting recoveries outside of the control limits were qualified as accordingly:

- MW-2, MW-20, MW-19, MW-19-DUP, MW-17, MW-6, EB-1 – acetone, trans-1,4-dichloro-2-butene.
- Trip Blank – acetone, chloroethane, trans-1,4-dichloro-2-butene, 1,1-dichloroethene, Iodomethane.
- MW-22, MW-27, MW-27-DUP, MW-16, MW-29S, EB-2, Trip blank – tert-butyl alcohol.
- MW-32S – cis-1,3-dichloropropene.
- MW-28, MW-18, MW-18-DUP, MW-24, MW-30, MW-26, EB-3, Trip Blank – carbon tetrachloride, 1,1,1-trichloroethane.
- R-082A – iodomethane.

For VOCS, the following sample locations associated with LCS/LCSD recoveries exhibiting an RPD greater than of the control limit:

- MW-13, MW-14, MW-25, MW-4, Trip Blank, MW-5, MW-1, trip blank – vinyl acetate, ethanol.
- Trip Blank – trans-1,4-dichloro-2-butene, iodomethane.
- MW-22, MW-27, MW-27-DUP, MW-16, MW-29S, EB-2, Trip Blank – tert-butyl alcohol.
- MW-28, MW-18, MW-18-DUP, MW-24, MW-30, MW-26, EB-3, Trip Blank – chloromethane, trans-1,4-dichloro-2-butene, iodomethane.
- MW-21, Trip Blank 1, WR-463A, R-122A, R-079A, R-082A, Trip Blank 2 – acetone, dichlorofluoromethane, 2-hexanone, 2-butanone (MEK), vinyl acetate, ethanol.
- WR-093A, WR-359A, WR-359A-DUP, EB-4, Trip Blank – acrylonitrile, ethanol.

### 5.4.3 Representativeness

Representativeness expresses the degree to which the sample data accurately and precisely represent the media being sampled at a specific location at a specific time. Representativeness was achieved through use of the standard field and analytical procedures described in the Quality Assurance Project Plan (QAPP; LFR 2003).

### 5.4.4 Comparability

Comparability is the confidence with which one data set can be compared to other data. The objectives for this program were to produce data with the greatest degree of comparability possible. Comparability was achieved by following procedures outlined in the QAPP, including using standard methods for sampling and analysis, reporting data in standard units, and using standard and comprehensive reporting formats.

### 5.4.5 Completeness

Measurements of completeness can be defined as the ratio of usable measurements obtained to the total number of planned measurements for an activity. Usable measurements were those not rejected by the laboratory data validation. The requirement for completeness was 90 percent of the samples collected. One hundred percent of the laboratory results were accepted for use.

## 5.5 Summary of Data Quality

During the first quarter 2024 sampling event, sample locations R-067A and R-067A-DUP were analyzed at a 13.7-fold dilution and a 14.6-fold dilution, respectively. The lab only reported the diluted result.

During the second quarter 2024 sampling event, overall system performance was acceptable. Other than for those deviations specifically mentioned in the review, the overall data quality is within the guidelines specified in the method.

## 5.6 Field Quality Control Samples

### 5.6.1 Equipment Blank Samples

Arcadis collected three equipment blank samples during the first quarter 2024 sampling event. Two equipment blank samples were collected during the sampling event (EB-1 and EB-2), and one during the last day of sampling the wells (EB-3). Arcadis collected four equipment blank samples during the second quarter 2024 sampling event. Three equipment blank samples were collected during the sampling event (EB-1, EB-2, EB-3), and one during the last day of sampling the wells (EB-4). Equipment blanks were collected after following decontamination procedures (see Section 5.1) by pouring water through the sampling tee or over the sample pump, then collecting the water in laboratory-supplied VOA vials. The equipment blank samples were collected, numbered, and handled in the same manner as the other samples. The samples were analyzed for VOCs in accordance with USEPA Method 8260B. No VOCs were detected in any of the equipment blank samples, except for TBA in EB-1 (21.3 µg/L) and EB-2 (13.6 µg/L) in the first quarter 2024 and EB-2 (216 µg/L) in the second quarter 2024.

### 5.6.2 Trip Blanks

Pace provided Arcadis with a trip blank for each cooler. The trip blank was prepared by Pace by pouring laboratory-grade distilled/deionized water into a clean, unused sample container. The trip blank accompanied other sample containers during field activities and back to the laboratory. No VOCs were detected in the trip blanks analyzed, except for Trip Blank dated 5/16/2024 (10.5 µg/L).

# 6 Conclusions

Groundwater monitoring activities during the first and second quarter of 2024 included monthly measurements of depth-to-water and depth-to-product, and quarterly collection and analysis of groundwater samples. The following conclusions are based on evaluation of the above data:

- No free product was measured during the first or second quarter of 2024.
- In general, groundwater elevations increased from January 2024 to June 2024 Groundwater flow patterns continue to be similar to those observed since completion of the groundwater monitoring network. Contours across and to the west side of Silvercroft Wash indicate that recharge through the wash results in a groundwater flow divide.
- For the first quarter 2024 sampling event the following was observed:
  - Analytical results for the sampled SFPP wells were either non-detect or below AWQS for BTEX. BTEX was either non-detect below the laboratory reporting limit or below AWQS in the SFPP sampled COT wells. Reporting limits for samples MW-26, MW-29S, and MW-32S were elevated due to dilution for analyses. The plume of dissolved-phase BTEX above AWQS remains delineated to the south, west, east, and north
  - MTBE was detected above the 20 µg/L level in SFPP wells MW-29S (19,100 µg/L), and MW-32S (4,900 µg/L). MTBE was detected above the 20 µg/L level in COT wells R-067A (85.5 µg/L), WR-359A (313 µg/L), WR-430A (857 µg/L), and WR-464A (27.3 µg/L). The plume of dissolved-phase MTBE remains delineated to the south, west, east, and north.
  - TBA was detected above laboratory reporting limits in SFPP wells MW-02 (22.7 µg/L), MW-04 (41.3 µg/L), MW-05 (5.19 µg/L), MW-13 (6.82 µg/L), MW-19 (7.4 µg/L), MW-21 (22.9 µg/L), and MW-26 (805 µg/L). TBA was detected above laboratory reporting limits in COT wells R-067A (14,600 µg/L), R-122A (5.74 µg/L), WR-359A (26,800 µg/L), WR-430A (1,880 µg/L), and WR-464A (142 µg/L). There is no AWQS established for TBA.
  - PCE concentrations above laboratory reporting limits in SFPP wells MW-27 (2.13 µg/L) and MW-28 (16.6 µg/L). The AWQS for PCE is 5 µg/L. TCE concentrations were detected in well MW-28 (2.16 µg/L), however, this concentration did not exceed the AWQS of 5 µg/L for TCE. The PCE and TCE are likely from one or more landfills in the vicinity. The SFPP pipelines carry fuels only; therefore, the pipeline release could not have been a source of PCE or TCE.
- For the second quarter 2024 sampling event, the following was observed:
  - Analytical results for the sampled SFPP wells were either non-detect or below AWQS for BTEX. BTEX was either non-detect below the laboratory reporting limit or below AWQS in the SFPP sampled COT wells. Reporting limits for samples MW-29S, MW-32S, R-067A, and WR-430A were elevated due to dilution for analyses. The plume of dissolved-phase BTEX above AWQS remains delineated to the south, west, east, and north.
  - MTBE was detected above the 20 µg/L level in SFPP wells MW-29S (16,200 µg/L), and MW-32S (103 µg/L). MTBE was detected above the 20 µg/L level in COT wells R-067A (124 µg/L), WR-359A (185 µg/L), WR-430A (416 µg/L), and WR-464A (27.8 µg/L). The plume of dissolved-phase MTBE remains delineated to the south, west, east, and north.
  - TBA was detected above laboratory reporting limits in SFPP wells MW-04 (32.0 µg/L), MW-22 (8.04 µg/L), MW-26 (388 µg/L), and MW-27 (6.30 µg/L). TBA was detected above laboratory reporting limits in COT wells R-067A (11,300 µg/L), WR-359A (19,300 µg/L), WR-430A (2,750 µg/L), and WR-464A (191 µg/L). There is no AWQS established for TBA.

  - PCE concentrations above laboratory reporting limits in SFPP wells MW-27 (1.96 µg/L) and MW-28 (13.7 µg/L). The AWQS for PCE is 5 µg/L. TCE concentrations were detected in well MW-28 (1.74 µg/L), however, this concentration did not exceed the AWQS of 5 µg/L for TCE. The PCE and TCE are likely from one or more landfills in the vicinity. The SFPP pipelines carry fuels only; therefore, the pipeline release could not have been a source of PCE or TCE.

- The intermediate (MW-29M, MW-31M, MW-32M) and deep (MW-29D, MW-31D, MW-32D) wells were not sampled during the first and second quarter of 2024 due to on-going air sparging.
- Measurements of MNA parameters in groundwater suggest that variations are due to natural attenuation of hydrocarbons in some wells and to landfill water quality impacts in the northeast portion of the study area.
- Groundwater samples collected during the first and second quarters indicate that air sparging continues to be effective in increasing dissolved oxygen levels and enhancing aerobic biodegradation of MTBE mass.

# 7 Upcoming Work

Groundwater Sampling

Depth-to-water and depth-to-product measurements will be collected monthly. The next quarterly sampling event was conducted in August 2024.

Soil Vapor Extraction

Completion of the soil vapor extraction and treatment system operation has been approved by ADEQ. ADEQ granted a No Further Action Determination for Soil; Non-Source Area Soils SFPP Silvercroft Wash Release Site, Tucson, Arizona, Site Code: 506251-00 on October 9, 2018 and a No Further Action Determination for Soil for Source Area Soils, SFPP Silvercroft Wash Release Site, Tucson, Arizona, Site Code: 506251-00 on November 12, 2019.

Reporting

Arcadis submitted the final RAP to ADEQ on May 5, 2023. ADEQ approved the RAP in a letter dated May 16, 2023. As discussed in the RAP, semiannual reports will be submitted summarizing field activities, analytical results, and sparge system performance. The next semiannual report will be submitted in the first quarter of 2025.

Air Sparge Performance Evaluation

The air sparge system is operating and injecting air into MW-29M, MW-29D, MW-31M, MW-31D, MW-32M, and MW-32D. Semiannual reports will be submitted to ADEQ summarizing field activities, analytical results, and sparge system performance. An annual evaluation of data will be performed using a Mann-Kendall analysis described in the RAP and will be included in the second semiannual report to be submitted in the first quarter of 2025.

# 8 Limitations Statement

The opinions and recommendations presented in this report are based upon the scope of services, information obtained through the performance of the services, and the schedule as agreed upon by Arcadis and the party for whom this report was originally prepared. This report is an instrument of professional service and was prepared in accordance with the generally accepted standards and level of skill and care under similar conditions and

circumstances established by the environmental consulting industry. No representation, warranty or guarantee, express or implied, is intended or given. To the extent that Arcadis relied upon any information prepared by other parties not under contract to Arcadis, Arcadis makes no representation as to the accuracy or completeness of such information. This report is expressly for the sole and exclusive use of the party for whom this report was originally prepared for a particular purpose. Only the party for whom this report was originally prepared and/or other specifically named parties have the right to make use of and rely upon this report. Reuse of this report or any portion thereof for other than its intended purpose, or if modified, or if used by third parties, shall be at the user's sole risk.

Results of any investigations or testing and any findings presented in this report apply solely to conditions existing at the time when Arcadis' investigative work was performed. It must be recognized that any such investigative or testing activities are inherently limited and do not represent a conclusive or complete characterization. Conditions in other parts of the project site may vary from those at the locations where data were collected. Arcadis' ability to interpret investigation results is related to the availability of the data and the extent of the investigation activities. As such, 100 percent confidence in environmental investigation conclusions cannot reasonably be achieved.

Arcadis, therefore, does not provide any guarantees, certifications or warranties regarding any conclusions regarding environmental contamination of any such property. Furthermore, nothing contained in this document shall relieve any other party of its responsibility to abide by contract documents and applicable laws, codes, regulations or standards.

# 9 References

The following references were utilized in the preparation of this report:

ADEQ. 2018. No Further Action Determination for Soil; Non-Source Area Sols SFPP Silver Croft Wash Release Site, Tucson Arizona, Site Code: 506251-00. October 9.

ADEQ. 2019. No Further Action Determination for Soil for Source Area Soils, SFPP Silvercroft Wash Release Site, Tucson, Arizona, Site Code: 506251-00. November 12.

ADEQ. 2023. Review of Remedial Action Plan, SFPP Silvercroft Wash Release Site, Tucson, Arizona, Site Code: 506251-00. May 16.

Arcadis. 2013. Monitoring Well Installation and Sampling Work Plan, Silvercroft Wash Pipeline Release Site, Tucson, Arizona. October 21.

Arcadis. 2014. First Quarter 2014 Groundwater Monitoring Report, SFPP L.P. – Silvercroft Wash Release Site, Tucson, Arizona. May 14.

Arcadis. 2017. Final Remedial Investigation Report, Silvercroft Wash Release Site, Tucson, Arizona. May 18.

Arcadis. 2023. Remedial Action Plan, Silvercroft Wash Release Site, Voluntary Remediation Program Site 506251-00, Tucson, Arizona. May 5.

Davidson, E.S. 1973. Geohistory and Water Resources of the Tucson Basin, Arizona. United States Geological Survey Paper 1939-E.

ITRC (Interstate Technology & Regulatory Council). 2005. Overview of Groundwater Remediation Technologies for MTBE and TBA. MTBE-1. Washington, D.C.: Interstate Technology & Regulatory Council, MTBE and Other Fuel Oxygenates Team. Available on the Internet at http://www.itrcweb.org. February.

LFR. 2003. Quality Assurance Project Plan for SFPP, L.P. Silvercroft Wash Release Site. October 28.

LFR. 2005. Final Consolidated and Updated Proposed Remediation Work Plan, SFPP L.P. – Silvercroft Wash Release Site, Tucson, Arizona. January 6.

Tucson Water. 1988. Phase A, Tucson Recharge Feasibility Assessment; Prepared by CH2Mhill, in association with Errol L. Montgomery & Associates, Inc. and L.G. Wilson, recharge specialist for Tucson Water. March.

USEPA. 1999. USEPA Contract Laboratory Program National Functional Guidelines For Organic Data Review (EPA 540/R-99/008 October 1999).

USEPA. 2020. National Functional Guidelines For Organic Superfund Methods Data Review. (EPA 540-R-20-005 November 2020).

# Tables

**Table 1**
**Groundwater Elevation and LNAPL Thickness Data,**
**First and Second Quarter 2024**
**Kinder Morgan, Inc.**
**Silvercroft Wash Release Site, Tucson, Arizona**

| Well ID | Measurement Date | Measuring Point Elevation (ft amsl) | Depth to LNAPL (ft btoc) | Depth to Water (ft btoc) | Apparent LNAPL Thickness (ft) | Uncorrected Groundwater Elevation (ft amsl) | Potentiometric Surface Elevation (ft amsl) |
|---|---|---|---|---|---|---|---|
| MW-01 | 2/28/2024 | 2294.48 | NP | 154.22 | NP | 2140.26 | 2140.26 |
| MW-01 | 3/28/2024 | 2294.48 | NP | 153.63 | NP | 2140.85 | 2140.85 |
| MW-01 | 4/30/2024 | 2294.48 | NP | 152.82 | NP | 2141.66 | 2141.66 |
| MW-01 | 5/23/2024 | 2294.48 | NP | 153.11 | NP | 2141.37 | 2141.37 |
| MW-01 | 6/26/2024 | 2294.48 | NP | 152.32 | NP | 2142.16 | 2142.16 |
| MW-02 | 2/28/2024 | 2290.25 | NP | 150.02 | NP | 2140.23 | 2140.23 |
| MW-02 | 3/28/2024 | 2290.25 | NP | 149.62 | NP | 2140.63 | 2140.63 |
| MW-02 | 4/30/2024 | 2290.25 | NP | 148.61 | NP | 2141.64 | 2141.64 |
| MW-02 | 5/23/2024 | 2290.25 | NP | 148.83 | NP | 2141.42 | 2141.42 |
| MW-02 | 6/26/2024 | 2290.25 | NP | 148.10 | NP | 2142.15 | 2142.15 |
| MW-03 | 2/28/2024 | 2295.19 | NP | 153.35 | NP | 2141.84 | 2141.84 |
| MW-03 | 3/28/2024 | 2295.19 | NP | 152.60 | NP | 2142.59 | 2142.59 |
| MW-03 | 4/30/2024 | 2295.19 | NP | 152.80 | NP | 2142.39 | 2142.39 |
| MW-03 | 5/23/2024 | 2295.19 | NP | 23:31 | NP | 2142.21 | 2142.21 |
| MW-03 | 6/26/2024 | 2295.19 | NP | 152.28 | NP | 2142.91 | 2142.91 |
| MW-04 | 2/28/2024 | 2295.26 | NP | 155.05 | NP | 2140.21 | 2140.21 |
| MW-04 | 3/28/2024 | 2295.26 | NP | 154.50 | NP | 2140.76 | 2140.76 |
| MW-04 | 4/30/2024 | 2295.26 | NP | 153.64 | NP | 2141.62 | 2141.62 |
| MW-04 | 5/23/2024 | 2295.26 | NP | 3:50 | NP | 2142.10 | 2142.10 |
| MW-04 | 6/26/2024 | 2295.26 | NP | 153.08 | NP | 2142.18 | 2142.18 |
| MW-05 | 2/28/2024 | 2294.61 | NP | 155.09 | NP | 2139.52 | 2139.52 |
| MW-05 | 3/28/2024 | 2294.61 | NP | 154.46 | NP | 2140.15 | 2140.15 |
| MW-05 | 4/30/2024 | 2294.61 | NP | 153.68 | NP | 2140.93 | 2140.93 |
| MW-05 | 5/23/2024 | 2294.61 | NP | 153.13 | NP | 2141.48 | 2141.48 |
| MW-05 | 6/26/2024 | 2294.61 | NP | 153.10 | NP | 2141.51 | 2141.51 |
| MW-06 | 2/28/2024 | 2289.63 | NP | 150.43 | NP | 2139.20 | 2139.20 |
| MW-06 | 3/28/2024 | 2289.63 | NP | 149.80 | NP | 2139.83 | 2139.83 |
| MW-06 | 4/30/2024 | 2289.63 | NP | 148.38 | NP | 2141.25 | 2141.25 |
| MW-06 | 5/23/2024 | 2289.63 | NP | 147.02 | NP | 2142.61 | 2142.61 |
| MW-06 | 6/26/2024 | 2289.63 | NP | 147.85 | NP | 2141.78 | 2141.78 |
| MW-07 | 2/28/2024 | 2292.16 | NP | 150.13 | NP | 2142.03 | 2142.03 |
| MW-07 | 3/28/2024 | 2292.16 | NP | 149.47 | NP | 2142.69 | 2142.69 |
| MW-07 | 4/30/2024 | 2292.16 | NP | 148.80 | NP | 2143.36 | 2143.36 |
| MW-07 | 5/23/2024 | 2292.16 | NP | 149.00 | NP | 2143.16 | 2143.16 |
| MW-07 | 6/26/2024 | 2292.16 | NP | 148.35 | NP | 2143.81 | 2143.81 |
| MW-08 | 2/28/2024 | 2294.90 | NP | 153.69 | NP | 2141.21 | 2141.21 |
| MW-08 | 3/28/2024 | 2294.90 | NP | 152.98 | NP | 2141.92 | 2141.92 |
| MW-08 | 4/30/2024 | 2294.90 | NP | 152.22 | NP | 2142.68 | 2142.68 |
| MW-08 | 5/23/2024 | 2294.90 | NP | 151.44 | NP | 2143.46 | 2143.46 |
| MW-08 | 6/26/2024 | 2294.90 | NP | 151.74 | NP | 2143.16 | 2143.16 |
| MW-09 | 2/28/2024 | 2294.12 | NP | 154.24 | NP | 2139.88 | 2139.88 |
| MW-09 | 3/28/2024 | 2294.12 | NP | 153.64 | NP | 2140.48 | 2140.48 |
| MW-09 | 4/30/2024 | 2294.12 | NP | 152.84 | NP | 2141.28 | 2141.28 |
| MW-09 | 5/23/2024 | 2294.12 | NP | 152.31 | NP | 2141.81 | 2141.81 |

**Table 1**
**Groundwater Elevation and LNAPL Thickness Data,**
**First and Second Quarter 2024**
**Kinder Morgan, Inc.**
**Silvercroft Wash Release Site, Tucson, Arizona**

| Well ID | Measurement Date | Measuring Point Elevation (ft amsl) | Depth to LNAPL (ft btoc) | Depth to Water (ft btoc) | Apparent LNAPL Thickness (ft) | Uncorrected Groundwater Elevation (ft amsl) | Potentiometric Surface Elevation (ft amsl) |
|---|---|---|---|---|---|---|---|
| MW-09 | 6/26/2024 | 2294.12 | NP | 152.28 | NP | 2141.84 | 2141.84 |
| MW-10 | 2/28/2024 | 2294.55 | NP | 154.70 | NP | 2139.85 | 2139.85 |
| MW-10 | 3/28/2024 | 2294.55 | NP | 154.08 | NP | 2140.47 | 2140.47 |
| MW-10 | 4/30/2024 | 2294.55 | NP | 153.28 | NP | 2141.27 | 2141.27 |
| MW-10 | 5/23/2024 | 2294.55 | NP | 152.73 | NP | 2141.82 | 2141.82 |
| MW-10 | 6/26/2024 | 2294.55 | NP | 152.71 | NP | 2141.84 | 2141.84 |
| MW-11 | 2/28/2024 | 2290.63 | NP | 150.50 | NP | 2140.13 | 2140.13 |
| MW-11 | 3/28/2024 | 2290.63 | NP | 149.06 | NP | 2141.57 | 2141.57 |
| MW-11 | 4/30/2024 | 2290.63 | NP | 148.21 | NP | 2142.42 | 2142.42 |
| MW-11 | 5/23/2024 | 2290.63 | NP | 147.83 | NP | 2142.80 | 2142.80 |
| MW-11 | 6/26/2024 | 2290.63 | NP | 148.67 | NP | 2141.96 | 2141.96 |
| MW-12 | 2/28/2024 | 2291.61 | NP | 152.00 | NP | 2139.61 | 2139.61 |
| MW-12 | 3/28/2024 | 2291.61 | NP | 151.40 | NP | 2140.21 | 2140.21 |
| MW-12 | 4/30/2024 | 2291.61 | NP | 150.59 | NP | 2141.02 | 2141.02 |
| MW-12 | 5/23/2024 | 2291.61 | NP | 150.13 | NP | 2141.48 | 2141.48 |
| MW-12 | 6/26/2024 | 2291.61 | NP | 150.14 | NP | 2141.47 | 2141.47 |
| MW-13 | 2/28/2024 | 2289.75 | NP | 151.88 | NP | 2137.87 | 2137.87 |
| MW-13 | 3/28/2024 | 2289.75 | NP | 151.12 | NP | 2138.63 | 2138.63 |
| MW-13 | 4/30/2024 | 2289.75 | NP | 149.34 | NP | 2140.41 | 2140.41 |
| MW-13 | 5/23/2024 | 2289.75 | NP | 148.89 | NP | 2140.86 | 2140.86 |
| MW-13 | 6/26/2024 | 2289.75 | NP | 149.95 | NP | 2139.80 | 2139.80 |
| MW-14 | 2/28/2024 | 2290.49 | NP | 152.33 | NP | 2138.16 | 2138.16 |
| MW-14 | 3/28/2024 | 2290.49 | NP | 151.68 | NP | 2138.81 | 2138.81 |
| MW-14 | 4/30/2024 | 2290.49 | NP | 150.79 | NP | 2139.70 | 2139.70 |
| MW-14 | 5/23/2024 | 2290.49 | NP | 150.38 | NP | 2140.11 | 2140.11 |
| MW-14 | 6/26/2024 | 2290.49 | NP | 150.31 | NP | 2140.18 | 2140.18 |
| MW-15 | 2/28/2024 | 2291.28 | NP | 150.79 | NP | 2140.49 | 2140.49 |
| MW-15 | 3/28/2024 | 2291.28 | NP | 150.19 | NP | 2141.09 | 2141.09 |
| MW-15 | 4/30/2024 | 2291.28 | NP | 149.40 | NP | 2141.88 | 2141.88 |
| MW-15 | 5/23/2024 | 2291.28 | NP | 149.03 | NP | 2142.25 | 2142.25 |
| MW-15 | 6/26/2024 | 2291.28 | NP | 149.00 | NP | 2142.28 | 2142.28 |
| MW-16 | 2/28/2024 | 2289.53 | NP | 151.72 | NP | 2137.81 | 2137.81 |
| MW-16 | 3/28/2024 | 2289.53 | NP | 151.13 | NP | 2138.40 | 2138.40 |
| MW-16 | 4/30/2024 | 2289.53 | NP | 150.64 | NP | 2138.89 | 2138.89 |
| MW-16 | 5/23/2024 | 2289.53 | NP | 150.28 | NP | 2139.25 | 2139.25 |
| MW-16 | 6/26/2024 | 2289.53 | NP | 149.62 | NP | 2139.91 | 2139.91 |
| MW-17 | 2/28/2024 | 2286.73 | NP | 147.64 | NP | 2139.09 | 2139.09 |
| MW-17 | 3/28/2024 | 2286.73 | NP | 147.08 | NP | 2139.65 | 2139.65 |
| MW-17 | 4/30/2024 | 2286.73 | NP | 146.21 | NP | 2140.52 | 2140.52 |
| MW-17 | 5/23/2024 | 2286.73 | NP | 145.32 | NP | 2141.41 | 2141.41 |
| MW-17 | 6/26/2024 | 2286.73 | NP | 145.59 | NP | 2141.14 | 2141.14 |
| MW-18 | 2/28/2024 | 2286.08 | NP | 148.43 | NP | 2137.65 | 2137.65 |
| MW-18 | 3/28/2024 | 2286.08 | NP | 147.48 | NP | 2138.60 | 2138.60 |
| MW-18 | 4/30/2024 | 2286.08 | NP | 147.02 | NP | 2139.06 | 2139.06 |

**Table 1**
**Groundwater Elevation and LNAPL Thickness Data,**
**First and Second Quarter 2024**
**Kinder Morgan, Inc.**
**Silvercroft Wash Release Site, Tucson, Arizona**

| Well ID | Measurement Date | Measuring Point Elevation (ft amsl) | Depth to LNAPL (ft btoc) | Depth to Water (ft btoc) | Apparent LNAPL Thickness (ft) | Uncorrected Groundwater Elevation (ft amsl) | Potentiometric Surface Elevation (ft amsl) |
|---|---|---|---|---|---|---|---|
| MW-18 | 5/23/2024 | 2286.08 | NP | 146.42 | NP | 2139.66 | 2139.66 |
| MW-18 | 6/26/2024 | 2286.08 | NP | 146.29 | NP | 2139.79 | 2139.79 |
| MW-19 | 2/28/2024 | 2286.34 | NP | 146.60 | NP | 2139.74 | 2139.74 |
| MW-19 | 3/28/2024 | 2286.34 | NP | 145.99 | NP | 2140.35 | 2140.35 |
| MW-19 | 4/30/2024 | 2286.34 | NP | 145.22 | NP | 2141.12 | 2141.12 |
| MW-19 | 5/23/2024 | 2286.34 | NP | 144.65 | NP | 2141.69 | 2141.69 |
| MW-19 | 6/26/2024 | 2286.34 | NP | 144.68 | NP | 2141.66 | 2141.66 |
| MW-20 | 2/28/2024 | 2290.38 | NP | 150.35 | NP | 2140.03 | 2140.03 |
| MW-20 | 3/28/2024 | 2290.38 | NP | 149.58 | NP | 2140.80 | 2140.80 |
| MW-20 | 4/30/2024 | 2290.38 | NP | 148.80 | NP | 2141.58 | 2141.58 |
| MW-20 | 5/23/2024 | 2290.38 | NP | 148.11 | NP | 2142.27 | 2142.27 |
| MW-20 | 6/26/2024 | 2290.38 | NP | 148.33 | NP | 2142.05 | 2142.05 |
| MW-21 | 2/28/2024 | 2285.91 | NP | 148.53 | NP | 2137.38 | 2137.38 |
| MW-21 | 3/28/2024 | 2285.91 | NP | 147.98 | NP | 2137.93 | 2137.93 |
| MW-21 | 4/30/2024 | 2285.91 | NP | 146.88 | NP | 2139.03 | 2139.03 |
| MW-21 | 5/23/2024 | 2285.91 | NP | 146.55 | NP | 2139.36 | 2139.36 |
| MW-22 | 2/28/2024 | 2286.83 | NP | 147.78 | NP | 2139.05 | 2139.05 |
| MW-22 | 3/28/2024 | 2286.83 | NP | 147.22 | NP | 2139.61 | 2139.61 |
| MW-22 | 4/30/2024 | 2286.83 | NP | 146.38 | NP | 2140.45 | 2140.45 |
| MW-22 | 5/23/2024 | 2286.83 | NP | 145.98 | NP | 2140.85 | 2140.85 |
| MW-22 | 6/26/2024 | 2286.83 | NP | 145.81 | NP | 2141.02 | 2141.02 |
| MW-23 | 2/28/2024 | 2287.43 | NP | 146.79 | NP | 2140.64 | 2140.64 |
| MW-23 | 3/28/2024 | 2287.43 | NP | 146.62 | NP | 2140.81 | 2140.81 |
| MW-23 | 4/30/2024 | 2287.43 | NP | 145.89 | NP | 2141.54 | 2141.54 |
| MW-23 | 5/23/2024 | 2287.43 | NP | 145.18 | NP | 2142.25 | 2142.25 |
| MW-23 | 6/26/2024 | 2287.43 | NP | 145.35 | NP | 2142.08 | 2142.08 |
| MW-24 | 2/28/2024 | 2283.85 | NP | 147.68 | NP | 2136.17 | 2136.17 |
| MW-24 | 3/28/2024 | 2283.85 | NP | 146.96 | NP | 2136.89 | 2136.89 |
| MW-24 | 4/30/2024 | 2283.85 | NP | 146.07 | NP | 2137.78 | 2137.78 |
| MW-24 | 5/23/2024 | 2283.85 | NP | 145.52 | NP | 2138.33 | 2138.33 |
| MW-24 | 6/26/2024 | 2283.85 | NP | 145.45 | NP | 2138.40 | 2138.40 |
| MW-25 | 2/28/2024 | 2285.05 | NP | 149.51 | NP | 2135.54 | 2135.54 |
| MW-25 | 3/28/2024 | 2285.05 | NP | 148.86 | NP | 2136.19 | 2136.19 |
| MW-25 | 4/30/2024 | 2285.05 | NP | 148.04 | NP | 2137.01 | 2137.01 |
| MW-25 | 5/23/2024 | 2285.05 | NP | 147.33 | NP | 2137.72 | 2137.72 |
| MW-25 | 6/26/2024 | 2285.05 | NP | 147.33 | NP | 2137.72 | 2137.72 |
| MW-26 | 2/28/2024 | 2286.29 | NP | 151.73 | NP | 2134.56 | 2134.56 |
| MW-26 | 3/28/2024 | 2286.29 | NP | 150.99 | NP | 2135.30 | 2135.30 |
| MW-26 | 4/30/2024 | 2286.29 | NP | 149.82 | NP | 2136.47 | 2136.47 |
| MW-26 | 5/23/2024 | 2286.29 | NP | 149.18 | NP | 2137.11 | 2137.11 |
| MW-26 | 6/26/2024 | 2286.29 | NP | 149.41 | NP | 2136.88 | 2136.88 |
| MW-27 | 2/28/2024 | 2291.12 | NP | 164.80 | NP | 2126.32 | 2126.32 |
| MW-27 | 3/28/2024 | 2291.12 | NP | 164.90 | NP | 2126.22 | 2126.22 |
| MW-27 | 4/30/2024 | 2291.12 | NP | 162.96 | NP | 2128.16 | 2128.16 |

**Table 1**
**Groundwater Elevation and LNAPL Thickness Data,**
**First and Second Quarter 2024**
**Kinder Morgan, Inc.**
**Silvercroft Wash Release Site, Tucson, Arizona**

| Well ID | Measurement Date | Measuring Point Elevation (ft amsl) | Depth to LNAPL (ft btoc) | Depth to Water (ft btoc) | Apparent LNAPL Thickness (ft) | Uncorrected Groundwater Elevation (ft amsl) | Potentiometric Surface Elevation (ft amsl) |
|---|---|---|---|---|---|---|---|
| MW-27 | 5/23/2024 | 2291.12 | NP | 162.85 | NP | 2128.27 | 2128.27 |
| MW-27 | 6/26/2024 | 2291.12 | NP | 161.88 | NP | 2129.24 | 2129.24 |
| MW-28 | 2/28/2024 | 2284.40 | NP | 159.99 | NP | 2124.41 | 2124.41 |
| MW-28 | 3/28/2024 | 2284.40 | NP | 160.11 | NP | 2124.29 | 2124.29 |
| MW-28 | 4/30/2024 | 2284.40 | NP | 157.88 | NP | 2126.52 | 2126.52 |
| MW-28 | 5/23/2024 | 2284.40 | NP | 157.97 | NP | 2126.43 | 2126.43 |
| MW-28 | 6/26/2024 | 2284.40 | NP | 156.82 | NP | 2127.58 | 2127.58 |
| MW-29S | 2/28/2024 | 2289.85 | NP | 155.94 | NP | 2133.91 | 2133.91 |
| MW-30 | 2/28/2024 | 2283.36 | NP | 148.22 | NP | 2135.14 | 2135.14 |
| MW-30 | 3/28/2024 | 2283.36 | NP | 147.55 | NP | 2135.81 | 2135.81 |
| MW-30 | 4/30/2024 | 2283.36 | NP | 146.71 | NP | 2136.65 | 2136.65 |
| MW-30 | 5/23/2024 | 2283.36 | NP | 146.08 | NP | 2137.28 | 2137.28 |
| MW-30 | 6/26/2024 | 2283.36 | NP | 145.92 | NP | 2137.44 | 2137.44 |
| R-067A | 2/28/2024 | 2299.09 | NP | 169.24 | NP | 2129.85 | 2129.85 |
| R-067A | 3/28/2024 | 2299.09 | NP | 168.68 | NP | 2130.41 | 2130.41 |
| R-067A | 4/30/2024 | 2299.09 | NP | 167.54 | NP | 2131.55 | 2131.55 |
| R-067A | 5/23/2024 | 2299.09 | NP | 167.01 | NP | 2132.08 | 2132.08 |
| R-067A | 6/26/2024 | 2299.09 | NP | 166.90 | NP | 2132.19 | 2132.19 |
| R-079A | 2/28/2024 | 2282.29 | NP | 155.77 | NP | 2126.52 | 2126.52 |
| R-079A | 3/28/2024 | 2282.29 | NP | 154.98 | NP | 2127.31 | 2127.31 |
| R-079A | 4/30/2024 | 2282.29 | NP | 153.80 | NP | 2128.49 | 2128.49 |
| R-079A | 5/23/2024 | 2282.29 | NP | 153.04 | NP | 2129.25 | 2129.25 |
| R-079A | 6/26/2024 | 2282.29 | NP | 152.88 | NP | 2129.41 | 2129.41 |
| R-082A | 2/28/2024 | 2283.81 | NP | 161.91 | NP | 2121.90 | 2121.90 |
| R-082A | 3/28/2024 | 2283.81 | NP | 161.08 | NP | 2122.73 | 2122.73 |
| R-082A | 4/30/2024 | 2283.81 | NP | 159.83 | NP | 2123.98 | 2123.98 |
| R-082A | 5/23/2024 | 2283.81 | NP | 159.02 | NP | 2124.79 | 2124.79 |
| R-082A | 6/26/2024 | 2283.81 | NP | 158.91 | NP | 2124.90 | 2124.90 |
| R-122A | 2/28/2024 | 2289.16 | NP | 159.62 | NP | 2129.54 | 2129.54 |
| R-122A | 3/28/2024 | 2289.16 | NP | 159.09 | NP | 2130.07 | 2130.07 |
| R-122A | 4/30/2024 | 2289.16 | NP | 157.89 | NP | 2131.27 | 2131.27 |
| R-122A | 5/23/2024 | 2289.16 | NP | 157.01 | NP | 2132.15 | 2132.15 |
| R-122A | 6/26/2024 | 2289.16 | NP | 156.87 | NP | 2132.29 | 2132.29 |
| WR-093A | 2/28/2024 | 2277.71 | NP | 168.76 | NP | 2108.95 | 2108.95 |
| WR-093A | 4/30/2024 | 2277.71 | NP | 164.30 | NP | 2113.41 | 2113.41 |
| WR-093A | 5/23/2024 | 2277.71 | NP | 165.18 | NP | 2112.53 | 2112.53 |
| WR-093A | 6/26/2024 | 2277.71 | NP | 165.07 | NP | 2112.64 | 2112.64 |
| WR-242A | 2/28/2024 | 2287.48 | NP | 159.94 | NP | 2127.54 | 2127.54 |
| WR-242A | 3/28/2024 | 2287.48 | NP | 159.22 | NP | 2128.26 | 2128.26 |
| WR-242A | 4/30/2024 | 2287.48 | NP | 158.38 | NP | 2129.10 | 2129.10 |
| WR-242A | 5/23/2024 | 2287.48 | NP | 157.22 | NP | 2130.26 | 2130.26 |
| WR-242A | 6/26/2024 | 2287.48 | NP | 157.11 | NP | 2130.37 | 2130.37 |
| WR-359A | 2/28/2024 | 2302.44 | NP | 173.42 | NP | 2129.02 | 2129.02 |
| WR-359A | 3/28/2024 | 2302.44 | NP | 172.81 | NP | 2129.63 | 2129.63 |

**Table 1**
**Groundwater Elevation and LNAPL Thickness Data,**
**First and Second Quarter 2024**
**Kinder Morgan, Inc.**
**Silvercroft Wash Release Site, Tucson, Arizona**

| Well ID | Measurement Date | Measuring Point Elevation (ft amsl) | Depth to LNAPL (ft btoc) | Depth to Water (ft btoc) | Apparent LNAPL Thickness (ft) | Uncorrected Groundwater Elevation (ft amsl) | Potentiometric Surface Elevation (ft amsl) |
|---|---|---|---|---|---|---|---|
| WR-359A | 4/30/2024 | 2302.44 | NP | 171.74 | NP | 2130.70 | 2130.70 |
| WR-359A | 5/23/2024 | 2302.44 | NP | 171.00 | NP | 2131.44 | 2131.44 |
| WR-359A | 6/26/2024 | 2302.44 | NP | 170.85 | NP | 2131.59 | 2131.59 |
| WR-430A | 2/28/2024 | 2300.12 | NP | 169.44 | NP | 2130.68 | 2130.68 |
| WR-430A | 3/28/2024 | 2300.12 | NP | 168.92 | NP | 2131.20 | 2131.20 |
| WR-430A | 4/30/2024 | 2300.12 | NP | 167.98 | NP | 2132.14 | 2132.14 |
| WR-430A | 5/23/2024 | 2300.12 | NP | 167.02 | NP | 2133.10 | 2133.10 |
| WR-430A | 6/26/2024 | 2300.12 | NP | 166.84 | NP | 2133.28 | 2133.28 |
| WR-463A | 2/28/2024 | 2285.27 | NP | 146.60 | NP | 2138.67 | 2138.67 |
| WR-463A | 3/28/2024 | 2285.27 | NP | 145.06 | NP | 2140.21 | 2140.21 |
| WR-463A | 4/30/2024 | 2285.27 | NP | 145.38 | NP | 2139.89 | 2139.89 |
| WR-463A | 5/23/2024 | 2285.27 | NP | 144.81 | NP | 2140.46 | 2140.46 |
| WR-463A | 6/26/2024 | 2285.27 | NP | 144.72 | NP | 2140.55 | 2140.55 |
| WR-464A | 2/28/2024 | 2288.82 | NP | 159.56 | NP | 2129.26 | 2129.26 |
| WR-464A | 3/28/2024 | 2288.82 | NP | 158.98 | NP | 2129.84 | 2129.84 |
| WR-464A | 4/30/2024 | 2288.82 | NP | 157.94 | NP | 2130.88 | 2130.88 |
| WR-464A | 5/23/2024 | 2288.82 | NP | 157.02 | NP | 2131.80 | 2131.80 |
| WR-464A | 6/26/2024 | 2288.82 | NP | 156.85 | NP | 2131.97 | 2131.97 |
| WR-467A | 2/28/2024 | 2298.53 | NP | 168.08 | NP | 2130.45 | 2130.45 |
| WR-467A | 3/28/2024 | 2298.53 | NP | 167.62 | NP | 2130.91 | 2130.91 |
| WR-467A | 4/30/2024 | 2298.53 | NP | 166.55 | NP | 2131.98 | 2131.98 |
| WR-467A | 5/23/2024 | 2298.53 | NP | 165.70 | NP | 2132.83 | 2132.83 |
| WR-467A | 6/26/2024 | 2298.53 | NP | 165.54 | NP | 2132.99 | 2132.99 |

**NOTES**
· For potentiometric surface calculations, specific gravity = 0.75.
· NP = No light non-aqueous phase liquid (LNAPL) detected.

**Table 2**
**Groundwater Analytical Results, First and Second Quarter 2024**
**Kinder Morgan, Inc.**
**Silvercroft Wash Release Site, Tucson, Arizona**

| Well ID | Quality Control Sample | Sample Date | Benzene (µg/L) | Toluene (µg/L) | Ethylbenzene (µg/L) | Xylenes, Total (µg/L) | MTBE (µg/L) | TBA (µg/L) | PCE (µg/L) | TCE (µg/L) | C12DCE (µg/L) | $CCl_2F_2$ (µg/L) |
|---|---|---|---|---|---|---|---|---|---|---|---|---|
| Arizona AWQS (µg/L) | | | 5 | 1,000 | 700 | 10,000 | N/A | N/A | 5 | 5 | 70 | N/A |
| MW-01 | | 2/29/2024 | <1.00 | <1.00 | <1.00 | <3.00 | <1.00 | <5.00 | <1.00 | <1.00 | <1.00 | <5.00 |
| MW-01 | | 5/14/2024 | <1.00 | <1.00 | <1.00 | <3.00 | 1.20 | <5.00 | <1.00 | <1.00 | <1.00 | <5.00 |
| MW-02 | | 3/1/2024 | <1.00 | <1.00 | 95.3 | 21.9 | 2.24 | 22.7 | <1.00 | <1.00 | <1.00 | <5.00 |
| MW-02 | Duplicate | 3/1/2024 | <1.00 | <1.00 | 106 | 26.1 | 2.32 | 15.3 | <1.00 | <1.00 | <1.00 | <5.00 |
| MW-02 | | 5/15/2024 | <1.00 | <1.00 | 41.1 | 21.5 | 1.23 | <5.00 | <1.00 | <1.00 | <1.00 | <5.00 |
| MW-04 | | 2/29/2024 | <1.00 | <1.00 | <1.00 | <3.00 | 9.12 | 41.3 | <1.00 | <1.00 | <1.00 | <5.00 |
| MW-04 | | 5/14/2024 | <1.00 | <1.00 | <1.00 | <3.00 | 9.79 | 32.0 | <1.00 | <1.00 | <1.00 | <5.00 |
| MW-05 | | 2/29/2024 | <1.00 | <1.00 | <1.00 | <3.00 | <1.00 | 5.19 | <1.00 | <1.00 | <1.00 | <5.00 |
| MW-05 | | 5/14/2024 | <1.00 | <1.00 | <1.00 | <3.00 | <1.00 | <5.00 | <1.00 | <1.00 | <1.00 | <5.00 |
| MW-06 | | 3/6/2024 | <1.00 | <1.00 | <1.00 | <3.00 | <1.00 | <5.00 | <1.00 | <1.00 | <1.00 | <5.00 |
| MW-06 | | 5/15/2024 | <1.00 | <1.00 | <1.00 | <3.00 | <1.00 | <5.00 | <1.00 | <1.00 | <1.00 | <5.00 |
| MW-13 | | 2/29/2024 | <1.00 | <1.00 | <1.00 | <3.00 | <1.00 | 6.82 | <1.00 | <1.00 | <1.00 | <5.00 |
| MW-13 | | 5/14/2024 | <1.00 | <1.00 | <1.00 | <3.00 | <1.00 | <5.00 | <1.00 | <1.00 | <1.00 | <5.00 |
| MW-14 | | 2/29/2024 | <1.00 | <1.00 | <1.00 | <3.00 | <1.00 | <5.00 | <1.00 | <1.00 | <1.00 | <5.00 |
| MW-14 | | 5/14/2024 | <1.00 | <1.00 | <1.00 | <3.00 | <1.00 | <5.00 | <1.00 | <1.00 | <1.00 | <5.00 |
| MW-16 | | 3/5/2024 | <1.00 | <1.00 | <1.00 | <3.00 | <1.00 | <5.00 | <1.00 | <1.00 | <1.00 | <5.00 |
| MW-16 | | 5/16/2024 | <1.00 | <1.00 | <1.00 | <3.00 | <1.00 | <5.00 | <1.00 | <1.00 | <1.00 | <5.00 |
| MW-17 | | 3/5/2024 | <1.00 | <1.00 | <1.00 | <3.00 | <1.00 | <5.00 | <1.00 | <1.00 | <1.00 | <5.00 |
| MW-17 | Duplicate | 3/5/2024 | <1.00 | <1.00 | <1.00 | <3.00 | <1.00 | <5.00 | <1.00 | <1.00 | <1.00 | <5.00 |
| MW-17 | | 5/15/2024 | <1.00 | <1.00 | <1.00 | <3.00 | <1.00 | <5.00 | <1.00 | <1.00 | <1.00 | <5.00 |
| MW-18 | | 3/1/2024 | <1.00 | <1.00 | <1.00 | <3.00 | <1.00 | <5.00 | <1.00 | <1.00 | <1.00 | <5.00 |
| MW-18 | | 5/20/2024 | <1.00 | <1.00 | <1.00 | <3.00 | <1.00 | <5.00 | <1.00 | <1.00 | <1.00 | <5.00 |
| MW-18 | Duplicate | 5/20/2024 | <1.00 | <1.00 | <1.00 | <3.00 | <1.00 | <5.00 | <1.00 | <1.00 | <1.00 | <5.00 |
| MW-19 | | 3/5/2024 | <1.00 | <1.00 | <1.00 | <3.00 | 2.06 | 7.40 | <1.00 | <1.00 | <1.00 | <5.00 |
| MW-19 | | 5/15/2024 | <1.00 | <1.00 | <1.00 | <3.00 | 2.23 | <5.00 | <1.00 | <1.00 | <1.00 | <5.00 |
| MW-19 | Duplicate | 5/15/2024 | <1.00 | <1.00 | <1.00 | <3.00 | 2.21 | <5.00 | <1.00 | <1.00 | <1.00 | <5.00 |
| MW-20 | | 3/4/2024 | <1.00 | <1.00 | <1.00 | <3.00 | <1.00 | <5.00 | <1.00 | <1.00 | <1.00 | <5.00 |
| MW-20 | | 5/15/2024 | <1.00 | <1.00 | <1.00 | <3.00 | <1.00 | <5.00 | <1.00 | <1.00 | <1.00 | <5.00 |
| MW-21 | | 3/4/2024 | <1.00 | <1.00 | <1.00 | <3.00 | 2.69 | 22.9 | <1.00 | <1.00 | <1.00 | <5.00 |
| MW-21 | | 5/21/2024 | <1.00 | <1.00 | <1.00 | <3.00 | 1.18 | <5.00 | <1.00 | <1.00 | <1.00 | <5.00 |
| MW-22 | | 3/4/2024 | <1.00 | <1.00 | <1.00 | <3.00 | <1.00 | <5.00 | <1.00 | <1.00 | <1.00 | <5.00 |

**Table 2**
**Groundwater Analytical Results, First and Second Quarter 2024**
**Kinder Morgan, Inc.**
**Silvercroft Wash Release Site, Tucson, Arizona**

| Well ID | Quality Control Sample | Sample Date | Benzene (µg/L) | Toluene (µg/L) | Ethylbenzene (µg/L) | Xylenes, Total (µg/L) | MTBE (µg/L) | TBA (µg/L) | PCE (µg/L) | TCE (µg/L) | C12DCE (µg/L) | $CCl_2F_2$ (µg/L) |
|---|---|---|---|---|---|---|---|---|---|---|---|---|
| Arizona AWQS (µg/L) | | | 5 | 1,000 | 700 | 10,000 | N/A | N/A | 5 | 5 | 70 | N/A |
| MW-22 | | 5/16/2024 | <1.00 | <1.00 | <1.00 | <3.00 | <1.00 | 8.04 | <1.00 | <1.00 | <1.00 | <5.00 |
| MW-24 | | 3/1/2024 | <1.00 | <1.00 | <1.00 | <3.00 | 2.80 | <5.00 | <1.00 | <1.00 | <1.00 | <5.00 |
| MW-24 | | 5/20/2024 | <1.00 | <1.00 | <1.00 | <3.00 | 1.78 | <5.00 | <1.00 | <1.00 | <1.00 | <5.00 |
| MW-25 | | 3/1/2024 | <1.00 | <1.00 | <1.00 | <3.00 | <1.00 | <5.00 | <1.00 | <1.00 | <1.00 | <5.00 |
| MW-25 | | 5/14/2024 | <1.00 | <1.00 | <1.00 | <3.00 | <1.00 | <5.00 | <1.00 | <1.00 | <1.00 | <5.00 |
| MW-26 | | 3/5/2024 | <5.00 | <5.00 | <5.00 | <15.0 | <5.00 | 805 | <5.00 | <5.00 | <5.00 | <25.0 |
| MW-26 | | 5/20/2024 | <1.00 | <1.00 | <1.00 | <3.00 | 1.70 | 388 | <1.00 | <1.00 | <1.00 | <5.00 |
| MW-27 | | 3/5/2024 | <1.00 | <1.00 | <1.00 | <3.00 | <1.00 | <5.00 | 2.13 | <1.00 | <1.00 | <5.00 |
| MW-27 | | 5/16/2024 | <1.00 | <1.00 | <1.00 | <3.00 | <1.00 | 6.30 | 1.74 | <1.00 | <1.00 | <5.00 |
| MW-27 | Duplicate | 5/16/2024 | <1.00 | <1.00 | <1.00 | <3.00 | <1.00 | 5.29 | 1.96 | <1.00 | <1.00 | <5.00 |
| MW-28 | | 3/6/2024 | <1.00 | <1.00 | <1.00 | <3.00 | <1.00 | <5.00 | **16.6** | 2.13 | <1.00 | <5.00 |
| MW-28 | Duplicate | 3/6/2024 | <1.00 | <1.00 | <1.00 | <3.00 | <1.00 | <5.00 | **16.6** | 2.16 | <1.00 | <5.00 |
| MW-28 | | 5/20/2024 | <1.00 | <1.00 | <1.00 | <3.00 | <1.00 | <5.00 | **13.7** | 1.74 | <1.00 | <5.00 |
| MW-29S | | 3/6/2024 | <200 | <200 | <200 | <600 | 19,100 | <1,000 | <200 | <200 | <200 | <1,000 |
| MW-29S | | 5/16/2024 | <200 | <200 | <200 | <600 | 16,200 | <1,000 | <200 | <200 | <200 | <1,000 |
| MW-30 | | 3/4/2024 | <1.00 | <1.00 | <1.00 | <3.00 | <1.00 | <5.00 | <1.00 | <1.00 | <1.00 | <5.00 |
| MW-30 | | 5/20/2024 | <1.00 | <1.00 | <1.00 | <3.00 | <1.00 | <5.00 | <1.00 | <1.00 | <1.00 | <5.00 |
| MW-32S | | 3/6/2024 | <50.0 | <50.0 | <50.0 | <150 | 4,900 | <250 | <50.0 | <50.0 | <50.0 | <250 |
| MW-32S | | 5/16/2024 | <5.00 | <5.00 | <5.00 | <15.0 | 103 | <25.0 | <5.00 | <5.00 | <5.00 | <25.0 |
| R-067A | | 3/13/2024 | <1.00 | <1.00 | <1.00 | <3.00 | 82.9 | 13,700 | <1.00 | <1.00 | <1.00 | <5.00 |
| R-067A | Duplicate | 3/13/2024 | <1.00 | <1.00 | <1.00 | <3.00 | 85.5 | 14,600 | <1.00 | <1.00 | <1.00 | <5.00 |
| R-067A | | 5/22/2024 | <25.0 | <25.0 | <25.0 | <75.0 | 124 | 11,300 | <25.0 | <25.0 | <25.0 | <125 |
| R-079A | | 3/6/2024 | <1.00 | <1.00 | <1.00 | <3.00 | <1.00 | <5.00 | 1.90 | <1.00 | 1.02 | <5.00 |
| R-079A | | 5/21/2024 | <1.00 | <1.00 | <1.00 | <3.00 | <1.00 | <5.00 | 2.18 | <1.00 | 1.02 | <5.00 |
| R-082A | | 3/7/2024 | <1.00 | <1.00 | <1.00 | <3.00 | <1.00 | <5.00 | <1.00 | **11.1** | 10.4 | <5.00 |
| R-082A | | 5/21/2024 | <1.00 | <1.00 | <1.00 | <3.00 | <1.00 | <5.00 | 1.68 | **5.93** | 6.40 | <5.00 |
| R-122A | | 3/7/2024 | <1.00 | <1.00 | <1.00 | <3.00 | <1.00 | 5.74 | <1.00 | <1.00 | <1.00 | <5.00 |
| R-122A | | 5/21/2024 | <1.00 | <1.00 | <1.00 | <3.00 | <1.00 | <5.00 | <1.00 | <1.00 | <1.00 | <5.00 |
| WR-093A | | 5/23/2024 | <1.00 | <1.00 | <1.00 | <3.00 | <1.00 | <5.00 | **74.3** | **12.1** | 8.84 | <5.00 |
| WR-242A | | 3/7/2024 | <1.00 | <1.00 | <1.00 | <3.00 | 11.3 | <5.00 | **10.2** | 1.10 | <1.00 | <5.00 |
| WR-242A | | 5/22/2024 | <1.00 | <1.00 | <1.00 | <3.00 | 9.48 | <5.00 | **9.92** | <1.00 | <1.00 | <5.00 |

**Table 2**
**Groundwater Analytical Results, First and Second Quarter 2024**
**Kinder Morgan, Inc.**
**Silvercroft Wash Release Site, Tucson, Arizona**

| Well ID | Quality Control Sample | Sample Date | Benzene (µg/L) | Toluene (µg/L) | Ethylbenzene (µg/L) | Xylenes, Total (µg/L) | MTBE (µg/L) | TBA (µg/L) | PCE (µg/L) | TCE (µg/L) | C12DCE (µg/L) | $CCl_2F_2$ (µg/L) |
|---|---|---|---|---|---|---|---|---|---|---|---|---|
| Arizona AWQS (µg/L) | | | 5 | 1,000 | 700 | 10,000 | N/A | N/A | 5 | 5 | 70 | N/A |
| WR-359A | | 3/13/2024 | <1.00 | <1.00 | <1.00 | <3.00 | 313 | 26,800 | <1.00 | <1.00 | <1.00 | <5.00 |
| WR-359A | | 5/23/2024 | <100 | <100 | <100 | <300 | 185 | 19,300 | <100 | <100 | <100 | <500 |
| WR-359A | Duplicate | 5/23/2024 | <100 | <100 | <100 | <300 | 174 | 19,100 | <100 | <100 | <100 | <500 |
| WR-430A | | 3/13/2024 | <1.00 | <1.00 | <1.00 | <3.00 | 857 | 1,880 | <1.00 | 2.19 | <1.00 | <5.00 |
| WR-430A | | 5/22/2024 | <20.0 | <20.0 | <20.0 | <60.0 | 416 | 2,750 | <20.0 | <20.0 | <20.0 | <100 |
| WR-463A | | 3/6/2024 | <1.00 | <1.00 | <1.00 | <3.00 | <1.00 | <5.00 | <1.00 | <1.00 | <1.00 | <5.00 |
| WR-463A | | 5/21/2024 | <1.00 | <1.00 | <1.00 | <3.00 | <1.00 | <5.00 | <1.00 | <1.00 | <1.00 | <5.00 |
| WR-464A | | 3/7/2024 | <1.00 | <1.00 | <1.00 | <3.00 | 27.3 | 142 | <1.00 | <1.00 | <1.00 | <5.00 |
| WR-464A | Duplicate | 3/7/2024 | <1.00 | <1.00 | <1.00 | <3.00 | 27.1 | 137 | <1.00 | <1.00 | <1.00 | <5.00 |
| WR-464A | | 5/22/2024 | <1.00 | <1.00 | <1.00 | <3.00 | 27.8 | 191 | <1.00 | <1.00 | <1.00 | <5.00 |
| WR-467A | | 3/7/2024 | <1.00 | <1.00 | <1.00 | <3.00 | <1.00 | <5.00 | <1.00 | <1.00 | <1.00 | <5.00 |
| WR-467A | | 5/22/2024 | <1.00 | <1.00 | <1.00 | <3.00 | <1.00 | <5.00 | <1.00 | <1.00 | <1.00 | <5.00 |
| EB-1 | Equip. blank | 2/29/2024 | <1.00 | <1.00 | <1.00 | <3.00 | <1.00 | 21.3 | <1.00 | <1.00 | <1.00 | <5.00 |
| EB-2 | Equip. blank | 3/5/2024 | <1.00 | <1.00 | <1.00 | <3.00 | <1.00 | 13.6 | <1.00 | <1.00 | <1.00 | <5.00 |
| EB-3 | Equip. blank | 3/7/2024 | <1.00 | <1.00 | <1.00 | <3.00 | <1.00 | <5.00 | <1.00 | <1.00 | <1.00 | <5.00 |
| EB-1 | Equip. blank | 5/15/2024 | <1.00 | <1.00 | <1.00 | <3.00 | <1.00 | <5.00 | <1.00 | <1.00 | <1.00 | <5.00 |
| EB-2 | Equip. blank | 5/16/2024 | <1.00 | <1.00 | <1.00 | <3.00 | <1.00 | 216 | <1.00 | <1.00 | <1.00 | <5.00 |
| EB-3 | Equip. blank | 5/20/2024 | <1.00 | <1.00 | <1.00 | <3.00 | <1.00 | <5.00 | <1.00 | <1.00 | <1.00 | <5.00 |
| EB-4 | Equip. blank | 5/23/2024 | <1.00 | <1.00 | <1.00 | <3.00 | <1.00 | <5.00 | <1.00 | <1.00 | <1.00 | <5.00 |
| Trip Blank | Trip blank | 2/29/2024 | <1.00 | <1.00 | <1.00 | <3.00 | <1.00 | <5.00 | <1.00 | <1.00 | <1.00 | <5.00 |
| Trip Blank | Trip blank | 3/1/2024 | <1.00 | <1.00 | <1.00 | <3.00 | <1.00 | <5.00 | <1.00 | <1.00 | <1.00 | <5.00 |
| Trip Blank | Trip blank | 3/4/2024 | <1.00 | <1.00 | <1.00 | <3.00 | <1.00 | <5.00 | <1.00 | <1.00 | <1.00 | <5.00 |
| Trip Blank | Trip blank | 3/5/2024 | <1.00 | <1.00 | <1.00 | <3.00 | <1.00 | <5.00 | <1.00 | <1.00 | <1.00 | <5.00 |
| Trip Blank | Trip blank | 3/6/2024 | <1.00 | <1.00 | <1.00 | <3.00 | <1.00 | <5.00 | <1.00 | <1.00 | <1.00 | <5.00 |
| Trip Blank | Trip blank | 3/7/2024 | <1.00 | <1.00 | <1.00 | <3.00 | <1.00 | <5.00 | <1.00 | <1.00 | <1.00 | <5.00 |
| Trip Blank | Trip blank | 3/13/2024 | <1.00 | <1.00 | <1.00 | <3.00 | <1.00 | <5.00 | <1.00 | <1.00 | <1.00 | <5.00 |
| Trip Blank | Trip blank | 5/14/2024 | <1.00 | <1.00 | <1.00 | <3.00 | <1.00 | <5.00 | <1.00 | <1.00 | <1.00 | <5.00 |
| Trip Blank | Trip blank | 5/15/2024 | <1.00 | <1.00 | <1.00 | <3.00 | <1.00 | <5.00 | <1.00 | <1.00 | <1.00 | <5.00 |
| Trip Blank | Trip blank | 5/16/2024 | <1.00 | <1.00 | <1.00 | <3.00 | <1.00 | 10.5 | <1.00 | <1.00 | <1.00 | <5.00 |
| Trip Blank | Trip blank | 5/20/2024 | <1.00 | <1.00 | <1.00 | <3.00 | <1.00 | <5.00 | <1.00 | <1.00 | <1.00 | <5.00 |
| Trip Blank | Trip blank | 5/21/2024 | <1.00 | <1.00 | <1.00 | <3.00 | <1.00 | <5.00 | <1.00 | <1.00 | <1.00 | <5.00 |

**Table 2**
**Groundwater Analytical Results, First and Second Quarter 2024**
**Kinder Morgan, Inc.**
**Silvercroft Wash Release Site, Tucson, Arizona**

| Well ID | Quality Control Sample | Sample Date | Benzene (µg/L) | Toluene (µg/L) | Ethylbenzene (µg/L) | Xylenes, Total (µg/L) | MTBE (µg/L) | TBA (µg/L) | PCE (µg/L) | TCE (µg/L) | C12DCE (µg/L) | $CCl_2F_2$ (µg/L) |
|---|---|---|---|---|---|---|---|---|---|---|---|---|
| Arizona AWQS (µg/L) | | | 5 | 1,000 | 700 | 10,000 | N/A | N/A | 5 | 5 | 70 | N/A |
| Trip Blank | Trip blank | 5/22/2024 | <1.00 | <1.00 | <1.00 | <3.00 | <1.00 | <5.00 | <1.00 | <1.00 | <1.00 | <5.00 |
| Trip Blank | Trip blank | 5/23/2024 | <1.00 | <1.00 | <1.00 | <3.00 | <1.00 | <5.00 | <1.00 | <1.00 | <1.00 | <5.00 |

**NOTES**
· Results displayed in **bold** exceed the Arizona Aquifer Water Quality Standard (AWQS).
· MTBE = Methyl tert-butyl ether.
· PCE = Tetrachloroethene.
· TCE = Trichloroethene.
· C12DCE = cis-1,2-dichloroethene.
· $CCl_2F_2$ = Dichlorodifluoromethane.
· TBA = Tert-butyl alcohol.
· < = Analyte concentration below displayed detection limit.
· N/A = AWQS not applicable; no standard exists.

**Table 3**
**Monitored Natural Attenuation Field Measurements,**
**First and Second Quarter 2024**
**Kinder Morgan, Inc.**
**Silvercroft Wash Release Site, Tucson, Arizona**

ARCADIS

| Well ID | Sample Date | DO (surface) (mg/L) | ORP (mV) | Iron, Ferrous (mg/L) | Sulfite* (mg/L) | Manganese (mg/L) |
|---|---|---|---|---|---|---|
| MW-01 | 2/29/2024 | 3.41 | -319.0 | 0.01 | 0.64 to 1.28 | 1.5 |
| MW-01 | 5/14/2024 | 3.54 | 44.0 | 0.05 | 0.64 to 1.28 | 1.2 |
| MW-02 | 3/1/2024 | 1.80 | -350.0 | 2.00 | 0.64 to 1.28 | 3.3 |
| MW-02 | 5/15/2024 | 10.80 | 75.0 | 0.20 | 0.64 to 1.28 | 3.1 |
| MW-04 | 2/29/2024 | 3.41 | -326.0 | 0.04 | 0.64 to 1.28 | 2.6 |
| MW-04 | 5/14/2024 | 3.00 | -16.0 | 0.02 | 0.64 to 1.28 | 1.3 |
| MW-05 | 2/29/2024 | 6.03 | -286.0 | 0.02 | 0.64 to 1.28 | 1.6 |
| MW-05 | 5/14/2024 | 5.15 | 30.0 | 0.02 | 0.64 to 1.28 | 1.3 |
| MW-06 | 3/6/2024 | 7.12 | -303.0 | 0.03 | 0.64 to 1.28 | 1.3 |
| MW-06 | 5/15/2024 | 7.34 | 47.0 | 0.03 | 0.64 to 1.28 | 1.3 |
| MW-13 | 2/29/2024 | 6.48 | -287.0 | 0.00 | 0.64 to 1.28 | 1.3 |
| MW-13 | 5/14/2024 | 8.66 | 66.0 | 0.00 | 0.64 to 1.28 | 1.3 |
| MW-14 | 2/29/2024 | 6.46 | -292.0 | 0.04 | 0.64 to 1.28 | 1.2 |
| MW-14 | 5/14/2024 | 7.05 | 52.0 | 0.04 | 0.64 to 1.28 | 1.3 |
| MW-16 | 3/5/2024 | 2.11 | -365.0 | 0.03 | 0.64 to 1.28 | 1.5 |
| MW-16 | 5/16/2024 | 3.23 | 66.0 | 0.02 | 0.64 to 1.28 | 1.5 |
| MW-17 | 3/5/2024 | 3.19 | -334.0 | 0.04 | 0.64 to 1.28 | 1.3 |
| MW-17 | 5/15/2024 | 3.74 | 53.0 | 0.02 | 0.64 to 1.28 | 1.2 |
| MW-18 | 3/1/2024 | 4.99 | -302.0 | 0.03 | 0.64 to 1.28 | 1.6 |
| MW-18 | 5/20/2024 | 7.62 | 149.0 | 0.02 | 0.64 to 1.28 | 1.6 |
| MW-19 | 3/5/2024 | 0.80 | -389.0 | 0.31 | 0.64 to 1.28 | 1.2 |
| MW-19 | 5/15/2024 | 3.33 | 52.0 | 0.30 | 0.64 to 1.28 | 1.2 |
| MW-20 | 3/4/2024 | 5.20 | -344.0 | 0.06 | 0.64 to 1.28 | 1.5 |
| MW-20 | 5/15/2024 | 6.11 | 66.0 | 0.06 | 0.64 to 1.28 | 1.5 |
| MW-21 | 3/4/2024 | 4.79 | -377.0 | 0.04 | 0.64 to 1.28 | 1.8 |
| MW-21 | 5/21/2024 | 12.30 | 126.0 | 0.02 | 0.64 to 1.28 | 1.8 |
| MW-22 | 3/4/2024 | 7.85 | -339.0 | 0.01 | 0.64 to 1.28 | 1.4 |
| MW-22 | 5/16/2024 | 7.11 | 66.0 | 0.02 | 0.64 to 1.28 | 1.3 |
| MW-24 | 3/1/2024 | 3.25 | -353.0 | 0.04 | 0.64 to 1.28 | 2.5 |
| MW-24 | 5/20/2024 | 6.03 | 115.0 | 0.60 | 0.64 to 1.28 | 2.4 |
| MW-25 | 3/1/2024 | 5.13 | -296.0 | 0.03 | 0.64 to 1.28 | 2.2 |
| MW-25 | 5/14/2024 | 5.77 | 55.0 | 0.05 | 0.64 to 1.28 | 1.3 |
| MW-26 | 3/5/2024 | 2.99 | -377.0 | 0.05 | 0.64 to 1.28 | 1.5 |
| MW-26 | 5/20/2024 | 5.86 | 97.0 | 0.05 | 0.64 to 1.28 | 1.6 |
| MW-27 | 3/5/2024 | 4.21 | -328.0 | 0.04 | 0.64 to 1.28 | 0.8 |
| MW-27 | 5/16/2024 | 6.02 | 58.0 | 0.03 | 0.64 to 1.28 | 0.7 |
| MW-28 | 3/6/2024 | 7.48 | -322.0 | 0.02 | 0.64 to 1.28 | 0.6 |
| MW-28 | 5/20/2024 | 10.59 | 120.0 | 0.03 | 0.64 to 1.28 | 0.5 |
| MW-29S | 3/6/2024 | 6.04 | -340.0 | 0.06 | 0.64 to 1.28 | 0.5 |
| MW-29S | 5/16/2024 | 3.38 | 55.0 | 0.07 | 0.64 to 1.28 | 0.4 |
| MW-30 | 3/4/2024 | 5.15 | -340.0 | 0.10 | 0.64 to 1.28 | 2.2 |
| MW-30 | 5/20/2024 | 6.55 | 102.0 | 0.20 | 0.64 to 1.28 | 2.0 |
| MW-32S | 3/6/2024 | 6.25 | -322.0 | 0.01 | 0.64 to 1.28 | 2.8 |

**Table 3**
**Monitored Natural Attenuation Field Measurements,**
**First and Second Quarter 2024**
**Kinder Morgan, Inc.**
**Silvercroft Wash Release Site, Tucson, Arizona**

| Well ID | Sample Date | DO (surface) (mg/L) | ORP (mV) | Iron, Ferrous (mg/L) | Sulfite* (mg/L) | Manganese (mg/L) |
|---|---|---|---|---|---|---|
| MW-32S | 5/16/2024 | 4.77 | 54.0 | 0.02 | 0.64 to 1.28 | 2.7 |
| R-067A | 3/13/2024 | 1.94 | -412.2 | NR | NR | NR |
| R-067A | 5/22/2024 | 6.20 | 9.0 | 0.60 | 0.64 to 1.28 | 2.5 |
| R-079A | 3/6/2024 | 4.34 | -356.0 | 0.00 | 0.64 to 1.28 | 2.1 |
| R-079A | 5/21/2024 | 7.00 | 98.0 | 0.00 | 0.64 to 1.28 | 1.8 |
| R-082A | 3/7/2024 | 0.99 | -382.0 | 0.01 | 0.64 to 1.28 | 1.6 |
| R-082A | 5/21/2024 | 5.55 | -34.0 | 1.41 | 0.64 to 1.28 | 2.5 |
| R-122A | 3/7/2024 | 2.55 | -327.0 | 0.01 | 0.64 to 1.28 | 1.1 |
| R-122A | 5/21/2024 | 7.63 | 77.0 | 0.01 | 0.64 to 1.28 | 1.1 |
| WR-093A | 5/23/2024 | NR | NR | NR | NR | NR |
| WR-242A | 3/7/2024 | 2.99 | -355.0 | 0.17 | 0.64 to 1.28 | 2.5 |
| WR-242A | 5/22/2024 | 5.48 | 68.0 | 0.15 | 0.64 to 1.28 | 2.2 |
| WR-359A | 3/13/2024 | 2.75 | -411.6 | NR | NR | NR |
| WR-359A | 5/23/2024 | 15.60 | -225.0 | 0.20 | 0.64 to 1.28 | 2.5 |
| WR-430A | 3/13/2024 | 2.67 | -388.9 | NR | NR | NR |
| WR-430A | 5/22/2024 | 5.93 | -11.0 | 0.08 | 0.64 to 1.28 | 1.5 |
| WR-463A | 3/6/2024 | 6.14 | -335.0 | 0.02 | 0.64 to 1.28 | 0.0 |
| WR-463A | 5/21/2024 | 11.00 | 100.0 | 0.02 | 0.64 to 1.28 | 1.8 |
| WR-464A | 3/7/2024 | 1.41 | -362.1 | 0.04 | 0.64 to 1.28 | 1.8 |
| WR-464A | 5/22/2024 | 14.79 | 98.0 | 0.03 | 0.64 to 1.28 | 1.7 |
| WR-467A | 3/7/2024 | 4.53 | -329.3 | NR | NR | NR |
| WR-467A | 5/22/2024 | 9.08 | 93.0 | 0.02 | 0.64 to 1.28 | 1.5 |

**NOTES**
· DO = Dissolved oxygen.
· ORP = Oxidation reduction potential.
· * = Due to the Hach SU-5 sulfite test kit's titration analysis method, sulfite concentrations are accurate to within 0.64-mg/L intervals.
· NR = Not recorded.
· mg/L = milligrams per liter.
· mV = millivolts.

**Table 4**
**Monitored Natural Attenuation Analytical Results,**
**First and Second Quarter 2024**
**Kinder Morgan, Inc.**
**Silvercroft Wash Release Site, Tucson, Arizona**

| Well ID | Quality Control Sample | Sample Date | Iron, total (mg/L) | TDS (mg/L) | Nitrate (mg/L) | Nitrite (mg/L) | Sulfate (mg/L) | Methane (mg/L) |
|---|---|---|---|---|---|---|---|---|
| EPA MCL (mg/L) | | | 0.3 | 500 | 10 | 1 | 250 | N/A |
| MW-01 | | 2/29/2024 | **1.55** | **772** | 4.10 | 0.219 | 226 | <0.0100 |
| MW-01 | | 5/14/2024 | **0.520** | **783** | 1.84 | <0.100 | 230 | <0.0100 |
| MW-02 | | 3/1/2024 | **1.10** | 498 | <0.100 | <0.100 | 13.6 | 0.109 |
| MW-02 | Duplicate | 3/1/2024 | **1.02** | 495 | <0.100 | <0.100 | 14.7 | 0.108 |
| MW-02 | | 5/15/2024 | **0.958** | 477 | 0.605 | <0.100 | 28.0 | 0.0347 |
| MW-04 | | 2/29/2024 | **0.706** | **653** | <0.100 | <0.100 | 173 | <0.0100 |
| MW-04 | | 5/14/2024 | **0.732** | **748** | 0.201 | <0.100 | 193 | 0.0159 |
| MW-05 | | 2/29/2024 | <0.100 | 357 | 2.78 | 0.104 | 69.8 | <0.0100 |
| MW-05 | | 5/14/2024 | <0.100 | 367 | 1.97 | <0.100 | 76.4 | <0.0100 |
| MW-06 | | 3/6/2024 | <0.100 | 362 | 2.42 | <0.100 | 58.0 | <0.0100 |
| MW-06 | | 5/15/2024 | <0.100 | 331 | 2.31 | <0.100 | 59.5 | <0.0100 |
| MW-13 | | 2/29/2024 | <0.100 | 330 | 2.62 | <0.100 | 59.0 | <0.0100 |
| MW-13 | | 5/14/2024 | <0.100 | 340 | 2.17 | <0.100 | 59.3 | <0.0100 |
| MW-14 | | 2/29/2024 | <0.100 | 373 | 3.12 | <0.100 | 78.5 | <0.0100 |
| MW-14 | | 5/14/2024 | <0.100 | 376 | 2.30 | <0.100 | 77.2 | <0.0100 |
| MW-16 | | 3/5/2024 | <0.100 | **671** | 3.19 | <0.100 | 131 | <0.0100 |
| MW-16 | | 5/16/2024 | <0.100 | **776** | 3.86 | <0.100 | 210 | <0.0100 |
| MW-17 | | 3/5/2024 | 0.208 | 461 | 3.67 | <0.100 | 113 | <0.0100 |
| MW-17 | Duplicate | 3/5/2024 | 0.184 | 467 | 3.65 | <0.100 | 113 | <0.0100 |
| MW-17 | | 5/15/2024 | **1.43** | 440 | 2.56 | 0.112 | 105 | <0.0100 |
| MW-18 | | 3/1/2024 | <0.100 | 400 | 3.18 | <0.100 | 83.3 | <0.0100 |
| MW-18 | | 5/20/2024 | <0.100 | 389 | 1.81 | <0.100 | 92.2 | <0.0100 |
| MW-18 | Duplicate | 5/20/2024 | <0.100 | 391 | 1.73 | <0.100 | 92.6 | <0.0100 |
| MW-19 | | 3/5/2024 | 0.112 | **596** | <0.100 | 0.338 | 172 | 0.0170 |
| MW-19 | | 5/15/2024 | <0.100 | **559** | 1.08 | 0.293 | 159 | <0.0100 |
| MW-19 | Duplicate | 5/15/2024 | <0.100 | **558** | 1.00 | 0.284 | 158 | <0.0100 |
| MW-20 | | 3/4/2024 | <0.100 | **715** | 4.71 | <0.100 | **288** | <0.0100 |
| MW-20 | | 5/15/2024 | <0.100 | **793** | 5.10 | <0.100 | **303** | <0.0100 |
| MW-21 | | 3/4/2024 | 0.297 | **552** | 1.73 | <0.100 | 151 | <0.0100 |
| MW-21 | | 5/21/2024 | <0.100 | **563** | 2.12 | 0.116 | 152 | <0.0100 |
| MW-22 | | 3/4/2024 | 0.118 | **633** | 4.06 | <0.100 | 213 | <0.0100 |
| MW-22 | | 5/16/2024 | <0.100 | **712** | 3.65 | <0.100 | 195 | <0.0100 |
| MW-24 | | 3/1/2024 | <0.100 | **1,360** | 9.61 | 0.481 | **525** | <0.0100 |
| MW-24 | | 5/20/2024 | <0.100 | **1,300** | 3.69 | <0.100 | **439** | <0.0100 |
| MW-25 | | 3/1/2024 | <0.100 | **631** | 5.84 | <0.100 | 210 | <0.0100 |
| MW-25 | | 5/14/2024 | <0.100 | **675** | 3.05 | <0.100 | 214 | <0.0100 |
| MW-26 | | 3/5/2024 | <0.100 | 431 | 1.11 | <0.100 | 77.0 | <0.0100 |
| MW-26 | | 5/20/2024 | <0.100 | 425 | 1.53 | <0.100 | 81.6 | <0.0100 |
| MW-27 | | 3/5/2024 | **1.83** | **619** | 4.04 | <0.100 | 163 | <0.0100 |
| MW-27 | | 5/16/2024 | **0.865** | **617** | 3.91 | <0.100 | 155 | <0.0100 |
| MW-27 | Duplicate | 5/16/2024 | **0.711** | **621** | 3.91 | <0.100 | 153 | <0.0100 |
| MW-28 | | 3/6/2024 | **1.15** | **730** | 5.13 | <0.100 | 189 | <0.0100 |
| MW-28 | Duplicate | 3/6/2024 | **1.22** | **703** | 5.41 | <0.100 | 187 | <0.0100 |
| MW-28 | | 5/20/2024 | **1.88** | **673** | 3.19 | <0.100 | 206 | <0.0100 |
| MW-29S | | 3/6/2024 | <0.100 | **831** | <0.100 | <0.100 | **328** | <0.0100 |

**Table 4**
**Monitored Natural Attenuation Analytical Results,**
**First and Second Quarter 2024**
**Kinder Morgan, Inc.**
**Silvercroft Wash Release Site, Tucson, Arizona**

| Well ID | Quality Control Sample | Sample Date | Iron, total (mg/L) | TDS (mg/L) | Nitrate (mg/L) | Nitrite (mg/L) | Sulfate (mg/L) | Methane (mg/L) |
|---|---|---|---|---|---|---|---|---|
| EPA MCL (mg/L) | | | 0.3 | 500 | 10 | 1 | 250 | N/A |
| MW-29S | | 5/16/2024 | <0.100 | **773** | <0.100 | <0.100 | **311** | <0.0100 |
| MW-30 | | 3/4/2024 | <0.100 | **578** | 3.28 | <0.100 | 171 | <0.0100 |
| MW-30 | | 5/20/2024 | **0.857** | **581** | 2.36 | <0.100 | 191 | <0.0100 |
| MW-32S | | 3/6/2024 | <0.100 | **591** | <0.100 | <0.100 | 229 | <0.0100 |
| MW-32S | | 5/16/2024 | <0.100 | **572** | <0.100 | <0.100 | 220 | <0.0100 |
| R-067A | | 3/13/2024 | **1.42** | **845** | <0.100 | <0.100 | **302** | 0.117 |
| R-067A | Duplicate | 3/13/2024 | **1.34** | **843** | <0.100 | <0.100 | **301** | 0.109 |
| R-067A | | 5/22/2024 | **1.69** | **836** | <0.100 | <0.100 | **305** | 0.0667 |
| R-079A | | 3/6/2024 | **0.304** | **675** | 5.44 | <0.100 | 60.9 | <0.0100 |
| R-079A | | 5/21/2024 | <0.100 | **688** | 7.11 | <0.100 | 61.9 | <0.0100 |
| R-082A | | 3/7/2024 | **4.02** | **701** | 0.166 | <0.100 | 67.7 | <0.0100 |
| R-082A | | 5/21/2024 | **2.46** | **672** | 0.415 | <0.100 | 70.6 | <0.0100 |
| R-122A | | 3/7/2024 | <0.100 | 474 | 1.09 | <0.100 | 42.4 | <0.0100 |
| R-122A | | 5/21/2024 | <0.100 | 494 | 1.05 | <0.100 | 41.3 | <0.0100 |
| WR-093A | | 5/23/2024 | **0.359** | **886** | 4.19 | <0.100 | 233 | <0.0100 |
| WR-242A | | 3/7/2024 | **0.635** | **1,000** | 3.58 | <0.100 | **315** | <0.0100 |
| WR-242A | | 5/22/2024 | 0.151 | **994** | 3.43 | <0.100 | **303** | <0.0100 |
| WR-359A | | 3/13/2024 | 0.164 | **612** | 1.08 | 0.316 | 91.4 | 0.799 |
| WR-359A | | 5/23/2024 | **12.9** | **571** | <0.100 | <0.100 | 91.8 | 0.843 |
| WR-359A | Duplicate | 5/23/2024 | 0.289 | **595** | <0.100 | <0.100 | 88.8 | 0.721 |
| WR-430A | | 3/13/2024 | **0.373** | **952** | <0.100 | <0.100 | **317** | 0.0563 |
| WR-430A | | 5/22/2024 | 0.252 | **823** | <0.100 | <0.100 | **286** | 0.0444 |
| WR-463A | | 3/6/2024 | <0.100 | 372 | 5.51 | <0.100 | 59.9 | <0.0100 |
| WR-463A | | 5/21/2024 | <0.100 | 351 | 4.94 | <0.100 | 64.0 | <0.0100 |
| WR-464A | | 3/7/2024 | <0.100 | **964** | 4.01 | 0.110 | **279** | <0.0100 |
| WR-464A | Duplicate | 3/7/2024 | <0.100 | **964** | 3.88 | 0.114 | **279** | <0.0100 |
| WR-464A | | 5/22/2024 | <0.100 | **1,080** | 4.99 | 0.105 | **360** | <0.0100 |
| WR-467A | | 3/7/2024 | <0.100 | **704** | 3.62 | <0.100 | 196 | <0.0100 |
| WR-467A | | 5/22/2024 | <0.100 | **629** | 3.27 | <0.100 | 198 | <0.0100 |

**NOTES**
· Results displayed in **bold** exceed the Environmental Protection Agency Maximum Contaminant Level (EPA MCL).
· TDS = Total dissolved solids.
· < = Analyte concentration below displayed detection limit.

# Figures

T:_ENV\KinderMorgan_SilvercroftWash\GIS\ArcGIS Pro\GWMR 2024 Q1-Q2.aprx\Figure 01 - Site vicinity 2024 Q1-Q2 • 8/13/2024 • CMHickma

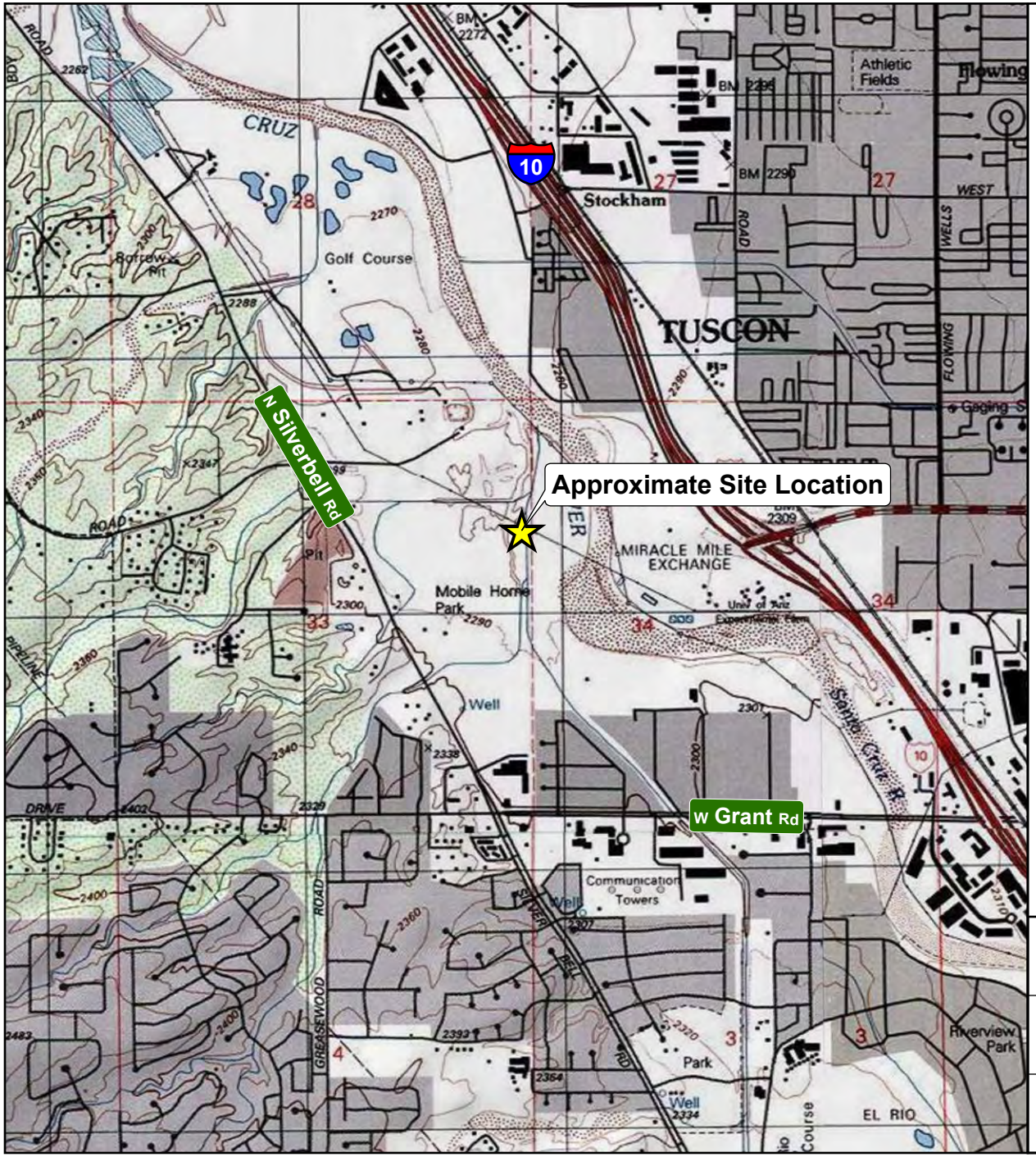


## Site Location

## Legend

Approximate site location

## Notes

• Topographic map source: ESRI USA Topo Maps.

N

Feet
0 1,000 2,000
Scale: 1" = 2,000'

Silvercroft Wash Release Site
Tucson, Arizona
**First Semi-annual 2024 Groundwater Monitoring Report**

**Site Vicinity**

ARCADIS

Figure
**1**

T:_ENV\KinderMorgan_SilvercroftWash\GIS\ArcGIS Pro\GWMR 2024 Q1-Q2.aprx\Figure 02 - Well locations 2024 Q1-Q2 • 8/13/2024 • CMHickma

## Legend

- Release point
- Groundwater monitor well (monitored by Arcadis)
- Groundwater monitor well (monitored by Arcadis; formerly monitored by City of Tucson)
- Groundwater monitor well (monitored by City of Tucson)

## Notes

• Aerial photo source: ESRI World Imagery.

N

0 125 250 Feet

Scale: 1" = 250'

Silvercroft Wash Release Site
Tucson, Arizona
**First Semi-annual 2024 Groundwater Monitoring Report**

**Well Locations**

ARCADIS

Figure **2**

**Figure 3**
**Apparent LNAPL Thickness vs. Time, East Side of Silvercroft Wash**
**Kinder Morgan, Inc.**
**Silvercroft Wash Release Site, Tucson, Arizona**

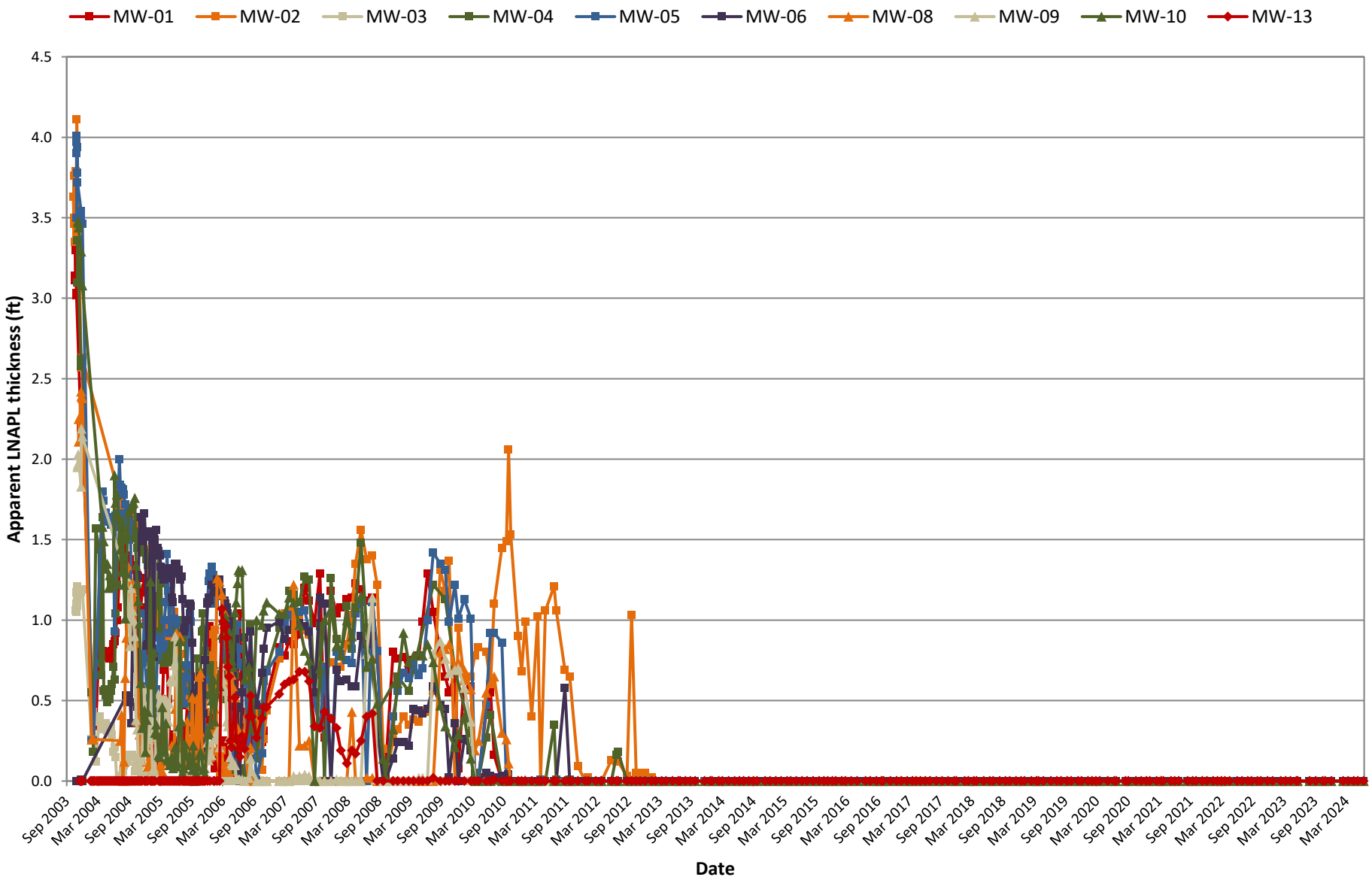

**Figure 4**
**Apparent LNAPL Thickness vs. Time, West Side of Silvercroft Wash**
**Kinder Morgan, Inc.**
**Silvercroft Wash Release Site, Tucson, Arizona**

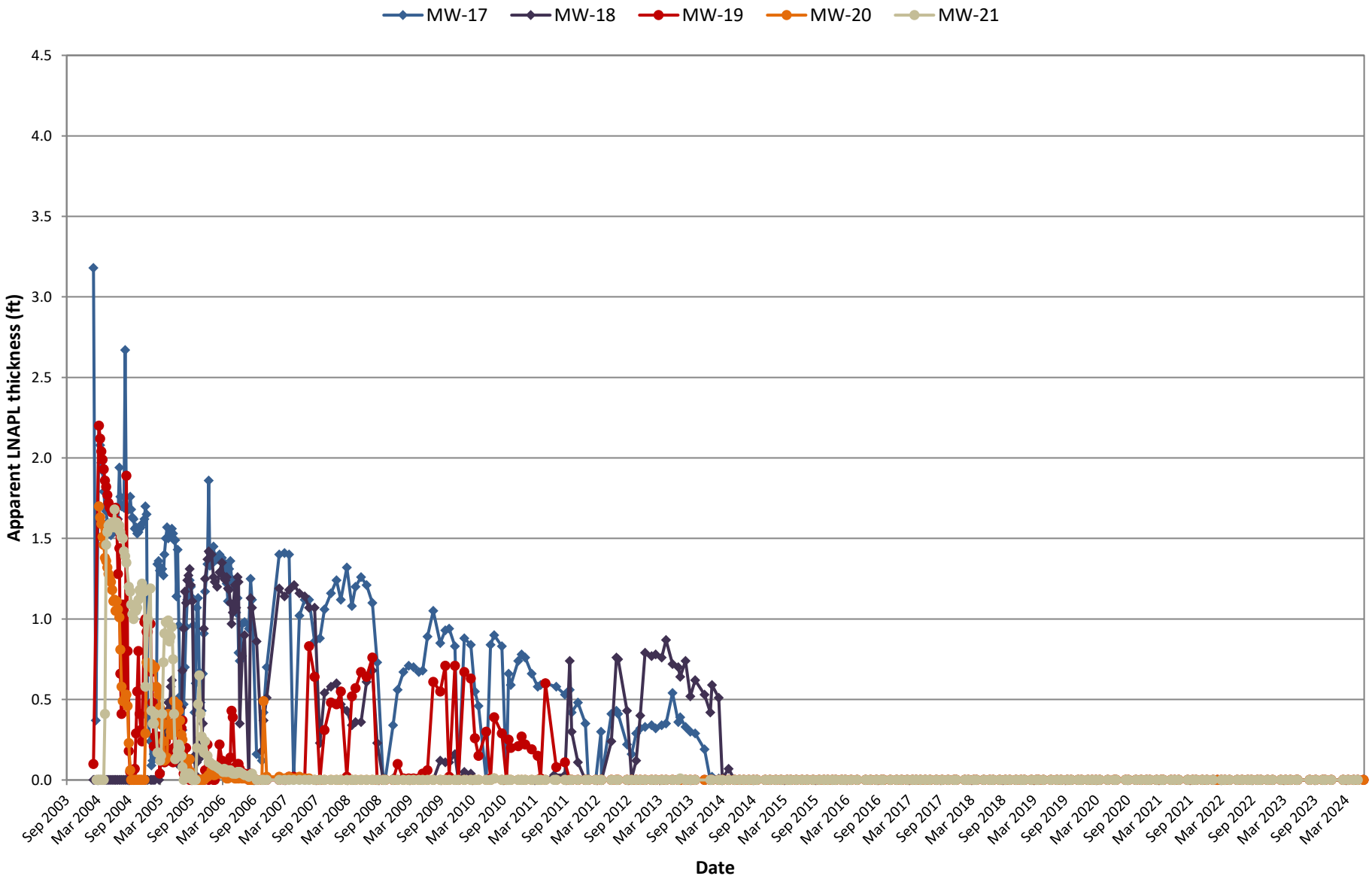

**Figure 5**
**Hydrographs of All Wells**
**Kinder Morgan, Inc.**
**Silvercroft Wash Release Site, Tucson, Arizona**

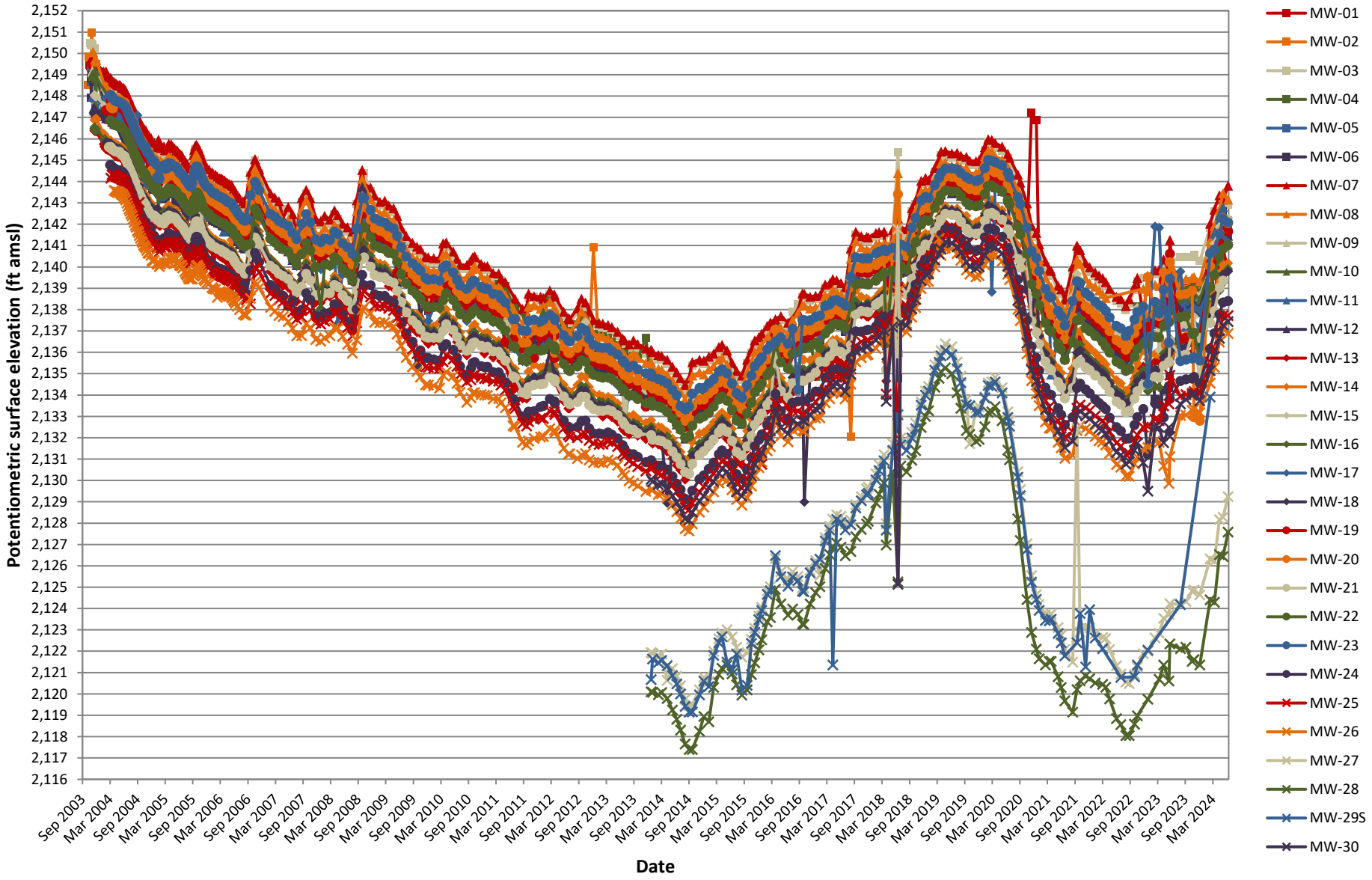

T:_ENV\KinderMorgan_SilvercroftWash\GIS\ArcGIS Pro\GWMR 2024 Q1-Q2.aprx\Figure 06 - GW elevation contours 2024 Q1 • 8/13/2024 • CMHickma

## Legend

- Release point
- Groundwater monitor well (monitored by Arcadis)
- Groundwater monitor well (monitored by Arcadis; formerly monitored by City of Tucson)
- Groundwater monitor well (monitored by City of Tucson)
- Approximate extent of dissolved-phase BTEX above AWQS
- Approximate extent of dissolved-phase MTBE above 20 µg/L
- Groundwater elevation contour (with direction of groundwater flow)

## Notes

- Aerial photo source: ESRI World Imagery.
- Depths to groundwater were measured on 2/28/2024.
- Wells were sampled from 2/29 to 3/13/2024.
- Groundwater elevations are expressed in feet above mean sea level (ft amsl).
- Concentrations are expressed in micrograms per liter (µg/L).
- No wells contained light non-aqueous phase liquid (LNAPL) during the February–March 2024 monitoring event.
- GWL = Groundwater elevation.
- BENZ = Benzene.
- TOL = Toluene.
- ETHYL = Ethylbenzene.
- XYL = Total xylenes.
- MTBE = Methyl tert-butyl ether.
- TBA = Tert-butyl alcohol.
- PCE = Tetrachloroethene.
- TCE = Trichloroethene.
- # = Well is screened at a greater depth than others and is not used in contouring.
- < = Analyte not detected above the indicated laboratory detection limit.
- NM = Not measured.
- NS = Not sampled.

N

0 125 250 Feet

Scale: 1" = 250'

Silvercroft Wash Release Site
Tucson, Arizona
**First Semi-annual 2024 Groundwater Monitoring Report**

# Groundwater Elevation Contours with Analytical Results, First Quarter 2024

ARCADIS

Figure **6**

T:_ENV\KinderMorgan_SilvercroftWash\GIS\ArcGIS Pro\GWMR 2024 Q1-Q2.aprx\Figure 07 - GW elevation contours 2024 Q2 • 8/13/2024 • CMHickma

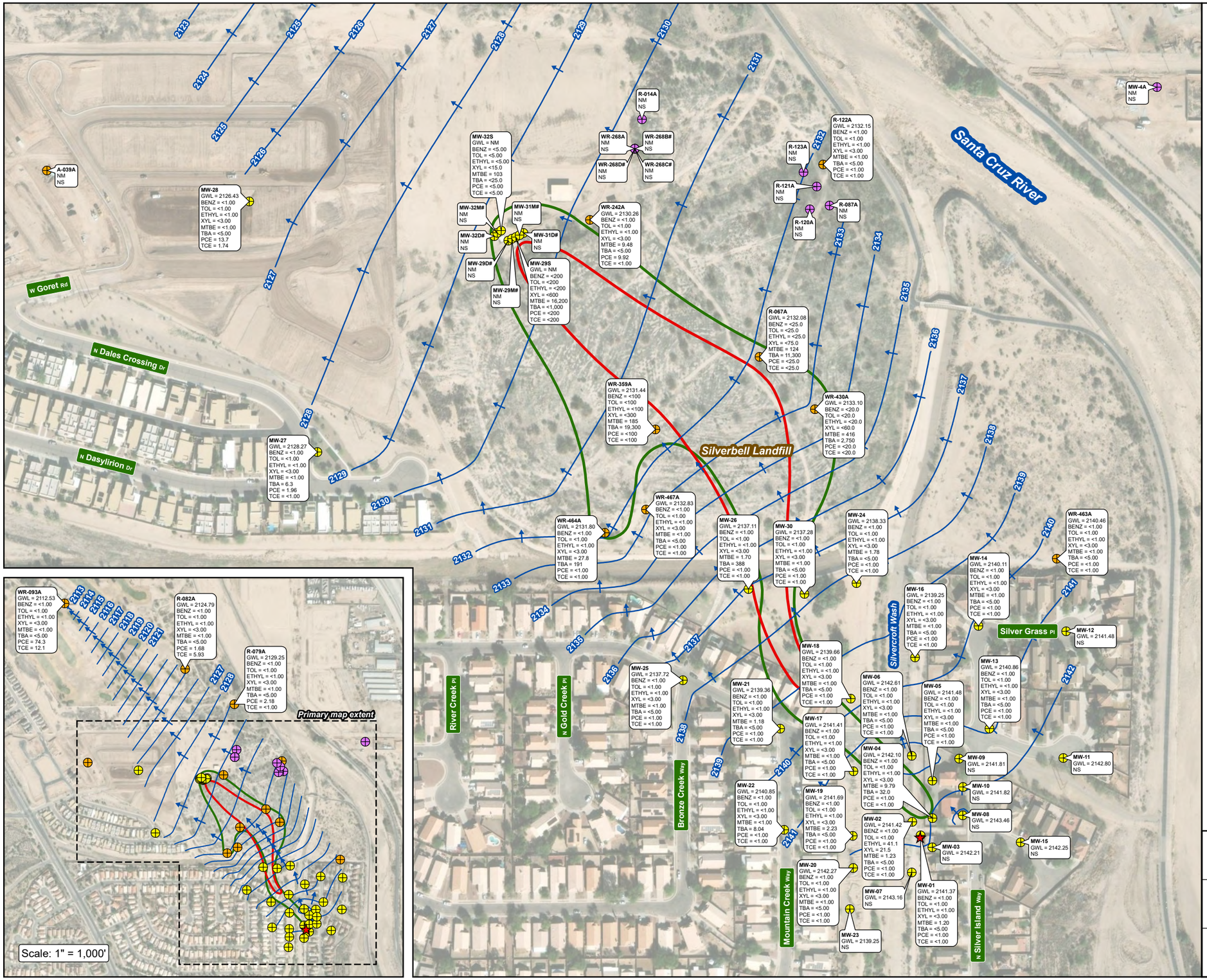


## Legend

- Release point
- Groundwater monitor well (monitored by Arcadis)
- Groundwater monitor well (monitored by Arcadis; formerly monitored by City of Tucson)
- Groundwater monitor well (monitored by City of Tucson)
- Approximate extent of dissolved-phase BTEX above AWQS
- Approximate extent of dissolved-phase MTBE above 20 µg/L
- Groundwater elevation contour (with direction of groundwater flow)

## Notes

- Aerial photo source: ESRI World Imagery.
- Depths to groundwater were measured on 5/23/2024.
- Wells were sampled from 10/14 to 10/23/2024.
- Groundwater elevations are expressed in feet above mean sea level (ft amsl).
- Concentrations are expressed in micrograms per liter (µg/L).
- No wells contained light non-aqueous phase liquid (LNAPL) during the May 2024 monitoring event.
- GWL = Groundwater elevation.
- BENZ = Benzene.
- TOL = Toluene.
- ETHYL = Ethylbenzene.
- XYL = Total xylenes.
- MTBE = Methyl tert-butyl ether.
- TBA = Tert-butyl alcohol.
- PCE = Tetrachloroethene.
- TCE = Trichloroethene.
- # = Well is screened at a greater depth than others and is not used in contouring.
- < = Analyte not detected above the indicated laboratory detection limit.
- NM = Not measured.
- NS = Not sampled.

N

0 125 250 Feet

Scale: 1" = 250'

Silvercroft Wash Release Site
Tucson, Arizona
**First Semi-annual 2024 Groundwater Monitoring Report**

# Groundwater Elevation Contours with Analytical Results, Second Quarter 2024

ARCADIS

Figure **7**

T:_ENV\KinderMorgan_SilvercroftWash\GIS\ArcGIS Pro\GWMR 2024 Q1-Q2.aprx\Figure 08 - Benzene and MTBE 2024 Q1 • 8/13/2024 • CMHickma

## Legend

- Release point
- Groundwater monitor well (monitored by Arcadis)
- Groundwater monitor well (monitored by Arcadis; formerly monitored by City of Tucson)
- Groundwater monitor well (monitored by City of Tucson)
- Approximate extent of dissolved-phase BTEX above AWQS
- Approximate extent of dissolved-phase MTBE above 20 µg/L

## Notes

- Aerial photo source: ESRI World Imagery.
- Wells were sampled from 2/29 to 3/13/2024.
- Concentrations are expressed in micrograms per liter (µg/L).
- Screen interval depths are displayed in *(italics)* and are expressed in feet below ground surface (ft bgs).
- BENZ = Benzene.
- MTBE = Methyl tert-butyl ether.
- # = Well is screened at a greater depth than others and is not used in contouring.
- < = Analyte not detected above the indicated laboratory detection limit.
- NS = Not sampled.

N

Feet
0 125 250
Scale: 1" = 250'

Silvercroft Wash Release Site
Tucson, Arizona
**First Semi-annual 2024 Groundwater Monitoring Report**

**Benzene and MTBE Concentrations in Groundwater, First Quarter 2024**

ARCADIS

Figure **8**

T:_ENV\KinderMorgan_SilvercroftWash\GIS\ArcGIS Pro\GWMR 2024 Q1-Q2.aprx\Figure 09 - Benzene and MTBE 2024 Q2 • 8/13/2024 • CMHickma

## Legend

- Release point
- Groundwater monitor well (monitored by Arcadis)
- Groundwater monitor well (monitored by Arcadis; formerly monitored by City of Tucson)
- Groundwater monitor well (monitored by City of Tucson)
- Approximate extent of dissolved-phase BTEX above AWQS
- Approximate extent of dissolved-phase MTBE above 20 µg/L

## Notes

- Aerial photo source: ESRI World Imagery.
- Wells were sampled from 5/14 to 5/23/2024.
- Concentrations are expressed in micrograms per liter (µg/L).
- Screen interval depths are displayed in *(italics)* and are expressed in feet below ground surface (ft bgs).
- BENZ = Benzene.
- MTBE = Methyl tert-butyl ether.
- # = Well is screened at a greater depth than others and is not used in contouring.
- < = Analyte not detected above the indicated laboratory detection limit.
- NS = Not sampled.

N

Feet
0 125 250
Scale: 1" = 250'

Silvercroft Wash Release Site
Tucson, Arizona
**First Semi-annual 2024 Groundwater Monitoring Report**

# Benzene and MTBE Concentrations in Groundwater, Second Quarter 2024

ARCADIS

Figure **9**

# Geochemical Evolution of Ground Water

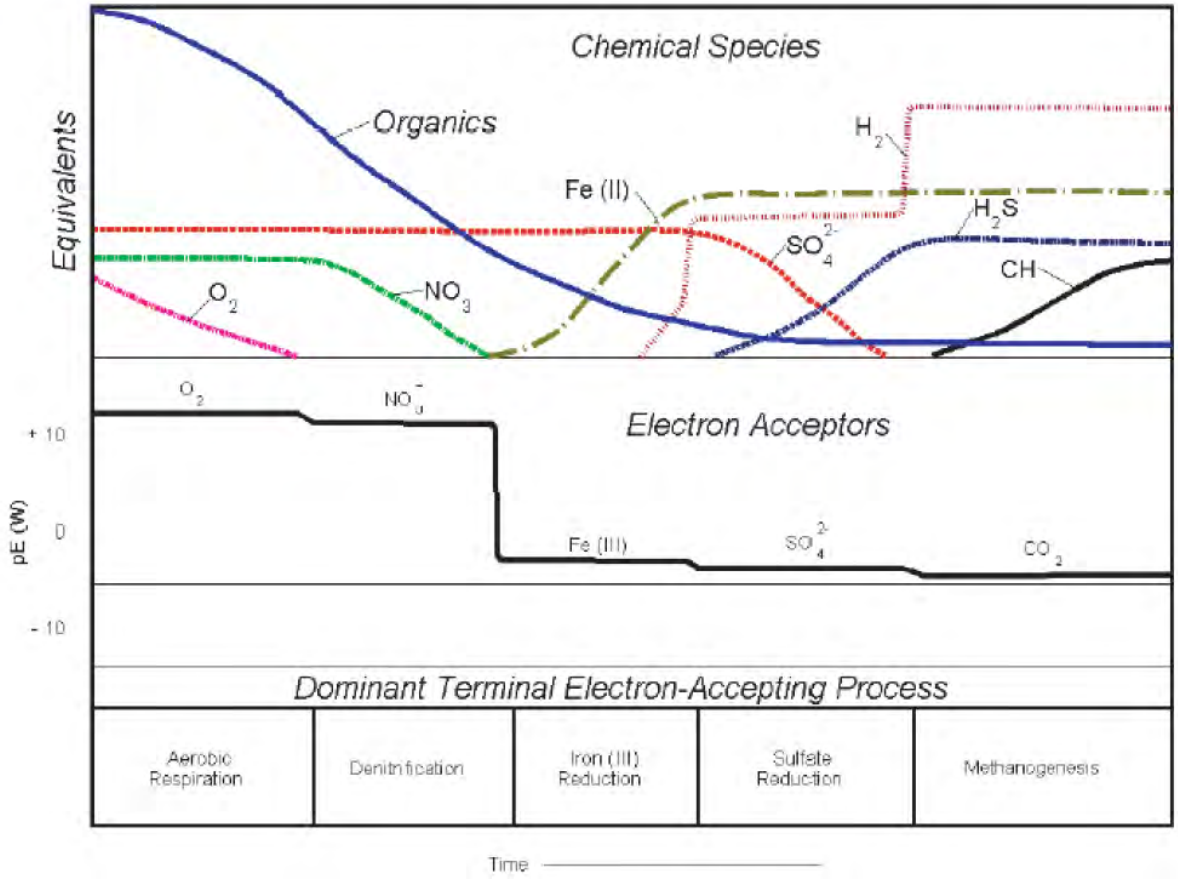


**Source:** ITRC, 2005 (from Bouwer and McCarthy, 1984)

Silvercroft Wash Release Site
Tucson, Arizona
**First Semi-annual 2024 Groundwater Monitoring Report**

**Geochemical Evolution of Groundwater**

ARCADIS

Figure
**10**

T:_ENV\KinderMorgan_SilvercroftWash\GIS\ArcGIS Pro\GWMR 2024 Q1-Q2.aprx\Figure 11 - DO contours 2024 Q1 • 8/13/2024 • CMHickma

## Legend

- Release point
- Groundwater monitor well (monitored by Arcadis)
- Groundwater monitor well (monitored by Arcadis; formerly monitored by City of Tucson)
- Groundwater monitor well (monitored by City of Tucson)
- Approximate extent of dissolved-phase BTEX above AWQS
- Approximate extent of dissolved-phase MTBE above 20 µg/L
- DO concentration contour

## Notes

- Aerial photo source: ESRI World Imagery.
- Wells were sampled from 2/29 to 3/13/2024.
- Concentrations are expressed in micrograms per liter (µg/L).
- MNA = Monitored natural attenuation.
- DO = Dissolved oxygen.
- TDS = Total dissolved solids.
- $NO_3$ = Nitrate.
- $SO_4$ = Sulfate.
- # = Well is screened at a greater depth than others and is not used in contouring.
- < = Analyte not detected above the indicated laboratory detection limit.
- NM = Not measured.
- NS = Not sampled.

N

Feet
0 125 250
Scale: 1" = 250'

Silvercroft Wash Release Site
Tucson, Arizona
**First Semi-annual 2024 Groundwater Monitoring Report**

**DO in Groundwater Contours with MNA Analytical Results, First Quarter 2024**

ARCADIS

Figure
**11**

T:_ENV\KinderMorgan_SilvercroftWash\GIS\ArcGIS Pro\GWMR 2024 Q1-Q2.aprx\Figure 12 - DO contours 2024 Q2 • 8/13/2024 • CMHickma

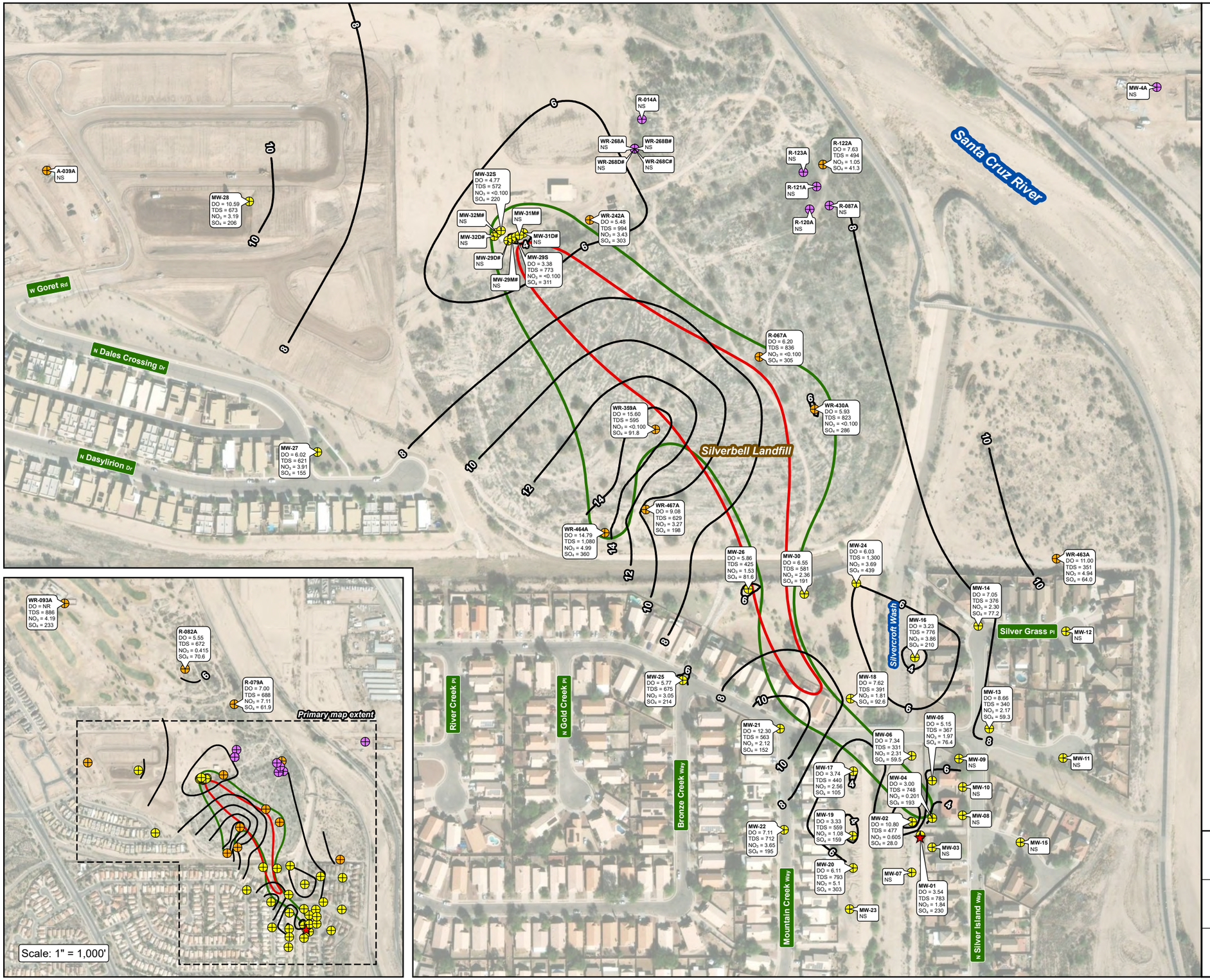


## Legend

- Release point
- Groundwater monitor well (monitored by Arcadis)
- Groundwater monitor well (monitored by Arcadis; formerly monitored by City of Tucson)
- Groundwater monitor well (monitored by City of Tucson)
- Approximate extent of dissolved-phase BTEX above AWQS
- Approximate extent of dissolved-phase MTBE above 20 µg/L
- DO concentration contour

## Notes

- Aerial photo source: ESRI World Imagery.
- Wells were sampled from 5/14 to 5/23/2024.
- Concentrations are expressed in micrograms per liter (µg/L).
- MNA = Monitored natural attenuation.
- DO = Dissolved oxygen.
- TDS = Total dissolved solids.
- $NO_3$ = Nitrate.
- $SO_4$ = Sulfate.
- # = Well is screened at a greater depth than others and is not used in contouring.
- < = Analyte not detected above the indicated laboratory detection limit.
- NM = Not measured.
- NS = Not sampled.

N

0 125 250 Feet

Scale: 1" = 250'

Silvercroft Wash Release Site
Tucson, Arizona
**First Semi-annual 2024 Groundwater Monitoring Report**

**DO in Groundwater Contours with MNA Analytical Results, Second Quarter 2024**

ARCADIS

Figure **12**

T:_ENV\KinderMorgan_SilvercroftWash\GIS\ArcGIS Pro\GWMR 2024 Q1-Q2.aprx\Figure 13 - TDS contours 2024 Q1 • 8/13/2024 • CMHickma

## Legend

- Release point
- Groundwater monitor well (monitored by Arcadis)
- Groundwater monitor well (monitored by Arcadis; formerly monitored by City of Tucson)
- Groundwater monitor well (monitored by City of Tucson)
- Approximate extent of dissolved-phase BTEX above AWQS
- Approximate extent of dissolved-phase MTBE above 20 µg/L
- TDS concentration contour

## Notes

- Aerial photo source: ESRI World Imagery.
- Wells were sampled from 2/29 to 3/13/2024.
- Concentrations are expressed in micrograms per liter (µg/L).
- MNA = Monitored natural attenuation.
- DO = Dissolved oxygen.
- TDS = Total dissolved solids.
- $NO_3$ = Nitrate.
- $SO_4$ = Sulfate.
- # = Well is screened at a greater depth than others and is not used in contouring.
- < = Analyte not detected above the indicated laboratory detection limit.
- NM = Not measured.
- NS = Not sampled.

N

0 125 250 Feet

Scale: 1" = 250'

Silvercroft Wash Release Site
Tucson, Arizona
**First Semi-annual 2024 Groundwater Monitoring Report**

**TDS in Groundwater Contours with MNA Analytical Results, First Quarter 2024**

ARCADIS

Figure **13**

T:_ENV\KinderMorgan_SilvercroftWash\GIS\ArcGIS Pro\GWMR 2024 Q1-Q2.aprx\Figure 14 - TDS contours 2024 Q2 • 8/13/2024 • CMHickma

## Legend

- Release point
- Groundwater monitor well (monitored by Arcadis)
- Groundwater monitor well (monitored by Arcadis; formerly monitored by City of Tucson)
- Groundwater monitor well (monitored by City of Tucson)
- Approximate extent of dissolved-phase BTEX above AWQS
- Approximate extent of dissolved-phase MTBE above 20 µg/L
- TDS concentration contour

## Notes

- Aerial photo source: ESRI World Imagery.
- Wells were sampled from 5/14 to 5/23/2024.
- Concentrations are expressed in micrograms per liter (µg/L).
- MNA = Monitored natural attenuation.
- DO = Dissolved oxygen.
- TDS = Total dissolved solids.
- $NO_3$ = Nitrate.
- $SO_4$ = Sulfate.
- # = Well is screened at a greater depth than others and is not used in contouring.
- < = Analyte not detected above the indicated laboratory detection limit.
- NM = Not measured.
- NS = Not sampled.

N

Feet
0 125 250
Scale: 1" = 250'

Silvercroft Wash Release Site
Tucson, Arizona
**First Semi-annual 2024 Groundwater Monitoring Report**

**TDS in Groundwater Contours with MNA Analytical Results, Second Quarter 2024**

ARCADIS

Figure
**14**

T:_ENV\KinderMorgan_SilvercroftWash\GIS\ArcGIS Pro\GWMR 2024 Q1-Q2.aprx\Figure 15 - NO3 contours 2024 Q1 • 8/13/2024 • CMHickma

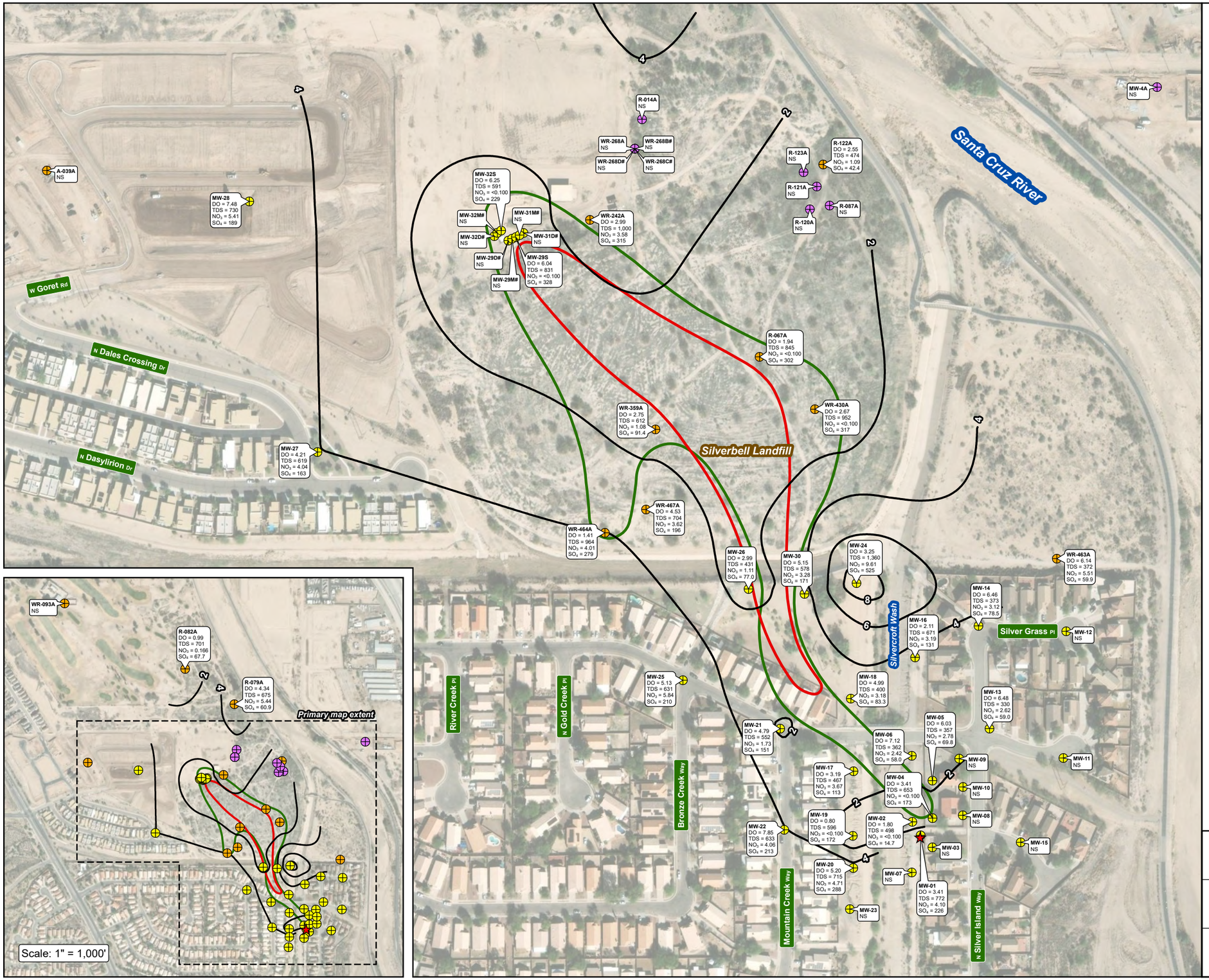


## Legend

- Release point
- Groundwater monitor well (monitored by Arcadis)
- Groundwater monitor well (monitored by Arcadis; formerly monitored by City of Tucson)
- Groundwater monitor well (monitored by City of Tucson)
- Approximate extent of dissolved-phase BTEX above AWQS
- Approximate extent of dissolved-phase MTBE above 20 µg/L
- Nitrate concentration contour

## Notes

- Aerial photo source: ESRI World Imagery.
- Wells were sampled from 2/29 to 3/13/2024.
- Concentrations are expressed in micrograms per liter (µg/L).
- MNA = Monitored natural attenuation.
- DO = Dissolved oxygen.
- TDS = Total dissolved solids.
- $NO_3$ = Nitrate.
- $SO_4$ = Sulfate.
- # = Well is screened at a greater depth than others and is not used in contouring.
- < = Analyte not detected above the indicated laboratory detection limit.
- NM = Not measured.
- NS = Not sampled.

N

0 125 250 Feet

Scale: 1" = 250'

Silvercroft Wash Release Site
Tucson, Arizona
**First Semi-annual 2024 Groundwater Monitoring Report**

# Nitrate in Groundwater Contours with MNA Analytical Results, First Quarter 2024

ARCADIS

Figure 15

T:_ENV\KinderMorgan_SilvercroftWash\GIS\ArcGIS ProGWMR 2024 Q1-Q2.aprx\Figure 16 - NO3 contours 2024 Q2 • 8/13/2024 • CMHickma

## Legend

- Release point
- Groundwater monitor well (monitored by Arcadis)
- Groundwater monitor well (monitored by Arcadis; formerly monitored by City of Tucson)
- Groundwater monitor well (monitored by City of Tucson)
- Approximate extent of dissolved-phase BTEX above AWQS
- Approximate extent of dissolved-phase MTBE above 20 µg/L
- Nitrate concentration contour

## Notes

- Aerial photo source: ESRI World Imagery.
- Wells were sampled from 5/14 to 5/23/2024.
- Concentrations are expressed in micrograms per liter (µg/L).
- MNA = Monitored natural attenuation.
- DO = Dissolved oxygen.
- TDS = Total dissolved solids.
- $NO_3$ = Nitrate.
- $SO_4$ = Sulfate.
- # = Well is screened at a greater depth than others and is not used in contouring.
- < = Analyte not detected above the indicated laboratory detection limit.
- NM = Not measured.
- NS = Not sampled.

N

Feet
0 125 250
Scale: 1" = 250'

Silvercroft Wash Release Site
Tucson, Arizona
**First Semi-annual 2024 Groundwater Monitoring Report**

# Nitrate in Groundwater Contours with MNA Analytical Results, Second Quarter 2024

ARCADIS

Figure
**16**

T:_ENV\KinderMorgan_SilvercroftWash\GIS\ArcGIS Pro\GWMR 2024 Q1-Q2.aprx\Figure 17 - SO4 contours 2024 Q1 • 8/13/2024 • CMHickma

## Legend

- Release point
- Groundwater monitor well (monitored by Arcadis)
- Groundwater monitor well (monitored by Arcadis; formerly monitored by City of Tucson)
- Groundwater monitor well (monitored by City of Tucson)
- Approximate extent of dissolved-phase BTEX above AWQS
- Approximate extent of dissolved-phase MTBE above 20 µg/L
- Sulfate concentration contour

## Notes

- Aerial photo source: ESRI World Imagery.
- Wells were sampled from 2/29 to 3/13/2024.
- Concentrations are expressed in micrograms per liter (µg/L).
- MNA = Monitored natural attenuation.
- DO = Dissolved oxygen.
- TDS = Total dissolved solids.
- $NO_3$ = Nitrate.
- $SO_4$ = Sulfate.
- # = Well is screened at a greater depth than others and is not used in contouring.
- < = Analyte not detected above the indicated laboratory detection limit.
- NM = Not measured.
- NS = Not sampled.

N

0 125 250 Feet

Scale: 1" = 250'

Silvercroft Wash Release Site
Tucson, Arizona
**First Semi-annual 2024 Groundwater Monitoring Report**

**Sulfate in Groundwater Contours with MNA Analytical Results, First Quarter 2024**

ARCADIS

Figure 17

T:_ENV\KinderMorgan_SilvercroftWash\GIS\ArcGIS Pro\GWMR 2024 Q1-Q2.aprx\Figure 18 - SO4 contours 2024 Q2 • 8/13/2024 • CMHickma

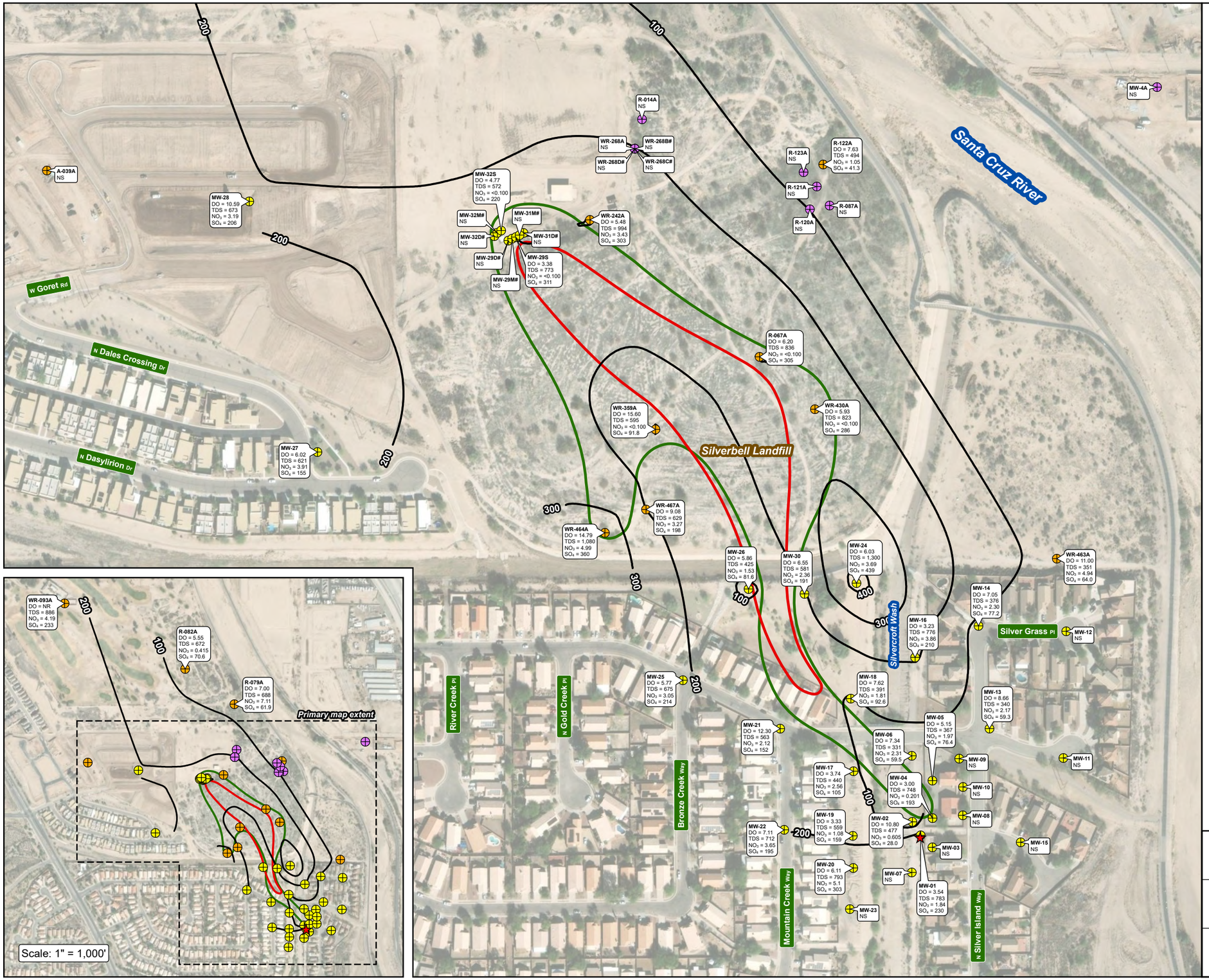


## Legend

- Release point
- Groundwater monitor well (monitored by Arcadis)
- Groundwater monitor well (monitored by Arcadis; formerly monitored by City of Tucson)
- Groundwater monitor well (monitored by City of Tucson)
- Approximate extent of dissolved-phase BTEX above AWQS
- Approximate extent of dissolved-phase MTBE above 20 µg/L
- Sulfate concentration contour

## Notes

- Aerial photo source: ESRI World Imagery.
- Wells were sampled from 5/14 to 5/23/2024.
- Concentrations are expressed in micrograms per liter (µg/L).
- MNA = Monitored natural attenuation.
- DO = Dissolved oxygen.
- TDS = Total dissolved solids.
- $NO_3$ = Nitrate.
- $SO_4$ = Sulfate.
- # = Well is screened at a greater depth than others and is not used in contouring.
- < = Analyte not detected above the indicated laboratory detection limit.
- NM = Not measured.
- NS = Not sampled.

N

Feet
0 125 250
Scale: 1" = 250'

Silvercroft Wash Release Site
Tucson, Arizona
**First Semi-annual 2024 Groundwater Monitoring Report**

**Sulfate in Groundwater Contours with MNA Analytical Results, Second Quarter 2024**

ARCADIS

Figure
**18**

**Figure 19**
**MTBE and Dissolved Oxygen vs. Time in MW-29S**
**Kinder Morgan, Inc.**
**Silvercroft Wash Release Site, Tucson, Arizona**

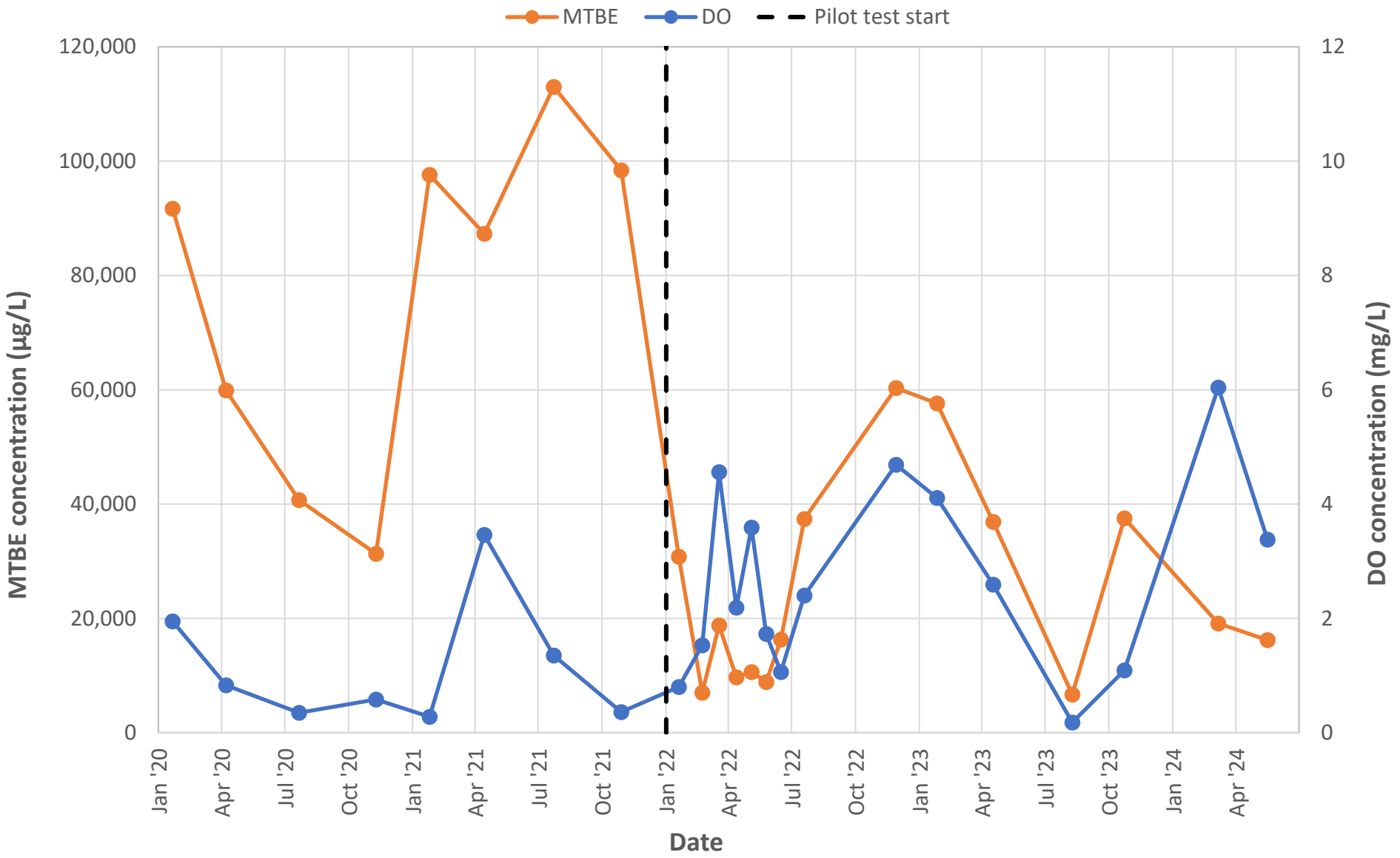

**Figure 20**
**MTBE and Dissolved Oxygen vs. Time in MW-32S**
**Kinder Morgan, Inc.**
**Silvercroft Wash Release Site, Tucson, Arizona**

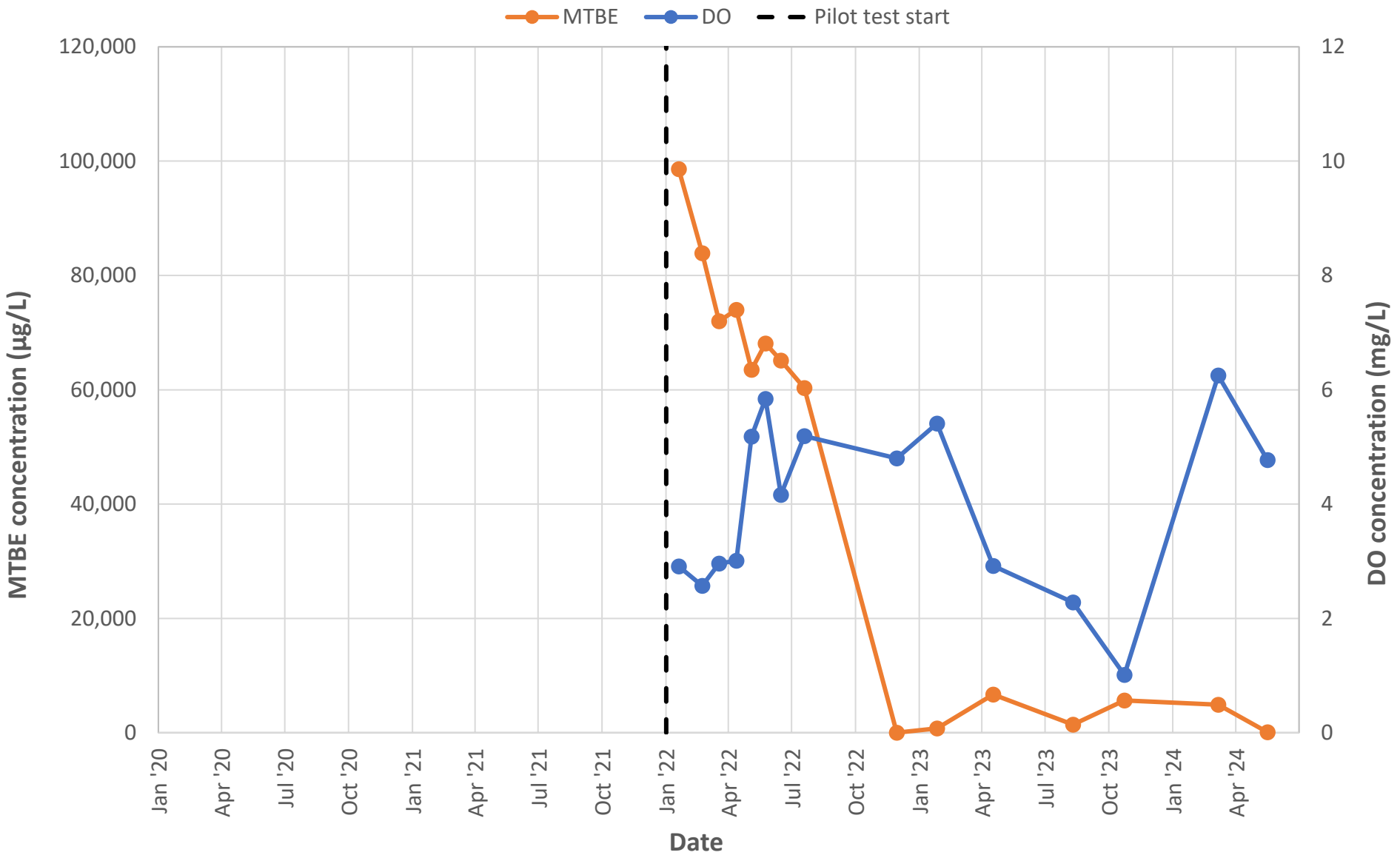

# Appendix A

## ADEQ Approval Email

## Forsberg, Bob

**From:** Joey Pace <Pace.Joey@azdeq.gov>
**Sent:** Friday, September 26, 2014 7:37 AM
**To:** Forsberg, Bob
**Cc:** Julie Hoskin; Paul_Salcido@kindermorgan.com; Nesky, Michael
**Subject:** RE: Silvercroft Sampling Reduction Request

**Importance:** High

Bob:
The VRP **approves** of your request to remove **MW-3, MW-7, MW-8, MW-9, MW-10, MW-11, MW-12, MW-15, and MW-23** from the upgradient monitoring schedule. However, please note that the VRP will request that *MW-10* be returned to the monitoring schedule immediately, if at any time the concentrations in MW-05 rise above the AWQS (including the MDLs in non-detect samples from this well).

The VRP also **approves** of your request to **discontinue the three volume purge comparison sampling of MW-27, MW-28, MW-29S, MW-29M, MW-29D, and MW-30** as of the fourth quarter 2014 sampling event.

Please accept this electronic correspondence as formal approval of the above-referenced items. No hard copy letter will follow. You may begin incorporating these changes as of the fourth quarter 2014 event, scheduled for October 1, 2014.

Regards,


***Joey Pace, Project Manager***
*Arizona Department of Environmental Quality*
*Remedial Projects Section, Voluntary Remediation Program*
*1110 West Washington Street, Mailcode 4415B-1*
*Phoenix, AZ 85007*
*Phone: 602-771-4818*
*Fax: 602-771-4138*


---

**From:** Forsberg, Bob [mailto:Bob.Forsberg@arcadis-us.com]
**Sent:** Thursday, September 25, 2014 1:01 PM
**To:** Joey Pace
**Cc:** Julie Hoskin; Paul_Salcido@kindermorgan.com; Nesky, Michael
**Subject:** Silvercroft Sampling Reduction Request

Hi Joey-

It was great to see you again yesterday. Per our discussion at the meeting on September 24, 2014, KMEP is requesting to reduce the number of wells monitored during the quarterly sampling event. The monitor wells we are requesting to be removed from the quarterly sampling events are the following: MW-3, MW-7, MW-8, MW-9, MW-10, MW-11, MW-12, MW-15, and MW-23. I have attached a figure showing the locations of these wells and historical data. These monitor wells are located upgradient of the source area and have been non-detect below laboratory reporting limits or below Arizona aquifer water quality standards for several consecutive years now. Monitor wells MW-1, MW-20, MW-4, MW-5, and MW-13 will continue to be sampled to provide data regarding the upgradient conditions.

In addition, as agreed to in the meeting, KMEP will discontinue the three volume purge comparison sampling of MW-27, MW-28, MW-29S, MW-29M, MW-29D, and MW-30 during the fourth quarter 2014 sampling event. ADEQ approved the

switch to low flow purge at a meeting on September 23, 2013 but requested that the new wells be sampled using both techniques to compare the methodologies. The new monitor wells have been sampled using both low flow purge technique and three volume purge technique for three consecutive quarters beginning in the first quarter 2014. I have attached is the data associated with the sampling comparisons. The comparison generally demonstrates that there are no major differences in concentrations between the two purge methods. Differences in the concentrations between the two sampling techniques is likely the result of various factors including anisotropy in the subsurface, fate and transport of dissolved-phase hydrocarbon mass, lingering effects of well development activities (e.g., development of MW-30 produced over 4,300 gallons of water, and concluded with a pumping rate of more than 40 gpm for approximately 30 minutes), and attenuation.

As discussed in the meeting, we will be starting our fourth quarter 2014 sampling event on October 1 and would like to incorporate these changes into this event. Please let me know if you need additional information or would like to discuss the data further.

Thanks,
Bob

**Bob Forsberg, R.G.** | Principal Geologist | bob.forsberg@arcadis-us.com

ARCADIS U.S., Inc. | 14201 N. 87th Street, Suite 135 | Scottsdale, AZ 85260
T. 480.905.9311 | M. 602.363.8729 | F. 480.905.9353
www.arcadis-us.com

Professional Registration / RG-AZ, #32162

ARCADIS, Imagine the result
Please consider the environment before printing this email.

NOTICE: This e-mail (and any attachments) may contain PRIVILEGED OR CONFIDENTIAL information and is intended only for the use of the specific individual(s) to whom it is addressed. It may contain information that is privileged and confidential under state and federal law. This information may be used or disclosed only in accordance with law, and you may be subject to penalties under law for improper use or further disclosure of the information in this e-mail and its attachments. If you have received this e-mail in error, please immediately notify the person named above by reply e-mail, and then delete the original e-mail. Thank you.

ARIZONA DEPARTMENT
OF
ENVIRONMENTAL QUALITY

Douglas A. Ducey
Governor

Misael Cabrera
Director

*Sent via Email*

March 21, 2017
VRP17-183

Mr. Paul Salcido, Project Manager, Remediation
Kinder Morgan Energy Partners, L.P.
7776 Pointe Parkway West, #185
Phoenix, AZ 85044

**RE:** **Approval of *Fourth Quarter 2016 Groundwater Monitoring Report***
SFPP Silvercroft Wash Release Site
Tucson, Arizona
Site Code: 506251-00

Dear Mr. Salcido:

The Arizona Department of Environmental Quality Voluntary Remediation Program (VRP) has completed its review of the *Fourth Quarter 2016 Groundwater Monitoring Report* (GMR) dated February 2017 and prepared by ARCADIS on behalf of Kinder Morgan Energy Partners, L.P. (KMEP) for the Santa Fe Pacific Pipeline Partners Silvercroft Wash Release VRP site located in Tucson, Arizona.

The GMR is hereby approved. The VRP has been informed that KMEP has added additional City of Tucson wells to the sampling plan for the site to address the downgradient delineation of methyl tertiary butyl ether. Please be sure to include information regarding the addition of these wells to the sampling plan in the First Quarter 2017 GMR.

If you have any questions, please contact me by electronic mail at jp8@azdeq.gov or at (602) 771-4818.

Regards,

Joey Pace, Project Manager
Voluntary Remediation Program

cc: Robert Forsberg, R.G., ARCADIS U.S., Inc. - *Sent via Email*
Michael Nesky P.E., ARCADIS U.S., Inc. - *Sent via Email*
Gretchen Wagenseller, ADEQ SRO - *Sent via Email*

# Appendix B

## Field Data Sheets, First and Second Quarter 2024

## Kinder Morgan, MW-01, 2024-02-29

| | |
|---|---|
| Project | Kinder Morgan_Silvercroft_E2E |
| Created | 2024-02-29 13:24:56 MST by Sascha Arnold |
| Updated | 2024-02-29 13:57:03 MST by Sascha Arnold |
| Location | , |
| Status | In Progress |

Please refer to the relevant TGI documents contained in the "Reference Files" of this app for additional instruction.

## Index

| | |
|---|---|
| Was Duplicated | 0 |
| Facility ID | 521 |
| Area ID | 1588 |
| Asset ID | 37704 |
| Work Order ID | 834 |
| Work Order Activity Detail ID | 44521 |
| Well or SW Asset | Well |
| Asset Subtype | Monitoring |

## General Information

| | |
|---|---|
| Select Project | Kinder Morgan, Silvercroft, Default Site |
| Client | Kinder Morgan |
| Facility Name | Silvercroft |
| Project Number | 30198741 |
| Area Name | Default Site |
| Location | W Silverbell Tree Dr. / N Silver Island Way, Tucson, AZ |
| Date | 2024-02-29 |
| Field Personnel | Sascha Arnold |
| NOTES AND DIRECTIONS | Also collect ferrous iron and sulfite in the field immediately after sample collection utilizing a Hach® DR820 spectrometer and a Hach® SU-5 Sulfite Test Kit |

## Scope of Work

| | |
|---|---|
| Location Type | Planned |
| Select Asset | MW-01 |
| Asset Name | MW-01 |
| Scope of Work | Q1 2024 GW Sampling, 2024-01-22, Groundwater Monitoring |
| Length Units | Imperial |
| Volume Units | Imperial |
| Work to be Performed at Location | Groundwater Sampling and Water Level Measurement |

Work to be Performed at Location: Gauging Only - well is to be gauged for potentiometric surface and not sampled as part of scope of work Gauging and GW Sampling - Well is gauged and sampled in the same record. Surface Water Sampling - Location is a surface water monitoring location Well Inspection Only - well is not gauged or sampled, only inspected

## Location Info

| | |
|---|---|
| Coordinate Source | Planned |

## Weather Conditions

| | |
|---|---|
| Fetch Weather | N/A |

| | |
|---|---|
| Weather | Sunny, clear |

## Well Details

| | |
|---|---|
| Detail Correction Required | No |
| Top of Screen (ft bgs) | 120.00 |
| Bottom of Screen (ft bgs) | 170.00 |
| Casing Diameter (in) | 4.00 |
| Well Casing Material | PVC |
| Measuring Point (mp) Description | Top of Outer Casing |
| Constructed Total Depth (ft bgs) | 170.00 |
| Enter Gauging Data | Yes |

## Water Elevation Details

| | |
|---|---|
| Gauging Equipment | Interface Probe |
| Gauging Date | 2024-02-28 |
| Gauging Time | 13:25 |

## Well Head Gas Reading

| | |
|---|---|
| Select Screening Parameters | None |
| Is water present? | Yes |
| Static Water Level | 154.22 |
| DTW QC Check | N/A |
| Product Present | No |
| Total Depth Recorded | No |
| Reason Total Depth Not Recorded | Nm |
| TD QC Check | TD is >3 ft from constructed measurement. Check in with PM/TM |
| Water Column | 15.78 |
| Volume in Well | 10.3 |
| Sheen? | No |
| Odor? | No |
| Notes | Fe=0.01, Mn=1.5, sulfite= 0.64-1.28 |
| Enter Evacuation Data | Yes |

## Evacuation Details

| | |
|---|---|
| Evacuation date | 2024-02-29 |
| Purge Method | Low Flow |

## No-Purge

| |
|---|
| Type of No-Purge Equipment Used |

## Retrieval Details

| | |
|---|---|
| If anything has changed since deployment, please note these changes in the general comment section at the end of the form. | |
| Total Time Deployed (days) | Please enter all deployment and retrieval dates and times to calculate elapsed time. |

## Purge

| | |
|---|---|
| Type of Equipment Used - Purge | Submersible Pump |
| Pump Intake Depth | 160 |

| | |
|---|---|
| Purge Start Time | 13:26 |
| Enter Water Quality Parameters | Yes |

## Water Quality Parameters

| | |
|---|---|
| Water Quality Meter Make/Model | YSI 556 |
| Select the Parameters you want to measure below. | |
| Select Measured Parameters | pH, Specific Conductivity, Turbidity (NTU), Dissolved Oxygen (DO) (mg/L), Temperature (°C), Redox (ORP) (mV) |

## -13:26|DTW:154.22|pH: 6.64|SpCND: 1.255|TRB: 0.99|DO: 4.12|T: 23.76|ORP: -328

## Calculation Specific Fields

| | |
|---|---|
| Total Vol Purged L Only | 0 |
| Flow Rate L/min Only | 0.3 |
| Site ID, Well ID | Default Site, MW-01 |
| Reading Time | 13:26 |
| Minutes Elapsed between readings | 0 |
| Total Elapsed Minutes (during parameter readings) | 0 |
| Total Elapsed Minutes from Purge Start Time | 0 |

## Purge and Flow

| | |
|---|---|
| Flow Rate Units | mL/min |
| Flow Rate | 300 |
| Depth to Water | 154.22 |
| Theoretical Total Volume Purged | 0.0 |
| Total Volume Purged Units | mL |
| Total Volume Purged | 0 |

## Parameters

| | |
|---|---|
| pH | 6.64 |
| pH 2 decimals | 6.64 |
| Specific Conductivity Units | mS/cm$^{c}$ |
| Specific Conductivity | 1.255 |
| spec cond sig figs | 1.255 |
| Turbidity (NTU) | 0.99 |
| Turbidity reading outside range of meter? | No |
| turbidity sig figs | 0.99 |
| Dissolved Oxygen (DO) (mg/L) | 4.12 |
| DO 2 decimals | 4.12 |
| Temperature (°C) | 23.76 |
| temp 2 decimals | 23.76 |
| Redox (ORP) (mV) | -328 |
| orp 2 decimals | -328.00 |
| parameters | -13:26\|DTW:154.22\|pH: 6.64\|SpCND: 1.255\|TRB: 0.99\|DO: 4.12\|T: 23.76\|ORP: -328 |
| Stabilization Calculation | 1/3 Measurement intervals before stability can be calculated |
| Color | Clear |

| | |
|---|---|
| Notable Odors | No Odor |

Well is considered stabilized and ready for sample collection when the following is met for three consecutive readings collected at 3 to 5 minute intervals: -turbidity remains within 10% (or if three consecutive values are <5NTU) -specific conductance and temp remain within 3% -ORP within + or - 10 mV -DO within 10% (or if three consecutive values are <0.5 mg/L) -pH within 0.1 unit

## -13:38|DTW:154.22|pH: 6.64|SpCND: 1.263|TRB: 0.9|DO: 3.67|T: 24.2|ORP: -319

### Calculation Specific Fields

| | |
|---|---|
| Total Vol Purged L Only | 0.001 |
| Flow Rate L/min Only | 0.3 |
| Site ID, Well ID | Default Site, MW-01 |
| Reading Time | 13:38 |
| Minutes Elapsed between readings | 12 |
| Total Elapsed Minutes (during parameter readings) | 12 |
| Total Elapsed Minutes from Purge Start Time | 12 |

### Purge and Flow

| | |
|---|---|
| Flow Rate Units | mL/min |
| Flow Rate | 300 |
| Depth to Water | 154.22 |
| Theoretical Total Volume Purged | 0.95 |
| Total Volume Purged Units | mL |
| Total Volume Purged | 1 |

### Parameters

| | |
|---|---|
| pH | 6.64 |
| pH 2 decimals | 6.64 |
| Specific Conductivity Units | mS/cm[c] |
| Specific Conductivity | 1.263 |
| spec cond sig figs | 1.263 |
| Turbidity (NTU) | 0.9 |
| Turbidity reading outside range of meter? | No |
| turbidity sig figs | 0.90 |
| Dissolved Oxygen (DO) (mg/L) | 3.67 |
| DO 2 decimals | 3.67 |
| Temperature (°C) | 24.2 |
| temp 2 decimals | 24.20 |
| Redox (ORP) (mV) | -319 |
| orp 2 decimals | -319.00 |
| parameters | -13:38\|DTW:154.22\|pH: 6.64\|SpCND: 1.263\|TRB: 0.9\|DO: 3.67\|T: 24.2\|ORP: -319 |
| Stabilization Calculation | 2/3 Measurement intervals before stability can be calculated |
| Color | Clear |
| Notable Odors | No Odor |

Well is considered stabilized and ready for sample collection when the following is met for three consecutive readings collected at 3 to 5 minute intervals: -turbidity remains within 10% (or if three consecutive values are <5NTU) -specific conductance and temp remain within 3% -ORP within + or - 10 mV -DO within 10% (or if three consecutive values are <0.5 mg/L) -pH within 0.1 unit

## □-13:43|DTW:154.22|pH: 6.66|SpCND: 1.267|TRB: 0.93|DO: 3.38|T: 23.95|ORP: -320

### Calculation Specific Fields

| | |
|---|---|
| Total Vol Purged L Only | 0.0014 |
| Flow Rate L/min Only | 0.3 |
| Site ID, Well ID | Default Site, MW-01 |
| Reading Time | 13:43 |
| Minutes Elapsed between readings | 5 |
| Total Elapsed Minutes (during parameter readings) | 17 |
| Total Elapsed Minutes from Purge Start Time | 17 |

### Purge and Flow

| | |
|---|---|
| Flow Rate Units | mL/min |
| Flow Rate | 300 |
| Depth to Water | 154.22 |
| Theoretical Total Volume Purged | 1.35 |
| Total Volume Purged Units | mL |
| Total Volume Purged | 1.4 |

### Parameters

| | |
|---|---|
| pH | 6.66 |
| pH 2 decimals | 6.66 |
| Specific Conductivity Units | mS/cm$^{c}$ |
| Specific Conductivity | 1.267 |
| spec cond sig figs | 1.267 |
| Turbidity (NTU) | 0.93 |
| Turbidity reading outside range of meter? | No |
| turbidity sig figs | 0.93 |
| Dissolved Oxygen (DO) (mg/L) | 3.38 |
| DO 2 decimals | 3.38 |
| Temperature (°C) | 23.95 |
| temp 2 decimals | 23.95 |
| Redox (ORP) (mV) | -320 |
| orp 2 decimals | -320.00 |
| parameters | □-13:43\|DTW:154.22\|pH: 6.66\|SpCND: 1.267\|TRB: 0.93\|DO: 3.38\|T: 23.95\|ORP: -320 |
| Stabilization Calculation | pH: □; SpCND: □; TRB: □; DO: □; T: □; ORP: □; Time Elapsed: 17 min<br>Parameters unstable -- Do not sample |
| Color | Clear |
| Notable Odors | No Odor |

Well is considered stabilized and ready for sample collection when the following is met for three consecutive readings collected at 3 to 5 minute intervals: -turbidity remains within 10% (or if three consecutive values are <5NTU) -specific conductance and temp remain within 3% -ORP within + or - 10 mV -DO within 10% (or if three consecutive values are <0.5 mg/L) -pH within 0.1 unit

## □-13:52|DTW:154.22|pH: 6.68|SpCND: 1.267|TRB: 0.94|DO: 3.41|T: 23.62|ORP: -319

### Calculation Specific Fields

| | |
|---|---|
| Total Vol Purged L Only | 0.0021 |

| | |
|---|---|
| Flow Rate L/min Only | 0.3 |
| Site ID, Well ID | Default Site, MW-01 |
| Reading Time | 13:52 |
| Minutes Elapsed between readings | 9 |
| Total Elapsed Minutes (during parameter readings) | 26 |
| Total Elapsed Minutes from Purge Start Time | 26 |

## Purge and Flow

| | |
|---|---|
| Flow Rate Units | mL/min |
| Flow Rate | 300 |
| Depth to Water | 154.22 |
| Theoretical Total Volume Purged | 2.06 |
| Total Volume Purged Units | mL |
| Total Volume Purged | 2.1 |

## Parameters

| | |
|---|---|
| pH | 6.68 |
| pH 2 decimals | 6.68 |
| Specific Conductivity Units | mS/cm[c] |
| Specific Conductivity | 1.267 |
| spec cond sig figs | 1.267 |
| Turbidity (NTU) | 0.94 |
| Turbidity reading outside range of meter? | No |
| turbidity sig figs | 0.94 |
| Dissolved Oxygen (DO) (mg/L) | 3.41 |
| DO 2 decimals | 3.41 |
| Temperature (°C) | 23.62 |
| temp 2 decimals | 23.62 |
| Redox (ORP) (mV) | -319 |
| orp 2 decimals | -319.00 |
| parameters | -13:52\|DTW:154.22\|pH: 6.68\|SpCND: 1.267\|TRB: 0.94\|DO: 3.41\|T: 23.62\|ORP: -319 |
| Stabilization Calculation | pH: ; SpCND: ; TRB: ; DO: ; T: ; ORP: ; Time Elapsed: 26 min<br>All Parameters Stable -- Okay to sample |
| Color | Clear |
| Notable Odors | No Odor |

Well is considered stabilized and ready for sample collection when the following is met for three consecutive readings collected at 3 to 5 minute intervals: -turbidity remains within 10% (or if three consecutive values are <5NTU) -specific conductance and temp remain within 3% -ORP within + or - 10 mV -DO within 10% (or if three consecutive values are <0.5 mg/L) -pH within 0.1 unit

| | |
|---|---|
| Purge End Time (Before Sample Collection) | 13:55 |
| Theoretical Total Volume Purged | 2.06 |
| Total Purged | 2 |
| Well Volumes Purged | 0.19 |
| Did well go dry? | No |

## Well Dry

In order to view and enter sampling information below, you must measure DTW upon return and enter it in the field above.

## Sample Information

| | |
|---|---|
| Type of Equipment Used - Sample | Submersible Pump |
| Enter Inspection Data | No |

## Flow Measurements

## Mid-Section

### Segment 1

When depth > 2.5 ft, enter the average of 2 depth velocity readings.

### Segment 2

When depth > 2.5 ft, enter the average of 2 depth velocity readings.

### Segment 3

When depth > 2.5 ft, enter the average of 2 depth velocity readings.

### Segment 4

When depth > 2.5 ft, enter the average of 2 depth velocity readings.

### Segment 5

When depth > 2.5 ft, enter the average of 2 depth velocity readings.

### Segment 6

When depth > 2.5 ft, enter the average of 2 depth velocity readings.

### Segment 7

When depth > 2.5 ft, enter the average of 2 depth velocity readings.

### Segment 8

When depth > 2.5 ft, enter the average of 2 depth velocity readings.

### Segment 9

When depth > 2.5 ft, enter the average of 2 depth velocity readings.

### Segment 10

When depth > 2.5 ft, enter the average of 2 depth velocity readings.

### Segment 11

When depth > 2.5 ft, enter the average of 2 depth velocity readings.

### Segment 12

When depth > 2.5 ft, enter the average of 2 depth velocity readings.

### Segment 13

When depth > 2.5 ft, enter the average of 2 depth velocity readings.

### Segment 14

When depth > 2.5 ft, enter the average of 2 depth velocity readings.

## Segment 15

When depth > 2.5 ft, enter the average of 2 depth velocity readings.

## Segment 16

When depth > 2.5 ft, enter the average of 2 depth velocity readings.

## Segment 17

When depth > 2.5 ft, enter the average of 2 depth velocity readings.

## Segment 18

When depth > 2.5 ft, enter the average of 2 depth velocity readings.

## Segment 19

When depth > 2.5 ft, enter the average of 2 depth velocity readings.

## Segment 20

When depth > 2.5 ft, enter the average of 2 depth velocity readings.

## Segment 21

When depth > 2.5 ft, enter the average of 2 depth velocity readings.

## Segment 22

When depth > 2.5 ft, enter the average of 2 depth velocity readings.

## Segment 23

When depth > 2.5 ft, enter the average of 2 depth velocity readings.

## Segment 24

When depth > 2.5 ft, enter the average of 2 depth velocity readings.

## Segment 25

When depth > 2.5 ft, enter the average of 2 depth velocity readings.

## Segment 26

When depth > 2.5 ft, enter the average of 2 depth velocity readings.

## Segment 27

When depth > 2.5 ft, enter the average of 2 depth velocity readings.

## Segment 28

When depth > 2.5 ft, enter the average of 2 depth velocity readings.

## Segment 29

When depth > 2.5 ft, enter the average of 2 depth velocity readings.

## Segment 30

When depth > 2.5 ft, enter the average of 2 depth velocity readings.

## Close Out

| | |
|---|---|
| Scope of Work Status | In Progress |

| | |
|---|---|
| General Comments | None |

## Kinder Morgan, MW-02, 2024-03-01

| | |
|---|---|
| Project | Kinder Morgan_Silvercroft_E2E |
| Created | 2024-03-01 08:19:36 MST by Sascha Arnold |
| Updated | 2024-03-01 10:54:41 MST by Sascha Arnold |
| Location | , |
| Status | In Progress |

Please refer to the relevant TGI documents contained in the "Reference Files" of this app for additional instruction.

## Index

| | |
|---|---|
| Was Duplicated | 0 |
| Facility ID | 521 |
| Area ID | 1588 |
| Asset ID | 37705 |
| Work Order ID | 834 |
| Work Order Activity Detail ID | 44522 |
| Well or SW Asset | Well |
| Asset Subtype | Monitoring |

## General Information

| | |
|---|---|
| Select Project | Kinder Morgan, Silvercroft, Default Site |
| Client | Kinder Morgan |
| Facility Name | Silvercroft |
| Project Number | 30198741 |
| Area Name | Default Site |
| Location | W Silverbell Tree Dr. / N Silver Island Way, Tucson, AZ |
| Date | 2024-03-01 |
| Field Personnel | Sascha Arnold |
| NOTES AND DIRECTIONS | Also collect ferrous iron and sulfite in the field immediately after sample collection utilizing a Hach® DR820 spectrometer and a Hach® SU-5 Sulfite Test Kit |

## Scope of Work

| | |
|---|---|
| Location Type | Planned |
| Select Asset | MW-02 |
| Asset Name | MW-02 |
| Scope of Work | Q1 2024 GW Sampling, 2024-01-22, Groundwater Monitoring |
| Length Units | Imperial |
| Volume Units | Imperial |
| Work to be Performed at Location | Groundwater Sampling and Water Level Measurement |

Work to be Performed at Location: Gauging Only - well is to be gauged for potentiometric surface and not sampled as part of scope of work Gauging and GW Sampling - Well is gauged and sampled in the same record. Surface Water Sampling - Location is a surface water monitoring location Well Inspection Only - well is not gauged or sampled, only inspected

## Location Info

| | |
|---|---|
| Coordinate Source | Planned |

## Weather Conditions

| | |
|---|---|
| Fetch Weather | N/A |

| | |
|---|---|
| Weather | Sunny,clear |

## Well Details

| | |
|---|---|
| Detail Correction Required | No |
| Top of Screen (ft bgs) | 130.00 |
| Bottom of Screen (ft bgs) | 170.00 |
| Casing Diameter (in) | 4.00 |
| Well Casing Material | PVC |
| Measuring Point (mp) Description | Top of Outer Casing |
| Constructed Total Depth (ft bgs) | 170.00 |
| Enter Gauging Data | Yes |

## Water Elevation Details

| | |
|---|---|
| Gauging Equipment | Interface Probe |
| Gauging Date | 2024-02-28 |
| Gauging Time | 08:20 |

## Well Head Gas Reading

| | |
|---|---|
| Select Screening Parameters | None |
| Is water present? | Yes |
| Static Water Level | 150.02 |
| DTW QC Check | N/A |
| Product Present | No |
| Total Depth Recorded | No |
| Reason Total Depth Not Recorded | Nm |
| TD QC Check | TD is >3 ft from constructed measurement. Check in with PM/TM |
| Water Column | 19.98 |
| Volume in Well | 13.04 |
| Sheen? | No |
| Odor? | No |
| Notes | Fe=2.0, Mn=3.3, 0.64-1.28 |
| Enter Evacuation Data | Yes |

## Evacuation Details

| | |
|---|---|
| Evacuation date | 2024-03-01 |
| Purge Method | Low Flow |

## No-Purge

| |
|---|
| Type of No-Purge Equipment Used |

## Retrieval Details

| | |
|---|---|
| If anything has changed since deployment, please note these changes in the general comment section at the end of the form. | |
| Total Time Deployed (days) | Please enter all deployment and retrieval dates and times to calculate elapsed time. |

## Purge

| | |
|---|---|
| Type of Equipment Used - Purge | Submersible Pump |
| Pump Intake Depth | 156 |

| | |
|---|---|
| Purge Start Time | 08:38 |
| Enter Water Quality Parameters | Yes |

## Water Quality Parameters

| | |
|---|---|
| Water Quality Meter Make/Model | YSI 556 |
| Select the Parameters you want to measure below. | |
| Select Measured Parameters | pH, Specific Conductivity, Turbidity (NTU), Dissolved Oxygen (DO) (mg/L), Temperature (°C), Redox (ORP) (mV) |

## -08:38|DTW:150.02|pH: 6.43|SpCND: 0.831|TRB: 1.33|DO: 3.44|T: 19.74|ORP: -348

## Calculation Specific Fields

| | |
|---|---|
| Total Vol Purged L Only | 0 |
| Flow Rate L/min Only | 0.3 |
| Site ID, Well ID | Default Site, MW-02 |
| Reading Time | 08:38 |
| Minutes Elapsed between readings | 0 |
| Total Elapsed Minutes (during parameter readings) | 0 |
| Total Elapsed Minutes from Purge Start Time | 0 |

## Purge and Flow

| | |
|---|---|
| Flow Rate Units | mL/min |
| Flow Rate | 300 |
| Depth to Water | 150.02 |
| Theoretical Total Volume Purged | 0.0 |
| Total Volume Purged Units | mL |
| Total Volume Purged | 0 |

## Parameters

| | |
|---|---|
| pH | 6.43 |
| pH 2 decimals | 6.43 |
| Specific Conductivity Units | mS/cm$^{c}$ |
| Specific Conductivity | 0.831 |
| spec cond sig figs | 0.831 |
| Turbidity (NTU) | 1.33 |
| Turbidity reading outside range of meter? | No |
| turbidity sig figs | 1.3 |
| Dissolved Oxygen (DO) (mg/L) | 3.44 |
| DO 2 decimals | 3.44 |
| Temperature (°C) | 19.74 |
| temp 2 decimals | 19.74 |
| Redox (ORP) (mV) | -348 |
| orp 2 decimals | -348.00 |
| parameters | -08:38\|DTW:150.02\|pH: 6.43\|SpCND: 0.831\|TRB: 1.33\|DO: 3.44\|T: 19.74\|ORP: -348 |
| Stabilization Calculation | 1/3 Measurement intervals before stability can be calculated |
| Color | Clear |

| | |
|---|---|
| Notable Odors | No Odor |

Well is considered stabilized and ready for sample collection when the following is met for three consecutive readings collected at 3 to 5 minute intervals: -turbidity remains within 10% (or if three consecutive values are <5NTU) -specific conductance and temp remain within 3% -ORP within + or - 10 mV -DO within 10% (or if three consecutive values are <0.5 mg/L) -pH within 0.1 unit

## -08:45|DTW:150.02|pH: 6.49|SpCND: 0.842|TRB: 1.44|DO: 1.91|T: 20.05|ORP: -353

### Calculation Specific Fields

| | |
|---|---|
| Total Vol Purged L Only | 0.5 |
| Flow Rate L/min Only | 0.3 |
| Site ID, Well ID | Default Site, MW-02 |
| Reading Time | 08:45 |
| Minutes Elapsed between readings | 7 |
| Total Elapsed Minutes (during parameter readings) | 7 |
| Total Elapsed Minutes from Purge Start Time | 7 |

### Purge and Flow

| | |
|---|---|
| Flow Rate Units | mL/min |
| Flow Rate | 300 |
| Depth to Water | 150.02 |
| Theoretical Total Volume Purged | 0.55 |
| Total Volume Purged Units | L |
| Total Volume Purged | 0.5 |

### Parameters

| | |
|---|---|
| pH | 6.49 |
| pH 2 decimals | 6.49 |
| Specific Conductivity Units | mS/cm$^{c}$ |
| Specific Conductivity | 0.842 |
| spec cond sig figs | 0.842 |
| Turbidity (NTU) | 1.44 |
| Turbidity reading outside range of meter? | No |
| turbidity sig figs | 1.4 |
| Dissolved Oxygen (DO) (mg/L) | 1.91 |
| DO 2 decimals | 1.91 |
| Temperature (°C) | 20.05 |
| temp 2 decimals | 20.05 |
| Redox (ORP) (mV) | -353 |
| orp 2 decimals | -353.00 |
| parameters | -08:45\|DTW:150.02\|pH: 6.49\|SpCND: 0.842\|TRB: 1.44\|DO: 1.91\|T: 20.05\|ORP: -353 |
| Stabilization Calculation | 2/3 Measurement intervals before stability can be calculated |
| Color | Clear |
| Notable Odors | No Odor |

Well is considered stabilized and ready for sample collection when the following is met for three consecutive readings collected at 3 to 5 minute intervals: -turbidity remains within 10% (or if three consecutive values are <5NTU) -specific conductance and temp remain within 3% -ORP within + or - 10 mV -DO within 10% (or if three consecutive values are <0.5 mg/L) -pH within 0.1 unit

## □-08:54|DTW:150.02|pH: 6.53|SpCND: 0.849|TRB: 1.4|DO: 1.88|T: 19.95|ORP: -348

### Calculation Specific Fields

| | |
|---|---|
| Total Vol Purged L Only | 0.0012 |
| Flow Rate L/min Only | 0.3 |
| Site ID, Well ID | Default Site, MW-02 |
| Reading Time | 08:54 |
| Minutes Elapsed between readings | 9 |
| Total Elapsed Minutes (during parameter readings) | 16 |
| Total Elapsed Minutes from Purge Start Time | 16 |

### Purge and Flow

| | |
|---|---|
| Flow Rate Units | mL/min |
| Flow Rate | 300 |
| Depth to Water | 150.02 |
| Theoretical Total Volume Purged | 1.26 |
| Total Volume Purged Units | mL |
| Total Volume Purged | 1.2 |

### Parameters

| | |
|---|---|
| pH | 6.53 |
| pH 2 decimals | 6.53 |
| Specific Conductivity Units | mS/cm[c] |
| Specific Conductivity | 0.849 |
| spec cond sig figs | 0.849 |
| Turbidity (NTU) | 1.4 |
| Turbidity reading outside range of meter? | No |
| turbidity sig figs | 1.4 |
| Dissolved Oxygen (DO) (mg/L) | 1.88 |
| DO 2 decimals | 1.88 |
| Temperature (°C) | 19.95 |
| temp 2 decimals | 19.95 |
| Redox (ORP) (mV) | -348 |
| orp 2 decimals | -348.00 |
| parameters | □-08:54\|DTW:150.02\|pH: 6.53\|SpCND: 0.849\|TRB: 1.4\|DO: 1.88\|T: 19.95\|ORP: -348 |
| Stabilization Calculation | pH: □; SpCND: □; TRB: □; DO: □; T: □; ORP: □; Time Elapsed: 16 min<br>Parameters unstable -- Do not sample |
| Color | Clear |
| Notable Odors | No Odor |

Well is considered stabilized and ready for sample collection when the following is met for three consecutive readings collected at 3 to 5 minute intervals: -turbidity remains within 10% (or if three consecutive values are <5NTU) -specific conductance and temp remain within 3% -ORP within + or - 10 mV -DO within 10% (or if three consecutive values are <0.5 mg/L) -pH within 0.1 unit

## □-09:02|DTW:150.02|pH: 6.54|SpCND: 0.853|TRB: 1.4|DO: 1.8|T: 20.01|ORP: -350

### Calculation Specific Fields

| | |
|---|---|
| Total Vol Purged L Only | 0.0019 |

| | |
|---|---|
| Flow Rate L/min Only | 0.3 |
| Site ID, Well ID | Default Site, MW-02 |
| Reading Time | 09:02 |
| Minutes Elapsed between readings | 8 |
| Total Elapsed Minutes (during parameter readings) | 24 |
| Total Elapsed Minutes from Purge Start Time | 24 |

## Purge and Flow

| | |
|---|---|
| Flow Rate Units | mL/min |
| Flow Rate | 300 |
| Depth to Water | 150.02 |
| Theoretical Total Volume Purged | 1.89 |
| Total Volume Purged Units | mL |
| Total Volume Purged | 1.9 |

## Parameters

| | |
|---|---|
| pH | 6.54 |
| pH 2 decimals | 6.54 |
| Specific Conductivity Units | mS/cm[c] |
| Specific Conductivity | 0.853 |
| spec cond sig figs | 0.853 |
| Turbidity (NTU) | 1.4 |
| Turbidity reading outside range of meter? | No |
| turbidity sig figs | 1.4 |
| Dissolved Oxygen (DO) (mg/L) | 1.8 |
| DO 2 decimals | 1.80 |
| Temperature (°C) | 20.01 |
| temp 2 decimals | 20.01 |
| Redox (ORP) (mV) | -350 |
| orp 2 decimals | -350.00 |
| parameters | -09:02\|DTW:150.02\|pH: 6.54\|SpCND: 0.853\|TRB: 1.4\|DO: 1.8\|T: 20.01\|ORP: -350 |
| Stabilization Calculation | pH: ; SpCND: ; TRB: ; DO: ; T: ; ORP: ; Time Elapsed: 24 min<br>All Parameters Stable -- Okay to sample |
| Color | Clear |
| Notable Odors | No Odor |

Well is considered stabilized and ready for sample collection when the following is met for three consecutive readings collected at 3 to 5 minute intervals: -turbidity remains within 10% (or if three consecutive values are <5NTU) -specific conductance and temp remain within 3% -ORP within + or - 10 mV -DO within 10% (or if three consecutive values are <0.5 mg/L) -pH within 0.1 unit

| | |
|---|---|
| Purge End Time (Before Sample Collection) | 09:04 |
| Theoretical Total Volume Purged | 1.89 |
| Total Purged | 1.9 |
| Well Volumes Purged | 0.15 |
| Did well go dry? | No |

## Well Dry

In order to view and enter sampling information below, you must measure DTW upon return and enter it in the field above.

## Sample Information

| | |
|---|---|
| Type of Equipment Used - Sample | Submersible Pump |
| Enter Inspection Data | No |

## Flow Measurements

## Mid-Section

### Segment 1

When depth > 2.5 ft, enter the average of 2 depth velocity readings.

### Segment 2

When depth > 2.5 ft, enter the average of 2 depth velocity readings.

### Segment 3

When depth > 2.5 ft, enter the average of 2 depth velocity readings.

### Segment 4

When depth > 2.5 ft, enter the average of 2 depth velocity readings.

### Segment 5

When depth > 2.5 ft, enter the average of 2 depth velocity readings.

### Segment 6

When depth > 2.5 ft, enter the average of 2 depth velocity readings.

### Segment 7

When depth > 2.5 ft, enter the average of 2 depth velocity readings.

### Segment 8

When depth > 2.5 ft, enter the average of 2 depth velocity readings.

### Segment 9

When depth > 2.5 ft, enter the average of 2 depth velocity readings.

### Segment 10

When depth > 2.5 ft, enter the average of 2 depth velocity readings.

### Segment 11

When depth > 2.5 ft, enter the average of 2 depth velocity readings.

### Segment 12

When depth > 2.5 ft, enter the average of 2 depth velocity readings.

### Segment 13

When depth > 2.5 ft, enter the average of 2 depth velocity readings.

### Segment 14

When depth > 2.5 ft, enter the average of 2 depth velocity readings.

## Segment 15

When depth > 2.5 ft, enter the average of 2 depth velocity readings.

## Segment 16

When depth > 2.5 ft, enter the average of 2 depth velocity readings.

## Segment 17

When depth > 2.5 ft, enter the average of 2 depth velocity readings.

## Segment 18

When depth > 2.5 ft, enter the average of 2 depth velocity readings.

## Segment 19

When depth > 2.5 ft, enter the average of 2 depth velocity readings.

## Segment 20

When depth > 2.5 ft, enter the average of 2 depth velocity readings.

## Segment 21

When depth > 2.5 ft, enter the average of 2 depth velocity readings.

## Segment 22

When depth > 2.5 ft, enter the average of 2 depth velocity readings.

## Segment 23

When depth > 2.5 ft, enter the average of 2 depth velocity readings.

## Segment 24

When depth > 2.5 ft, enter the average of 2 depth velocity readings.

## Segment 25

When depth > 2.5 ft, enter the average of 2 depth velocity readings.

## Segment 26

When depth > 2.5 ft, enter the average of 2 depth velocity readings.

## Segment 27

When depth > 2.5 ft, enter the average of 2 depth velocity readings.

## Segment 28

When depth > 2.5 ft, enter the average of 2 depth velocity readings.

## Segment 29

When depth > 2.5 ft, enter the average of 2 depth velocity readings.

## Segment 30

When depth > 2.5 ft, enter the average of 2 depth velocity readings.

## Close Out

| | |
|---|---|
| Scope of Work Status | In Progress |

| | |
|---|---|
| General Comments | Collect duplicate |

## Kinder Morgan, MW-04, 2024-02-29

| | |
|---|---|
| Project | Kinder Morgan_Silvercroft_E2E |
| Created | 2024-02-29 08:04:12 MST by Sascha Arnold |
| Updated | 2024-02-29 10:33:52 MST by Sascha Arnold |
| Location | , |
| Status | In Progress |

Please refer to the relevant TGI documents contained in the "Reference Files" of this app for additional instruction.

## Index

| | |
|---|---|
| Was Duplicated | 0 |
| Facility ID | 521 |
| Area ID | 1588 |
| Asset ID | 37707 |
| Work Order ID | 834 |
| Work Order Activity Detail ID | 44524 |
| Well or SW Asset | Well |
| Asset Subtype | Monitoring |

## General Information

| | |
|---|---|
| Select Project | Kinder Morgan, Silvercroft, Default Site |
| Client | Kinder Morgan |
| Facility Name | Silvercroft |
| Project Number | 30198741 |
| Area Name | Default Site |
| Location | W Silverbell Tree Dr. / N Silver Island Way, Tucson, AZ |
| Date | 2024-02-29 |
| Field Personnel | Sascha Arnold |
| NOTES AND DIRECTIONS | Also collect ferrous iron and sulfite in the field immediately after sample collection utilizing a Hach® DR820 spectrometer and a Hach® SU-5 Sulfite Test Kit |

## Scope of Work

| | |
|---|---|
| Location Type | Planned |
| Select Asset | MW-04 |
| Asset Name | MW-04 |
| Scope of Work | Q1 2024 GW Sampling, 2024-01-22, Groundwater Monitoring |
| Length Units | Imperial |
| Volume Units | Imperial |
| Work to be Performed at Location | Groundwater Sampling and Water Level Measurement |

Work to be Performed at Location: Gauging Only - well is to be gauged for potentiometric surface and not sampled as part of scope of work Gauging and GW Sampling - Well is gauged and sampled in the same record. Surface Water Sampling - Location is a surface water monitoring location Well Inspection Only - well is not gauged or sampled, only inspected

## Location Info

| | |
|---|---|
| Coordinate Source | Planned |

## Weather Conditions

| | |
|---|---|
| Fetch Weather | N/A |

| | |
|---|---|
| Weather | Sunny, clear |

## Well Details

| | |
|---|---|
| Detail Correction Required | No |
| Top of Screen (ft bgs) | 130.00 |
| Bottom of Screen (ft bgs) | 170.00 |
| Casing Diameter (in) | 4.00 |
| Well Casing Material | PVC |
| Measuring Point (mp) Description | Top of Inner Casing |
| Constructed Total Depth (ft bgs) | 170.00 |
| Enter Gauging Data | Yes |

## Water Elevation Details

| | |
|---|---|
| Gauging Equipment | Interface Probe |
| Gauging Date | 2024-02-28 |
| Gauging Time | 08:06 |

## Well Head Gas Reading

| | |
|---|---|
| Select Screening Parameters | None |
| Is water present? | Yes |
| Static Water Level | 155.05 |
| DTW QC Check | N/A |
| Product Present | No |
| Total Depth Recorded | No |
| Reason Total Depth Not Recorded | Nm |
| TD QC Check | TD is >3 ft from constructed measurement. Check in with PM/TM |
| Water Column | 14.95 |
| Volume in Well | 9.76 |
| Sheen? | No |
| Odor? | No |
| Notes | Fe=0.04 , Mn=2.6 , sulfite=0.64-1.28 |
| Enter Evacuation Data | Yes |

## Evacuation Details

| | |
|---|---|
| Evacuation date | 2024-02-29 |
| Purge Method | Low Flow |

## No-Purge

| |
|---|
| Type of No-Purge Equipment Used |

## Retrieval Details

| | |
|---|---|
| If anything has changed since deployment, please note these changes in the general comment section at the end of the form. | |
| Total Time Deployed (days) | Please enter all deployment and retrieval dates and times to calculate elapsed time. |

## Purge

| | |
|---|---|
| Type of Equipment Used - Purge | Submersible Pump |
| Pump Intake Depth | 161 |

| | |
|---|---|
| Purge Start Time | 09:56 |
| Enter Water Quality Parameters | Yes |

## Water Quality Parameters

| | |
|---|---|
| Water Quality Meter Make/Model | YSI 556 |
| Select the Parameters you want to measure below. | |
| Select Measured Parameters | pH, Specific Conductivity, Turbidity (NTU), Dissolved Oxygen (DO) (mg/L), Temperature (°C), Redox (ORP) (mV) |

## -09:57|DTW:155.05|pH: 6.42|SpCND: 1.056|TRB: 1.33|DO: 4.94|T: 17.56|ORP: -327

## Calculation Specific Fields

| | |
|---|---|
| Total Vol Purged L Only | 0 |
| Flow Rate L/min Only | 0.3 |
| Site ID, Well ID | Default Site, MW-04 |
| Reading Time | 09:57 |
| Minutes Elapsed between readings | 0 |
| Total Elapsed Minutes (during parameter readings) | 0 |
| Total Elapsed Minutes from Purge Start Time | 1 |

## Purge and Flow

| | |
|---|---|
| Flow Rate Units | mL/min |
| Flow Rate | 300 |
| Depth to Water | 155.05 |
| Theoretical Total Volume Purged | 0.08 |
| Total Volume Purged Units | mL |
| Total Volume Purged | 0 |

## Parameters

| | |
|---|---|
| pH | 6.42 |
| pH 2 decimals | 6.42 |
| Specific Conductivity Units | mS/cm$^{c}$ |
| Specific Conductivity | 1.056 |
| spec cond sig figs | 1.056 |
| Turbidity (NTU) | 1.33 |
| Turbidity reading outside range of meter? | No |
| turbidity sig figs | 1.3 |
| Dissolved Oxygen (DO) (mg/L) | 4.94 |
| DO 2 decimals | 4.94 |
| Temperature (°C) | 17.56 |
| temp 2 decimals | 17.56 |
| Redox (ORP) (mV) | -327 |
| orp 2 decimals | -327.00 |
| parameters | -09:57\|DTW:155.05\|pH: 6.42\|SpCND: 1.056\|TRB: 1.33\|DO: 4.94\|T: 17.56\|ORP: -327 |
| Stabilization Calculation | 1/3 Measurement intervals before stability can be calculated |
| Color | Clear |

| | |
|---|---|
| Notable Odors | No Odor |

Well is considered stabilized and ready for sample collection when the following is met for three consecutive readings collected at 3 to 5 minute intervals: -turbidity remains within 10% (or if three consecutive values are <5NTU) -specific conductance and temp remain within 3% -ORP within + or - 10 mV -DO within 10% (or if three consecutive values are <0.5 mg/L) -pH within 0.1 unit

## -10:07|DTW:155.05|pH: 6.5|SpCND: 1.069|TRB: 1.47|DO: 3.58|T: 17.17|ORP: -318

### Calculation Specific Fields

| | |
|---|---|
| Total Vol Purged L Only | 0.0009 |
| Flow Rate L/min Only | 0.3 |
| Site ID, Well ID | Default Site, MW-04 |
| Reading Time | 10:07 |
| Minutes Elapsed between readings | 10 |
| Total Elapsed Minutes (during parameter readings) | 10 |
| Total Elapsed Minutes from Purge Start Time | 11 |

### Purge and Flow

| | |
|---|---|
| Flow Rate Units | mL/min |
| Flow Rate | 300 |
| Depth to Water | 155.05 |
| Theoretical Total Volume Purged | 0.87 |
| Total Volume Purged Units | mL |
| Total Volume Purged | 0.9 |

### Parameters

| | |
|---|---|
| pH | 6.5 |
| pH 2 decimals | 6.50 |
| Specific Conductivity Units | mS/cm[c] |
| Specific Conductivity | 1.069 |
| spec cond sig figs | 1.069 |
| Turbidity (NTU) | 1.47 |
| Turbidity reading outside range of meter? | No |
| turbidity sig figs | 1.5 |
| Dissolved Oxygen (DO) (mg/L) | 3.58 |
| DO 2 decimals | 3.58 |
| Temperature (°C) | 17.17 |
| temp 2 decimals | 17.17 |
| Redox (ORP) (mV) | -318 |
| orp 2 decimals | -318.00 |
| parameters | -10:07\|DTW:155.05\|pH: 6.5\|SpCND: 1.069\|TRB: 1.47\|DO: 3.58\|T: 17.17\|ORP: -318 |
| Stabilization Calculation | 2/3 Measurement intervals before stability can be calculated |
| Color | Clear |
| Notable Odors | No Odor |

Well is considered stabilized and ready for sample collection when the following is met for three consecutive readings collected at 3 to 5 minute intervals: -turbidity remains within 10% (or if three consecutive values are <5NTU) -specific conductance and temp remain within 3% -ORP within + or - 10 mV -DO within 10% (or if three consecutive values are <0.5 mg/L) -pH within 0.1 unit

## -10:12|DTW:155.05|pH: 6.5|SpCND: 1.061|TRB: 1.5|DO: 3.39|T: 17.21|ORP: -324

### Calculation Specific Fields

| | |
|---|---|
| Total Vol Purged L Only | 0.0013 |
| Flow Rate L/min Only | 0.3 |
| Site ID, Well ID | Default Site, MW-04 |
| Reading Time | 10:12 |
| Minutes Elapsed between readings | 5 |
| Total Elapsed Minutes (during parameter readings) | 15 |
| Total Elapsed Minutes from Purge Start Time | 16 |

### Purge and Flow

| | |
|---|---|
| Flow Rate Units | mL/min |
| Flow Rate | 300 |
| Depth to Water | 155.05 |
| Theoretical Total Volume Purged | 1.27 |
| Total Volume Purged Units | mL |
| Total Volume Purged | 1.3 |

### Parameters

| | |
|---|---|
| pH | 6.5 |
| pH 2 decimals | 6.50 |
| Specific Conductivity Units | mS/cm[c] |
| Specific Conductivity | 1.061 |
| spec cond sig figs | 1.061 |
| Turbidity (NTU) | 1.5 |
| Turbidity reading outside range of meter? | No |
| turbidity sig figs | 1.5 |
| Dissolved Oxygen (DO) (mg/L) | 3.39 |
| DO 2 decimals | 3.39 |
| Temperature (°C) | 17.21 |
| temp 2 decimals | 17.21 |
| Redox (ORP) (mV) | -324 |
| orp 2 decimals | -324.00 |
| parameters | -10:12\|DTW:155.05\|pH: 6.5\|SpCND: 1.061\|TRB: 1.5\|DO: 3.39\|T: 17.21\|ORP: -324 |
| Stabilization Calculation | pH: ; SpCND: ; TRB: ; DO: ; T: ; ORP: ; Time Elapsed: 15 min<br>Parameters unstable -- Do not sample |
| Color | Clear |
| Notable Odors | No Odor |

Well is considered stabilized and ready for sample collection when the following is met for three consecutive readings collected at 3 to 5 minute intervals: -turbidity remains within 10% (or if three consecutive values are <5NTU) -specific conductance and temp remain within 3% -ORP within + or - 10 mV -DO within 10% (or if three consecutive values are <0.5 mg/L) -pH within 0.1 unit

## -10:17|DTW:155.05|pH: 6.52|SpCND: 1.07|TRB: 1.45|DO: 3.41|T: 17.29|ORP: -326

### Calculation Specific Fields

| | |
|---|---|
| Total Vol Purged L Only | 0.0017 |

| | |
|---|---|
| Flow Rate L/min Only | 0.3 |
| Site ID, Well ID | Default Site, MW-04 |
| Reading Time | 10:17 |
| Minutes Elapsed between readings | 5 |
| Total Elapsed Minutes (during parameter readings) | 20 |
| Total Elapsed Minutes from Purge Start Time | 21 |

## Purge and Flow

| | |
|---|---|
| Flow Rate Units | mL/min |
| Flow Rate | 300 |
| Depth to Water | 155.05 |
| Theoretical Total Volume Purged | 1.67 |
| Total Volume Purged Units | mL |
| Total Volume Purged | 1.7 |

## Parameters

| | |
|---|---|
| pH | 6.52 |
| pH 2 decimals | 6.52 |
| Specific Conductivity Units | mS/cm[c] |
| Specific Conductivity | 1.07 |
| spec cond sig figs | 1.07 |
| Turbidity (NTU) | 1.45 |
| Turbidity reading outside range of meter? | No |
| turbidity sig figs | 1.4 |
| Dissolved Oxygen (DO) (mg/L) | 3.41 |
| DO 2 decimals | 3.41 |
| Temperature (°C) | 17.29 |
| temp 2 decimals | 17.29 |
| Redox (ORP) (mV) | -326 |
| orp 2 decimals | -326.00 |
| parameters | -10:17\|DTW:155.05\|pH: 6.52\|SpCND: 1.07\|TRB: 1.45\|DO: 3.41\|T: 17.29\|ORP: -326 |
| Stabilization Calculation | pH: ; SpCND: ; TRB: ; DO: ; T: ; ORP: ; Time Elapsed: 20 min<br>All Parameters Stable -- Okay to sample |
| Color | Clear |
| Notable Odors | No Odor |

Well is considered stabilized and ready for sample collection when the following is met for three consecutive readings collected at 3 to 5 minute intervals: -turbidity remains within 10% (or if three consecutive values are <5NTU) -specific conductance and temp remain within 3% -ORP within + or - 10 mV -DO within 10% (or if three consecutive values are <0.5 mg/L) -pH within 0.1 unit

| | |
|---|---|
| Purge End Time (Before Sample Collection) | 10:20 |
| Theoretical Total Volume Purged | 1.67 |
| Total Purged | 2 |
| Well Volumes Purged | 0.20 |
| Did well go dry? | No |

## Well Dry

In order to view and enter sampling information below, you must measure DTW upon return and enter it in the field above.

## Sample Information

| | |
|---|---|
| Type of Equipment Used - Sample | Submersible Pump |
| Enter Inspection Data | No |

## Flow Measurements

## Mid-Section

### Segment 1

When depth > 2.5 ft, enter the average of 2 depth velocity readings.

### Segment 2

When depth > 2.5 ft, enter the average of 2 depth velocity readings.

### Segment 3

When depth > 2.5 ft, enter the average of 2 depth velocity readings.

### Segment 4

When depth > 2.5 ft, enter the average of 2 depth velocity readings.

### Segment 5

When depth > 2.5 ft, enter the average of 2 depth velocity readings.

### Segment 6

When depth > 2.5 ft, enter the average of 2 depth velocity readings.

### Segment 7

When depth > 2.5 ft, enter the average of 2 depth velocity readings.

### Segment 8

When depth > 2.5 ft, enter the average of 2 depth velocity readings.

### Segment 9

When depth > 2.5 ft, enter the average of 2 depth velocity readings.

### Segment 10

When depth > 2.5 ft, enter the average of 2 depth velocity readings.

### Segment 11

When depth > 2.5 ft, enter the average of 2 depth velocity readings.

### Segment 12

When depth > 2.5 ft, enter the average of 2 depth velocity readings.

### Segment 13

When depth > 2.5 ft, enter the average of 2 depth velocity readings.

### Segment 14

When depth > 2.5 ft, enter the average of 2 depth velocity readings.

## Segment 15

When depth > 2.5 ft, enter the average of 2 depth velocity readings.

## Segment 16

When depth > 2.5 ft, enter the average of 2 depth velocity readings.

## Segment 17

When depth > 2.5 ft, enter the average of 2 depth velocity readings.

## Segment 18

When depth > 2.5 ft, enter the average of 2 depth velocity readings.

## Segment 19

When depth > 2.5 ft, enter the average of 2 depth velocity readings.

## Segment 20

When depth > 2.5 ft, enter the average of 2 depth velocity readings.

## Segment 21

When depth > 2.5 ft, enter the average of 2 depth velocity readings.

## Segment 22

When depth > 2.5 ft, enter the average of 2 depth velocity readings.

## Segment 23

When depth > 2.5 ft, enter the average of 2 depth velocity readings.

## Segment 24

When depth > 2.5 ft, enter the average of 2 depth velocity readings.

## Segment 25

When depth > 2.5 ft, enter the average of 2 depth velocity readings.

## Segment 26

When depth > 2.5 ft, enter the average of 2 depth velocity readings.

## Segment 27

When depth > 2.5 ft, enter the average of 2 depth velocity readings.

## Segment 28

When depth > 2.5 ft, enter the average of 2 depth velocity readings.

## Segment 29

When depth > 2.5 ft, enter the average of 2 depth velocity readings.

## Segment 30

When depth > 2.5 ft, enter the average of 2 depth velocity readings.

## Close Out

| | |
|---|---|
| Scope of Work Status | In Progress |

| | |
|---|---|
| General Comments | None |

## Kinder Morgan, MW-05, 2024-02-29

| | |
|---|---|
| Project | Kinder Morgan_Silvercroft_E2E |
| Created | 2024-02-29 14:32:36 MST by Sascha Arnold |
| Updated | 2024-02-29 14:50:03 MST by Sascha Arnold |
| Location | , |
| Status | In Progress |

Please refer to the relevant TGI documents contained in the "Reference Files" of this app for additional instruction.

## Index

| | |
|---|---|
| Was Duplicated | 0 |
| Planned Latitude | 32.2600837100 |
| Planned_Longitude | -111.0117039500 |
| Facility ID | 521 |
| Area ID | 1588 |
| Asset ID | 37708 |
| Work Order ID | 834 |
| Work Order Activity Detail ID | 44525 |
| Well or SW Asset | Well |
| Asset Subtype | Monitoring |

## General Information

| | |
|---|---|
| Select Project | Kinder Morgan, Silvercroft, Default Site |
| Client | Kinder Morgan |
| Facility Name | Silvercroft |
| Project Number | 30198741 |
| Area Name | Default Site |
| Location | W Silverbell Tree Dr. / N Silver Island Way, Tucson, AZ |
| Date | 2024-02-29 |
| Field Personnel | Sascha Arnold |
| NOTES AND DIRECTIONS | Also collect ferrous iron and sulfite in the field immediately after sample collection utilizing a Hach® DR820 spectrometer and a Hach® SU-5 Sulfite Test Kit |

## Scope of Work

| | |
|---|---|
| Location Type | Planned |
| Select Asset | MW-05 |
| Asset Name | MW-05 |
| Scope of Work | Q1 2024 GW Sampling, 2024-01-22, Groundwater Monitoring |
| Length Units | Imperial |
| Volume Units | Imperial |
| Work to be Performed at Location | Groundwater Sampling and Water Level Measurement |

Work to be Performed at Location: Gauging Only - well is to be gauged for potentiometric surface and not sampled as part of scope of work Gauging and GW Sampling - Well is gauged and sampled in the same record. Surface Water Sampling - Location is a surface water monitoring location Well Inspection Only - well is not gauged or sampled, only inspected

## Location Info

| | |
|---|---|
| Coordinate Source | Planned |

## Weather Conditions

| | |
|---|---|
| Fetch Weather | N/A |
| Weather | Sunny, clear |

## Well Details

| | |
|---|---|
| Detail Correction Required | No |
| Top of Screen (ft bgs) | 130.00 |
| Bottom of Screen (ft bgs) | 170.00 |
| Casing Diameter (in) | 4.00 |
| Well Casing Material | PVC |
| Measuring Point (mp) Description | Top of Outer Casing |
| Constructed Total Depth (ft bgs) | 170.00 |
| Enter Gauging Data | Yes |

## Water Elevation Details

| | |
|---|---|
| Gauging Equipment | Interface Probe |
| Gauging Date | 2024-02-28 |
| Gauging Time | 14:33 |

## Well Head Gas Reading

| | |
|---|---|
| Select Screening Parameters | None |
| Is water present? | Yes |
| Static Water Level | 155.09 |
| DTW QC Check | N/A |
| Product Present | No |
| Total Depth Recorded | No |
| Reason Total Depth Not Recorded | Nm |
| TD QC Check | TD is >3 ft from constructed measurement. Check in with PM/TM |
| Water Column | 14.91 |
| Volume in Well | 9.73 |
| Sheen? | No |
| Odor? | No |
| Notes | Fe=0.02, Mn=1.6, sulfite=0.64-1.28 |
| Enter Evacuation Data | Yes |

## Evacuation Details

| | |
|---|---|
| Evacuation date | 2024-02-29 |
| Purge Method | Low Flow |

## No-Purge

| | |
|---|---|
| Type of No-Purge Equipment Used | |

## Retrieval Details

| | |
|---|---|
| If anything has changed since deployment, please note these changes in the general comment section at the end of the form. | |
| Total Time Deployed (days) | Please enter all deployment and retrieval dates and times to calculate elapsed time. |

## Purge

| | |
|---|---|
| Type of Equipment Used - Purge | Submersible Pump |
| Pump Intake Depth | 160 |
| Purge Start Time | 14:34 |
| Enter Water Quality Parameters | Yes |

## Water Quality Parameters

| | |
|---|---|
| Water Quality Meter Make/Model | YSI 556 |
| Select the Parameters you want to measure below. | |
| Select Measured Parameters | pH, Specific Conductivity, Turbidity (NTU), Dissolved Oxygen (DO) (mg/L), Temperature (°C), Redox (ORP) (mV) |

## -14:35|DTW:155.09|pH: 7.33|SpCND: 0.603|TRB: 1.79|DO: 6.43|T: 23.01|ORP: -289

## Calculation Specific Fields

| | |
|---|---|
| Total Vol Purged L Only | 0 |
| Flow Rate L/min Only | 0.3 |
| Site ID, Well ID | Default Site, MW-05 |
| Reading Time | 14:35 |
| Minutes Elapsed between readings | 0 |
| Total Elapsed Minutes (during parameter readings) | 0 |
| Total Elapsed Minutes from Purge Start Time | 1 |

## Purge and Flow

| | |
|---|---|
| Flow Rate Units | mL/min |
| Flow Rate | 300 |
| Depth to Water | 155.09 |
| Theoretical Total Volume Purged | 0.08 |
| Total Volume Purged Units | mL |
| Total Volume Purged | 0 |

## Parameters

| | |
|---|---|
| pH | 7.33 |
| pH 2 decimals | 7.33 |
| Specific Conductivity Units | mS/cm$^{c}$ |
| Specific Conductivity | 0.603 |
| spec cond sig figs | 0.603 |
| Turbidity (NTU) | 1.79 |
| Turbidity reading outside range of meter? | No |
| turbidity sig figs | 1.8 |
| Dissolved Oxygen (DO) (mg/L) | 6.43 |
| DO 2 decimals | 6.43 |
| Temperature (°C) | 23.01 |
| temp 2 decimals | 23.01 |
| Redox (ORP) (mV) | -289 |
| orp 2 decimals | -289.00 |
| parameters | -14:35\|DTW:155.09\|pH: 7.33\|SpCND: 0.603\|TRB: 1.79\|DO: 6.43\|T: 23.01\|ORP: -289 |

| | |
|---|---|
| Stabilization Calculation | 1/3 Measurement intervals before stability can be calculated |
| Color | Clear |
| Notable Odors | No Odor |

Well is considered stabilized and ready for sample collection when the following is met for three consecutive readings collected at 3 to 5 minute intervals: -turbidity remains within 10% (or if three consecutive values are <5NTU) -specific conductance and temp remain within 3% -ORP within + or - 10 mV -DO within 10% (or if three consecutive values are <0.5 mg/L) -pH within 0.1 unit

## -14:41|DTW:155.09|pH: 7.32|SpCND: 0.595|TRB: 1.85|DO: 6.11|T: 23.15|ORP: -287

### Calculation Specific Fields

| | |
|---|---|
| Total Vol Purged L Only | 0.0006 |
| Flow Rate L/min Only | 0.3 |
| Site ID, Well ID | Default Site, MW-05 |
| Reading Time | 14:41 |
| Minutes Elapsed between readings | 6 |
| Total Elapsed Minutes (during parameter readings) | 6 |
| Total Elapsed Minutes from Purge Start Time | 7 |

### Purge and Flow

| | |
|---|---|
| Flow Rate Units | mL/min |
| Flow Rate | 300 |
| Depth to Water | 155.09 |
| Theoretical Total Volume Purged | 0.56 |
| Total Volume Purged Units | mL |
| Total Volume Purged | 0.6 |

### Parameters

| | |
|---|---|
| pH | 7.32 |
| pH 2 decimals | 7.32 |
| Specific Conductivity Units | mS/cm$^{c}$ |
| Specific Conductivity | 0.595 |
| spec cond sig figs | 0.595 |
| Turbidity (NTU) | 1.85 |
| Turbidity reading outside range of meter? | No |
| turbidity sig figs | 1.9 |
| Dissolved Oxygen (DO) (mg/L) | 6.11 |
| DO 2 decimals | 6.11 |
| Temperature (°C) | 23.15 |
| temp 2 decimals | 23.15 |
| Redox (ORP) (mV) | -287 |
| orp 2 decimals | -287.00 |
| parameters | -14:41\|DTW:155.09\|pH: 7.32\|SpCND: 0.595\|TRB: 1.85\|DO: 6.11\|T: 23.15\|ORP: -287 |
| Stabilization Calculation | 2/3 Measurement intervals before stability can be calculated |
| Color | Clear |
| Notable Odors | No Odor |

Well is considered stabilized and ready for sample collection when the following is met for three consecutive readings collected at 3 to 5 minute intervals: -turbidity remains within 10% (or if three consecutive values are <5NTU) -specific conductance and temp remain within 3% -ORP within + or - 10 mV -DO within 10% (or if three consecutive values are <0.5 mg/L) -pH within 0.1 unit

## □-14:46|DTW:155.09|pH: 7.35|SpCND: 0.595|TRB: 1.85|DO: 6.03|T: 23.06|ORP: -286

### Calculation Specific Fields

| | |
|---|---|
| Total Vol Purged L Only | 0.001 |
| Flow Rate L/min Only | 0.3 |
| Site ID, Well ID | Default Site, MW-05 |
| Reading Time | 14:46 |
| Minutes Elapsed between readings | 5 |
| Total Elapsed Minutes (during parameter readings) | 11 |
| Total Elapsed Minutes from Purge Start Time | 12 |

### Purge and Flow

| | |
|---|---|
| Flow Rate Units | mL/min |
| Flow Rate | 300 |
| Depth to Water | 155.09 |
| Theoretical Total Volume Purged | 0.96 |
| Total Volume Purged Units | mL |
| Total Volume Purged | 1 |

### Parameters

| | |
|---|---|
| pH | 7.35 |
| pH 2 decimals | 7.35 |
| Specific Conductivity Units | mS/cm$^{c}$ |
| Specific Conductivity | 0.595 |
| spec cond sig figs | 0.595 |
| Turbidity (NTU) | 1.85 |
| Turbidity reading outside range of meter? | No |
| turbidity sig figs | 1.9 |
| Dissolved Oxygen (DO) (mg/L) | 6.03 |
| DO 2 decimals | 6.03 |
| Temperature (°C) | 23.06 |
| temp 2 decimals | 23.06 |
| Redox (ORP) (mV) | -286 |
| orp 2 decimals | -286.00 |
| parameters | □-14:46\|DTW:155.09\|pH: 7.35\|SpCND: 0.595\|TRB: 1.85\|DO: 6.03\|T: 23.06\|ORP: -286 |
| Stabilization Calculation | pH: □; SpCND: □; TRB: □; DO: □; T: □; ORP: □; Time Elapsed: 11 min<br>All Parameters Stable -- Okay to sample |
| Color | Clear |
| Notable Odors | No Odor |

Well is considered stabilized and ready for sample collection when the following is met for three consecutive readings collected at 3 to 5 minute intervals: -turbidity remains within 10% (or if three consecutive values are <5NTU) -specific conductance and temp remain within 3% -ORP within + or - 10 mV -DO within 10% (or if three consecutive values are <0.5 mg/L) -pH within 0.1 unit

| | |
|---|---|
| Purge End Time (Before Sample Collection) | 14:48 |

| | |
|---|---|
| Theoretical Total Volume Purged | 0.96 |
| Total Purged | 1 |
| Well Volumes Purged | 0.10 |
| Did well go dry? | No |

## Well Dry

In order to view and enter sampling information below, you must measure DTW upon return and enter it in the field above.

## Sample Information

| | |
|---|---|
| Type of Equipment Used - Sample | Submersible Pump |

## Flow Measurements

## Mid-Section

## Segment 1

When depth > 2.5 ft, enter the average of 2 depth velocity readings.

## Segment 2

When depth > 2.5 ft, enter the average of 2 depth velocity readings.

## Segment 3

When depth > 2.5 ft, enter the average of 2 depth velocity readings.

## Segment 4

When depth > 2.5 ft, enter the average of 2 depth velocity readings.

## Segment 5

When depth > 2.5 ft, enter the average of 2 depth velocity readings.

## Segment 6

When depth > 2.5 ft, enter the average of 2 depth velocity readings.

## Segment 7

When depth > 2.5 ft, enter the average of 2 depth velocity readings.

## Segment 8

When depth > 2.5 ft, enter the average of 2 depth velocity readings.

## Segment 9

When depth > 2.5 ft, enter the average of 2 depth velocity readings.

## Segment 10

When depth > 2.5 ft, enter the average of 2 depth velocity readings.

## Segment 11

When depth > 2.5 ft, enter the average of 2 depth velocity readings.

## Segment 12

When depth > 2.5 ft, enter the average of 2 depth velocity readings.

## Segment 13

When depth > 2.5 ft, enter the average of 2 depth velocity readings.

## Segment 14

When depth > 2.5 ft, enter the average of 2 depth velocity readings.

## Segment 15

When depth > 2.5 ft, enter the average of 2 depth velocity readings.

## Segment 16

When depth > 2.5 ft, enter the average of 2 depth velocity readings.

## Segment 17

When depth > 2.5 ft, enter the average of 2 depth velocity readings.

## Segment 18

When depth > 2.5 ft, enter the average of 2 depth velocity readings.

## Segment 19

When depth > 2.5 ft, enter the average of 2 depth velocity readings.

## Segment 20

When depth > 2.5 ft, enter the average of 2 depth velocity readings.

## Segment 21

When depth > 2.5 ft, enter the average of 2 depth velocity readings.

## Segment 22

When depth > 2.5 ft, enter the average of 2 depth velocity readings.

## Segment 23

When depth > 2.5 ft, enter the average of 2 depth velocity readings.

## Segment 24

When depth > 2.5 ft, enter the average of 2 depth velocity readings.

## Segment 25

When depth > 2.5 ft, enter the average of 2 depth velocity readings.

## Segment 26

When depth > 2.5 ft, enter the average of 2 depth velocity readings.

## Segment 27

When depth > 2.5 ft, enter the average of 2 depth velocity readings.

## Segment 28

When depth > 2.5 ft, enter the average of 2 depth velocity readings.

## Segment 29

When depth > 2.5 ft, enter the average of 2 depth velocity readings.

## Segment 30

When depth > 2.5 ft, enter the average of 2 depth velocity readings.

## Close Out

| | |
|---|---|
| Scope of Work Status | In Progress |
| General Comments | None |

## Kinder Morgan, MW-06, 2024-03-06

| | |
|---|---|
| Project | Kinder Morgan_Silvercroft_E2E |
| Created | 2024-03-06 08:33:28 MST by Sascha Arnold |
| Updated | 2024-03-06 09:05:24 MST by Sascha Arnold |
| Location | , |
| Status | In Progress |

Please refer to the relevant TGI documents contained in the "Reference Files" of this app for additional instruction.

## Index

| | |
|---|---|
| Was Duplicated | 0 |
| Planned Latitude | 32.2602598500 |
| Planned_Longitude | -111.0118732600 |
| Facility ID | 521 |
| Area ID | 1588 |
| Asset ID | 37709 |
| Work Order ID | 834 |
| Work Order Activity Detail ID | 44526 |
| Well or SW Asset | Well |
| Asset Subtype | Monitoring |

## General Information

| | |
|---|---|
| Select Project | Kinder Morgan, Silvercroft, Default Site |
| Client | Kinder Morgan |
| Facility Name | Silvercroft |
| Project Number | 30198741 |
| Area Name | Default Site |
| Location | W Silverbell Tree Dr. / N Silver Island Way, Tucson, AZ |
| Date | 2024-03-06 |
| Field Personnel | Sascha Arnold |
| NOTES AND DIRECTIONS | Also collect ferrous iron and sulfite in the field immediately after sample collection utilizing a Hach® DR820 spectrometer and a Hach® SU-5 Sulfite Test Kit |

## Scope of Work

| | |
|---|---|
| Location Type | Planned |
| Select Asset | MW-06 |
| Asset Name | MW-06 |
| Scope of Work | Q1 2024 GW Sampling, 2024-01-22, Groundwater Monitoring |
| Length Units | Imperial |
| Volume Units | Imperial |
| Work to be Performed at Location | Groundwater Sampling and Water Level Measurement |

Work to be Performed at Location: Gauging Only - well is to be gauged for potentiometric surface and not sampled as part of scope of work Gauging and GW Sampling - Well is gauged and sampled in the same record. Surface Water Sampling - Location is a surface water monitoring location Well Inspection Only - well is not gauged or sampled, only inspected

## Location Info

| | |
|---|---|
| Coordinate Source | Planned |

## Weather Conditions

| | |
|---|---|
| Fetch Weather | N/A |
| Weather | Cloudy, cool |

## Well Details

| | |
|---|---|
| Detail Correction Required | No |
| Top of Screen (ft bgs) | 130.00 |
| Bottom of Screen (ft bgs) | 170.00 |
| Casing Diameter (in) | 4.00 |
| Well Casing Material | PVC |
| Measuring Point (mp) Description | Top of Outer Casing |
| Constructed Total Depth (ft bgs) | 170.00 |
| Enter Gauging Data | Yes |

## Water Elevation Details

| | |
|---|---|
| Gauging Equipment | Interface Probe |
| Gauging Date | 2024-02-28 |
| Gauging Time | 08:34 |

## Well Head Gas Reading

| | |
|---|---|
| Select Screening Parameters | None |
| Is water present? | Yes |
| Static Water Level | 150.43 |
| DTW QC Check | N/A |
| Product Present | No |
| Total Depth Recorded | No |
| Reason Total Depth Not Recorded | Nm |
| TD QC Check | TD is >3 ft from constructed measurement. Check in with PM/TM |
| Water Column | 19.57 |
| Volume in Well | 12.78 |
| Sheen? | No |
| Odor? | No |
| Notes | Fe=0.03, Mn=1.3, sulfite=0.64-1.28 |
| Enter Evacuation Data | Yes |

## Evacuation Details

| | |
|---|---|
| Evacuation date | 2024-03-06 |
| Purge Method | Low Flow |

## No-Purge

| | |
|---|---|
| Type of No-Purge Equipment Used | |

## Retrieval Details

| | |
|---|---|
| If anything has changed since deployment, please note these changes in the general comment section at the end of the form. | |
| Total Time Deployed (days) | Please enter all deployment and retrieval dates and times to calculate elapsed time. |

## Purge

| | |
|---|---|
| Type of Equipment Used - Purge | Submersible Pump |
| Pump Intake Depth | 160 |
| Purge Start Time | 08:52 |
| Enter Water Quality Parameters | Yes |

## Water Quality Parameters

| | |
|---|---|
| Water Quality Meter Make/Model | YSI 556 |
| Select the Parameters you want to measure below. | |
| Select Measured Parameters | pH, Specific Conductivity, Turbidity (NTU), Dissolved Oxygen (DO) (mg/L), Temperature (°C), Redox (ORP) (mV) |

## -08:52|DTW:150.43|pH: 7.41|SpCND: 0.547|TRB: 0.89|DO: 7.87|T: 22.44|ORP: -299

## Calculation Specific Fields

| | |
|---|---|
| Total Vol Purged L Only | 0 |
| Flow Rate L/min Only | 0.3 |
| Site ID, Well ID | Default Site, MW-06 |
| Reading Time | 08:52 |
| Minutes Elapsed between readings | 0 |
| Total Elapsed Minutes (during parameter readings) | 0 |
| Total Elapsed Minutes from Purge Start Time | 0 |

## Purge and Flow

| | |
|---|---|
| Flow Rate Units | mL/min |
| Flow Rate | 300 |
| Depth to Water | 150.43 |
| Theoretical Total Volume Purged | 0.0 |
| Total Volume Purged Units | gal |
| Total Volume Purged | 0 |

## Parameters

| | |
|---|---|
| pH | 7.41 |
| pH 2 decimals | 7.41 |
| Specific Conductivity Units | mS/cm$^{c}$ |
| Specific Conductivity | 0.547 |
| spec cond sig figs | 0.547 |
| Turbidity (NTU) | 0.89 |
| Turbidity reading outside range of meter? | No |
| turbidity sig figs | 0.89 |
| Dissolved Oxygen (DO) (mg/L) | 7.87 |
| DO 2 decimals | 7.87 |
| Temperature (°C) | 22.44 |
| temp 2 decimals | 22.44 |
| Redox (ORP) (mV) | -299 |
| orp 2 decimals | -299.00 |
| parameters | -08:52\|DTW:150.43\|pH: 7.41\|SpCND: 0.547\|TRB: 0.89\|DO: 7.87\|T: 22.44\|ORP: -299 |

| | |
|---|---|
| Stabilization Calculation | 1/3 Measurement intervals before stability can be calculated |
| Color | Clear |
| Notable Odors | No Odor |

Well is considered stabilized and ready for sample collection when the following is met for three consecutive readings collected at 3 to 5 minute intervals: -turbidity remains within 10% (or if three consecutive values are <5NTU) -specific conductance and temp remain within 3% -ORP within + or - 10 mV -DO within 10% (or if three consecutive values are <0.5 mg/L) -pH within 0.1 unit

## -08:56|DTW:151.72|pH: 7.47|SpCND: 0.548|TRB: 0.75|DO: 7.7|T: 22.41|ORP: -302

## Calculation Specific Fields

| | |
|---|---|
| Total Vol Purged L Only | 1.135623 |
| Flow Rate L/min Only | 0.3 |
| Site ID, Well ID | Default Site, MW-06 |
| Reading Time | 08:56 |
| Minutes Elapsed between readings | 4 |
| Total Elapsed Minutes (during parameter readings) | 4 |
| Total Elapsed Minutes from Purge Start Time | 4 |

## Purge and Flow

| | |
|---|---|
| Flow Rate Units | mL/min |
| Flow Rate | 300 |
| Depth to Water | 151.72 |
| Theoretical Total Volume Purged | 0.32 |
| Total Volume Purged Units | gal |
| Total Volume Purged | 0.3 |

## Parameters

| | |
|---|---|
| pH | 7.47 |
| pH 2 decimals | 7.47 |
| Specific Conductivity Units | mS/cm$^{c}$ |
| Specific Conductivity | 0.548 |
| spec cond sig figs | 0.548 |
| Turbidity (NTU) | 0.75 |
| Turbidity reading outside range of meter? | No |
| turbidity sig figs | 0.75 |
| Dissolved Oxygen (DO) (mg/L) | 7.7 |
| DO 2 decimals | 7.70 |
| Temperature (°C) | 22.41 |
| temp 2 decimals | 22.41 |
| Redox (ORP) (mV) | -302 |
| orp 2 decimals | -302.00 |
| parameters | -08:56\|DTW:151.72\|pH: 7.47\|SpCND: 0.548\|TRB: 0.75\|DO: 7.7\|T: 22.41\|ORP: -302 |
| Stabilization Calculation | 2/3 Measurement intervals before stability can be calculated |
| Color | Clear |
| Notable Odors | No Odor |

Well is considered stabilized and ready for sample collection when the following is met for three consecutive readings collected at 3 to 5 minute intervals: -turbidity remains within 10% (or if three consecutive values are <5NTU) -specific conductance and temp remain within 3% -ORP within + or - 10 mV -DO within 10% (or if three consecutive values are <0.5 mg/L) -pH within 0.1 unit

## □-09:02|DTW:151.72|pH: 7.49|SpCND: 0.548|TRB: 0.88|DO: 7.12|T: 22.34|ORP: -303

### Calculation Specific Fields

| | |
|---|---|
| Total Vol Purged L Only | 3.028328 |
| Flow Rate L/min Only | 0.3 |
| Site ID, Well ID | Default Site, MW-06 |
| Reading Time | 09:02 |
| Minutes Elapsed between readings | 6 |
| Total Elapsed Minutes (during parameter readings) | 10 |
| Total Elapsed Minutes from Purge Start Time | 10 |

### Purge and Flow

| | |
|---|---|
| Flow Rate Units | mL/min |
| Flow Rate | 300 |
| Depth to Water | 151.72 |
| Theoretical Total Volume Purged | 0.8 |
| Total Volume Purged Units | gal |
| Total Volume Purged | 0.8 |

### Parameters

| | |
|---|---|
| pH | 7.49 |
| pH 2 decimals | 7.49 |
| Specific Conductivity Units | mS/cm$^{c}$ |
| Specific Conductivity | 0.548 |
| spec cond sig figs | 0.548 |
| Turbidity (NTU) | 0.88 |
| Turbidity reading outside range of meter? | No |
| turbidity sig figs | 0.88 |
| Dissolved Oxygen (DO) (mg/L) | 7.12 |
| DO 2 decimals | 7.12 |
| Temperature (°C) | 22.34 |
| temp 2 decimals | 22.34 |
| Redox (ORP) (mV) | -303 |
| orp 2 decimals | -303.00 |
| parameters | □-09:02\|DTW:151.72\|pH: 7.49\|SpCND: 0.548\|TRB: 0.88\|DO: 7.12\|T: 22.34\|ORP: -303 |
| Stabilization Calculation | pH: □; SpCND: □; TRB: □; DO: □; T: □; ORP: □; Time Elapsed: 10 min<br>All Parameters Stable -- Okay to sample |
| Color | Clear |
| Notable Odors | No Odor |

Well is considered stabilized and ready for sample collection when the following is met for three consecutive readings collected at 3 to 5 minute intervals: -turbidity remains within 10% (or if three consecutive values are <5NTU) -specific conductance and temp remain within 3% -ORP within + or - 10 mV -DO within 10% (or if three consecutive values are <0.5 mg/L) -pH within 0.1 unit

| | |
|---|---|
| Purge End Time (Before Sample Collection) | 09:05 |

| | |
|---|---|
| Theoretical Total Volume Purged | 0.8 |
| Total Purged | 0.8 |
| Well Volumes Purged | 0.06 |
| Did well go dry? | No |

## Well Dry

In order to view and enter sampling information below, you must measure DTW upon return and enter it in the field above.

## Sample Information

| | |
|---|---|
| Type of Equipment Used - Sample | Submersible Pump |
| Enter Inspection Data | No |

## Flow Measurements

## Mid-Section

## Segment 1

When depth > 2.5 ft, enter the average of 2 depth velocity readings.

## Segment 2

When depth > 2.5 ft, enter the average of 2 depth velocity readings.

## Segment 3

When depth > 2.5 ft, enter the average of 2 depth velocity readings.

## Segment 4

When depth > 2.5 ft, enter the average of 2 depth velocity readings.

## Segment 5

When depth > 2.5 ft, enter the average of 2 depth velocity readings.

## Segment 6

When depth > 2.5 ft, enter the average of 2 depth velocity readings.

## Segment 7

When depth > 2.5 ft, enter the average of 2 depth velocity readings.

## Segment 8

When depth > 2.5 ft, enter the average of 2 depth velocity readings.

## Segment 9

When depth > 2.5 ft, enter the average of 2 depth velocity readings.

## Segment 10

When depth > 2.5 ft, enter the average of 2 depth velocity readings.

## Segment 11

When depth > 2.5 ft, enter the average of 2 depth velocity readings.

## Segment 12

When depth > 2.5 ft, enter the average of 2 depth velocity readings.

## Segment 13

When depth > 2.5 ft, enter the average of 2 depth velocity readings.

## Segment 14

When depth > 2.5 ft, enter the average of 2 depth velocity readings.

## Segment 15

When depth > 2.5 ft, enter the average of 2 depth velocity readings.

## Segment 16

When depth > 2.5 ft, enter the average of 2 depth velocity readings.

## Segment 17

When depth > 2.5 ft, enter the average of 2 depth velocity readings.

## Segment 18

When depth > 2.5 ft, enter the average of 2 depth velocity readings.

## Segment 19

When depth > 2.5 ft, enter the average of 2 depth velocity readings.

## Segment 20

When depth > 2.5 ft, enter the average of 2 depth velocity readings.

## Segment 21

When depth > 2.5 ft, enter the average of 2 depth velocity readings.

## Segment 22

When depth > 2.5 ft, enter the average of 2 depth velocity readings.

## Segment 23

When depth > 2.5 ft, enter the average of 2 depth velocity readings.

## Segment 24

When depth > 2.5 ft, enter the average of 2 depth velocity readings.

## Segment 25

When depth > 2.5 ft, enter the average of 2 depth velocity readings.

## Segment 26

When depth > 2.5 ft, enter the average of 2 depth velocity readings.

## Segment 27

When depth > 2.5 ft, enter the average of 2 depth velocity readings.

## Segment 28

When depth > 2.5 ft, enter the average of 2 depth velocity readings.

## Segment 29

When depth > 2.5 ft, enter the average of 2 depth velocity readings.

## Segment 30

When depth > 2.5 ft, enter the average of 2 depth velocity readings.

## Close Out

| | |
|---|---|
| Scope of Work Status | In Progress |
| General Comments | None |

## Kinder Morgan, MW-13, 2024-02-29

| | |
|---|---|
| Project | Kinder Morgan_Silvercroft_E2E |
| Created | 2024-02-29 11:07:21 MST by Sascha Arnold |
| Updated | 2024-02-29 12:14:01 MST by Sascha Arnold |
| Location | , |
| Status | In Progress |

Please refer to the relevant TGI documents contained in the "Reference Files" of this app for additional instruction.

## Index

| | |
|---|---|
| Was Duplicated | 0 |
| Planned Latitude | 32.2604471900 |
| Planned_Longitude | -111.0112263200 |
| Facility ID | 521 |
| Area ID | 1588 |
| Asset ID | 37716 |
| Work Order ID | 834 |
| Work Order Activity Detail ID | 44533 |
| Well or SW Asset | Well |
| Asset Subtype | Monitoring |

## General Information

| | |
|---|---|
| Select Project | Kinder Morgan, Silvercroft, Default Site |
| Client | Kinder Morgan |
| Facility Name | Silvercroft |
| Project Number | 30198741 |
| Area Name | Default Site |
| Location | W Silverbell Tree Dr. / N Silver Island Way, Tucson, AZ |
| Date | 2024-02-29 |
| Field Personnel | Sascha Arnold |
| NOTES AND DIRECTIONS | Also collect ferrous iron and sulfite in the field immediately after sample collection utilizing a Hach® DR820 spectrometer and a Hach® SU-5 Sulfite Test Kit |

## Scope of Work

| | |
|---|---|
| Location Type | Planned |
| Select Asset | MW-13 |
| Asset Name | MW-13 |
| Scope of Work | Q1 2024 GW Sampling, 2024-01-22, Groundwater Monitoring |
| Length Units | Imperial |
| Volume Units | Imperial |
| Work to be Performed at Location | Groundwater Sampling and Water Level Measurement |

Work to be Performed at Location: Gauging Only - well is to be gauged for potentiometric surface and not sampled as part of scope of work Gauging and GW Sampling - Well is gauged and sampled in the same record. Surface Water Sampling - Location is a surface water monitoring location Well Inspection Only - well is not gauged or sampled, only inspected

## Location Info

| | |
|---|---|
| Coordinate Source | Planned |

## Weather Conditions

| | |
|---|---|
| Fetch Weather | N/A |
| Weather | Sunny, clear |

## Well Details

| | |
|---|---|
| Detail Correction Required | No |
| Top of Screen (ft bgs) | 130.00 |
| Bottom of Screen (ft bgs) | 170.00 |
| Casing Diameter (in) | 4.00 |
| Well Casing Material | PVC |
| Measuring Point (mp) Description | Top of Outer Casing |
| Constructed Total Depth (ft bgs) | 170.00 |
| Enter Gauging Data | Yes |

## Water Elevation Details

| | |
|---|---|
| Gauging Equipment | Interface Probe |
| Gauging Date | 2024-02-28 |
| Gauging Time | 11:08 |

## Well Head Gas Reading

| | |
|---|---|
| Select Screening Parameters | None |
| Is water present? | Yes |
| Static Water Level | 151.88 |
| DTW QC Check | N/A |
| Product Present | No |
| Total Depth Recorded | No |
| Reason Total Depth Not Recorded | Nm |
| TD QC Check | TD is >3 ft from constructed measurement. Check in with PM/TM |
| Water Column | 18.12 |
| Volume in Well | 11.83 |
| Sheen? | No |
| Odor? | No |
| Notes | Fe=0.00, Mn=1.3, sulfite=0.64-1.28 |
| Enter Evacuation Data | Yes |

## Evacuation Details

| | |
|---|---|
| Evacuation date | 2024-02-29 |
| Purge Method | Low Flow |

## No-Purge

| | |
|---|---|
| Type of No-Purge Equipment Used | |

## Retrieval Details

| | |
|---|---|
| If anything has changed since deployment, please note these changes in the general comment section at the end of the form. | |
| Total Time Deployed (days) | Please enter all deployment and retrieval dates and times to calculate elapsed time. |

## Purge

| | |
|---|---|
| Type of Equipment Used - Purge | Submersible Pump |
| Pump Intake Depth | 159 |
| Purge Start Time | 11:10 |
| Enter Water Quality Parameters | Yes |

## Water Quality Parameters

| | |
|---|---|
| Water Quality Meter Make/Model | YSI 556 |
| Select the Parameters you want to measure below. | |
| Select Measured Parameters | pH, Specific Conductivity, Turbidity (NTU), Dissolved Oxygen (DO) (mg/L), Temperature (°C), Redox (ORP) (mV) |

## -11:10|DTW:151.88|pH: 7.01|SpCND: 0.54|TRB: 1.51|DO: 6.99|T: 22.05|ORP: -279

## Calculation Specific Fields

| | |
|---|---|
| Total Vol Purged L Only | 0 |
| Flow Rate L/min Only | 0.3 |
| Site ID, Well ID | Default Site, MW-13 |
| Reading Time | 11:10 |
| Minutes Elapsed between readings | 0 |
| Total Elapsed Minutes (during parameter readings) | 0 |
| Total Elapsed Minutes from Purge Start Time | 0 |

## Purge and Flow

| | |
|---|---|
| Flow Rate Units | mL/min |
| Flow Rate | 300 |
| Depth to Water | 151.88 |
| Theoretical Total Volume Purged | 0.0 |
| Total Volume Purged Units | mL |
| Total Volume Purged | 0 |

## Parameters

| | |
|---|---|
| pH | 7.01 |
| pH 2 decimals | 7.01 |
| Specific Conductivity Units | $mS/cm^c$ |
| Specific Conductivity | 0.54 |
| spec cond sig figs | 0.54 |
| Turbidity (NTU) | 1.51 |
| Turbidity reading outside range of meter? | No |
| turbidity sig figs | 1.5 |
| Dissolved Oxygen (DO) (mg/L) | 6.99 |
| DO 2 decimals | 6.99 |
| Temperature (°C) | 22.05 |
| temp 2 decimals | 22.05 |
| Redox (ORP) (mV) | -279 |
| orp 2 decimals | -279.00 |
| parameters | -11:10\|DTW:151.88\|pH: 7.01\|SpCND: 0.54\|TRB: 1.51\|DO: 6.99\|T: 22.05\|ORP: -279 |

| | |
|---|---|
| Stabilization Calculation | 1/3 Measurement intervals before stability can be calculated |
| Color | Clear |
| Notable Odors | No Odor |

Well is considered stabilized and ready for sample collection when the following is met for three consecutive readings collected at 3 to 5 minute intervals: -turbidity remains within 10% (or if three consecutive values are <5NTU) -specific conductance and temp remain within 3% -ORP within + or - 10 mV -DO within 10% (or if three consecutive values are <0.5 mg/L) -pH within 0.1 unit

## -11:15|DTW:151.88|pH: 7.28|SpCND: 0.535|TRB: 1.45|DO: 6.79|T: 22.34|ORP: -280

### Calculation Specific Fields

| | |
|---|---|
| Total Vol Purged L Only | 0.0004 |
| Flow Rate L/min Only | 0.3 |
| Site ID, Well ID | Default Site, MW-13 |
| Reading Time | 11:15 |
| Minutes Elapsed between readings | 5 |
| Total Elapsed Minutes (during parameter readings) | 5 |
| Total Elapsed Minutes from Purge Start Time | 5 |

### Purge and Flow

| | |
|---|---|
| Flow Rate Units | mL/min |
| Flow Rate | 300 |
| Depth to Water | 151.88 |
| Theoretical Total Volume Purged | 0.4 |
| Total Volume Purged Units | mL |
| Total Volume Purged | 0.4 |

### Parameters

| | |
|---|---|
| pH | 7.28 |
| pH 2 decimals | 7.28 |
| Specific Conductivity Units | mS/cm[c] |
| Specific Conductivity | 0.535 |
| spec cond sig figs | 0.535 |
| Turbidity (NTU) | 1.45 |
| Turbidity reading outside range of meter? | No |
| turbidity sig figs | 1.4 |
| Dissolved Oxygen (DO) (mg/L) | 6.79 |
| DO 2 decimals | 6.79 |
| Temperature (°C) | 22.34 |
| temp 2 decimals | 22.34 |
| Redox (ORP) (mV) | -280 |
| orp 2 decimals | -280.00 |
| parameters | -11:15\|DTW:151.88\|pH: 7.28\|SpCND: 0.535\|TRB: 1.45\|DO: 6.79\|T: 22.34\|ORP: -280 |
| Stabilization Calculation | 2/3 Measurement intervals before stability can be calculated |
| Color | Clear |
| Notable Odors | No Odor |

Well is considered stabilized and ready for sample collection when the following is met for three consecutive readings collected at 3 to 5 minute intervals: -turbidity remains within 10% (or if three consecutive values are <5NTU) -specific conductance and temp remain within 3% -ORP within + or - 10 mV -DO within 10% (or if three consecutive values are <0.5 mg/L) -pH within 0.1 unit

## □-11:20|DTW:151.88|pH: 7.27|SpCND: 0.538|TRB: 1.42|DO: 6.73|T: 22.43|ORP: -285

### Calculation Specific Fields

| | |
|---|---|
| Total Vol Purged L Only | 0.0008 |
| Flow Rate L/min Only | 0.3 |
| Site ID, Well ID | Default Site, MW-13 |
| Reading Time | 11:20 |
| Minutes Elapsed between readings | 5 |
| Total Elapsed Minutes (during parameter readings) | 10 |
| Total Elapsed Minutes from Purge Start Time | 10 |

### Purge and Flow

| | |
|---|---|
| Flow Rate Units | mL/min |
| Flow Rate | 300 |
| Depth to Water | 151.88 |
| Theoretical Total Volume Purged | 0.8 |
| Total Volume Purged Units | mL |
| Total Volume Purged | 0.8 |

### Parameters

| | |
|---|---|
| pH | 7.27 |
| pH 2 decimals | 7.27 |
| Specific Conductivity Units | µS/cm[c] |
| Specific Conductivity | 0.538 |
| spec cond sig figs | 0.538 |
| Turbidity (NTU) | 1.42 |
| Turbidity reading outside range of meter? | No |
| turbidity sig figs | 1.4 |
| Dissolved Oxygen (DO) (mg/L) | 6.73 |
| DO 2 decimals | 6.73 |
| Temperature (°C) | 22.43 |
| temp 2 decimals | 22.43 |
| Redox (ORP) (mV) | -285 |
| orp 2 decimals | -285.00 |
| parameters | □-11:20\|DTW:151.88\|pH: 7.27\|SpCND: 0.538\|TRB: 1.42\|DO: 6.73\|T: 22.43\|ORP: -285 |
| Stabilization Calculation | pH: □; SpCND: □; TRB: □; DO: □; T: □; ORP: □; Time Elapsed: 10 min<br>All Parameters Stable -- Okay to sample |
| Color | Clear |
| Notable Odors | No Odor |

Well is considered stabilized and ready for sample collection when the following is met for three consecutive readings collected at 3 to 5 minute intervals: -turbidity remains within 10% (or if three consecutive values are <5NTU) -specific conductance and temp remain within 3% -ORP within + or - 10 mV -DO within 10% (or if three consecutive values are <0.5 mg/L) -pH within 0.1 unit

## -11:25|DTW:151.88|pH: 7.3|SpCND: 0.532|TRB: 1.44|DO: 6.48|T: 22.9|ORP: -287

### Calculation Specific Fields

| | |
|---|---|
| Total Vol Purged L Only | 0.0013 |
| Flow Rate L/min Only | 0.3 |
| Site ID, Well ID | Default Site, MW-13 |
| Reading Time | 11:25 |
| Minutes Elapsed between readings | 5 |
| Total Elapsed Minutes (during parameter readings) | 15 |
| Total Elapsed Minutes from Purge Start Time | 15 |

### Purge and Flow

| | |
|---|---|
| Flow Rate Units | mL/min |
| Flow Rate | 300 |
| Depth to Water | 151.88 |
| Theoretical Total Volume Purged | 1.2 |
| Total Volume Purged Units | mL |
| Total Volume Purged | 1.3 |

### Parameters

| | |
|---|---|
| pH | 7.3 |
| pH 2 decimals | 7.30 |
| Specific Conductivity Units | mS/cm[c] |
| Specific Conductivity | 0.532 |
| spec cond sig figs | 0.532 |
| Turbidity (NTU) | 1.44 |
| Turbidity reading outside range of meter? | No |
| turbidity sig figs | 1.4 |
| Dissolved Oxygen (DO) (mg/L) | 6.48 |
| DO 2 decimals | 6.48 |
| Temperature (°C) | 22.9 |
| temp 2 decimals | 22.90 |
| Redox (ORP) (mV) | -287 |
| orp 2 decimals | -287.00 |
| parameters | -11:25\|DTW:151.88\|pH: 7.3\|SpCND: 0.532\|TRB: 1.44\|DO: 6.48\|T: 22.9\|ORP: -287 |
| Stabilization Calculation | pH: ; SpCND: ; TRB: ; DO: ; T: ; ORP: ; Time Elapsed: 15 min<br>All Parameters Stable -- Okay to sample |
| Color | Clear |
| Notable Odors | No Odor |

Well is considered stabilized and ready for sample collection when the following is met for three consecutive readings collected at 3 to 5 minute intervals: -turbidity remains within 10% (or if three consecutive values are <5NTU) -specific conductance and temp remain within 3% -ORP within + or - 10 mV -DO within 10% (or if three consecutive values are <0.5 mg/L) -pH within 0.1 unit

| | |
|---|---|
| Purge End Time (Before Sample Collection) | 11:27 |
| Theoretical Total Volume Purged | 1.2 |
| Total Purged | 1.2 |
| Well Volumes Purged | 0.10 |

| | |
|---|---|
| Did well go dry? | No |

## Well Dry

In order to view and enter sampling information below, you must measure DTW upon return and enter it in the field above.

## Sample Information

| | |
|---|---|
| Type of Equipment Used - Sample | Submersible Pump |

## Flow Measurements

## Mid-Section

### Segment 1

When depth > 2.5 ft, enter the average of 2 depth velocity readings.

### Segment 2

When depth > 2.5 ft, enter the average of 2 depth velocity readings.

### Segment 3

When depth > 2.5 ft, enter the average of 2 depth velocity readings.

### Segment 4

When depth > 2.5 ft, enter the average of 2 depth velocity readings.

### Segment 5

When depth > 2.5 ft, enter the average of 2 depth velocity readings.

### Segment 6

When depth > 2.5 ft, enter the average of 2 depth velocity readings.

### Segment 7

When depth > 2.5 ft, enter the average of 2 depth velocity readings.

### Segment 8

When depth > 2.5 ft, enter the average of 2 depth velocity readings.

### Segment 9

When depth > 2.5 ft, enter the average of 2 depth velocity readings.

### Segment 10

When depth > 2.5 ft, enter the average of 2 depth velocity readings.

### Segment 11

When depth > 2.5 ft, enter the average of 2 depth velocity readings.

### Segment 12

When depth > 2.5 ft, enter the average of 2 depth velocity readings.

### Segment 13

When depth > 2.5 ft, enter the average of 2 depth velocity readings.

## Segment 14

When depth > 2.5 ft, enter the average of 2 depth velocity readings.

## Segment 15

When depth > 2.5 ft, enter the average of 2 depth velocity readings.

## Segment 16

When depth > 2.5 ft, enter the average of 2 depth velocity readings.

## Segment 17

When depth > 2.5 ft, enter the average of 2 depth velocity readings.

## Segment 18

When depth > 2.5 ft, enter the average of 2 depth velocity readings.

## Segment 19

When depth > 2.5 ft, enter the average of 2 depth velocity readings.

## Segment 20

When depth > 2.5 ft, enter the average of 2 depth velocity readings.

## Segment 21

When depth > 2.5 ft, enter the average of 2 depth velocity readings.

## Segment 22

When depth > 2.5 ft, enter the average of 2 depth velocity readings.

## Segment 23

When depth > 2.5 ft, enter the average of 2 depth velocity readings.

## Segment 24

When depth > 2.5 ft, enter the average of 2 depth velocity readings.

## Segment 25

When depth > 2.5 ft, enter the average of 2 depth velocity readings.

## Segment 26

When depth > 2.5 ft, enter the average of 2 depth velocity readings.

## Segment 27

When depth > 2.5 ft, enter the average of 2 depth velocity readings.

## Segment 28

When depth > 2.5 ft, enter the average of 2 depth velocity readings.

## Segment 29

When depth > 2.5 ft, enter the average of 2 depth velocity readings.

## Segment 30

When depth > 2.5 ft, enter the average of 2 depth velocity readings.

## Close Out

| | |
|---|---|
| Scope of Work Status | In Progress |
| General Comments | None |

## Kinder Morgan, MW-14, 2024-02-29

| | |
|---|---|
| Project | Kinder Morgan_Silvercroft_E2E |
| Created | 2024-02-29 12:13:14 MST by Sascha Arnold |
| Updated | 2024-02-29 12:36:52 MST by Sascha Arnold |
| Location | , |
| Status | In Progress |

Please refer to the relevant TGI documents contained in the "Reference Files" of this app for additional instruction.

## Index

| | |
|---|---|
| Was Duplicated | 0 |
| Planned Latitude | 32.2611725900 |
| Planned_Longitude | -111.0113104400 |
| Facility ID | 521 |
| Area ID | 1588 |
| Asset ID | 37717 |
| Work Order ID | 834 |
| Work Order Activity Detail ID | 44534 |
| Well or SW Asset | Well |
| Asset Subtype | Monitoring |

## General Information

| | |
|---|---|
| Select Project | Kinder Morgan, Silvercroft, Default Site |
| Client | Kinder Morgan |
| Facility Name | Silvercroft |
| Project Number | 30198741 |
| Area Name | Default Site |
| Location | W Silverbell Tree Dr. / N Silver Island Way, Tucson, AZ |
| Date | 2024-02-29 |
| Field Personnel | Sascha Arnold |
| NOTES AND DIRECTIONS | Also collect ferrous iron and sulfite in the field immediately after sample collection utilizing a Hach® DR820 spectrometer and a Hach® SU-5 Sulfite Test Kit |

## Scope of Work

| | |
|---|---|
| Location Type | Planned |
| Select Asset | MW-14 |
| Asset Name | MW-14 |
| Scope of Work | Q1 2024 GW Sampling, 2024-01-22, Groundwater Monitoring |
| Length Units | Imperial |
| Volume Units | Imperial |
| Work to be Performed at Location | Groundwater Sampling and Water Level Measurement |

Work to be Performed at Location: Gauging Only - well is to be gauged for potentiometric surface and not sampled as part of scope of work Gauging and GW Sampling - Well is gauged and sampled in the same record. Surface Water Sampling - Location is a surface water monitoring location Well Inspection Only - well is not gauged or sampled, only inspected

## Location Info

| | |
|---|---|
| Coordinate Source | Planned |

## Weather Conditions

| | |
|---|---|
| Fetch Weather | N/A |
| Weather | Sunny, clear |

## Well Details

| | |
|---|---|
| Detail Correction Required | No |
| Top of Screen (ft bgs) | 130.00 |
| Bottom of Screen (ft bgs) | 170.00 |
| Casing Diameter (in) | 4.00 |
| Well Casing Material | PVC |
| Measuring Point (mp) Description | |
| Constructed Total Depth (ft bgs) | 170.00 |
| Enter Gauging Data | Yes |

## Water Elevation Details

| | |
|---|---|
| Gauging Equipment | Interface Probe |
| Gauging Date | 2024-02-28 |
| Gauging Time | 12:14 |

## Well Head Gas Reading

| | |
|---|---|
| Select Screening Parameters | None |
| Is water present? | Yes |
| Static Water Level | 152.33 |
| DTW QC Check | N/A |
| Product Present | No |
| Total Depth Recorded | No |
| Reason Total Depth Not Recorded | N, |
| TD QC Check | TD is >3 ft from constructed measurement. Check in with PM/TM |
| Water Column | 17.67 |
| Volume in Well | 11.53 |
| Sheen? | No |
| Odor? | No |
| Notes | Fe=0.04, Mn=1.2, sulfite=0.64-1.24 |
| Enter Evacuation Data | Yes |

## Evacuation Details

| | |
|---|---|
| Evacuation date | 2024-02-29 |
| Purge Method | Low Flow |

## No-Purge

| | |
|---|---|
| Type of No-Purge Equipment Used | |

## Retrieval Details

| | |
|---|---|
| If anything has changed since deployment, please note these changes in the general comment section at the end of the form. | |
| Total Time Deployed (days) | Please enter all deployment and retrieval dates and times to calculate elapsed time. |

## Purge

| | |
|---|---|
| Type of Equipment Used - Purge | Submersible Pump |
| Pump Intake Depth | 159 |
| Purge Start Time | 12:15 |
| Enter Water Quality Parameters | Yes |

## Water Quality Parameters

| | |
|---|---|
| Water Quality Meter Make/Model | YSI 556 |
| Select the Parameters you want to measure below. | |
| Select Measured Parameters | pH, Specific Conductivity, Turbidity (NTU), Dissolved Oxygen (DO) (mg/L), Temperature (°C), Redox (ORP) (mV) |

## -12:15|DTW:152.33|pH: 7.6|SpCND: 0.593|TRB: 0.9|DO: 7.51|T: 23.02|ORP: -303

## Calculation Specific Fields

| | |
|---|---|
| Total Vol Purged L Only | 0 |
| Flow Rate L/min Only | 0.3 |
| Site ID, Well ID | Default Site, MW-14 |
| Reading Time | 12:15 |
| Minutes Elapsed between readings | 0 |
| Total Elapsed Minutes (during parameter readings) | 0 |
| Total Elapsed Minutes from Purge Start Time | 0 |

## Purge and Flow

| | |
|---|---|
| Flow Rate Units | mL/min |
| Flow Rate | 300 |
| Depth to Water | 152.33 |
| Theoretical Total Volume Purged | 0.0 |
| Total Volume Purged Units | mL |
| Total Volume Purged | 0 |

## Parameters

| | |
|---|---|
| pH | 7.6 |
| pH 2 decimals | 7.60 |
| Specific Conductivity Units | mS/cm$^{c}$ |
| Specific Conductivity | 0.593 |
| spec cond sig figs | 0.593 |
| Turbidity (NTU) | 0.9 |
| Turbidity reading outside range of meter? | No |
| turbidity sig figs | 0.90 |
| Dissolved Oxygen (DO) (mg/L) | 7.51 |
| DO 2 decimals | 7.51 |
| Temperature (°C) | 23.02 |
| temp 2 decimals | 23.02 |
| Redox (ORP) (mV) | -303 |
| orp 2 decimals | -303.00 |
| parameters | -12:15\|DTW:152.33\|pH: 7.6\|SpCND: 0.593\|TRB: 0.9\|DO: 7.51\|T: 23.02\|ORP: -303 |

| | |
|---|---|
| Stabilization Calculation | 1/3 Measurement intervals before stability can be calculated |
| Color | Clear |
| Notable Odors | No Odor |

Well is considered stabilized and ready for sample collection when the following is met for three consecutive readings collected at 3 to 5 minute intervals: -turbidity remains within 10% (or if three consecutive values are <5NTU) -specific conductance and temp remain within 3% -ORP within + or - 10 mV -DO within 10% (or if three consecutive values are <0.5 mg/L) -pH within 0.1 unit

## -12:21|DTW:152.33|pH: 6.9|SpCND: 0.596|TRB: 0.88|DO: 6.9|T: 23.31|ORP: -297

## Calculation Specific Fields

| | |
|---|---|
| Total Vol Purged L Only | 0.0005 |
| Flow Rate L/min Only | 0.3 |
| Site ID, Well ID | Default Site, MW-14 |
| Reading Time | 12:21 |
| Minutes Elapsed between readings | 6 |
| Total Elapsed Minutes (during parameter readings) | 6 |
| Total Elapsed Minutes from Purge Start Time | 6 |

## Purge and Flow

| | |
|---|---|
| Flow Rate Units | mL/min |
| Flow Rate | 300 |
| Depth to Water | 152.33 |
| Theoretical Total Volume Purged | 0.48 |
| Total Volume Purged Units | mL |
| Total Volume Purged | 0.5 |

## Parameters

| | |
|---|---|
| pH | 6.9 |
| pH 2 decimals | 6.90 |
| Specific Conductivity Units | mS/cm$^{c}$ |
| Specific Conductivity | 0.596 |
| spec cond sig figs | 0.596 |
| Turbidity (NTU) | 0.88 |
| Turbidity reading outside range of meter? | No |
| turbidity sig figs | 0.88 |
| Dissolved Oxygen (DO) (mg/L) | 6.9 |
| DO 2 decimals | 6.90 |
| Temperature (°C) | 23.31 |
| temp 2 decimals | 23.31 |
| Redox (ORP) (mV) | -297 |
| orp 2 decimals | -297.00 |
| parameters | -12:21\|DTW:152.33\|pH: 6.9\|SpCND: 0.596\|TRB: 0.88\|DO: 6.9\|T: 23.31\|ORP: -297 |
| Stabilization Calculation | 2/3 Measurement intervals before stability can be calculated |
| Color | Clear |
| Notable Odors | No Odor |

Well is considered stabilized and ready for sample collection when the following is met for three consecutive readings collected at 3 to 5 minute intervals: -turbidity remains within 10% (or if three consecutive values are <5NTU) -specific conductance and temp remain within 3% -ORP within + or - 10 mV -DO within 10% (or if three consecutive values are <0.5 mg/L) -pH within 0.1 unit

## □-12:27|DTW:152.33|pH: 6.85|SpCND: 0.596|TRB: 0.84|DO: 6.8|T: 23.01|ORP: -294

### Calculation Specific Fields

| | |
|---|---|
| Total Vol Purged L Only | 0.001 |
| Flow Rate L/min Only | 0.3 |
| Site ID, Well ID | Default Site, MW-14 |
| Reading Time | 12:27 |
| Minutes Elapsed between readings | 6 |
| Total Elapsed Minutes (during parameter readings) | 12 |
| Total Elapsed Minutes from Purge Start Time | 12 |

### Purge and Flow

| | |
|---|---|
| Flow Rate Units | mL/min |
| Flow Rate | 300 |
| Depth to Water | 152.33 |
| Theoretical Total Volume Purged | 0.96 |
| Total Volume Purged Units | mL |
| Total Volume Purged | 1 |

### Parameters

| | |
|---|---|
| pH | 6.85 |
| pH 2 decimals | 6.85 |
| Specific Conductivity Units | mS/cm[c] |
| Specific Conductivity | 0.596 |
| spec cond sig figs | 0.596 |
| Turbidity (NTU) | 0.84 |
| Turbidity reading outside range of meter? | No |
| turbidity sig figs | 0.84 |
| Dissolved Oxygen (DO) (mg/L) | 6.8 |
| DO 2 decimals | 6.80 |
| Temperature (°C) | 23.01 |
| temp 2 decimals | 23.01 |
| Redox (ORP) (mV) | -294 |
| orp 2 decimals | -294.00 |
| parameters | □-12:27\|DTW:152.33\|pH: 6.85\|SpCND: 0.596\|TRB: 0.84\|DO: 6.8\|T: 23.01\|ORP: -294 |
| Stabilization Calculation | pH: □; SpCND: □; TRB: □; DO: □; T: □; ORP: □; Time Elapsed: 12 min<br>Parameters unstable -- Do not sample |
| Color | Clear |
| Notable Odors | No Odor |

Well is considered stabilized and ready for sample collection when the following is met for three consecutive readings collected at 3 to 5 minute intervals: -turbidity remains within 10% (or if three consecutive values are <5NTU) -specific conductance and temp remain within 3% -ORP within + or - 10 mV -DO within 10% (or if three consecutive values are <0.5 mg/L) -pH within 0.1 unit

## -12:32|DTW:152.33|pH: 6.88|SpCND: 0.596|TRB: 0.85|DO: 6.46|T: 23.58|ORP: -292

### Calculation Specific Fields

| | |
|---|---|
| Total Vol Purged L Only | 0.0014 |
| Flow Rate L/min Only | 0.3 |
| Site ID, Well ID | Default Site, MW-14 |
| Reading Time | 12:32 |
| Minutes Elapsed between readings | 5 |
| Total Elapsed Minutes (during parameter readings) | 17 |
| Total Elapsed Minutes from Purge Start Time | 17 |

### Purge and Flow

| | |
|---|---|
| Flow Rate Units | mL/min |
| Flow Rate | 300 |
| Depth to Water | 152.33 |
| Theoretical Total Volume Purged | 1.36 |
| Total Volume Purged Units | mL |
| Total Volume Purged | 1.4 |

### Parameters

| | |
|---|---|
| pH | 6.88 |
| pH 2 decimals | 6.88 |
| Specific Conductivity Units | mS/cm[c] |
| Specific Conductivity | 0.596 |
| spec cond sig figs | 0.596 |
| Turbidity (NTU) | 0.85 |
| Turbidity reading outside range of meter? | No |
| turbidity sig figs | 0.85 |
| Dissolved Oxygen (DO) (mg/L) | 6.46 |
| DO 2 decimals | 6.46 |
| Temperature (°C) | 23.58 |
| temp 2 decimals | 23.58 |
| Redox (ORP) (mV) | -292 |
| orp 2 decimals | -292.00 |
| parameters | -12:32\|DTW:152.33\|pH: 6.88\|SpCND: 0.596\|TRB: 0.85\|DO: 6.46\|T: 23.58\|ORP: -292 |
| Stabilization Calculation | pH: ; SpCND: ; TRB: ; DO: ; T: ; ORP: ; Time Elapsed: 17 min<br>All Parameters Stable -- Okay to sample |
| Color | Clear |
| Notable Odors | No Odor |

Well is considered stabilized and ready for sample collection when the following is met for three consecutive readings collected at 3 to 5 minute intervals: -turbidity remains within 10% (or if three consecutive values are <5NTU) -specific conductance and temp remain within 3% -ORP within + or - 10 mV -DO within 10% (or if three consecutive values are <0.5 mg/L) -pH within 0.1 unit

| | |
|---|---|
| Purge End Time (Before Sample Collection) | 12:35 |
| Theoretical Total Volume Purged | 1.36 |
| Total Purged | 1 |
| Well Volumes Purged | 0.09 |

| | |
|---|---|
| Did well go dry? | No |

## Well Dry

In order to view and enter sampling information below, you must measure DTW upon return and enter it in the field above.

## Sample Information

| | |
|---|---|
| Type of Equipment Used - Sample | Submersible Pump |

## Flow Measurements

## Mid-Section

### Segment 1

When depth > 2.5 ft, enter the average of 2 depth velocity readings.

### Segment 2

When depth > 2.5 ft, enter the average of 2 depth velocity readings.

### Segment 3

When depth > 2.5 ft, enter the average of 2 depth velocity readings.

### Segment 4

When depth > 2.5 ft, enter the average of 2 depth velocity readings.

### Segment 5

When depth > 2.5 ft, enter the average of 2 depth velocity readings.

### Segment 6

When depth > 2.5 ft, enter the average of 2 depth velocity readings.

### Segment 7

When depth > 2.5 ft, enter the average of 2 depth velocity readings.

### Segment 8

When depth > 2.5 ft, enter the average of 2 depth velocity readings.

### Segment 9

When depth > 2.5 ft, enter the average of 2 depth velocity readings.

### Segment 10

When depth > 2.5 ft, enter the average of 2 depth velocity readings.

### Segment 11

When depth > 2.5 ft, enter the average of 2 depth velocity readings.

### Segment 12

When depth > 2.5 ft, enter the average of 2 depth velocity readings.

### Segment 13

When depth > 2.5 ft, enter the average of 2 depth velocity readings.

## Segment 14

When depth > 2.5 ft, enter the average of 2 depth velocity readings.

## Segment 15

When depth > 2.5 ft, enter the average of 2 depth velocity readings.

## Segment 16

When depth > 2.5 ft, enter the average of 2 depth velocity readings.

## Segment 17

When depth > 2.5 ft, enter the average of 2 depth velocity readings.

## Segment 18

When depth > 2.5 ft, enter the average of 2 depth velocity readings.

## Segment 19

When depth > 2.5 ft, enter the average of 2 depth velocity readings.

## Segment 20

When depth > 2.5 ft, enter the average of 2 depth velocity readings.

## Segment 21

When depth > 2.5 ft, enter the average of 2 depth velocity readings.

## Segment 22

When depth > 2.5 ft, enter the average of 2 depth velocity readings.

## Segment 23

When depth > 2.5 ft, enter the average of 2 depth velocity readings.

## Segment 24

When depth > 2.5 ft, enter the average of 2 depth velocity readings.

## Segment 25

When depth > 2.5 ft, enter the average of 2 depth velocity readings.

## Segment 26

When depth > 2.5 ft, enter the average of 2 depth velocity readings.

## Segment 27

When depth > 2.5 ft, enter the average of 2 depth velocity readings.

## Segment 28

When depth > 2.5 ft, enter the average of 2 depth velocity readings.

## Segment 29

When depth > 2.5 ft, enter the average of 2 depth velocity readings.

## Segment 30

When depth > 2.5 ft, enter the average of 2 depth velocity readings.

## Close Out

| | |
|---|---|
| Scope of Work Status | In Progress |
| General Comments | None |

## Kinder Morgan, MW-16, 2024-03-05

| | |
|---|---|
| Project | Kinder Morgan_Silvercroft_E2E |
| Created | 2024-03-05 10:35:48 MST by Sascha Arnold |
| Updated | 2024-03-05 11:04:06 MST by Sascha Arnold |
| Location | , |
| Status | In Progress |

Please refer to the relevant TGI documents contained in the "Reference Files" of this app for additional instruction.

## Index

| | |
|---|---|
| Was Duplicated | 0 |
| Planned Latitude | 32.2609539200 |
| Planned_Longitude | -111.0118392000 |
| Facility ID | 521 |
| Area ID | 1588 |
| Asset ID | 37719 |
| Work Order ID | 834 |
| Work Order Activity Detail ID | 44536 |
| Well or SW Asset | Well |
| Asset Subtype | Monitoring |

## General Information

| | |
|---|---|
| Select Project | Kinder Morgan, Silvercroft, Default Site |
| Client | Kinder Morgan |
| Facility Name | Silvercroft |
| Project Number | 30198741 |
| Area Name | Default Site |
| Location | W Silverbell Tree Dr. / N Silver Island Way, Tucson, AZ |
| Date | 2024-03-05 |
| Field Personnel | Sascha Arnold |
| NOTES AND DIRECTIONS | Also collect ferrous iron and sulfite in the field immediately after sample collection utilizing a Hach® DR820 spectrometer and a Hach® SU-5 Sulfite Test Kit |

## Scope of Work

| | |
|---|---|
| Location Type | Planned |
| Select Asset | MW-16 |
| Asset Name | MW-16 |
| Scope of Work | Q1 2024 GW Sampling, 2024-01-22, Groundwater Monitoring |
| Length Units | Imperial |
| Volume Units | Imperial |
| Work to be Performed at Location | Groundwater Sampling and Water Level Measurement |

Work to be Performed at Location: Gauging Only - well is to be gauged for potentiometric surface and not sampled as part of scope of work Gauging and GW Sampling - Well is gauged and sampled in the same record. Surface Water Sampling - Location is a surface water monitoring location Well Inspection Only - well is not gauged or sampled, only inspected

## Location Info

| | |
|---|---|
| Coordinate Source | Planned |

## Weather Conditions

| | |
|---|---|
| Fetch Weather | N/A |
| Weather | Sunny, clear |

## Well Details

| | |
|---|---|
| Detail Correction Required | No |
| Top of Screen (ft bgs) | 130.00 |
| Bottom of Screen (ft bgs) | 170.00 |
| Casing Diameter (in) | 4.00 |
| Well Casing Material | PVC |
| Measuring Point (mp) Description | Top of Outer Casing |
| Constructed Total Depth (ft bgs) | 170.00 |
| Enter Gauging Data | Yes |

## Water Elevation Details

| | |
|---|---|
| Gauging Equipment | Interface Probe |
| Gauging Date | 2024-02-28 |
| Gauging Time | 10:36 |

## Well Head Gas Reading

| | |
|---|---|
| Select Screening Parameters | None |
| Is water present? | Yes |
| Static Water Level | 151.72 |
| DTW QC Check | N/A |
| Product Present | No |
| Total Depth Recorded | No |
| Reason Total Depth Not Recorded | Nm |
| TD QC Check | TD is >3 ft from constructed measurement. Check in with PM/TM |
| Water Column | 18.28 |
| Volume in Well | 11.93 |
| Sheen? | No |
| Odor? | No |
| Notes | Fe=0.03, Mn=1.5, sulfite=0.64-1.28 |
| Enter Evacuation Data | Yes |

## Evacuation Details

| | |
|---|---|
| Evacuation date | 2024-03-05 |
| Purge Method | Low Flow |

## No-Purge

| | |
|---|---|
| Type of No-Purge Equipment Used | |

## Retrieval Details

| | |
|---|---|
| If anything has changed since deployment, please note these changes in the general comment section at the end of the form. | |
| Total Time Deployed (days) | Please enter all deployment and retrieval dates and times to calculate elapsed time. |

## Purge

| | |
|---|---|
| Type of Equipment Used - Purge | Submersible Pump |
| Pump Intake Depth | 158 |
| Purge Start Time | 10:39 |
| Enter Water Quality Parameters | Yes |

## Water Quality Parameters

| | |
|---|---|
| Water Quality Meter Make/Model | YSI 556 |
| Select the Parameters you want to measure below. | |
| Select Measured Parameters | pH, Specific Conductivity, Turbidity (NTU), Dissolved Oxygen (DO) (mg/L), Temperature (°C), Redox (ORP) (mV) |

## -10:39|DTW:151.72|pH: 6.78|SpCND: 0.999|TRB: 1.18|DO: 2.24|T: 22.3|ORP: -337

## Calculation Specific Fields

| | |
|---|---|
| Total Vol Purged L Only | 0 |
| Flow Rate L/min Only | 0.3 |
| Site ID, Well ID | Default Site, MW-16 |
| Reading Time | 10:39 |
| Minutes Elapsed between readings | 0 |
| Total Elapsed Minutes (during parameter readings) | 0 |
| Total Elapsed Minutes from Purge Start Time | 0 |

## Purge and Flow

| | |
|---|---|
| Flow Rate Units | mL/min |
| Flow Rate | 300 |
| Depth to Water | 151.72 |
| Theoretical Total Volume Purged | 0.0 |
| Total Volume Purged Units | mL |
| Total Volume Purged | 0 |

## Parameters

| | |
|---|---|
| pH | 6.78 |
| pH 2 decimals | 6.78 |
| Specific Conductivity Units | mS/cm$^{c}$ |
| Specific Conductivity | 0.999 |
| spec cond sig figs | 0.999 |
| Turbidity (NTU) | 1.18 |
| Turbidity reading outside range of meter? | No |
| turbidity sig figs | 1.2 |
| Dissolved Oxygen (DO) (mg/L) | 2.24 |
| DO 2 decimals | 2.24 |
| Temperature (°C) | 22.3 |
| temp 2 decimals | 22.30 |
| Redox (ORP) (mV) | -337 |
| orp 2 decimals | -337.00 |
| parameters | -10:39\|DTW:151.72\|pH: 6.78\|SpCND: 0.999\|TRB: 1.18\|DO: 2.24\|T: 22.3\|ORP: -337 |

| | |
|---|---|
| Stabilization Calculation | 1/3 Measurement intervals before stability can be calculated |
| Color | Clear |
| Notable Odors | No Odor |

Well is considered stabilized and ready for sample collection when the following is met for three consecutive readings collected at 3 to 5 minute intervals: -turbidity remains within 10% (or if three consecutive values are <5NTU) -specific conductance and temp remain within 3% -ORP within + or - 10 mV -DO within 10% (or if three consecutive values are <0.5 mg/L) -pH within 0.1 unit

## -10:46|DTW:151.72|pH: 6.7|SpCND: 1.008|TRB: 1.18|DO: 2.29|T: 22.3|ORP: -361

### Calculation Specific Fields

| | |
|---|---|
| Total Vol Purged L Only | 2.271246 |
| Flow Rate L/min Only | 0.3 |
| Site ID, Well ID | Default Site, MW-16 |
| Reading Time | 10:46 |
| Minutes Elapsed between readings | 7 |
| Total Elapsed Minutes (during parameter readings) | 7 |
| Total Elapsed Minutes from Purge Start Time | 7 |

### Purge and Flow

| | |
|---|---|
| Flow Rate Units | mL/min |
| Flow Rate | 300 |
| Depth to Water | 151.72 |
| Theoretical Total Volume Purged | 0.55 |
| Total Volume Purged Units | gal |
| Total Volume Purged | 0.6 |

### Parameters

| | |
|---|---|
| pH | 6.7 |
| pH 2 decimals | 6.70 |
| Specific Conductivity Units | mS/cm$^{c}$ |
| Specific Conductivity | 1.008 |
| spec cond sig figs | 1.008 |
| Turbidity (NTU) | 1.18 |
| Turbidity reading outside range of meter? | No |
| turbidity sig figs | 1.2 |
| Dissolved Oxygen (DO) (mg/L) | 2.29 |
| DO 2 decimals | 2.29 |
| Temperature (°C) | 22.3 |
| temp 2 decimals | 22.30 |
| Redox (ORP) (mV) | -361 |
| orp 2 decimals | -361.00 |
| parameters | -10:46\|DTW:151.72\|pH: 6.7\|SpCND: 1.008\|TRB: 1.18\|DO: 2.29\|T: 22.3\|ORP: -361 |
| Stabilization Calculation | 2/3 Measurement intervals before stability can be calculated |
| Color | Clear |
| Notable Odors | No Odor |

Well is considered stabilized and ready for sample collection when the following is met for three consecutive readings collected at 3 to 5 minute intervals: -turbidity remains within 10% (or if three consecutive values are <5NTU) -specific conductance and temp remain within 3% -ORP within + or - 10 mV -DO within 10% (or if three consecutive values are <0.5 mg/L) -pH within 0.1 unit

## □-10:52|DTW:151.72|pH: 6.69|SpCND: 1.014|TRB: 1.18|DO: 2.17|T: 22.47|ORP: -368

### Calculation Specific Fields

| | |
|---|---|
| Total Vol Purged L Only | 3.78541 |
| Flow Rate L/min Only | 0.3 |
| Site ID, Well ID | Default Site, MW-16 |
| Reading Time | 10:52 |
| Minutes Elapsed between readings | 6 |
| Total Elapsed Minutes (during parameter readings) | 13 |
| Total Elapsed Minutes from Purge Start Time | 13 |

### Purge and Flow

| | |
|---|---|
| Flow Rate Units | mL/min |
| Flow Rate | 300 |
| Depth to Water | 151.72 |
| Theoretical Total Volume Purged | 1.03 |
| Total Volume Purged Units | gal |
| Total Volume Purged | 1 |

### Parameters

| | |
|---|---|
| pH | 6.69 |
| pH 2 decimals | 6.69 |
| Specific Conductivity Units | mS/cm$^{c}$ |
| Specific Conductivity | 1.014 |
| spec cond sig figs | 1.014 |
| Turbidity (NTU) | 1.18 |
| Turbidity reading outside range of meter? | No |
| turbidity sig figs | 1.2 |
| Dissolved Oxygen (DO) (mg/L) | 2.17 |
| DO 2 decimals | 2.17 |
| Temperature (°C) | 22.47 |
| temp 2 decimals | 22.47 |
| Redox (ORP) (mV) | -368 |
| orp 2 decimals | -368.00 |
| parameters | □-10:52\|DTW:151.72\|pH: 6.69\|SpCND: 1.014\|TRB: 1.18\|DO: 2.17\|T: 22.47\|ORP: -368 |
| Stabilization Calculation | pH: □; SpCND: □; TRB: □; DO: □; T: □; ORP: □; Time Elapsed: 13 min<br>Parameters unstable -- Do not sample |
| Color | Clear |
| Notable Odors | No Odor |

Well is considered stabilized and ready for sample collection when the following is met for three consecutive readings collected at 3 to 5 minute intervals: -turbidity remains within 10% (or if three consecutive values are <5NTU) -specific conductance and temp remain within 3% -ORP within + or - 10 mV -DO within 10% (or if three consecutive values are <0.5 mg/L) -pH within 0.1 unit

## □-10:59|DTW:151.72|pH: 6.69|SpCND: 1.021|TRB: 1.25|DO: 2.11|T: 22.45|ORP: -365

### Calculation Specific Fields

| | |
|---|---|
| Total Vol Purged L Only | 6.056656 |
| Flow Rate L/min Only | 0.3 |
| Site ID, Well ID | Default Site, MW-16 |
| Reading Time | 10:59 |
| Minutes Elapsed between readings | 7 |
| Total Elapsed Minutes (during parameter readings) | 20 |
| Total Elapsed Minutes from Purge Start Time | 20 |

### Purge and Flow

| | |
|---|---|
| Flow Rate Units | mL/min |
| Flow Rate | 300 |
| Depth to Water | 151.72 |
| Theoretical Total Volume Purged | 1.58 |
| Total Volume Purged Units | gal |
| Total Volume Purged | 1.6 |

### Parameters

| | |
|---|---|
| pH | 6.69 |
| pH 2 decimals | 6.69 |
| Specific Conductivity Units | mS/cm[c] |
| Specific Conductivity | 1.021 |
| spec cond sig figs | 1.021 |
| Turbidity (NTU) | 1.25 |
| Turbidity reading outside range of meter? | No |
| turbidity sig figs | 1.3 |
| Dissolved Oxygen (DO) (mg/L) | 2.11 |
| DO 2 decimals | 2.11 |
| Temperature (°C) | 22.45 |
| temp 2 decimals | 22.45 |
| Redox (ORP) (mV) | -365 |
| orp 2 decimals | -365.00 |
| parameters | □-10:59\|DTW:151.72\|pH: 6.69\|SpCND: 1.021\|TRB: 1.25\|DO: 2.11\|T: 22.45\|ORP: -365 |
| Stabilization Calculation | pH: □; SpCND: □; TRB: □; DO: □; T: □; ORP: □; Time Elapsed: 20 min<br>All Parameters Stable -- Okay to sample |
| Color | Clear |
| Notable Odors | No Odor |

Well is considered stabilized and ready for sample collection when the following is met for three consecutive readings collected at 3 to 5 minute intervals: -turbidity remains within 10% (or if three consecutive values are <5NTU) -specific conductance and temp remain within 3% -ORP within + or - 10 mV -DO within 10% (or if three consecutive values are <0.5 mg/L) -pH within 0.1 unit

| | |
|---|---|
| Purge End Time (Before Sample Collection) | 11:03 |
| Theoretical Total Volume Purged | 1.58 |
| Total Purged | 1.6 |
| Well Volumes Purged | 0.13 |

| | |
|---|---|
| Did well go dry? | No |

## Well Dry

In order to view and enter sampling information below, you must measure DTW upon return and enter it in the field above.

## Sample Information

| | |
|---|---|
| Type of Equipment Used - Sample | Submersible Pump |
| Enter Inspection Data | No |

## Flow Measurements

## Mid-Section

## Segment 1

When depth > 2.5 ft, enter the average of 2 depth velocity readings.

## Segment 2

When depth > 2.5 ft, enter the average of 2 depth velocity readings.

## Segment 3

When depth > 2.5 ft, enter the average of 2 depth velocity readings.

## Segment 4

When depth > 2.5 ft, enter the average of 2 depth velocity readings.

## Segment 5

When depth > 2.5 ft, enter the average of 2 depth velocity readings.

## Segment 6

When depth > 2.5 ft, enter the average of 2 depth velocity readings.

## Segment 7

When depth > 2.5 ft, enter the average of 2 depth velocity readings.

## Segment 8

When depth > 2.5 ft, enter the average of 2 depth velocity readings.

## Segment 9

When depth > 2.5 ft, enter the average of 2 depth velocity readings.

## Segment 10

When depth > 2.5 ft, enter the average of 2 depth velocity readings.

## Segment 11

When depth > 2.5 ft, enter the average of 2 depth velocity readings.

## Segment 12

When depth > 2.5 ft, enter the average of 2 depth velocity readings.

## Segment 13

When depth > 2.5 ft, enter the average of 2 depth velocity readings.

## Segment 14

When depth > 2.5 ft, enter the average of 2 depth velocity readings.

## Segment 15

When depth > 2.5 ft, enter the average of 2 depth velocity readings.

## Segment 16

When depth > 2.5 ft, enter the average of 2 depth velocity readings.

## Segment 17

When depth > 2.5 ft, enter the average of 2 depth velocity readings.

## Segment 18

When depth > 2.5 ft, enter the average of 2 depth velocity readings.

## Segment 19

When depth > 2.5 ft, enter the average of 2 depth velocity readings.

## Segment 20

When depth > 2.5 ft, enter the average of 2 depth velocity readings.

## Segment 21

When depth > 2.5 ft, enter the average of 2 depth velocity readings.

## Segment 22

When depth > 2.5 ft, enter the average of 2 depth velocity readings.

## Segment 23

When depth > 2.5 ft, enter the average of 2 depth velocity readings.

## Segment 24

When depth > 2.5 ft, enter the average of 2 depth velocity readings.

## Segment 25

When depth > 2.5 ft, enter the average of 2 depth velocity readings.

## Segment 26

When depth > 2.5 ft, enter the average of 2 depth velocity readings.

## Segment 27

When depth > 2.5 ft, enter the average of 2 depth velocity readings.

## Segment 28

When depth > 2.5 ft, enter the average of 2 depth velocity readings.

## Segment 29

When depth > 2.5 ft, enter the average of 2 depth velocity readings.

## Segment 30

When depth > 2.5 ft, enter the average of 2 depth velocity readings.

## Close Out

| | |
|---|---|
| Scope of Work Status | In Progress |
| General Comments | None |

## Kinder Morgan, MW-17, 2024-03-05

| | |
|---|---|
| Project | Kinder Morgan_Silvercroft_E2E |
| Created | 2024-03-05 09:13:24 MST by Sascha Arnold |
| Updated | 2024-03-05 09:44:42 MST by Sascha Arnold |
| Location | , |
| Status | In Progress |

Please refer to the relevant TGI documents contained in the "Reference Files" of this app for additional instruction.

## Index

| | |
|---|---|
| Was Duplicated | 0 |
| Facility ID | 521 |
| Area ID | 1588 |
| Asset ID | 37720 |
| Work Order ID | 834 |
| Work Order Activity Detail ID | 44537 |
| Well or SW Asset | Well |
| Asset Subtype | Monitoring |

## General Information

| | |
|---|---|
| Select Project | Kinder Morgan, Silvercroft, Default Site |
| Client | Kinder Morgan |
| Facility Name | Silvercroft |
| Project Number | 30198741 |
| Area Name | Default Site |
| Location | W Silverbell Tree Dr. / N Silver Island Way, Tucson, AZ |
| Date | 2024-03-05 |
| Field Personnel | Sascha Arnold |
| NOTES AND DIRECTIONS | Also collect ferrous iron and sulfite in the field immediately after sample collection utilizing a Hach® DR820 spectrometer and a Hach® SU-5 Sulfite Test Kit |

## Scope of Work

| | |
|---|---|
| Location Type | Planned |
| Select Asset | MW-17 |
| Asset Name | MW-17 |
| Scope of Work | Q1 2024 GW Sampling, 2024-01-22, Groundwater Monitoring |
| Length Units | Imperial |
| Volume Units | Imperial |
| Work to be Performed at Location | Groundwater Sampling and Water Level Measurement |

Work to be Performed at Location: Gauging Only - well is to be gauged for potentiometric surface and not sampled as part of scope of work Gauging and GW Sampling - Well is gauged and sampled in the same record. Surface Water Sampling - Location is a surface water monitoring location Well Inspection Only - well is not gauged or sampled, only inspected

## Location Info

| | |
|---|---|
| Coordinate Source | Planned |

## Weather Conditions

| | |
|---|---|
| Fetch Weather | N/A |

| | |
|---|---|
| Weather | Sunny, clear |

## Well Details

| | |
|---|---|
| Detail Correction Required | No |
| Top of Screen (ft bgs) | 130.00 |
| Bottom of Screen (ft bgs) | 170.00 |
| Casing Diameter (in) | 4.00 |
| Well Casing Material | PVC |
| Measuring Point (mp) Description | Top of Outer Casing |
| Constructed Total Depth (ft bgs) | 170.00 |
| Enter Gauging Data | Yes |

## Water Elevation Details

| | |
|---|---|
| Gauging Equipment | Interface Probe |
| Gauging Date | 2024-02-28 |
| Gauging Time | 09:13 |

## Well Head Gas Reading

| | |
|---|---|
| Select Screening Parameters | None |
| Is water present? | Yes |
| Static Water Level | 147.64 |
| DTW QC Check | N/A |
| Product Present | No |
| Total Depth Recorded | No |
| Reason Total Depth Not Recorded | Nm |
| TD QC Check | TD is >3 ft from constructed measurement. Check in with PM/TM |
| Water Column | 22.36 |
| Volume in Well | 14.6 |
| Sheen? | No |
| Odor? | No |
| Notes | Fe=.04, Mn=1.3, sulfite=0.64-1.28 |
| Enter Evacuation Data | Yes |

## Evacuation Details

| | |
|---|---|
| Evacuation date | 2024-03-05 |
| Purge Method | Low Flow |

## No-Purge

| |
|---|
| Type of No-Purge Equipment Used |

## Retrieval Details

| | |
|---|---|
| If anything has changed since deployment, please note these changes in the general comment section at the end of the form. | |
| Total Time Deployed (days) | Please enter all deployment and retrieval dates and times to calculate elapsed time. |

## Purge

| | |
|---|---|
| Type of Equipment Used - Purge | Submersible Pump |
| Pump Intake Depth | 152 |

| | |
|---|---|
| Purge Start Time | 09:17 |
| Enter Water Quality Parameters | Yes |

## Water Quality Parameters

| | |
|---|---|
| Water Quality Meter Make/Model | YSI 556 |
| Select the Parameters you want to measure below. | |
| Select Measured Parameters | pH, Specific Conductivity, Turbidity (NTU), Dissolved Oxygen (DO) (mg/L), Temperature (°C), Redox (ORP) (mV) |

## -09:17|DTW:147.64|pH: 7.11|SpCND: 0.83|TRB: 1.11|DO: 3.75|T: 18.98|ORP: -315

## Calculation Specific Fields

| | |
|---|---|
| Total Vol Purged L Only | 0 |
| Flow Rate L/min Only | 0.3 |
| Site ID, Well ID | Default Site, MW-17 |
| Reading Time | 09:17 |
| Minutes Elapsed between readings | 0 |
| Total Elapsed Minutes (during parameter readings) | 0 |
| Total Elapsed Minutes from Purge Start Time | 0 |

## Purge and Flow

| | |
|---|---|
| Flow Rate Units | mL/min |
| Flow Rate | 300 |
| Depth to Water | 147.64 |
| Theoretical Total Volume Purged | 0.0 |
| Total Volume Purged Units | mL |
| Total Volume Purged | 0 |

## Parameters

| | |
|---|---|
| pH | 7.11 |
| pH 2 decimals | 7.11 |
| Specific Conductivity Units | mS/cm$^{c}$ |
| Specific Conductivity | 0.83 |
| spec cond sig figs | 0.83 |
| Turbidity (NTU) | 1.11 |
| Turbidity reading outside range of meter? | No |
| turbidity sig figs | 1.1 |
| Dissolved Oxygen (DO) (mg/L) | 3.75 |
| DO 2 decimals | 3.75 |
| Temperature (°C) | 18.98 |
| temp 2 decimals | 18.98 |
| Redox (ORP) (mV) | -315 |
| orp 2 decimals | -315.00 |
| parameters | -09:17\|DTW:147.64\|pH: 7.11\|SpCND: 0.83\|TRB: 1.11\|DO: 3.75\|T: 18.98\|ORP: -315 |
| Stabilization Calculation | 1/3 Measurement intervals before stability can be calculated |
| Color | Clear |

| | |
|---|---|
| Notable Odors | No Odor |

Well is considered stabilized and ready for sample collection when the following is met for three consecutive readings collected at 3 to 5 minute intervals: -turbidity remains within 10% (or if three consecutive values are <5NTU) -specific conductance and temp remain within 3% -ORP within + or - 10 mV -DO within 10% (or if three consecutive values are <0.5 mg/L) -pH within 0.1 unit

## -09:31|DTW:147.84|pH: 7.11|SpCND: 0.756|TRB: 1.22|DO: 3.4|T: 19.51|ORP: -342

### Calculation Specific Fields

| | |
|---|---|
| Total Vol Purged L Only | 0.0011 |
| Flow Rate L/min Only | 0.3 |
| Site ID, Well ID | Default Site, MW-17 |
| Reading Time | 09:31 |
| Minutes Elapsed between readings | 14 |
| Total Elapsed Minutes (during parameter readings) | 14 |
| Total Elapsed Minutes from Purge Start Time | 14 |

### Purge and Flow

| | |
|---|---|
| Flow Rate Units | mL/min |
| Flow Rate | 300 |
| Depth to Water | 147.84 |
| Theoretical Total Volume Purged | 1.11 |
| Total Volume Purged Units | mL |
| Total Volume Purged | 1.1 |

### Parameters

| | |
|---|---|
| pH | 7.11 |
| pH 2 decimals | 7.11 |
| Specific Conductivity Units | mS/cm[c] |
| Specific Conductivity | 0.756 |
| spec cond sig figs | 0.756 |
| Turbidity (NTU) | 1.22 |
| Turbidity reading outside range of meter? | No |
| turbidity sig figs | 1.2 |
| Dissolved Oxygen (DO) (mg/L) | 3.4 |
| DO 2 decimals | 3.40 |
| Temperature (°C) | 19.51 |
| temp 2 decimals | 19.51 |
| Redox (ORP) (mV) | -342 |
| orp 2 decimals | -342.00 |
| parameters | -09:31\|DTW:147.84\|pH: 7.11\|SpCND: 0.756\|TRB: 1.22\|DO: 3.4\|T: 19.51\|ORP: -342 |
| Stabilization Calculation | 2/3 Measurement intervals before stability can be calculated |
| Color | Clear |
| Notable Odors | No Odor |

Well is considered stabilized and ready for sample collection when the following is met for three consecutive readings collected at 3 to 5 minute intervals: -turbidity remains within 10% (or if three consecutive values are <5NTU) -specific conductance and temp remain within 3% -ORP within + or - 10 mV -DO within 10% (or if three consecutive values are <0.5 mg/L) -pH within 0.1 unit

## -09:36|DTW:147.64|pH: 7.12|SpCND: 0.757|TRB: 1.22|DO: 3.34|T: 19.14|ORP: -341

### Calculation Specific Fields

| | |
|---|---|
| Total Vol Purged L Only | 0.0015 |
| Flow Rate L/min Only | 0.3 |
| Site ID, Well ID | Default Site, MW-17 |
| Reading Time | 09:36 |
| Minutes Elapsed between readings | 5 |
| Total Elapsed Minutes (during parameter readings) | 19 |
| Total Elapsed Minutes from Purge Start Time | 19 |

### Purge and Flow

| | |
|---|---|
| Flow Rate Units | mL/min |
| Flow Rate | 300 |
| Depth to Water | 147.64 |
| Theoretical Total Volume Purged | 1.51 |
| Total Volume Purged Units | mL |
| Total Volume Purged | 1.5 |

### Parameters

| | |
|---|---|
| pH | 7.12 |
| pH 2 decimals | 7.12 |
| Specific Conductivity Units | mS/cm[c] |
| Specific Conductivity | 0.757 |
| spec cond sig figs | 0.757 |
| Turbidity (NTU) | 1.22 |
| Turbidity reading outside range of meter? | No |
| turbidity sig figs | 1.2 |
| Dissolved Oxygen (DO) (mg/L) | 3.34 |
| DO 2 decimals | 3.34 |
| Temperature (°C) | 19.14 |
| temp 2 decimals | 19.14 |
| Redox (ORP) (mV) | -341 |
| orp 2 decimals | -341.00 |
| parameters | -09:36\|DTW:147.64\|pH: 7.12\|SpCND: 0.757\|TRB: 1.22\|DO: 3.34\|T: 19.14\|ORP: -341 |
| Stabilization Calculation | pH: ; SpCND: ; TRB: ; DO: ; T: ; ORP: ; Time Elapsed: 19 min<br>Parameters unstable -- Do not sample |
| Color | Clear |
| Notable Odors | No Odor |

Well is considered stabilized and ready for sample collection when the following is met for three consecutive readings collected at 3 to 5 minute intervals: -turbidity remains within 10% (or if three consecutive values are <5NTU) -specific conductance and temp remain within 3% -ORP within + or - 10 mV -DO within 10% (or if three consecutive values are <0.5 mg/L) -pH within 0.1 unit

## -09:42|DTW:147.64|pH: 7.13|SpCND: 0.75|TRB: 1.21|DO: 3.19|T: 19.3|ORP: -334

### Calculation Specific Fields

| | |
|---|---|
| Total Vol Purged L Only | 0.002 |

| | |
|---|---|
| Flow Rate L/min Only | 0.3 |
| Site ID, Well ID | Default Site, MW-17 |
| Reading Time | 09:42 |
| Minutes Elapsed between readings | 6 |
| Total Elapsed Minutes (during parameter readings) | 25 |
| Total Elapsed Minutes from Purge Start Time | 25 |

## Purge and Flow

| | |
|---|---|
| Flow Rate Units | mL/min |
| Flow Rate | 300 |
| Depth to Water | 147.64 |
| Theoretical Total Volume Purged | 1.99 |
| Total Volume Purged Units | mL |
| Total Volume Purged | 2 |

## Parameters

| | |
|---|---|
| pH | 7.13 |
| pH 2 decimals | 7.13 |
| Specific Conductivity Units | mS/cm[c] |
| Specific Conductivity | 0.75 |
| spec cond sig figs | 0.75 |
| Turbidity (NTU) | 1.21 |
| Turbidity reading outside range of meter? | No |
| turbidity sig figs | 1.2 |
| Dissolved Oxygen (DO) (mg/L) | 3.19 |
| DO 2 decimals | 3.19 |
| Temperature (°C) | 19.3 |
| temp 2 decimals | 19.30 |
| Redox (ORP) (mV) | -334 |
| orp 2 decimals | -334.00 |
| parameters | -09:42\|DTW:147.64\|pH: 7.13\|SpCND: 0.75\|TRB: 1.21\|DO: 3.19\|T: 19.3\|ORP: -334 |
| Stabilization Calculation | pH: ; SpCND: ; TRB: ; DO: ; T: ; ORP: ; Time Elapsed: 25 min<br>All Parameters Stable -- Okay to sample |
| Color | Clear |
| Notable Odors | No Odor |

Well is considered stabilized and ready for sample collection when the following is met for three consecutive readings collected at 3 to 5 minute intervals: -turbidity remains within 10% (or if three consecutive values are <5NTU) -specific conductance and temp remain within 3% -ORP within + or - 10 mV -DO within 10% (or if three consecutive values are <0.5 mg/L) -pH within 0.1 unit

| | |
|---|---|
| Purge End Time (Before Sample Collection) | 09:44 |
| Theoretical Total Volume Purged | 1.99 |
| Total Purged | 2 |
| Well Volumes Purged | 0.14 |
| Did well go dry? | No |

## Well Dry

In order to view and enter sampling information below, you must measure DTW upon return and enter it in the field above.

## Sample Information

| | |
|---|---|
| Type of Equipment Used - Sample | Submersible Pump |

## Flow Measurements

## Mid-Section

### Segment 1

When depth > 2.5 ft, enter the average of 2 depth velocity readings.

### Segment 2

When depth > 2.5 ft, enter the average of 2 depth velocity readings.

### Segment 3

When depth > 2.5 ft, enter the average of 2 depth velocity readings.

### Segment 4

When depth > 2.5 ft, enter the average of 2 depth velocity readings.

### Segment 5

When depth > 2.5 ft, enter the average of 2 depth velocity readings.

### Segment 6

When depth > 2.5 ft, enter the average of 2 depth velocity readings.

### Segment 7

When depth > 2.5 ft, enter the average of 2 depth velocity readings.

### Segment 8

When depth > 2.5 ft, enter the average of 2 depth velocity readings.

### Segment 9

When depth > 2.5 ft, enter the average of 2 depth velocity readings.

### Segment 10

When depth > 2.5 ft, enter the average of 2 depth velocity readings.

### Segment 11

When depth > 2.5 ft, enter the average of 2 depth velocity readings.

### Segment 12

When depth > 2.5 ft, enter the average of 2 depth velocity readings.

### Segment 13

When depth > 2.5 ft, enter the average of 2 depth velocity readings.

### Segment 14

When depth > 2.5 ft, enter the average of 2 depth velocity readings.

### Segment 15

When depth > 2.5 ft, enter the average of 2 depth velocity readings.

## Segment 16

When depth > 2.5 ft, enter the average of 2 depth velocity readings.

## Segment 17

When depth > 2.5 ft, enter the average of 2 depth velocity readings.

## Segment 18

When depth > 2.5 ft, enter the average of 2 depth velocity readings.

## Segment 19

When depth > 2.5 ft, enter the average of 2 depth velocity readings.

## Segment 20

When depth > 2.5 ft, enter the average of 2 depth velocity readings.

## Segment 21

When depth > 2.5 ft, enter the average of 2 depth velocity readings.

## Segment 22

When depth > 2.5 ft, enter the average of 2 depth velocity readings.

## Segment 23

When depth > 2.5 ft, enter the average of 2 depth velocity readings.

## Segment 24

When depth > 2.5 ft, enter the average of 2 depth velocity readings.

## Segment 25

When depth > 2.5 ft, enter the average of 2 depth velocity readings.

## Segment 26

When depth > 2.5 ft, enter the average of 2 depth velocity readings.

## Segment 27

When depth > 2.5 ft, enter the average of 2 depth velocity readings.

## Segment 28

When depth > 2.5 ft, enter the average of 2 depth velocity readings.

## Segment 29

When depth > 2.5 ft, enter the average of 2 depth velocity readings.

## Segment 30

When depth > 2.5 ft, enter the average of 2 depth velocity readings.

## Close Out

| | |
|---|---|
| Scope of Work Status | In Progress |
| General Comments | None |

## Kinder Morgan, MW-18, 2024-03-01

| | |
|---|---|
| Project | Kinder Morgan_Silvercroft_E2E |
| Created | 2024-03-01 10:36:50 MST by Sascha Arnold |
| Updated | 2024-03-01 10:54:27 MST by Sascha Arnold |
| Location | , |
| Status | In Progress |

Please refer to the relevant TGI documents contained in the "Reference Files" of this app for additional instruction.

## Index

| | |
|---|---|
| Was Duplicated | 0 |
| Planned Latitude | 32.2606669700 |
| Planned_Longitude | -111.0123758200 |
| Facility ID | 521 |
| Area ID | 1588 |
| Asset ID | 37721 |
| Work Order ID | 834 |
| Work Order Activity Detail ID | 44538 |
| Well or SW Asset | Well |
| Asset Subtype | Monitoring |

## General Information

| | |
|---|---|
| Select Project | Kinder Morgan, Silvercroft, Default Site |
| Client | Kinder Morgan |
| Facility Name | Silvercroft |
| Project Number | 30198741 |
| Area Name | Default Site |
| Location | W Silverbell Tree Dr. / N Silver Island Way, Tucson, AZ |
| Date | 2024-03-01 |
| Field Personnel | Sascha Arnold |
| NOTES AND DIRECTIONS | Also collect ferrous iron and sulfite in the field immediately after sample collection utilizing a Hach® DR820 spectrometer and a Hach® SU-5 Sulfite Test Kit |

## Scope of Work

| | |
|---|---|
| Location Type | Planned |
| Select Asset | MW-18 |
| Asset Name | MW-18 |
| Scope of Work | Q1 2024 GW Sampling, 2024-01-22, Groundwater Monitoring |
| Length Units | Imperial |
| Volume Units | Imperial |
| Work to be Performed at Location | Groundwater Sampling and Water Level Measurement |

Work to be Performed at Location: Gauging Only - well is to be gauged for potentiometric surface and not sampled as part of scope of work Gauging and GW Sampling - Well is gauged and sampled in the same record. Surface Water Sampling - Location is a surface water monitoring location Well Inspection Only - well is not gauged or sampled, only inspected

## Location Info

| | |
|---|---|
| Coordinate Source | Planned |

## Weather Conditions

| | |
|---|---|
| Fetch Weather | N/A |
| Weather | Sunny, clear |

## Well Details

| | |
|---|---|
| Detail Correction Required | No |
| Top of Screen (ft bgs) | 130.00 |
| Bottom of Screen (ft bgs) | 170.00 |
| Casing Diameter (in) | 4.00 |
| Well Casing Material | PVC |
| Measuring Point (mp) Description | Top of Outer Casing |
| Constructed Total Depth (ft bgs) | 170.00 |
| Enter Gauging Data | Yes |

## Water Elevation Details

| | |
|---|---|
| Gauging Equipment | Interface Probe |
| Gauging Date | 2024-02-28 |
| Gauging Time | 10:37 |

## Well Head Gas Reading

| | |
|---|---|
| Select Screening Parameters | None |
| Is water present? | Yes |
| Static Water Level | 148.43 |
| DTW QC Check | N/A |
| Product Present | No |
| Total Depth Recorded | No |
| Reason Total Depth Not Recorded | Nm |
| TD QC Check | TD is >3 ft from constructed measurement. Check in with PM/TM |
| Water Column | 21.57 |
| Volume in Well | 14.08 |
| Sheen? | No |
| Odor? | No |
| Notes | Fe=0.03, Mn=1.6, sulfite =0.64-1.28 |
| Enter Evacuation Data | Yes |

## Evacuation Details

| | |
|---|---|
| Evacuation date | 2024-03-01 |
| Purge Method | Low Flow |

## No-Purge

| |
|---|
| Type of No-Purge Equipment Used |

## Retrieval Details

| | |
|---|---|
| If anything has changed since deployment, please note these changes in the general comment section at the end of the form. | |
| Total Time Deployed (days) | Please enter all deployment and retrieval dates and times to calculate elapsed time. |

## Purge

| | |
|---|---|
| Type of Equipment Used - Purge | Submersible Pump |
| Pump Intake Depth | 155 |
| Purge Start Time | 10:38 |
| Enter Water Quality Parameters | Yes |

## Water Quality Parameters

| | |
|---|---|
| Water Quality Meter Make/Model | YSI 556 |
| Select the Parameters you want to measure below. | |
| Select Measured Parameters | pH, Specific Conductivity, Turbidity (NTU), Dissolved Oxygen (DO) (mg/L), Temperature (°C), Redox (ORP) (mV) |

## -10:38|DTW:148.43|pH: 7.22|SpCND: 0.627|TRB: 1.2|DO: 5.11|T: 22.11|ORP: -296

## Calculation Specific Fields

| | |
|---|---|
| Total Vol Purged L Only | 0 |
| Flow Rate L/min Only | 0.3 |
| Site ID, Well ID | Default Site, MW-18 |
| Reading Time | 10:38 |
| Minutes Elapsed between readings | 0 |
| Total Elapsed Minutes (during parameter readings) | 0 |
| Total Elapsed Minutes from Purge Start Time | 0 |

## Purge and Flow

| | |
|---|---|
| Flow Rate Units | mL/min |
| Flow Rate | 300 |
| Depth to Water | 148.43 |
| Theoretical Total Volume Purged | 0.0 |
| Total Volume Purged Units | mL |
| Total Volume Purged | 0 |

## Parameters

| | |
|---|---|
| pH | 7.22 |
| pH 2 decimals | 7.22 |
| Specific Conductivity Units | $mS/cm^c$ |
| Specific Conductivity | 0.627 |
| spec cond sig figs | 0.627 |
| Turbidity (NTU) | 1.2 |
| Turbidity reading outside range of meter? | No |
| turbidity sig figs | 1.2 |
| Dissolved Oxygen (DO) (mg/L) | 5.11 |
| DO 2 decimals | 5.11 |
| Temperature (°C) | 22.11 |
| temp 2 decimals | 22.11 |
| Redox (ORP) (mV) | -296 |
| orp 2 decimals | -296.00 |
| parameters | -10:38\|DTW:148.43\|pH: 7.22\|SpCND: 0.627\|TRB: 1.2\|DO: 5.11\|T: 22.11\|ORP: -296 |

| | |
|---|---|
| Stabilization Calculation | 1/3 Measurement intervals before stability can be calculated |
| Color | Clear |
| Notable Odors | No Odor |

Well is considered stabilized and ready for sample collection when the following is met for three consecutive readings collected at 3 to 5 minute intervals: -turbidity remains within 10% (or if three consecutive values are <5NTU) -specific conductance and temp remain within 3% -ORP within + or - 10 mV -DO within 10% (or if three consecutive values are <0.5 mg/L) -pH within 0.1 unit

## -10:46|DTW:148.43|pH: 7.22|SpCND: 0.636|TRB: 1.11|DO: 5.08|T: 22.52|ORP: -302

### Calculation Specific Fields

| | |
|---|---|
| Total Vol Purged L Only | 0.0006 |
| Flow Rate L/min Only | 0.3 |
| Site ID, Well ID | Default Site, MW-18 |
| Reading Time | 10:46 |
| Minutes Elapsed between readings | 8 |
| Total Elapsed Minutes (during parameter readings) | 8 |
| Total Elapsed Minutes from Purge Start Time | 8 |

### Purge and Flow

| | |
|---|---|
| Flow Rate Units | mL/min |
| Flow Rate | 300 |
| Depth to Water | 148.43 |
| Theoretical Total Volume Purged | 0.63 |
| Total Volume Purged Units | mL |
| Total Volume Purged | 0.6 |

### Parameters

| | |
|---|---|
| pH | 7.22 |
| pH 2 decimals | 7.22 |
| Specific Conductivity Units | mS/cm$^{c}$ |
| Specific Conductivity | 0.636 |
| spec cond sig figs | 0.636 |
| Turbidity (NTU) | 1.11 |
| Turbidity reading outside range of meter? | No |
| turbidity sig figs | 1.1 |
| Dissolved Oxygen (DO) (mg/L) | 5.08 |
| DO 2 decimals | 5.08 |
| Temperature (°C) | 22.52 |
| temp 2 decimals | 22.52 |
| Redox (ORP) (mV) | -302 |
| orp 2 decimals | -302.00 |
| parameters | -10:46\|DTW:148.43\|pH: 7.22\|SpCND: 0.636\|TRB: 1.11\|DO: 5.08\|T: 22.52\|ORP: -302 |
| Stabilization Calculation | 2/3 Measurement intervals before stability can be calculated |
| Color | Clear |
| Notable Odors | No Odor |

Well is considered stabilized and ready for sample collection when the following is met for three consecutive readings collected at 3 to 5 minute intervals: -turbidity remains within 10% (or if three consecutive values are <5NTU) -specific conductance and temp remain within 3% -ORP within + or - 10 mV -DO within 10% (or if three consecutive values are <0.5 mg/L) -pH within 0.1 unit

## □-10:51|DTW:148.43|pH: 7.22|SpCND: 0.635|TRB: 1.19|DO: 4.99|T: 22.58|ORP: -302

### Calculation Specific Fields

| | |
|---|---|
| Total Vol Purged L Only | 0.001 |
| Flow Rate L/min Only | 0.3 |
| Site ID, Well ID | Default Site, MW-18 |
| Reading Time | 10:51 |
| Minutes Elapsed between readings | 5 |
| Total Elapsed Minutes (during parameter readings) | 13 |
| Total Elapsed Minutes from Purge Start Time | 13 |

### Purge and Flow

| | |
|---|---|
| Flow Rate Units | mL/min |
| Flow Rate | 300 |
| Depth to Water | 148.43 |
| Theoretical Total Volume Purged | 1.03 |
| Total Volume Purged Units | mL |
| Total Volume Purged | 1 |

### Parameters

| | |
|---|---|
| pH | 7.22 |
| pH 2 decimals | 7.22 |
| Specific Conductivity Units | mS/cm$^{c}$ |
| Specific Conductivity | 0.635 |
| spec cond sig figs | 0.635 |
| Turbidity (NTU) | 1.19 |
| Turbidity reading outside range of meter? | No |
| turbidity sig figs | 1.2 |
| Dissolved Oxygen (DO) (mg/L) | 4.99 |
| DO 2 decimals | 4.99 |
| Temperature (°C) | 22.58 |
| temp 2 decimals | 22.58 |
| Redox (ORP) (mV) | -302 |
| orp 2 decimals | -302.00 |
| parameters | □-10:51\|DTW:148.43\|pH: 7.22\|SpCND: 0.635\|TRB: 1.19\|DO: 4.99\|T: 22.58\|ORP: -302 |
| Stabilization Calculation | pH: □; SpCND: □; TRB: □; DO: □; T: □; ORP: □; Time Elapsed: 13 min<br>All Parameters Stable -- Okay to sample |
| Color | Clear |
| Notable Odors | No Odor |

Well is considered stabilized and ready for sample collection when the following is met for three consecutive readings collected at 3 to 5 minute intervals: -turbidity remains within 10% (or if three consecutive values are <5NTU) -specific conductance and temp remain within 3% -ORP within + or - 10 mV -DO within 10% (or if three consecutive values are <0.5 mg/L) -pH within 0.1 unit

| | |
|---|---|
| Purge End Time (Before Sample Collection) | 10:55 |

| | |
|---|---|
| Theoretical Total Volume Purged | 1.03 |
| Total Purged | 1 |
| Well Volumes Purged | 0.07 |
| Did well go dry? | No |

## Well Dry

In order to view and enter sampling information below, you must measure DTW upon return and enter it in the field above.

## Sample Information

| | |
|---|---|
| Type of Equipment Used - Sample | Submersible Pump |
| Enter Inspection Data | No |

## Flow Measurements

## Mid-Section

## Segment 1

When depth > 2.5 ft, enter the average of 2 depth velocity readings.

## Segment 2

When depth > 2.5 ft, enter the average of 2 depth velocity readings.

## Segment 3

When depth > 2.5 ft, enter the average of 2 depth velocity readings.

## Segment 4

When depth > 2.5 ft, enter the average of 2 depth velocity readings.

## Segment 5

When depth > 2.5 ft, enter the average of 2 depth velocity readings.

## Segment 6

When depth > 2.5 ft, enter the average of 2 depth velocity readings.

## Segment 7

When depth > 2.5 ft, enter the average of 2 depth velocity readings.

## Segment 8

When depth > 2.5 ft, enter the average of 2 depth velocity readings.

## Segment 9

When depth > 2.5 ft, enter the average of 2 depth velocity readings.

## Segment 10

When depth > 2.5 ft, enter the average of 2 depth velocity readings.

## Segment 11

When depth > 2.5 ft, enter the average of 2 depth velocity readings.

## Segment 12

When depth > 2.5 ft, enter the average of 2 depth velocity readings.

## Segment 13

When depth > 2.5 ft, enter the average of 2 depth velocity readings.

## Segment 14

When depth > 2.5 ft, enter the average of 2 depth velocity readings.

## Segment 15

When depth > 2.5 ft, enter the average of 2 depth velocity readings.

## Segment 16

When depth > 2.5 ft, enter the average of 2 depth velocity readings.

## Segment 17

When depth > 2.5 ft, enter the average of 2 depth velocity readings.

## Segment 18

When depth > 2.5 ft, enter the average of 2 depth velocity readings.

## Segment 19

When depth > 2.5 ft, enter the average of 2 depth velocity readings.

## Segment 20

When depth > 2.5 ft, enter the average of 2 depth velocity readings.

## Segment 21

When depth > 2.5 ft, enter the average of 2 depth velocity readings.

## Segment 22

When depth > 2.5 ft, enter the average of 2 depth velocity readings.

## Segment 23

When depth > 2.5 ft, enter the average of 2 depth velocity readings.

## Segment 24

When depth > 2.5 ft, enter the average of 2 depth velocity readings.

## Segment 25

When depth > 2.5 ft, enter the average of 2 depth velocity readings.

## Segment 26

When depth > 2.5 ft, enter the average of 2 depth velocity readings.

## Segment 27

When depth > 2.5 ft, enter the average of 2 depth velocity readings.

## Segment 28

When depth > 2.5 ft, enter the average of 2 depth velocity readings.

## Segment 29

When depth > 2.5 ft, enter the average of 2 depth velocity readings.

## Segment 30

When depth > 2.5 ft, enter the average of 2 depth velocity readings.

## Close Out

| | |
|---|---|
| Scope of Work Status | In Progress |
| General Comments | None |

## Kinder Morgan, MW-19, 2024-03-05

| | |
|---|---|
| Project | Kinder Morgan_Silvercroft_E2E |
| Created | 2024-03-05 08:30:05 MST by Sascha Arnold |
| Updated | 2024-03-05 09:08:09 MST by Sascha Arnold |
| Location | , |
| Status | In Progress |

Please refer to the relevant TGI documents contained in the "Reference Files" of this app for additional instruction.

## Index

| | |
|---|---|
| Was Duplicated | 0 |
| Planned Latitude | 32.2596986100 |
| Planned_Longitude | -111.0123687300 |
| Facility ID | 521 |
| Area ID | 1588 |
| Asset ID | 37722 |
| Work Order ID | 834 |
| Work Order Activity Detail ID | 44539 |
| Well or SW Asset | Well |
| Asset Subtype | Monitoring |

## General Information

| | |
|---|---|
| Select Project | Kinder Morgan, Silvercroft, Default Site |
| Client | Kinder Morgan |
| Facility Name | Silvercroft |
| Project Number | 30198741 |
| Area Name | Default Site |
| Location | W Silverbell Tree Dr. / N Silver Island Way, Tucson, AZ |
| Date | 2024-03-05 |
| Field Personnel | Sascha Arnold |
| NOTES AND DIRECTIONS | Also collect ferrous iron and sulfite in the field immediately after sample collection utilizing a Hach® DR820 spectrometer and a Hach® SU-5 Sulfite Test Kit |

## Scope of Work

| | |
|---|---|
| Location Type | Planned |
| Select Asset | MW-19 |
| Asset Name | MW-19 |
| Scope of Work | Q1 2024 GW Sampling, 2024-01-22, Groundwater Monitoring |
| Length Units | Imperial |
| Volume Units | Imperial |
| Work to be Performed at Location | Groundwater Sampling and Water Level Measurement |

Work to be Performed at Location: Gauging Only - well is to be gauged for potentiometric surface and not sampled as part of scope of work Gauging and GW Sampling - Well is gauged and sampled in the same record. Surface Water Sampling - Location is a surface water monitoring location Well Inspection Only - well is not gauged or sampled, only inspected

## Location Info

| | |
|---|---|
| Coordinate Source | Planned |

## Weather Conditions

| | |
|---|---|
| Fetch Weather | N/A |
| Weather | Sunny, clear |

## Well Details

| | |
|---|---|
| Detail Correction Required | No |
| Top of Screen (ft bgs) | 130.00 |
| Bottom of Screen (ft bgs) | 170.00 |
| Casing Diameter (in) | 4.00 |
| Well Casing Material | PVC |
| Measuring Point (mp) Description | Top of Outer Casing |
| Constructed Total Depth (ft bgs) | 170.00 |
| Enter Gauging Data | Yes |

## Water Elevation Details

| | |
|---|---|
| Gauging Equipment | Interface Probe |
| Gauging Date | 2024-02-28 |
| Gauging Time | 08:30 |

## Well Head Gas Reading

| | |
|---|---|
| Select Screening Parameters | None |
| Is water present? | Yes |
| Static Water Level | 146.8 |
| DTW QC Check | N/A |
| Product Present | No |
| Total Depth Recorded | No |
| Reason Total Depth Not Recorded | Nm |
| TD QC Check | TD is >3 ft from constructed measurement. Check in with PM/TM |
| Water Column | 23.2 |
| Volume in Well | 15.14 |
| Sheen? | No |
| Odor? | No |
| Notes | Fe=.31, Mn=1.2, sulfite=0.64-1.28 |
| Enter Evacuation Data | Yes |

## Evacuation Details

| | |
|---|---|
| Evacuation date | 2024-03-05 |
| Purge Method | Low Flow |

## No-Purge

| | |
|---|---|
| Type of No-Purge Equipment Used | |

## Retrieval Details

| | |
|---|---|
| If anything has changed since deployment, please note these changes in the general comment section at the end of the form. | |
| Total Time Deployed (days) | Please enter all deployment and retrieval dates and times to calculate elapsed time. |

## Purge

| | |
|---|---|
| Type of Equipment Used - Purge | Submersible Pump |
| Pump Intake Depth | 152 |
| Purge Start Time | 08:31 |
| Enter Water Quality Parameters | Yes |

## Water Quality Parameters

| | |
|---|---|
| Water Quality Meter Make/Model | YSI 556 |
| Select the Parameters you want to measure below. | |
| Select Measured Parameters | pH, Specific Conductivity, Turbidity (NTU), Dissolved Oxygen (DO) (mg/L), Temperature (°C), Redox (ORP) (mV) |

## -08:31|DTW:146.8|pH: 6.3|SpCND: 1.137|TRB: 1.24|DO: 4.46|T: 20.33|ORP: -344

## Calculation Specific Fields

| | |
|---|---|
| Total Vol Purged L Only | 0 |
| Flow Rate L/min Only | 0.3 |
| Site ID, Well ID | Default Site, MW-19 |
| Reading Time | 08:31 |
| Minutes Elapsed between readings | 0 |
| Total Elapsed Minutes (during parameter readings) | 0 |
| Total Elapsed Minutes from Purge Start Time | 0 |

## Purge and Flow

| | |
|---|---|
| Flow Rate Units | mL/min |
| Flow Rate | 300 |
| Depth to Water | 146.8 |
| Theoretical Total Volume Purged | 0.0 |
| Total Volume Purged Units | L |
| Total Volume Purged | 0 |

## Parameters

| | |
|---|---|
| pH | 6.3 |
| pH 2 decimals | 6.30 |
| Specific Conductivity Units | mS/cm$^{c}$ |
| Specific Conductivity | 1.137 |
| spec cond sig figs | 1.137 |
| Turbidity (NTU) | 1.24 |
| Turbidity reading outside range of meter? | No |
| turbidity sig figs | 1.2 |
| Dissolved Oxygen (DO) (mg/L) | 4.46 |
| DO 2 decimals | 4.46 |
| Temperature (°C) | 20.33 |
| temp 2 decimals | 20.33 |
| Redox (ORP) (mV) | -344 |
| orp 2 decimals | -344.00 |
| parameters | -08:31\|DTW:146.8\|pH: 6.3\|SpCND: 1.137\|TRB: 1.24\|DO: 4.46\|T: 20.33\|ORP: -344 |

| | |
|---|---|
| Stabilization Calculation | 1/3 Measurement intervals before stability can be calculated |
| Color | Clear |
| Notable Odors | No Odor |

Well is considered stabilized and ready for sample collection when the following is met for three consecutive readings collected at 3 to 5 minute intervals: -turbidity remains within 10% (or if three consecutive values are <5NTU) -specific conductance and temp remain within 3% -ORP within + or - 10 mV -DO within 10% (or if three consecutive values are <0.5 mg/L) -pH within 0.1 unit

## -08:36|DTW:146.8|pH: 6.8|SpCND: 0.901|TRB: 1.28|DO: 0.82|T: 19.91|ORP: -388

### Calculation Specific Fields

| | |
|---|---|
| Total Vol Purged L Only | 0.5 |
| Flow Rate L/min Only | 0.3 |
| Site ID, Well ID | Default Site, MW-19 |
| Reading Time | 08:36 |
| Minutes Elapsed between readings | 5 |
| Total Elapsed Minutes (during parameter readings) | 5 |
| Total Elapsed Minutes from Purge Start Time | 5 |

### Purge and Flow

| | |
|---|---|
| Flow Rate Units | mL/min |
| Flow Rate | 300 |
| Depth to Water | 146.8 |
| Theoretical Total Volume Purged | 0.4 |
| Total Volume Purged Units | L |
| Total Volume Purged | 0.5 |

### Parameters

| | |
|---|---|
| pH | 6.8 |
| pH 2 decimals | 6.80 |
| Specific Conductivity Units | mS/cm$^{c}$ |
| Specific Conductivity | 0.901 |
| spec cond sig figs | 0.901 |
| Turbidity (NTU) | 1.28 |
| Turbidity reading outside range of meter? | No |
| turbidity sig figs | 1.3 |
| Dissolved Oxygen (DO) (mg/L) | 0.82 |
| DO 2 decimals | 0.82 |
| Temperature (°C) | 19.91 |
| temp 2 decimals | 19.91 |
| Redox (ORP) (mV) | -388 |
| orp 2 decimals | -388.00 |
| parameters | -08:36\|DTW:146.8\|pH: 6.8\|SpCND: 0.901\|TRB: 1.28\|DO: 0.82\|T: 19.91\|ORP: -388 |
| Stabilization Calculation | 2/3 Measurement intervals before stability can be calculated |
| Color | Clear |
| Notable Odors | No Odor |

Well is considered stabilized and ready for sample collection when the following is met for three consecutive readings collected at 3 to 5 minute intervals: -turbidity remains within 10% (or if three consecutive values are <5NTU) -specific conductance and temp remain within 3% -ORP within + or - 10 mV -DO within 10% (or if three consecutive values are <0.5 mg/L) -pH within 0.1 unit

## □-08:47|DTW:147.8|pH: 6.83|SpCND: 0.908|TRB: 1.3|DO: 0.76|T: 19.95|ORP: -389

### Calculation Specific Fields

| | |
|---|---|
| Total Vol Purged L Only | 0.0013 |
| Flow Rate L/min Only | 0.3 |
| Site ID, Well ID | Default Site, MW-19 |
| Reading Time | 08:47 |
| Minutes Elapsed between readings | 11 |
| Total Elapsed Minutes (during parameter readings) | 16 |
| Total Elapsed Minutes from Purge Start Time | 16 |

### Purge and Flow

| | |
|---|---|
| Flow Rate Units | mL/min |
| Flow Rate | 300 |
| Depth to Water | 147.8 |
| Theoretical Total Volume Purged | 1.27 |
| Total Volume Purged Units | mL |
| Total Volume Purged | 1.3 |

### Parameters

| | |
|---|---|
| pH | 6.83 |
| pH 2 decimals | 6.83 |
| Specific Conductivity Units | mS/cm$^{c}$ |
| Specific Conductivity | 0.908 |
| spec cond sig figs | 0.908 |
| Turbidity (NTU) | 1.3 |
| Turbidity reading outside range of meter? | No |
| turbidity sig figs | 1.3 |
| Dissolved Oxygen (DO) (mg/L) | 0.76 |
| DO 2 decimals | 0.76 |
| Temperature (°C) | 19.95 |
| temp 2 decimals | 19.95 |
| Redox (ORP) (mV) | -389 |
| orp 2 decimals | -389.00 |
| parameters | □-08:47\|DTW:147.8\|pH: 6.83\|SpCND: 0.908\|TRB: 1.3\|DO: 0.76\|T: 19.95\|ORP: -389 |
| Stabilization Calculation | pH: □; SpCND: □; TRB: □; DO: □; T: □; ORP: □; Time Elapsed: 16 min<br>Parameters unstable -- Do not sample |
| Color | Clear |
| Notable Odors | No Odor |

Well is considered stabilized and ready for sample collection when the following is met for three consecutive readings collected at 3 to 5 minute intervals: -turbidity remains within 10% (or if three consecutive values are <5NTU) -specific conductance and temp remain within 3% -ORP within + or - 10 mV -DO within 10% (or if three consecutive values are <0.5 mg/L) -pH within 0.1 unit

## □-08:56|DTW:146.8|pH: 6.88|SpCND: 0.902|TRB: 1.32|DO: 0.8|T: 19.9|ORP: -389

### Calculation Specific Fields

| | |
|---|---|
| Total Vol Purged L Only | 0.002 |
| Flow Rate L/min Only | 0.3 |
| Site ID, Well ID | Default Site, MW-19 |
| Reading Time | 08:56 |
| Minutes Elapsed between readings | 9 |
| Total Elapsed Minutes (during parameter readings) | 25 |
| Total Elapsed Minutes from Purge Start Time | 25 |

### Purge and Flow

| | |
|---|---|
| Flow Rate Units | mL/min |
| Flow Rate | 300 |
| Depth to Water | 146.8 |
| Theoretical Total Volume Purged | 1.98 |
| Total Volume Purged Units | mL |
| Total Volume Purged | 2 |

### Parameters

| | |
|---|---|
| pH | 6.88 |
| pH 2 decimals | 6.88 |
| Specific Conductivity Units | mS/cm[c] |
| Specific Conductivity | 0.902 |
| spec cond sig figs | 0.902 |
| Turbidity (NTU) | 1.32 |
| Turbidity reading outside range of meter? | No |
| turbidity sig figs | 1.3 |
| Dissolved Oxygen (DO) (mg/L) | 0.8 |
| DO 2 decimals | 0.80 |
| Temperature (°C) | 19.9 |
| temp 2 decimals | 19.90 |
| Redox (ORP) (mV) | -389 |
| orp 2 decimals | -389.00 |
| parameters | □-08:56\|DTW:146.8\|pH: 6.88\|SpCND: 0.902\|TRB: 1.32\|DO: 0.8\|T: 19.9\|ORP: -389 |
| Stabilization Calculation | pH: □; SpCND: □; TRB: □; DO: □; T: □; ORP: □; Time Elapsed: 25 min<br>All Parameters Stable -- Okay to sample |
| Color | Clear |
| Notable Odors | No Odor |

Well is considered stabilized and ready for sample collection when the following is met for three consecutive readings collected at 3 to 5 minute intervals: -turbidity remains within 10% (or if three consecutive values are <5NTU) -specific conductance and temp remain within 3% -ORP within + or - 10 mV -DO within 10% (or if three consecutive values are <0.5 mg/L) -pH within 0.1 unit

| | |
|---|---|
| Purge End Time (Before Sample Collection) | 08:58 |
| Theoretical Total Volume Purged | 1.98 |
| Total Purged | 2 |
| Well Volumes Purged | 0.13 |

| | |
|---|---|
| Did well go dry? | No |

## Well Dry

In order to view and enter sampling information below, you must measure DTW upon return and enter it in the field above.

## Sample Information

| | |
|---|---|
| Type of Equipment Used - Sample | Submersible Pump |
| Enter Inspection Data | No |

## Flow Measurements

## Mid-Section

## Segment 1

When depth > 2.5 ft, enter the average of 2 depth velocity readings.

## Segment 2

When depth > 2.5 ft, enter the average of 2 depth velocity readings.

## Segment 3

When depth > 2.5 ft, enter the average of 2 depth velocity readings.

## Segment 4

When depth > 2.5 ft, enter the average of 2 depth velocity readings.

## Segment 5

When depth > 2.5 ft, enter the average of 2 depth velocity readings.

## Segment 6

When depth > 2.5 ft, enter the average of 2 depth velocity readings.

## Segment 7

When depth > 2.5 ft, enter the average of 2 depth velocity readings.

## Segment 8

When depth > 2.5 ft, enter the average of 2 depth velocity readings.

## Segment 9

When depth > 2.5 ft, enter the average of 2 depth velocity readings.

## Segment 10

When depth > 2.5 ft, enter the average of 2 depth velocity readings.

## Segment 11

When depth > 2.5 ft, enter the average of 2 depth velocity readings.

## Segment 12

When depth > 2.5 ft, enter the average of 2 depth velocity readings.

## Segment 13

When depth > 2.5 ft, enter the average of 2 depth velocity readings.

## Segment 14

When depth > 2.5 ft, enter the average of 2 depth velocity readings.

## Segment 15

When depth > 2.5 ft, enter the average of 2 depth velocity readings.

## Segment 16

When depth > 2.5 ft, enter the average of 2 depth velocity readings.

## Segment 17

When depth > 2.5 ft, enter the average of 2 depth velocity readings.

## Segment 18

When depth > 2.5 ft, enter the average of 2 depth velocity readings.

## Segment 19

When depth > 2.5 ft, enter the average of 2 depth velocity readings.

## Segment 20

When depth > 2.5 ft, enter the average of 2 depth velocity readings.

## Segment 21

When depth > 2.5 ft, enter the average of 2 depth velocity readings.

## Segment 22

When depth > 2.5 ft, enter the average of 2 depth velocity readings.

## Segment 23

When depth > 2.5 ft, enter the average of 2 depth velocity readings.

## Segment 24

When depth > 2.5 ft, enter the average of 2 depth velocity readings.

## Segment 25

When depth > 2.5 ft, enter the average of 2 depth velocity readings.

## Segment 26

When depth > 2.5 ft, enter the average of 2 depth velocity readings.

## Segment 27

When depth > 2.5 ft, enter the average of 2 depth velocity readings.

## Segment 28

When depth > 2.5 ft, enter the average of 2 depth velocity readings.

## Segment 29

When depth > 2.5 ft, enter the average of 2 depth velocity readings.

## Segment 30

When depth > 2.5 ft, enter the average of 2 depth velocity readings.

## Close Out

| | |
|---|---|
| Scope of Work Status | In Progress |
| General Comments | None |

## Kinder Morgan, MW-20, 2024-03-04

| | |
|---|---|
| Project | Kinder Morgan_Silvercroft_E2E |
| Created | 2024-03-04 13:30:56 MST by Sascha Arnold |
| Updated | 2024-03-04 13:47:52 MST by Sascha Arnold |
| Location | , |
| Status | In Progress |

Please refer to the relevant TGI documents contained in the "Reference Files" of this app for additional instruction.

## Index

| | |
|---|---|
| Was Duplicated | 0 |
| Planned Latitude | 32.2594717700 |
| Planned_Longitude | -111.0123670000 |
| Facility ID | 521 |
| Area ID | 1588 |
| Asset ID | 37723 |
| Work Order ID | 834 |
| Work Order Activity Detail ID | 44540 |
| Well or SW Asset | Well |
| Asset Subtype | Monitoring |

## General Information

| | |
|---|---|
| Select Project | Kinder Morgan, Silvercroft, Default Site |
| Client | Kinder Morgan |
| Facility Name | Silvercroft |
| Project Number | 30198741 |
| Area Name | Default Site |
| Location | W Silverbell Tree Dr. / N Silver Island Way, Tucson, AZ |
| Date | 2024-03-04 |
| Field Personnel | Sascha Arnold |
| NOTES AND DIRECTIONS | Also collect ferrous iron and sulfite in the field immediately after sample collection utilizing a Hach® DR820 spectrometer and a Hach® SU-5 Sulfite Test Kit |

## Scope of Work

| | |
|---|---|
| Location Type | Planned |
| Select Asset | MW-20 |
| Asset Name | MW-20 |
| Scope of Work | Q1 2024 GW Sampling, 2024-01-22, Groundwater Monitoring |
| Length Units | Imperial |
| Volume Units | Imperial |
| Work to be Performed at Location | Groundwater Sampling and Water Level Measurement |

Work to be Performed at Location: Gauging Only - well is to be gauged for potentiometric surface and not sampled as part of scope of work Gauging and GW Sampling - Well is gauged and sampled in the same record. Surface Water Sampling - Location is a surface water monitoring location Well Inspection Only - well is not gauged or sampled, only inspected

## Location Info

| | |
|---|---|
| Coordinate Source | Planned |

## Weather Conditions

| | |
|---|---|
| Fetch Weather | N/A |
| Weather | Sunny, clear |

## Well Details

| | |
|---|---|
| Detail Correction Required | No |
| Top of Screen (ft bgs) | 130.00 |
| Bottom of Screen (ft bgs) | 170.00 |
| Casing Diameter (in) | 4.00 |
| Well Casing Material | PVC |
| Measuring Point (mp) Description | Top of Outer Casing |
| Constructed Total Depth (ft bgs) | 170.00 |
| Enter Gauging Data | Yes |

## Water Elevation Details

| | |
|---|---|
| Gauging Equipment | Interface Probe |
| Gauging Date | 2024-02-28 |
| Gauging Time | 13:33 |

## Well Head Gas Reading

| | |
|---|---|
| Select Screening Parameters | None |
| Is water present? | Yes |
| Static Water Level | 150.35 |
| DTW QC Check | N/A |
| Product Present | No |
| Total Depth Recorded | No |
| Reason Total Depth Not Recorded | Nm |
| TD QC Check | TD is >3 ft from constructed measurement. Check in with PM/TM |
| Water Column | 19.65 |
| Volume in Well | 12.83 |
| Sheen? | No |
| Odor? | No |
| Notes | Fe=0.06, Mn=1.5, sulfite=0.64-1.28 |
| Enter Evacuation Data | Yes |

## Evacuation Details

| | |
|---|---|
| Evacuation date | 2024-03-04 |
| Purge Method | Low Flow |

## No-Purge

| | |
|---|---|
| Type of No-Purge Equipment Used | |

## Retrieval Details

If anything has changed since deployment, please note these changes in the general comment section at the end of the form.

| | |
|---|---|
| Total Time Deployed (days) | Please enter all deployment and retrieval dates and times to calculate elapsed time. |

## Purge

| | |
|---|---|
| Type of Equipment Used - Purge | Submersible Pump |
| Pump Intake Depth | 156 |
| Purge Start Time | 13:33 |
| Enter Water Quality Parameters | Yes |

## Water Quality Parameters

| | |
|---|---|
| Water Quality Meter Make/Model | YSI 556 |
| Select the Parameters you want to measure below. | |
| Select Measured Parameters | pH, Specific Conductivity, Turbidity (NTU), Dissolved Oxygen (DO) (mg/L), Temperature (°C), Redox (ORP) (mV) |

## -13:33|DTW:150.35|pH: 7.16|SpCND: 1.19|TRB: 0.99|DO: 5.55|T: 25.54|ORP: -341

## Calculation Specific Fields

| | |
|---|---|
| Total Vol Purged L Only | 0 |
| Flow Rate L/min Only | 0.309 |
| Site ID, Well ID | Default Site, MW-20 |
| Reading Time | 13:33 |
| Minutes Elapsed between readings | 0 |
| Total Elapsed Minutes (during parameter readings) | 0 |
| Total Elapsed Minutes from Purge Start Time | 0 |

## Purge and Flow

| | |
|---|---|
| Flow Rate Units | mL/min |
| Flow Rate | 309 |
| Depth to Water | 150.35 |
| Theoretical Total Volume Purged | 0.0 |
| Total Volume Purged Units | L |
| Total Volume Purged | 0 |

## Parameters

| | |
|---|---|
| pH | 7.16 |
| pH 2 decimals | 7.16 |
| Specific Conductivity Units | $mS/cm^c$ |
| Specific Conductivity | 1.19 |
| spec cond sig figs | 1.19 |
| Turbidity (NTU) | 0.99 |
| Turbidity reading outside range of meter? | No |
| turbidity sig figs | 0.99 |
| Dissolved Oxygen (DO) (mg/L) | 5.55 |
| DO 2 decimals | 5.55 |
| Temperature (°C) | 25.54 |
| temp 2 decimals | 25.54 |
| Redox (ORP) (mV) | -341 |
| orp 2 decimals | -341.00 |
| parameters | -13:33\|DTW:150.35\|pH: 7.16\|SpCND: 1.19\|TRB: 0.99\|DO: 5.55\|T: 25.54\|ORP: -341 |

| | |
|---|---|
| Stabilization Calculation | 1/3 Measurement intervals before stability can be calculated |
| Color | Clear |
| Notable Odors | No Odor |

Well is considered stabilized and ready for sample collection when the following is met for three consecutive readings collected at 3 to 5 minute intervals: -turbidity remains within 10% (or if three consecutive values are <5NTU) -specific conductance and temp remain within 3% -ORP within + or - 10 mV -DO within 10% (or if three consecutive values are <0.5 mg/L) -pH within 0.1 unit

## -13:38|DTW:150.35|pH: 7.16|SpCND: 1.19|TRB: 0.98|DO: 5.19|T: 25.34|ORP: -342

### Calculation Specific Fields

| | |
|---|---|
| Total Vol Purged L Only | 0.4 |
| Flow Rate L/min Only | 0.3 |
| Site ID, Well ID | Default Site, MW-20 |
| Reading Time | 13:38 |
| Minutes Elapsed between readings | 5 |
| Total Elapsed Minutes (during parameter readings) | 5 |
| Total Elapsed Minutes from Purge Start Time | 5 |

### Purge and Flow

| | |
|---|---|
| Flow Rate Units | mL/min |
| Flow Rate | 300 |
| Depth to Water | 150.35 |
| Theoretical Total Volume Purged | 0.4 |
| Total Volume Purged Units | L |
| Total Volume Purged | 0.4 |

### Parameters

| | |
|---|---|
| pH | 7.16 |
| pH 2 decimals | 7.16 |
| Specific Conductivity Units | mS/cm[c] |
| Specific Conductivity | 1.19 |
| spec cond sig figs | 1.19 |
| Turbidity (NTU) | 0.98 |
| Turbidity reading outside range of meter? | No |
| turbidity sig figs | 0.98 |
| Dissolved Oxygen (DO) (mg/L) | 5.19 |
| DO 2 decimals | 5.19 |
| Temperature (°C) | 25.34 |
| temp 2 decimals | 25.34 |
| Redox (ORP) (mV) | -342 |
| orp 2 decimals | -342.00 |
| parameters | -13:38\|DTW:150.35\|pH: 7.16\|SpCND: 1.19\|TRB: 0.98\|DO: 5.19\|T: 25.34\|ORP: -342 |
| Stabilization Calculation | 2/3 Measurement intervals before stability can be calculated |
| Color | Clear |
| Notable Odors | No Odor |

Well is considered stabilized and ready for sample collection when the following is met for three consecutive readings collected at 3 to 5 minute intervals: -turbidity remains within 10% (or if three consecutive values are <5NTU) -specific conductance and temp remain within 3% -ORP within + or - 10 mV -DO within 10% (or if three consecutive values are <0.5 mg/L) -pH within 0.1 unit

## □-13:45|DTW:150.35|pH: 7.18|SpCND: 1.194|TRB: 0.95|DO: 5.2|T: 25.67|ORP: -344

## Calculation Specific Fields

| | |
|---|---|
| Total Vol Purged L Only | 1 |
| Flow Rate L/min Only | 0.3 |
| Site ID, Well ID | Default Site, MW-20 |
| Reading Time | 13:45 |
| Minutes Elapsed between readings | 7 |
| Total Elapsed Minutes (during parameter readings) | 12 |
| Total Elapsed Minutes from Purge Start Time | 12 |

## Purge and Flow

| | |
|---|---|
| Flow Rate Units | mL/min |
| Flow Rate | 300 |
| Depth to Water | 150.35 |
| Theoretical Total Volume Purged | 0.95 |
| Total Volume Purged Units | L |
| Total Volume Purged | 1 |

## Parameters

| | |
|---|---|
| pH | 7.18 |
| pH 2 decimals | 7.18 |
| Specific Conductivity Units | mS/cm$^{c}$ |
| Specific Conductivity | 1.194 |
| spec cond sig figs | 1.194 |
| Turbidity (NTU) | 0.95 |
| Turbidity reading outside range of meter? | No |
| turbidity sig figs | 0.95 |
| Dissolved Oxygen (DO) (mg/L) | 5.2 |
| DO 2 decimals | 5.20 |
| Temperature (°C) | 25.67 |
| temp 2 decimals | 25.67 |
| Redox (ORP) (mV) | -344 |
| orp 2 decimals | -344.00 |
| parameters | □-13:45\|DTW:150.35\|pH: 7.18\|SpCND: 1.194\|TRB: 0.95\|DO: 5.2\|T: 25.67\|ORP: -344 |
| Stabilization Calculation | pH: □; SpCND: □; TRB: □; DO: □; T: □; ORP: □; Time Elapsed: 12 min<br>All Parameters Stable -- Okay to sample |
| Color | Clear |
| Notable Odors | No Odor |

Well is considered stabilized and ready for sample collection when the following is met for three consecutive readings collected at 3 to 5 minute intervals: -turbidity remains within 10% (or if three consecutive values are <5NTU) -specific conductance and temp remain within 3% -ORP within + or - 10 mV -DO within 10% (or if three consecutive values are <0.5 mg/L) -pH within 0.1 unit

| | |
|---|---|
| Purge End Time (Before Sample Collection) | 13:51 |

| | |
|---|---|
| Theoretical Total Volume Purged | 0.95 |
| Total Purged | 1 |
| Well Volumes Purged | 0.08 |
| Did well go dry? | No |

## Well Dry

In order to view and enter sampling information below, you must measure DTW upon return and enter it in the field above.

## Sample Information

| | |
|---|---|
| Type of Equipment Used - Sample | Submersible Pump |

## Flow Measurements

## Mid-Section

## Segment 1

When depth > 2.5 ft, enter the average of 2 depth velocity readings.

## Segment 2

When depth > 2.5 ft, enter the average of 2 depth velocity readings.

## Segment 3

When depth > 2.5 ft, enter the average of 2 depth velocity readings.

## Segment 4

When depth > 2.5 ft, enter the average of 2 depth velocity readings.

## Segment 5

When depth > 2.5 ft, enter the average of 2 depth velocity readings.

## Segment 6

When depth > 2.5 ft, enter the average of 2 depth velocity readings.

## Segment 7

When depth > 2.5 ft, enter the average of 2 depth velocity readings.

## Segment 8

When depth > 2.5 ft, enter the average of 2 depth velocity readings.

## Segment 9

When depth > 2.5 ft, enter the average of 2 depth velocity readings.

## Segment 10

When depth > 2.5 ft, enter the average of 2 depth velocity readings.

## Segment 11

When depth > 2.5 ft, enter the average of 2 depth velocity readings.

## Segment 12

When depth > 2.5 ft, enter the average of 2 depth velocity readings.

## Segment 13

When depth > 2.5 ft, enter the average of 2 depth velocity readings.

## Segment 14

When depth > 2.5 ft, enter the average of 2 depth velocity readings.

## Segment 15

When depth > 2.5 ft, enter the average of 2 depth velocity readings.

## Segment 16

When depth > 2.5 ft, enter the average of 2 depth velocity readings.

## Segment 17

When depth > 2.5 ft, enter the average of 2 depth velocity readings.

## Segment 18

When depth > 2.5 ft, enter the average of 2 depth velocity readings.

## Segment 19

When depth > 2.5 ft, enter the average of 2 depth velocity readings.

## Segment 20

When depth > 2.5 ft, enter the average of 2 depth velocity readings.

## Segment 21

When depth > 2.5 ft, enter the average of 2 depth velocity readings.

## Segment 22

When depth > 2.5 ft, enter the average of 2 depth velocity readings.

## Segment 23

When depth > 2.5 ft, enter the average of 2 depth velocity readings.

## Segment 24

When depth > 2.5 ft, enter the average of 2 depth velocity readings.

## Segment 25

When depth > 2.5 ft, enter the average of 2 depth velocity readings.

## Segment 26

When depth > 2.5 ft, enter the average of 2 depth velocity readings.

## Segment 27

When depth > 2.5 ft, enter the average of 2 depth velocity readings.

## Segment 28

When depth > 2.5 ft, enter the average of 2 depth velocity readings.

## Segment 29

When depth > 2.5 ft, enter the average of 2 depth velocity readings.

## Segment 30

When depth > 2.5 ft, enter the average of 2 depth velocity readings.

## Close Out

| | |
|---|---|
| Scope of Work Status | In Progress |
| General Comments | None |

## Kinder Morgan, MW-21, 2024-03-04

| | |
|---|---|
| Project | Kinder Morgan_Silvercroft_E2E |
| Created | 2024-03-04 12:40:20 MST by Sascha Arnold |
| Updated | 2024-03-04 12:58:18 MST by Sascha Arnold |
| Location | , |
| Status | In Progress |

Please refer to the relevant TGI documents contained in the "Reference Files" of this app for additional instruction.

## Index

| | |
|---|---|
| Was Duplicated | 0 |
| Planned Latitude | 32.2604592500 |
| Planned_Longitude | -111.0129642200 |
| Facility ID | 521 |
| Area ID | 1588 |
| Asset ID | 37724 |
| Work Order ID | 834 |
| Work Order Activity Detail ID | 44541 |
| Well or SW Asset | Well |
| Asset Subtype | Monitoring |

## General Information

| | |
|---|---|
| Select Project | Kinder Morgan, Silvercroft, Default Site |
| Client | Kinder Morgan |
| Facility Name | Silvercroft |
| Project Number | 30198741 |
| Area Name | Default Site |
| Location | W Silverbell Tree Dr. / N Silver Island Way, Tucson, AZ |
| Date | 2024-03-04 |
| Field Personnel | Sascha Arnold |
| NOTES AND DIRECTIONS | Also collect ferrous iron and sulfite in the field immediately after sample collection utilizing a Hach® DR820 spectrometer and a Hach® SU-5 Sulfite Test Kit |

## Scope of Work

| | |
|---|---|
| Location Type | Planned |
| Select Asset | MW-21 |
| Asset Name | MW-21 |
| Scope of Work | Q1 2024 GW Sampling, 2024-01-22, Groundwater Monitoring |
| Length Units | Imperial |
| Volume Units | Imperial |
| Work to be Performed at Location | Groundwater Sampling and Water Level Measurement |

Work to be Performed at Location: Gauging Only - well is to be gauged for potentiometric surface and not sampled as part of scope of work Gauging and GW Sampling - Well is gauged and sampled in the same record. Surface Water Sampling - Location is a surface water monitoring location Well Inspection Only - well is not gauged or sampled, only inspected

## Location Info

| | |
|---|---|
| Coordinate Source | Planned |

## Weather Conditions

| | |
|---|---|
| Fetch Weather | N/A |
| Weather | Sunny, clear |

## Well Details

| | |
|---|---|
| Detail Correction Required | No |
| Top of Screen (ft bgs) | 130.00 |
| Bottom of Screen (ft bgs) | 170.00 |
| Casing Diameter (in) | 4.00 |
| Well Casing Material | PVC |
| Measuring Point (mp) Description | Top of Outer Casing |
| Constructed Total Depth (ft bgs) | 170.00 |
| Enter Gauging Data | Yes |

## Water Elevation Details

| | |
|---|---|
| Gauging Equipment | Interface Probe |
| Gauging Date | 2024-02-28 |
| Gauging Time | 12:40 |

## Well Head Gas Reading

| | |
|---|---|
| Select Screening Parameters | None |
| Is water present? | Yes |
| Static Water Level | 148.53 |
| DTW QC Check | N/A |
| Product Present | No |
| Total Depth Recorded | No |
| Reason Total Depth Not Recorded | Nm |
| TD QC Check | TD is >3 ft from constructed measurement. Check in with PM/TM |
| Water Column | 21.47 |
| Volume in Well | 14.02 |
| Sheen? | No |
| Odor? | No |
| Notes | Fe=0.04, Mn=1.8, sulfite=0.64-1.28 |
| Enter Evacuation Data | Yes |

## Evacuation Details

| | |
|---|---|
| Evacuation date | 2024-03-04 |
| Purge Method | Low Flow |

## No-Purge

| | |
|---|---|
| Type of No-Purge Equipment Used | |

## Retrieval Details

| | |
|---|---|
| If anything has changed since deployment, please note these changes in the general comment section at the end of the form. | |
| Total Time Deployed (days) | Please enter all deployment and retrieval dates and times to calculate elapsed time. |

## Purge

| | |
|---|---|
| Type of Equipment Used - Purge | Submersible Pump |
| Pump Intake Depth | 155 |
| Purge Start Time | 12:44 |
| Enter Water Quality Parameters | Yes |

## Water Quality Parameters

| | |
|---|---|
| Water Quality Meter Make/Model | YSI 556 |
| Select the Parameters you want to measure below. | |
| Select Measured Parameters | pH, Specific Conductivity, Turbidity (NTU), Dissolved Oxygen (DO) (mg/L), Temperature (°C), Redox (ORP) (mV) |

## -12:44|DTW:148.53|pH: 7.01|SpCND: 0.881|TRB: 1.55|DO: 4.84|T: 26.08|ORP: -371

## Calculation Specific Fields

| | |
|---|---|
| Total Vol Purged L Only | 0 |
| Flow Rate L/min Only | 0.3 |
| Site ID, Well ID | Default Site, MW-21 |
| Reading Time | 12:44 |
| Minutes Elapsed between readings | 0 |
| Total Elapsed Minutes (during parameter readings) | 0 |
| Total Elapsed Minutes from Purge Start Time | 0 |

## Purge and Flow

| | |
|---|---|
| Flow Rate Units | mL/min |
| Flow Rate | 300 |
| Depth to Water | 148.53 |
| Theoretical Total Volume Purged | 0.0 |
| Total Volume Purged Units | L |
| Total Volume Purged | 0 |

## Parameters

| | |
|---|---|
| pH | 7.01 |
| pH 2 decimals | 7.01 |
| Specific Conductivity Units | $mS/cm^c$ |
| Specific Conductivity | 0.881 |
| spec cond sig figs | 0.881 |
| Turbidity (NTU) | 1.55 |
| Turbidity reading outside range of meter? | No |
| turbidity sig figs | 1.6 |
| Dissolved Oxygen (DO) (mg/L) | 4.84 |
| DO 2 decimals | 4.84 |
| Temperature (°C) | 26.08 |
| temp 2 decimals | 26.08 |
| Redox (ORP) (mV) | -371 |
| orp 2 decimals | -371.00 |
| parameters | -12:44\|DTW:148.53\|pH: 7.01\|SpCND: 0.881\|TRB: 1.55\|DO: 4.84\|T: 26.08\|ORP: -371 |

| | |
|---|---|
| Stabilization Calculation | 1/3 Measurement intervals before stability can be calculated |
| Color | Clear |
| Notable Odors | No Odor |

Well is considered stabilized and ready for sample collection when the following is met for three consecutive readings collected at 3 to 5 minute intervals: -turbidity remains within 10% (or if three consecutive values are <5NTU) -specific conductance and temp remain within 3% -ORP within + or - 10 mV -DO within 10% (or if three consecutive values are <0.5 mg/L) -pH within 0.1 unit

## -12:50|DTW:148.53|pH: 7.01|SpCND: 0.882|TRB: 1.59|DO: 4.75|T: 25.99|ORP: -371

### Calculation Specific Fields

| | |
|---|---|
| Total Vol Purged L Only | 0.5 |
| Flow Rate L/min Only | 0.3 |
| Site ID, Well ID | Default Site, MW-21 |
| Reading Time | 12:50 |
| Minutes Elapsed between readings | 6 |
| Total Elapsed Minutes (during parameter readings) | 6 |
| Total Elapsed Minutes from Purge Start Time | 6 |

### Purge and Flow

| | |
|---|---|
| Flow Rate Units | mL/min |
| Flow Rate | 300 |
| Depth to Water | 148.53 |
| Theoretical Total Volume Purged | 0.48 |
| Total Volume Purged Units | L |
| Total Volume Purged | 0.5 |

### Parameters

| | |
|---|---|
| pH | 7.01 |
| pH 2 decimals | 7.01 |
| Specific Conductivity Units | mS/cm[c] |
| Specific Conductivity | 0.882 |
| spec cond sig figs | 0.882 |
| Turbidity (NTU) | 1.59 |
| Turbidity reading outside range of meter? | No |
| turbidity sig figs | 1.6 |
| Dissolved Oxygen (DO) (mg/L) | 4.75 |
| DO 2 decimals | 4.75 |
| Temperature (°C) | 25.99 |
| temp 2 decimals | 25.99 |
| Redox (ORP) (mV) | -371 |
| orp 2 decimals | -371.00 |
| parameters | -12:50\|DTW:148.53\|pH: 7.01\|SpCND: 0.882\|TRB: 1.59\|DO: 4.75\|T: 25.99\|ORP: -371 |
| Stabilization Calculation | 2/3 Measurement intervals before stability can be calculated |
| Color | Clear |
| Notable Odors | No Odor |

Well is considered stabilized and ready for sample collection when the following is met for three consecutive readings collected at 3 to 5 minute intervals: -turbidity remains within 10% (or if three consecutive values are <5NTU) -specific conductance and temp remain within 3% -ORP within + or - 10 mV -DO within 10% (or if three consecutive values are <0.5 mg/L) -pH within 0.1 unit

## □-12:55|DTW:148.53|pH: 7.01|SpCND: 0.88|TRB: 1.22|DO: 4.79|T: 25.97|ORP: -377

### Calculation Specific Fields

| | |
|---|---|
| Total Vol Purged L Only | 0.9 |
| Flow Rate L/min Only | 0.3 |
| Site ID, Well ID | Default Site, MW-21 |
| Reading Time | 12:55 |
| Minutes Elapsed between readings | 5 |
| Total Elapsed Minutes (during parameter readings) | 11 |
| Total Elapsed Minutes from Purge Start Time | 11 |

### Purge and Flow

| | |
|---|---|
| Flow Rate Units | mL/min |
| Flow Rate | 300 |
| Depth to Water | 148.53 |
| Theoretical Total Volume Purged | 0.88 |
| Total Volume Purged Units | L |
| Total Volume Purged | 0.9 |

### Parameters

| | |
|---|---|
| pH | 7.01 |
| pH 2 decimals | 7.01 |
| Specific Conductivity Units | mS/cm[c] |
| Specific Conductivity | 0.88 |
| spec cond sig figs | 0.88 |
| Turbidity (NTU) | 1.22 |
| Turbidity reading outside range of meter? | No |
| turbidity sig figs | 1.2 |
| Dissolved Oxygen (DO) (mg/L) | 4.79 |
| DO 2 decimals | 4.79 |
| Temperature (°C) | 25.97 |
| temp 2 decimals | 25.97 |
| Redox (ORP) (mV) | -377 |
| orp 2 decimals | -377.00 |
| parameters | □-12:55\|DTW:148.53\|pH: 7.01\|SpCND: 0.88\|TRB: 1.22\|DO: 4.79\|T: 25.97\|ORP: -377 |
| Stabilization Calculation | pH: □; SpCND: □; TRB: □; DO: □; T: □; ORP: □; Time Elapsed: 11 min<br>All Parameters Stable -- Okay to sample |
| Color | Clear |
| Notable Odors | No Odor |

Well is considered stabilized and ready for sample collection when the following is met for three consecutive readings collected at 3 to 5 minute intervals: -turbidity remains within 10% (or if three consecutive values are <5NTU) -specific conductance and temp remain within 3% -ORP within + or - 10 mV -DO within 10% (or if three consecutive values are <0.5 mg/L) -pH within 0.1 unit

| | |
|---|---|
| Purge End Time (Before Sample Collection) | 12:57 |

| | |
|---|---|
| Theoretical Total Volume Purged | 0.88 |
| Total Purged | 0.9 |
| Well Volumes Purged | 0.06 |
| Did well go dry? | No |

## Well Dry

In order to view and enter sampling information below, you must measure DTW upon return and enter it in the field above.

## Sample Information

| | |
|---|---|
| Type of Equipment Used - Sample | Submersible Pump |

## Flow Measurements

## Mid-Section

## Segment 1

When depth > 2.5 ft, enter the average of 2 depth velocity readings.

## Segment 2

When depth > 2.5 ft, enter the average of 2 depth velocity readings.

## Segment 3

When depth > 2.5 ft, enter the average of 2 depth velocity readings.

## Segment 4

When depth > 2.5 ft, enter the average of 2 depth velocity readings.

## Segment 5

When depth > 2.5 ft, enter the average of 2 depth velocity readings.

## Segment 6

When depth > 2.5 ft, enter the average of 2 depth velocity readings.

## Segment 7

When depth > 2.5 ft, enter the average of 2 depth velocity readings.

## Segment 8

When depth > 2.5 ft, enter the average of 2 depth velocity readings.

## Segment 9

When depth > 2.5 ft, enter the average of 2 depth velocity readings.

## Segment 10

When depth > 2.5 ft, enter the average of 2 depth velocity readings.

## Segment 11

When depth > 2.5 ft, enter the average of 2 depth velocity readings.

## Segment 12

When depth > 2.5 ft, enter the average of 2 depth velocity readings.

## Segment 13

When depth > 2.5 ft, enter the average of 2 depth velocity readings.

## Segment 14

When depth > 2.5 ft, enter the average of 2 depth velocity readings.

## Segment 15

When depth > 2.5 ft, enter the average of 2 depth velocity readings.

## Segment 16

When depth > 2.5 ft, enter the average of 2 depth velocity readings.

## Segment 17

When depth > 2.5 ft, enter the average of 2 depth velocity readings.

## Segment 18

When depth > 2.5 ft, enter the average of 2 depth velocity readings.

## Segment 19

When depth > 2.5 ft, enter the average of 2 depth velocity readings.

## Segment 20

When depth > 2.5 ft, enter the average of 2 depth velocity readings.

## Segment 21

When depth > 2.5 ft, enter the average of 2 depth velocity readings.

## Segment 22

When depth > 2.5 ft, enter the average of 2 depth velocity readings.

## Segment 23

When depth > 2.5 ft, enter the average of 2 depth velocity readings.

## Segment 24

When depth > 2.5 ft, enter the average of 2 depth velocity readings.

## Segment 25

When depth > 2.5 ft, enter the average of 2 depth velocity readings.

## Segment 26

When depth > 2.5 ft, enter the average of 2 depth velocity readings.

## Segment 27

When depth > 2.5 ft, enter the average of 2 depth velocity readings.

## Segment 28

When depth > 2.5 ft, enter the average of 2 depth velocity readings.

## Segment 29

When depth > 2.5 ft, enter the average of 2 depth velocity readings.

## Segment 30

When depth > 2.5 ft, enter the average of 2 depth velocity readings.

## Close Out

| | |
|---|---|
| Scope of Work Status | In Progress |
| General Comments | None |

## Kinder Morgan, MW-22, 2024-03-04

| | |
|---|---|
| Project | Kinder Morgan_Silvercroft_E2E |
| Created | 2024-03-04 11:44:55 MST by Sascha Arnold |
| Updated | 2024-03-04 12:13:09 MST by Sascha Arnold |
| Location | , |
| Status | In Progress |

Please refer to the relevant TGI documents contained in the "Reference Files" of this app for additional instruction.

## Index

| | |
|---|---|
| Was Duplicated | 0 |
| Planned Latitude | 32.2597452100 |
| Planned_Longitude | -111.0129380400 |
| Facility ID | 521 |
| Area ID | 1588 |
| Asset ID | 37725 |
| Work Order ID | 834 |
| Work Order Activity Detail ID | 44542 |
| Well or SW Asset | Well |
| Asset Subtype | Monitoring |

## General Information

| | |
|---|---|
| Select Project | Kinder Morgan, Silvercroft, Default Site |
| Client | Kinder Morgan |
| Facility Name | Silvercroft |
| Project Number | 30198741 |
| Area Name | Default Site |
| Location | W Silverbell Tree Dr. / N Silver Island Way, Tucson, AZ |
| Date | 2024-03-04 |
| Field Personnel | Sascha Arnold |
| NOTES AND DIRECTIONS | Also collect ferrous iron and sulfite in the field immediately after sample collection utilizing a Hach® DR820 spectrometer and a Hach® SU-5 Sulfite Test Kit |

## Scope of Work

| | |
|---|---|
| Location Type | Planned |
| Select Asset | MW-22 |
| Asset Name | MW-22 |
| Scope of Work | Q1 2024 GW Sampling, 2024-01-22, Groundwater Monitoring |
| Length Units | Imperial |
| Volume Units | Imperial |
| Work to be Performed at Location | Groundwater Sampling and Water Level Measurement |

Work to be Performed at Location: Gauging Only - well is to be gauged for potentiometric surface and not sampled as part of scope of work Gauging and GW Sampling - Well is gauged and sampled in the same record. Surface Water Sampling - Location is a surface water monitoring location Well Inspection Only - well is not gauged or sampled, only inspected

## Location Info

| | |
|---|---|
| Coordinate Source | Planned |

## Weather Conditions

| | |
|---|---|
| Fetch Weather | N/A |
| Weather | Sunny, clear |

## Well Details

| | |
|---|---|
| Detail Correction Required | No |
| Top of Screen (ft bgs) | 130.00 |
| Bottom of Screen (ft bgs) | 170.00 |
| Casing Diameter (in) | 4.00 |
| Well Casing Material | PVC |
| Measuring Point (mp) Description | Top of Outer Casing |
| Constructed Total Depth (ft bgs) | 170.00 |
| Enter Gauging Data | Yes |

## Water Elevation Details

| | |
|---|---|
| Gauging Equipment | Interface Probe |
| Gauging Date | 2024-02-28 |
| Gauging Time | 11:45 |

## Well Head Gas Reading

| | |
|---|---|
| Select Screening Parameters | None |
| Is water present? | Yes |
| Static Water Level | 147.78 |
| DTW QC Check | N/A |
| Total Depth Recorded | No |
| Reason Total Depth Not Recorded | Nm |
| TD QC Check | TD is >3 ft from constructed measurement. Check in with PM/TM |
| Water Column | 22.22 |
| Volume in Well | 14.51 |
| Sheen? | No |
| Odor? | No |
| Notes | Fe=0.01, Mn=1.4, sulfite=0.64-1.28 |
| Enter Evacuation Data | Yes |

## Evacuation Details

| | |
|---|---|
| Evacuation date | 2024-03-04 |
| Purge Method | Low Flow |

## No-Purge

| | |
|---|---|
| Type of No-Purge Equipment Used | |

## Retrieval Details

If anything has changed since deployment, please note these changes in the general comment section at the end of the form.

| | |
|---|---|
| Total Time Deployed (days) | Please enter all deployment and retrieval dates and times to calculate elapsed time. |

## Purge

| | |
|---|---|
| Type of Equipment Used - Purge | Submersible Pump |

| | |
|---|---|
| Pump Intake Depth | 154 |
| Purge Start Time | 11:55 |
| Enter Water Quality Parameters | Yes |

## Water Quality Parameters

| | |
|---|---|
| Water Quality Meter Make/Model | YSI 556 |
| Select the Parameters you want to measure below. | |
| Select Measured Parameters | pH, Specific Conductivity, Turbidity (NTU), Dissolved Oxygen (DO) (mg/L), Temperature (°C), Redox (ORP) (mV) |

## -11:55|DTW:147.78|pH: 7.16|SpCND: 1.033|TRB: 1.21|DO: 8.11|T: 24.11|ORP: -326

## Calculation Specific Fields

| | |
|---|---|
| Total Vol Purged L Only | 0 |
| Flow Rate L/min Only | 0.3 |
| Site ID, Well ID | Default Site, MW-22 |
| Reading Time | 11:55 |
| Minutes Elapsed between readings | 0 |
| Total Elapsed Minutes (during parameter readings) | 0 |
| Total Elapsed Minutes from Purge Start Time | 0 |

## Purge and Flow

| | |
|---|---|
| Flow Rate Units | mL/min |
| Flow Rate | 300 |
| Depth to Water | 147.78 |
| Theoretical Total Volume Purged | 0.0 |
| Total Volume Purged Units | L |
| Total Volume Purged | 0 |

## Parameters

| | |
|---|---|
| pH | 7.16 |
| pH 2 decimals | 7.16 |
| Specific Conductivity Units | mS/cm$^{c}$ |
| Specific Conductivity | 1.033 |
| spec cond sig figs | 1.033 |
| Turbidity (NTU) | 1.21 |
| Turbidity reading outside range of meter? | No |
| turbidity sig figs | 1.2 |
| Dissolved Oxygen (DO) (mg/L) | 8.11 |
| DO 2 decimals | 8.11 |
| Temperature (°C) | 24.11 |
| temp 2 decimals | 24.11 |
| Redox (ORP) (mV) | -326 |
| orp 2 decimals | -326.00 |
| parameters | -11:55\|DTW:147.78\|pH: 7.16\|SpCND: 1.033\|TRB: 1.21\|DO: 8.11\|T: 24.11\|ORP: -326 |
| Stabilization Calculation | 1/3 Measurement intervals before stability can be calculated |

| | |
|---|---|
| Color | Clear |
| Notable Odors | No Odor |

Well is considered stabilized and ready for sample collection when the following is met for three consecutive readings collected at 3 to 5 minute intervals: -turbidity remains within 10% (or if three consecutive values are <5NTU) -specific conductance and temp remain within 3% -ORP within + or - 10 mV -DO within 10% (or if three consecutive values are <0.5 mg/L) -pH within 0.1 unit

## -12:00|DTW:147.78|pH: 7.1|SpCND: 1.077|TRB: 1.2|DO: 8|T: 23.28|ORP: -336

### Calculation Specific Fields

| | |
|---|---|
| Total Vol Purged L Only | 0.4 |
| Flow Rate L/min Only | 0.3 |
| Site ID, Well ID | Default Site, MW-22 |
| Reading Time | 12:00 |
| Minutes Elapsed between readings | 5 |
| Total Elapsed Minutes (during parameter readings) | 5 |
| Total Elapsed Minutes from Purge Start Time | 5 |

### Purge and Flow

| | |
|---|---|
| Flow Rate Units | mL/min |
| Flow Rate | 300 |
| Depth to Water | 147.78 |
| Theoretical Total Volume Purged | 0.4 |
| Total Volume Purged Units | L |
| Total Volume Purged | 0.4 |

### Parameters

| | |
|---|---|
| pH | 7.1 |
| pH 2 decimals | 7.10 |
| Specific Conductivity Units | mS/cm$^{c}$ |
| Specific Conductivity | 1.077 |
| spec cond sig figs | 1.077 |
| Turbidity (NTU) | 1.2 |
| Turbidity reading outside range of meter? | No |
| turbidity sig figs | 1.2 |
| Dissolved Oxygen (DO) (mg/L) | 8 |
| DO 2 decimals | 8.00 |
| Temperature (°C) | 23.28 |
| temp 2 decimals | 23.28 |
| Redox (ORP) (mV) | -336 |
| orp 2 decimals | -336.00 |
| parameters | -12:00\|DTW:147.78\|pH: 7.1\|SpCND: 1.077\|TRB: 1.2\|DO: 8\|T: 23.28\|ORP: -336 |
| Stabilization Calculation | 2/3 Measurement intervals before stability can be calculated |
| Color | Clear |
| Notable Odors | No Odor |

Well is considered stabilized and ready for sample collection when the following is met for three consecutive readings collected at 3 to 5 minute intervals: -turbidity remains within 10% (or if three consecutive values are <5NTU) -specific conductance and temp remain within 3% -ORP within + or - 10 mV -DO within 10% (or if three consecutive values are <0.5 mg/L) -pH within 0.1 unit

## -12:05|DTW:147.78|pH: 7.1|SpCND: 1.077|TRB: 1.17|DO: 7.88|T: 23.32|ORP: -338

### Calculation Specific Fields

| | |
|---|---|
| Total Vol Purged L Only | 0.8 |
| Flow Rate L/min Only | 0.3 |
| Site ID, Well ID | Default Site, MW-22 |
| Reading Time | 12:05 |
| Minutes Elapsed between readings | 5 |
| Total Elapsed Minutes (during parameter readings) | 10 |
| Total Elapsed Minutes from Purge Start Time | 10 |

### Purge and Flow

| | |
|---|---|
| Flow Rate Units | mL/min |
| Flow Rate | 300 |
| Depth to Water | 147.78 |
| Theoretical Total Volume Purged | 0.8 |
| Total Volume Purged Units | L |
| Total Volume Purged | 0.8 |

### Parameters

| | |
|---|---|
| pH | 7.1 |
| pH 2 decimals | 7.10 |
| Specific Conductivity Units | mS/cm[c] |
| Specific Conductivity | 1.077 |
| spec cond sig figs | 1.077 |
| Turbidity (NTU) | 1.17 |
| Turbidity reading outside range of meter? | No |
| turbidity sig figs | 1.2 |
| Dissolved Oxygen (DO) (mg/L) | 7.88 |
| DO 2 decimals | 7.88 |
| Temperature (°C) | 23.32 |
| temp 2 decimals | 23.32 |
| Redox (ORP) (mV) | -338 |
| orp 2 decimals | -338.00 |
| parameters | -12:05\|DTW:147.78\|pH: 7.1\|SpCND: 1.077\|TRB: 1.17\|DO: 7.88\|T: 23.32\|ORP: -338 |
| Stabilization Calculation | pH: ; SpCND: ; TRB: ; DO: ; T: ; ORP: ; Time Elapsed: 10 min<br>Parameters unstable -- Do not sample |
| Color | Clear |
| Notable Odors | No Odor |

Well is considered stabilized and ready for sample collection when the following is met for three consecutive readings collected at 3 to 5 minute intervals: -turbidity remains within 10% (or if three consecutive values are <5NTU) -specific conductance and temp remain within 3% -ORP within + or - 10 mV -DO within 10% (or if three consecutive values are <0.5 mg/L) -pH within 0.1 unit

## -12:10|DTW:147.78|pH: 7.1|SpCND: 1.078|TRB: 1.15|DO: 7.85|T: 23.09|ORP: -339

### Calculation Specific Fields

| | |
|---|---|
| Total Vol Purged L Only | 1.2 |
| Flow Rate L/min Only | 0.3 |
| Site ID, Well ID | Default Site, MW-22 |
| Reading Time | 12:10 |
| Minutes Elapsed between readings | 5 |
| Total Elapsed Minutes (during parameter readings) | 15 |
| Total Elapsed Minutes from Purge Start Time | 15 |

## Purge and Flow

| | |
|---|---|
| Flow Rate Units | mL/min |
| Flow Rate | 300 |
| Depth to Water | 147.78 |
| Theoretical Total Volume Purged | 1.2 |
| Total Volume Purged Units | L |
| Total Volume Purged | 1.2 |

## Parameters

| | |
|---|---|
| pH | 7.1 |
| pH 2 decimals | 7.10 |
| Specific Conductivity Units | mS/cm$^{c}$ |
| Specific Conductivity | 1.078 |
| spec cond sig figs | 1.078 |
| Turbidity (NTU) | 1.15 |
| Turbidity reading outside range of meter? | No |
| turbidity sig figs | 1.1 |
| Dissolved Oxygen (DO) (mg/L) | 7.85 |
| DO 2 decimals | 7.85 |
| Temperature (°C) | 23.09 |
| temp 2 decimals | 23.09 |
| Redox (ORP) (mV) | -339 |
| orp 2 decimals | -339.00 |
| parameters | -12:10\|DTW:147.78\|pH: 7.1\|SpCND: 1.078\|TRB: 1.15\|DO: 7.85\|T: 23.09\|ORP: -339 |
| Stabilization Calculation | pH: ; SpCND: ; TRB: ; DO: ; T: ; ORP: ; Time Elapsed: 15 min<br>All Parameters Stable -- Okay to sample |
| Color | Clear |
| Notable Odors | No Odor |

Well is considered stabilized and ready for sample collection when the following is met for three consecutive readings collected at 3 to 5 minute intervals: -turbidity remains within 10% (or if three consecutive values are <5NTU) -specific conductance and temp remain within 3% -ORP within + or - 10 mV -DO within 10% (or if three consecutive values are <0.5 mg/L) -pH within 0.1 unit

| | |
|---|---|
| Purge End Time (Before Sample Collection) | 12:12 |
| Theoretical Total Volume Purged | 1.2 |
| Total Purged | 1.2 |
| Well Volumes Purged | 0.08 |
| Did well go dry? | No |

## Well Dry

In order to view and enter sampling information below, you must measure DTW upon return and enter it in the field above.

## Sample Information

| | |
|---|---|
| Type of Equipment Used - Sample | Submersible Pump |

## Flow Measurements

## Mid-Section

### Segment 1

When depth > 2.5 ft, enter the average of 2 depth velocity readings.

### Segment 2

When depth > 2.5 ft, enter the average of 2 depth velocity readings.

### Segment 3

When depth > 2.5 ft, enter the average of 2 depth velocity readings.

### Segment 4

When depth > 2.5 ft, enter the average of 2 depth velocity readings.

### Segment 5

When depth > 2.5 ft, enter the average of 2 depth velocity readings.

### Segment 6

When depth > 2.5 ft, enter the average of 2 depth velocity readings.

### Segment 7

When depth > 2.5 ft, enter the average of 2 depth velocity readings.

### Segment 8

When depth > 2.5 ft, enter the average of 2 depth velocity readings.

### Segment 9

When depth > 2.5 ft, enter the average of 2 depth velocity readings.

### Segment 10

When depth > 2.5 ft, enter the average of 2 depth velocity readings.

### Segment 11

When depth > 2.5 ft, enter the average of 2 depth velocity readings.

### Segment 12

When depth > 2.5 ft, enter the average of 2 depth velocity readings.

### Segment 13

When depth > 2.5 ft, enter the average of 2 depth velocity readings.

### Segment 14

When depth > 2.5 ft, enter the average of 2 depth velocity readings.

## Segment 15

When depth > 2.5 ft, enter the average of 2 depth velocity readings.

## Segment 16

When depth > 2.5 ft, enter the average of 2 depth velocity readings.

## Segment 17

When depth > 2.5 ft, enter the average of 2 depth velocity readings.

## Segment 18

When depth > 2.5 ft, enter the average of 2 depth velocity readings.

## Segment 19

When depth > 2.5 ft, enter the average of 2 depth velocity readings.

## Segment 20

When depth > 2.5 ft, enter the average of 2 depth velocity readings.

## Segment 21

When depth > 2.5 ft, enter the average of 2 depth velocity readings.

## Segment 22

When depth > 2.5 ft, enter the average of 2 depth velocity readings.

## Segment 23

When depth > 2.5 ft, enter the average of 2 depth velocity readings.

## Segment 24

When depth > 2.5 ft, enter the average of 2 depth velocity readings.

## Segment 25

When depth > 2.5 ft, enter the average of 2 depth velocity readings.

## Segment 26

When depth > 2.5 ft, enter the average of 2 depth velocity readings.

## Segment 27

When depth > 2.5 ft, enter the average of 2 depth velocity readings.

## Segment 28

When depth > 2.5 ft, enter the average of 2 depth velocity readings.

## Segment 29

When depth > 2.5 ft, enter the average of 2 depth velocity readings.

## Segment 30

When depth > 2.5 ft, enter the average of 2 depth velocity readings.

## Close Out

| | |
|---|---|
| Scope of Work Status | In Progress |

| | |
|---|---|
| General Comments | None |

## Kinder Morgan, MW-24, 2024-03-01

| | |
|---|---|
| Project | Kinder Morgan_Silvercroft_E2E |
| Created | 2024-03-01 11:46:41 MST by Sascha Arnold |
| Updated | 2024-03-01 12:11:16 MST by Sascha Arnold |
| Location | , |
| Status | In Progress |

Please refer to the relevant TGI documents contained in the "Reference Files" of this app for additional instruction.

## Index

| | |
|---|---|
| Was Duplicated | 0 |
| Planned Latitude | 32.2614815300 |
| Planned_Longitude | -111.0123205100 |
| Facility ID | 521 |
| Area ID | 1588 |
| Asset ID | 37727 |
| Work Order ID | 834 |
| Work Order Activity Detail ID | 44544 |
| Well or SW Asset | Well |
| Asset Subtype | Monitoring |

## General Information

| | |
|---|---|
| Select Project | Kinder Morgan, Silvercroft, Default Site |
| Client | Kinder Morgan |
| Facility Name | Silvercroft |
| Project Number | 30198741 |
| Area Name | Default Site |
| Location | W Silverbell Tree Dr. / N Silver Island Way, Tucson, AZ |
| Date | 2024-03-01 |
| Field Personnel | Sascha Arnold |
| NOTES AND DIRECTIONS | Also collect ferrous iron and sulfite in the field immediately after sample collection utilizing a Hach® DR820 spectrometer and a Hach® SU-5 Sulfite Test Kit |

## Scope of Work

| | |
|---|---|
| Location Type | Planned |
| Select Asset | MW-24 |
| Asset Name | MW-24 |
| Scope of Work | Q1 2024 GW Sampling, 2024-01-22, Groundwater Monitoring |
| Length Units | Imperial |
| Volume Units | Imperial |
| Work to be Performed at Location | Groundwater Sampling and Water Level Measurement |

Work to be Performed at Location: Gauging Only - well is to be gauged for potentiometric surface and not sampled as part of scope of work Gauging and GW Sampling - Well is gauged and sampled in the same record. Surface Water Sampling - Location is a surface water monitoring location Well Inspection Only - well is not gauged or sampled, only inspected

## Location Info

| | |
|---|---|
| Coordinate Source | Planned |

## Weather Conditions

| | |
|---|---|
| Fetch Weather | N/A |
| Weather | Sunny, clear |

## Well Details

| | |
|---|---|
| Detail Correction Required | No |
| Top of Screen (ft bgs) | 130.00 |
| Bottom of Screen (ft bgs) | 170.00 |
| Casing Diameter (in) | 4.00 |
| Well Casing Material | PVC |
| Measuring Point (mp) Description | Top of Outer Casing |
| Constructed Total Depth (ft bgs) | 170.00 |
| Enter Gauging Data | Yes |

## Water Elevation Details

| | |
|---|---|
| Gauging Equipment | Interface Probe |
| Gauging Date | 2024-02-28 |
| Gauging Time | 11:47 |

## Well Head Gas Reading

| | |
|---|---|
| Select Screening Parameters | None |
| Is water present? | Yes |
| Static Water Level | 147.68 |
| DTW QC Check | N/A |
| Product Present | No |
| Total Depth Recorded | No |
| Reason Total Depth Not Recorded | Nm |
| TD QC Check | TD is >3 ft from constructed measurement. Check in with PM/TM |
| Water Column | 22.32 |
| Volume in Well | 14.57 |
| Sheen? | No |
| Odor? | No |
| Notes | Fe=0.04, Mn=2.5, sulfite=0.64-1.28 |
| Enter Evacuation Data | Yes |

## Evacuation Details

| | |
|---|---|
| Evacuation date | 2024-03-01 |
| Purge Method | Low Flow |

## No-Purge

| | |
|---|---|
| Type of No-Purge Equipment Used | |

## Retrieval Details

| | |
|---|---|
| If anything has changed since deployment, please note these changes in the general comment section at the end of the form. | |
| Total Time Deployed (days) | Please enter all deployment and retrieval dates and times to calculate elapsed time. |

## Purge

| | |
|---|---|
| Type of Equipment Used - Purge | Submersible Pump |
| Pump Intake Depth | 155 |
| Purge Start Time | 11:47 |
| Enter Water Quality Parameters | Yes |

## Water Quality Parameters

| | |
|---|---|
| Water Quality Meter Make/Model | YSI 556 |
| Select the Parameters you want to measure below. | |
| Select Measured Parameters | pH, Specific Conductivity, Turbidity (NTU), Dissolved Oxygen (DO) (mg/L), Temperature (°C), Redox (ORP) (mV) |

## -11:47|DTW:147.68|pH: 6.45|SpCND: 1.822|TRB: 1.77|DO: 4|T: 23.35|ORP: -341

## Calculation Specific Fields

| | |
|---|---|
| Total Vol Purged L Only | 0 |
| Flow Rate L/min Only | 0.3 |
| Site ID, Well ID | Default Site, MW-24 |
| Reading Time | 11:47 |
| Minutes Elapsed between readings | 0 |
| Total Elapsed Minutes (during parameter readings) | 0 |
| Total Elapsed Minutes from Purge Start Time | 0 |

## Purge and Flow

| | |
|---|---|
| Flow Rate Units | mL/min |
| Flow Rate | 300 |
| Depth to Water | 147.68 |
| Theoretical Total Volume Purged | 0.0 |
| Total Volume Purged Units | mL |
| Total Volume Purged | 0 |

## Parameters

| | |
|---|---|
| pH | 6.45 |
| pH 2 decimals | 6.45 |
| Specific Conductivity Units | mS/cm$^{c}$ |
| Specific Conductivity | 1.822 |
| spec cond sig figs | 1.822 |
| Turbidity (NTU) | 1.77 |
| Turbidity reading outside range of meter? | No |
| turbidity sig figs | 1.8 |
| Dissolved Oxygen (DO) (mg/L) | 4 |
| DO 2 decimals | 4.00 |
| Temperature (°C) | 23.35 |
| temp 2 decimals | 23.35 |
| Redox (ORP) (mV) | -341 |
| orp 2 decimals | -341.00 |
| parameters | -11:47\|DTW:147.68\|pH: 6.45\|SpCND: 1.822\|TRB: 1.77\|DO: 4\|T: 23.35\|ORP: -341 |

| | |
|---|---|
| Stabilization Calculation | 1/3 Measurement intervals before stability can be calculated |
| Color | Clear |
| Notable Odors | No Odor |

Well is considered stabilized and ready for sample collection when the following is met for three consecutive readings collected at 3 to 5 minute intervals: -turbidity remains within 10% (or if three consecutive values are <5NTU) -specific conductance and temp remain within 3% -ORP within + or - 10 mV -DO within 10% (or if three consecutive values are <0.5 mg/L) -pH within 0.1 unit

## -11:58|DTW:147.68|pH: 6.44|SpCND: 2|TRB: 1.85|DO: 3.22|T: 23.54|ORP: -346

## Calculation Specific Fields

| | |
|---|---|
| Total Vol Purged L Only | 0.0009 |
| Flow Rate L/min Only | 0.3 |
| Site ID, Well ID | Default Site, MW-24 |
| Reading Time | 11:58 |
| Minutes Elapsed between readings | 11 |
| Total Elapsed Minutes (during parameter readings) | 11 |
| Total Elapsed Minutes from Purge Start Time | 11 |

## Purge and Flow

| | |
|---|---|
| Flow Rate Units | mL/min |
| Flow Rate | 300 |
| Depth to Water | 147.68 |
| Theoretical Total Volume Purged | 0.87 |
| Total Volume Purged Units | mL |
| Total Volume Purged | 0.9 |

## Parameters

| | |
|---|---|
| pH | 6.44 |
| pH 2 decimals | 6.44 |
| Specific Conductivity Units | mS/cm$^{c}$ |
| Specific Conductivity | 2 |
| spec cond sig figs | 2.0 |
| Turbidity (NTU) | 1.85 |
| Turbidity reading outside range of meter? | No |
| turbidity sig figs | 1.9 |
| Dissolved Oxygen (DO) (mg/L) | 3.22 |
| DO 2 decimals | 3.22 |
| Temperature (°C) | 23.54 |
| temp 2 decimals | 23.54 |
| Redox (ORP) (mV) | -346 |
| orp 2 decimals | -346.00 |
| parameters | -11:58\|DTW:147.68\|pH: 6.44\|SpCND: 2\|TRB: 1.85\|DO: 3.22\|T: 23.54\|ORP: -346 |
| Stabilization Calculation | 2/3 Measurement intervals before stability can be calculated |
| Color | Clear |
| Notable Odors | No Odor |

Well is considered stabilized and ready for sample collection when the following is met for three consecutive readings collected at 3 to 5 minute intervals: -turbidity remains within 10% (or if three consecutive values are <5NTU) -specific conductance and temp remain within 3% -ORP within + or - 10 mV -DO within 10% (or if three consecutive values are <0.5 mg/L) -pH within 0.1 unit

## □-12:03|DTW:147.68|pH: 6.44|SpCND: 1.989|TRB: 1.8|DO: 3.28|T: 23.64|ORP: -351

### Calculation Specific Fields

| | |
|---|---|
| Total Vol Purged L Only | 0.0012 |
| Flow Rate L/min Only | 0.3 |
| Site ID, Well ID | Default Site, MW-24 |
| Reading Time | 12:03 |
| Minutes Elapsed between readings | 5 |
| Total Elapsed Minutes (during parameter readings) | 16 |
| Total Elapsed Minutes from Purge Start Time | 16 |

### Purge and Flow

| | |
|---|---|
| Flow Rate Units | mL/min |
| Flow Rate | 300 |
| Depth to Water | 147.68 |
| Theoretical Total Volume Purged | 1.27 |
| Total Volume Purged Units | mL |
| Total Volume Purged | 1.2 |

### Parameters

| | |
|---|---|
| pH | 6.44 |
| pH 2 decimals | 6.44 |
| Specific Conductivity Units | mS/cm$^{c}$ |
| Specific Conductivity | 1.989 |
| spec cond sig figs | 1.989 |
| Turbidity (NTU) | 1.8 |
| Turbidity reading outside range of meter? | No |
| turbidity sig figs | 1.8 |
| Dissolved Oxygen (DO) (mg/L) | 3.28 |
| DO 2 decimals | 3.28 |
| Temperature (°C) | 23.64 |
| temp 2 decimals | 23.64 |
| Redox (ORP) (mV) | -351 |
| orp 2 decimals | -351.00 |
| parameters | □-12:03\|DTW:147.68\|pH: 6.44\|SpCND: 1.989\|TRB: 1.8\|DO: 3.28\|T: 23.64\|ORP: -351 |
| Stabilization Calculation | pH: □; SpCND: □; TRB: □; DO: □; T: □; ORP: □; Time Elapsed: 16 min<br>Parameters unstable -- Do not sample |
| Color | Clear |
| Notable Odors | No Odor |

Well is considered stabilized and ready for sample collection when the following is met for three consecutive readings collected at 3 to 5 minute intervals: -turbidity remains within 10% (or if three consecutive values are <5NTU) -specific conductance and temp remain within 3% -ORP within + or - 10 mV -DO within 10% (or if three consecutive values are <0.5 mg/L) -pH within 0.1 unit

## □-12:08|DTW:147.68|pH: 6.44|SpCND: 2|TRB: 1.85|DO: 3.25|T: 24.21|ORP: -353

### Calculation Specific Fields

| | |
|---|---|
| Total Vol Purged L Only | 0.0017 |
| Flow Rate L/min Only | 0.3 |
| Site ID, Well ID | Default Site, MW-24 |
| Reading Time | 12:08 |
| Minutes Elapsed between readings | 5 |
| Total Elapsed Minutes (during parameter readings) | 21 |
| Total Elapsed Minutes from Purge Start Time | 21 |

### Purge and Flow

| | |
|---|---|
| Flow Rate Units | mL/min |
| Flow Rate | 300 |
| Depth to Water | 147.68 |
| Theoretical Total Volume Purged | 1.67 |
| Total Volume Purged Units | mL |
| Total Volume Purged | 1.7 |

### Parameters

| | |
|---|---|
| pH | 6.44 |
| pH 2 decimals | 6.44 |
| Specific Conductivity Units | mS/cm[c] |
| Specific Conductivity | 2 |
| spec cond sig figs | 2.0 |
| Turbidity (NTU) | 1.85 |
| Turbidity reading outside range of meter? | No |
| turbidity sig figs | 1.9 |
| Dissolved Oxygen (DO) (mg/L) | 3.25 |
| DO 2 decimals | 3.25 |
| Temperature (°C) | 24.21 |
| temp 2 decimals | 24.21 |
| Redox (ORP) (mV) | -353 |
| orp 2 decimals | -353.00 |
| parameters | □-12:08\|DTW:147.68\|pH: 6.44\|SpCND: 2\|TRB: 1.85\|DO: 3.25\|T: 24.21\|ORP: -353 |
| Stabilization Calculation | pH: □; SpCND: □; TRB: □; DO: □; T: □; ORP: □; Time Elapsed: 21 min<br>All Parameters Stable -- Okay to sample |
| Color | Clear |
| Notable Odors | No Odor |

Well is considered stabilized and ready for sample collection when the following is met for three consecutive readings collected at 3 to 5 minute intervals: -turbidity remains within 10% (or if three consecutive values are <5NTU) -specific conductance and temp remain within 3% -ORP within + or - 10 mV -DO within 10% (or if three consecutive values are <0.5 mg/L) -pH within 0.1 unit

| | |
|---|---|
| Purge End Time (Before Sample Collection) | 12:10 |
| Theoretical Total Volume Purged | 1.67 |
| Total Purged | 1.7 |
| Well Volumes Purged | 0.12 |

| | |
|---|---|
| Did well go dry? | No |

## Well Dry

In order to view and enter sampling information below, you must measure DTW upon return and enter it in the field above.

## Sample Information

| | |
|---|---|
| Type of Equipment Used - Sample | Submersible Pump |

## Flow Measurements

## Mid-Section

### Segment 1

When depth > 2.5 ft, enter the average of 2 depth velocity readings.

### Segment 2

When depth > 2.5 ft, enter the average of 2 depth velocity readings.

### Segment 3

When depth > 2.5 ft, enter the average of 2 depth velocity readings.

### Segment 4

When depth > 2.5 ft, enter the average of 2 depth velocity readings.

### Segment 5

When depth > 2.5 ft, enter the average of 2 depth velocity readings.

### Segment 6

When depth > 2.5 ft, enter the average of 2 depth velocity readings.

### Segment 7

When depth > 2.5 ft, enter the average of 2 depth velocity readings.

### Segment 8

When depth > 2.5 ft, enter the average of 2 depth velocity readings.

### Segment 9

When depth > 2.5 ft, enter the average of 2 depth velocity readings.

### Segment 10

When depth > 2.5 ft, enter the average of 2 depth velocity readings.

### Segment 11

When depth > 2.5 ft, enter the average of 2 depth velocity readings.

### Segment 12

When depth > 2.5 ft, enter the average of 2 depth velocity readings.

### Segment 13

When depth > 2.5 ft, enter the average of 2 depth velocity readings.

## Segment 14

When depth > 2.5 ft, enter the average of 2 depth velocity readings.

## Segment 15

When depth > 2.5 ft, enter the average of 2 depth velocity readings.

## Segment 16

When depth > 2.5 ft, enter the average of 2 depth velocity readings.

## Segment 17

When depth > 2.5 ft, enter the average of 2 depth velocity readings.

## Segment 18

When depth > 2.5 ft, enter the average of 2 depth velocity readings.

## Segment 19

When depth > 2.5 ft, enter the average of 2 depth velocity readings.

## Segment 20

When depth > 2.5 ft, enter the average of 2 depth velocity readings.

## Segment 21

When depth > 2.5 ft, enter the average of 2 depth velocity readings.

## Segment 22

When depth > 2.5 ft, enter the average of 2 depth velocity readings.

## Segment 23

When depth > 2.5 ft, enter the average of 2 depth velocity readings.

## Segment 24

When depth > 2.5 ft, enter the average of 2 depth velocity readings.

## Segment 25

When depth > 2.5 ft, enter the average of 2 depth velocity readings.

## Segment 26

When depth > 2.5 ft, enter the average of 2 depth velocity readings.

## Segment 27

When depth > 2.5 ft, enter the average of 2 depth velocity readings.

## Segment 28

When depth > 2.5 ft, enter the average of 2 depth velocity readings.

## Segment 29

When depth > 2.5 ft, enter the average of 2 depth velocity readings.

## Segment 30

When depth > 2.5 ft, enter the average of 2 depth velocity readings.

## Close Out

| | |
|---|---|
| Scope of Work Status | In Progress |
| General Comments | None |

## Kinder Morgan, MW-25, 2024-03-01

| | |
|---|---|
| Project | Kinder Morgan_Silvercroft_E2E |
| Created | 2024-03-01 09:52:33 MST by Sascha Arnold |
| Updated | 2024-03-01 10:54:36 MST by Sascha Arnold |
| Location | , |
| Status | In Progress |

Please refer to the relevant TGI documents contained in the "Reference Files" of this app for additional instruction.

## Index

| | |
|---|---|
| Was Duplicated | 0 |
| Planned Latitude | 32.2608067800 |
| Planned_Longitude | -111.0137688000 |
| Facility ID | 521 |
| Area ID | 1588 |
| Asset ID | 37728 |
| Work Order ID | 834 |
| Work Order Activity Detail ID | 44545 |
| Well or SW Asset | Well |
| Asset Subtype | Monitoring |

## General Information

| | |
|---|---|
| Select Project | Kinder Morgan, Silvercroft, Default Site |
| Client | Kinder Morgan |
| Facility Name | Silvercroft |
| Project Number | 30198741 |
| Area Name | Default Site |
| Location | W Silverbell Tree Dr. / N Silver Island Way, Tucson, AZ |
| Date | 2024-03-01 |
| Field Personnel | Sascha Arnold |
| NOTES AND DIRECTIONS | Also collect ferrous iron and sulfite in the field immediately after sample collection utilizing a Hach® DR820 spectrometer and a Hach® SU-5 Sulfite Test Kit |

## Scope of Work

| | |
|---|---|
| Location Type | Planned |
| Select Asset | MW-25 |
| Asset Name | MW-25 |
| Scope of Work | Q1 2024 GW Sampling, 2024-01-22, Groundwater Monitoring |
| Length Units | Imperial |
| Volume Units | Imperial |
| Work to be Performed at Location | Groundwater Sampling and Water Level Measurement |

Work to be Performed at Location: Gauging Only - well is to be gauged for potentiometric surface and not sampled as part of scope of work Gauging and GW Sampling - Well is gauged and sampled in the same record. Surface Water Sampling - Location is a surface water monitoring location Well Inspection Only - well is not gauged or sampled, only inspected

## Location Info

| | |
|---|---|
| Coordinate Source | Planned |

## Weather Conditions

| | |
|---|---|
| Fetch Weather | N/A |
| Weather | Sunny, clear |

## Well Details

| | |
|---|---|
| Detail Correction Required | No |
| Top of Screen (ft bgs) | 130.00 |
| Bottom of Screen (ft bgs) | 170.00 |
| Casing Diameter (in) | 4.00 |
| Well Casing Material | PVC |
| Measuring Point (mp) Description | Top of Outer Casing |
| Constructed Total Depth (ft bgs) | 170.00 |
| Enter Gauging Data | Yes |

## Water Elevation Details

| | |
|---|---|
| Gauging Equipment | Interface Probe |
| Gauging Date | 2024-02-28 |
| Gauging Time | 09:53 |

## Well Head Gas Reading

| | |
|---|---|
| Select Screening Parameters | None |
| Is water present? | Yes |
| Static Water Level | 149.51 |
| DTW QC Check | N/A |
| Product Present | No |
| Total Depth Recorded | No |
| Reason Total Depth Not Recorded | Nm |
| TD QC Check | TD is >3 ft from constructed measurement. Check in with PM/TM |
| Water Column | 20.49 |
| Volume in Well | 13.38 |
| Sheen? | No |
| Odor? | No |
| Notes | Fe=0.03, Mn =2.2, sulfite=0.64-1.28 |
| Enter Evacuation Data | Yes |

## Evacuation Details

| | |
|---|---|
| Evacuation date | 2024-03-01 |
| Purge Method | Low Flow |

## No-Purge

| | |
|---|---|
| Type of No-Purge Equipment Used | |

## Retrieval Details

| | |
|---|---|
| If anything has changed since deployment, please note these changes in the general comment section at the end of the form. | |
| Total Time Deployed (days) | Please enter all deployment and retrieval dates and times to calculate elapsed time. |

## Purge

| | |
|---|---|
| Type of Equipment Used - Purge | Submersible Pump |
| Pump Intake Depth | 156 |
| Purge Start Time | 09:53 |
| Enter Water Quality Parameters | Yes |

## Water Quality Parameters

| | |
|---|---|
| Water Quality Meter Make/Model | YSI 556 |
| Select the Parameters you want to measure below. | |
| Select Measured Parameters | pH, Specific Conductivity, Turbidity (NTU), Dissolved Oxygen (DO) (mg/L), Temperature (°C), Redox (ORP) (mV) |

## -09:53|DTW:149.51|pH: 7.03|SpCND: 1.056|TRB: 1.2|DO: 4.68|T: 21.39|ORP: -283

## Calculation Specific Fields

| | |
|---|---|
| Total Vol Purged L Only | 0 |
| Flow Rate L/min Only | 0.3 |
| Site ID, Well ID | Default Site, MW-25 |
| Reading Time | 09:53 |
| Minutes Elapsed between readings | 0 |
| Total Elapsed Minutes (during parameter readings) | 0 |
| Total Elapsed Minutes from Purge Start Time | 0 |

## Purge and Flow

| | |
|---|---|
| Flow Rate Units | mL/min |
| Flow Rate | 300 |
| Depth to Water | 149.51 |
| Theoretical Total Volume Purged | 0.0 |
| Total Volume Purged Units | mL |
| Total Volume Purged | 0 |

## Parameters

| | |
|---|---|
| pH | 7.03 |
| pH 2 decimals | 7.03 |
| Specific Conductivity Units | mS/cm$^{c}$ |
| Specific Conductivity | 1.056 |
| spec cond sig figs | 1.056 |
| Turbidity (NTU) | 1.2 |
| Turbidity reading outside range of meter? | No |
| turbidity sig figs | 1.2 |
| Dissolved Oxygen (DO) (mg/L) | 4.68 |
| DO 2 decimals | 4.68 |
| Temperature (°C) | 21.39 |
| temp 2 decimals | 21.39 |
| Redox (ORP) (mV) | -283 |
| orp 2 decimals | -283.00 |
| parameters | -09:53\|DTW:149.51\|pH: 7.03\|SpCND: 1.056\|TRB: 1.2\|DO: 4.68\|T: 21.39\|ORP: -283 |

| | |
|---|---|
| Stabilization Calculation | 1/3 Measurement intervals before stability can be calculated |
| Color | Clear |
| Notable Odors | No Odor |

Well is considered stabilized and ready for sample collection when the following is met for three consecutive readings collected at 3 to 5 minute intervals: -turbidity remains within 10% (or if three consecutive values are <5NTU) -specific conductance and temp remain within 3% -ORP within + or - 10 mV -DO within 10% (or if three consecutive values are <0.5 mg/L) -pH within 0.1 unit

## -10:01|DTW:149.51|pH: 7.04|SpCND: 1.062|TRB: 1.15|DO: 5.18|T: 21.54|ORP: -290

### Calculation Specific Fields

| | |
|---|---|
| Total Vol Purged L Only | 0.0006 |
| Flow Rate L/min Only | 0.3 |
| Site ID, Well ID | Default Site, MW-25 |
| Reading Time | 10:01 |
| Minutes Elapsed between readings | 8 |
| Total Elapsed Minutes (during parameter readings) | 8 |
| Total Elapsed Minutes from Purge Start Time | 8 |

### Purge and Flow

| | |
|---|---|
| Flow Rate Units | mL/min |
| Flow Rate | 300 |
| Depth to Water | 149.51 |
| Theoretical Total Volume Purged | 0.63 |
| Total Volume Purged Units | mL |
| Total Volume Purged | 0.6 |

### Parameters

| | |
|---|---|
| pH | 7.04 |
| pH 2 decimals | 7.04 |
| Specific Conductivity Units | mS/cm[c] |
| Specific Conductivity | 1.062 |
| spec cond sig figs | 1.062 |
| Turbidity (NTU) | 1.15 |
| Turbidity reading outside range of meter? | No |
| turbidity sig figs | 1.1 |
| Dissolved Oxygen (DO) (mg/L) | 5.18 |
| DO 2 decimals | 5.18 |
| Temperature (°C) | 21.54 |
| temp 2 decimals | 21.54 |
| Redox (ORP) (mV) | -290 |
| orp 2 decimals | -290.00 |
| parameters | -10:01\|DTW:149.51\|pH: 7.04\|SpCND: 1.062\|TRB: 1.15\|DO: 5.18\|T: 21.54\|ORP: -290 |
| Stabilization Calculation | 2/3 Measurement intervals before stability can be calculated |
| Color | Clear |
| Notable Odors | No Odor |

Well is considered stabilized and ready for sample collection when the following is met for three consecutive readings collected at 3 to 5 minute intervals: -turbidity remains within 10% (or if three consecutive values are <5NTU) -specific conductance and temp remain within 3% -ORP within + or - 10 mV -DO within 10% (or if three consecutive values are <0.5 mg/L) -pH within 0.1 unit

## □-10:06|DTW:149.51|pH: 7.05|SpCND: 1.065|TRB: 1.11|DO: 5.29|T: 21.63|ORP: -292

### Calculation Specific Fields

| | |
|---|---|
| Total Vol Purged L Only | 0.001 |
| Flow Rate L/min Only | 0.3 |
| Site ID, Well ID | Default Site, MW-25 |
| Reading Time | 10:06 |
| Minutes Elapsed between readings | 5 |
| Total Elapsed Minutes (during parameter readings) | 13 |
| Total Elapsed Minutes from Purge Start Time | 13 |

### Purge and Flow

| | |
|---|---|
| Flow Rate Units | mL/min |
| Flow Rate | 300 |
| Depth to Water | 149.51 |
| Theoretical Total Volume Purged | 1.03 |
| Total Volume Purged Units | mL |
| Total Volume Purged | 1 |

### Parameters

| | |
|---|---|
| pH | 7.05 |
| pH 2 decimals | 7.05 |
| Specific Conductivity Units | mS/cm$^{c}$ |
| Specific Conductivity | 1.065 |
| spec cond sig figs | 1.065 |
| Turbidity (NTU) | 1.11 |
| Turbidity reading outside range of meter? | No |
| turbidity sig figs | 1.1 |
| Dissolved Oxygen (DO) (mg/L) | 5.29 |
| DO 2 decimals | 5.29 |
| Temperature (°C) | 21.63 |
| temp 2 decimals | 21.63 |
| Redox (ORP) (mV) | -292 |
| orp 2 decimals | -292.00 |
| parameters | □-10:06\|DTW:149.51\|pH: 7.05\|SpCND: 1.065\|TRB: 1.11\|DO: 5.29\|T: 21.63\|ORP: -292 |
| Stabilization Calculation | pH: □; SpCND: □; TRB: □; DO: □; T: □; ORP: □; Time Elapsed: 13 min<br>Parameters unstable -- Do not sample |
| Color | Clear |
| Notable Odors | No Odor |

Well is considered stabilized and ready for sample collection when the following is met for three consecutive readings collected at 3 to 5 minute intervals: -turbidity remains within 10% (or if three consecutive values are <5NTU) -specific conductance and temp remain within 3% -ORP within + or - 10 mV -DO within 10% (or if three consecutive values are <0.5 mg/L) -pH within 0.1 unit

## -10:11|DTW:149.51|pH: 7.05|SpCND: 1.061|TRB: 1.14|DO: 5.13|T: 21.82|ORP: -296

### Calculation Specific Fields

| | |
|---|---|
| Total Vol Purged L Only | 0.0014 |
| Flow Rate L/min Only | 0.3 |
| Site ID, Well ID | Default Site, MW-25 |
| Reading Time | 10:11 |
| Minutes Elapsed between readings | 5 |
| Total Elapsed Minutes (during parameter readings) | 18 |
| Total Elapsed Minutes from Purge Start Time | 18 |

### Purge and Flow

| | |
|---|---|
| Flow Rate Units | mL/min |
| Flow Rate | 300 |
| Depth to Water | 149.51 |
| Theoretical Total Volume Purged | 1.43 |
| Total Volume Purged Units | mL |
| Total Volume Purged | 1.4 |

### Parameters

| | |
|---|---|
| pH | 7.05 |
| pH 2 decimals | 7.05 |
| Specific Conductivity Units | mS/cm[c] |
| Specific Conductivity | 1.061 |
| spec cond sig figs | 1.061 |
| Turbidity (NTU) | 1.14 |
| Turbidity reading outside range of meter? | No |
| turbidity sig figs | 1.1 |
| Dissolved Oxygen (DO) (mg/L) | 5.13 |
| DO 2 decimals | 5.13 |
| Temperature (°C) | 21.82 |
| temp 2 decimals | 21.82 |
| Redox (ORP) (mV) | -296 |
| orp 2 decimals | -296.00 |
| parameters | -10:11\|DTW:149.51\|pH: 7.05\|SpCND: 1.061\|TRB: 1.14\|DO: 5.13\|T: 21.82\|ORP: -296 |
| Stabilization Calculation | pH: ; SpCND: ; TRB: ; DO: ; T: ; ORP: ; Time Elapsed: 18 min<br>All Parameters Stable -- Okay to sample |
| Color | Clear |
| Notable Odors | No Odor |

Well is considered stabilized and ready for sample collection when the following is met for three consecutive readings collected at 3 to 5 minute intervals: -turbidity remains within 10% (or if three consecutive values are <5NTU) -specific conductance and temp remain within 3% -ORP within + or - 10 mV -DO within 10% (or if three consecutive values are <0.5 mg/L) -pH within 0.1 unit

| | |
|---|---|
| Purge End Time (Before Sample Collection) | 10:12 |
| Theoretical Total Volume Purged | 1.43 |
| Total Purged | 1.4 |
| Well Volumes Purged | 0.10 |

| | |
|---|---|
| Did well go dry? | No |

## Well Dry

In order to view and enter sampling information below, you must measure DTW upon return and enter it in the field above.

## Sample Information

| | |
|---|---|
| Type of Equipment Used - Sample | Submersible Pump |
| Enter Inspection Data | No |

## Flow Measurements

## Mid-Section

## Segment 1

When depth > 2.5 ft, enter the average of 2 depth velocity readings.

## Segment 2

When depth > 2.5 ft, enter the average of 2 depth velocity readings.

## Segment 3

When depth > 2.5 ft, enter the average of 2 depth velocity readings.

## Segment 4

When depth > 2.5 ft, enter the average of 2 depth velocity readings.

## Segment 5

When depth > 2.5 ft, enter the average of 2 depth velocity readings.

## Segment 6

When depth > 2.5 ft, enter the average of 2 depth velocity readings.

## Segment 7

When depth > 2.5 ft, enter the average of 2 depth velocity readings.

## Segment 8

When depth > 2.5 ft, enter the average of 2 depth velocity readings.

## Segment 9

When depth > 2.5 ft, enter the average of 2 depth velocity readings.

## Segment 10

When depth > 2.5 ft, enter the average of 2 depth velocity readings.

## Segment 11

When depth > 2.5 ft, enter the average of 2 depth velocity readings.

## Segment 12

When depth > 2.5 ft, enter the average of 2 depth velocity readings.

## Segment 13

When depth > 2.5 ft, enter the average of 2 depth velocity readings.

## Segment 14

When depth > 2.5 ft, enter the average of 2 depth velocity readings.

## Segment 15

When depth > 2.5 ft, enter the average of 2 depth velocity readings.

## Segment 16

When depth > 2.5 ft, enter the average of 2 depth velocity readings.

## Segment 17

When depth > 2.5 ft, enter the average of 2 depth velocity readings.

## Segment 18

When depth > 2.5 ft, enter the average of 2 depth velocity readings.

## Segment 19

When depth > 2.5 ft, enter the average of 2 depth velocity readings.

## Segment 20

When depth > 2.5 ft, enter the average of 2 depth velocity readings.

## Segment 21

When depth > 2.5 ft, enter the average of 2 depth velocity readings.

## Segment 22

When depth > 2.5 ft, enter the average of 2 depth velocity readings.

## Segment 23

When depth > 2.5 ft, enter the average of 2 depth velocity readings.

## Segment 24

When depth > 2.5 ft, enter the average of 2 depth velocity readings.

## Segment 25

When depth > 2.5 ft, enter the average of 2 depth velocity readings.

## Segment 26

When depth > 2.5 ft, enter the average of 2 depth velocity readings.

## Segment 27

When depth > 2.5 ft, enter the average of 2 depth velocity readings.

## Segment 28

When depth > 2.5 ft, enter the average of 2 depth velocity readings.

## Segment 29

When depth > 2.5 ft, enter the average of 2 depth velocity readings.

## Segment 30

When depth > 2.5 ft, enter the average of 2 depth velocity readings.

## Close Out

| | |
|---|---|
| Scope of Work Status | In Progress |
| General Comments | None |

## Kinder Morgan, MW-26, 2024-03-05

| | |
|---|---|
| Project | Kinder Morgan_Silvercroft_E2E |
| Created | 2024-03-05 13:05:40 MST by Sascha Arnold |
| Updated | 2024-03-05 13:36:36 MST by Sascha Arnold |
| Location | , |
| Status | In Progress |

Please refer to the relevant TGI documents contained in the "Reference Files" of this app for additional instruction.

## Index

| | |
|---|---|
| Was Duplicated | 0 |
| Planned Latitude | 32.2614464400 |
| Planned_Longitude | -111.0132175700 |
| Facility ID | 521 |
| Area ID | 1588 |
| Asset ID | 37729 |
| Work Order ID | 834 |
| Work Order Activity Detail ID | 44546 |
| Well or SW Asset | Well |
| Asset Subtype | Monitoring |

## General Information

| | |
|---|---|
| Select Project | Kinder Morgan, Silvercroft, Default Site |
| Client | Kinder Morgan |
| Facility Name | Silvercroft |
| Project Number | 30198741 |
| Area Name | Default Site |
| Location | W Silverbell Tree Dr. / N Silver Island Way, Tucson, AZ |
| Date | 2024-03-05 |
| Field Personnel | Sascha Arnold |
| NOTES AND DIRECTIONS | Also collect ferrous iron and sulfite in the field immediately after sample collection utilizing a Hach® DR820 spectrometer and a Hach® SU-5 Sulfite Test Kit |

## Scope of Work

| | |
|---|---|
| Location Type | Planned |
| Select Asset | MW-26 |
| Asset Name | MW-26 |
| Scope of Work | Q1 2024 GW Sampling, 2024-01-22, Groundwater Monitoring |
| Length Units | Imperial |
| Volume Units | Imperial |
| Work to be Performed at Location | Groundwater Sampling and Water Level Measurement |

Work to be Performed at Location: Gauging Only - well is to be gauged for potentiometric surface and not sampled as part of scope of work Gauging and GW Sampling - Well is gauged and sampled in the same record. Surface Water Sampling - Location is a surface water monitoring location Well Inspection Only - well is not gauged or sampled, only inspected

## Location Info

| | |
|---|---|
| Coordinate Source | Planned |

## Weather Conditions

| | |
|---|---|
| Fetch Weather | N/A |
| Weather | Sunny, clear |

## Well Details

| | |
|---|---|
| Detail Correction Required | No |
| Top of Screen (ft bgs) | 130.00 |
| Bottom of Screen (ft bgs) | 170.00 |
| Casing Diameter (in) | 4.00 |
| Well Casing Material | PVC |
| Measuring Point (mp) Description | Top of Outer Casing |
| Constructed Total Depth (ft bgs) | 170.00 |
| Enter Gauging Data | Yes |

## Water Elevation Details

| | |
|---|---|
| Gauging Equipment | Interface Probe |
| Gauging Date | 2024-02-28 |
| Gauging Time | 13:06 |

## Well Head Gas Reading

| | |
|---|---|
| Select Screening Parameters | None |
| Is water present? | Yes |
| Static Water Level | 151.73 |
| DTW QC Check | N/A |
| Product Present | No |
| Total Depth Recorded | No |
| Reason Total Depth Not Recorded | Nm |
| TD QC Check | TD is >3 ft from constructed measurement. Check in with PM/TM |
| Water Column | 18.27 |
| Volume in Well | 11.93 |
| Sheen? | No |
| Odor? | No |
| Notes | Fe=0.05, Mn=1.5, sulfite=0.64-1.28 |
| Enter Evacuation Data | Yes |

## Evacuation Details

| | |
|---|---|
| Evacuation date | 2024-03-05 |
| Purge Method | Low Flow |

## No-Purge

| | |
|---|---|
| Type of No-Purge Equipment Used | |

## Retrieval Details

| | |
|---|---|
| If anything has changed since deployment, please note these changes in the general comment section at the end of the form. | |
| Total Time Deployed (days) | Please enter all deployment and retrieval dates and times to calculate elapsed time. |

## Purge

| | |
|---|---|
| Type of Equipment Used - Purge | Submersible Pump |
| Pump Intake Depth | 157 |
| Purge Start Time | 13:07 |
| Enter Water Quality Parameters | Yes |

## Water Quality Parameters

| | |
|---|---|
| Water Quality Meter Make/Model | YSI 556 |
| Select the Parameters you want to measure below. | |
| Select Measured Parameters | pH, Specific Conductivity, Turbidity (NTU), Dissolved Oxygen (DO) (mg/L), Temperature (°C), Redox (ORP) (mV) |

## -13:07|DTW:151.73|pH: 7.12|SpCND: 0.754|TRB: 2|DO: 4.21|T: 23.82|ORP: -345

## Calculation Specific Fields

| | |
|---|---|
| Total Vol Purged L Only | 0 |
| Flow Rate L/min Only | 0.3 |
| Site ID, Well ID | Default Site, MW-26 |
| Reading Time | 13:07 |
| Minutes Elapsed between readings | 0 |
| Total Elapsed Minutes (during parameter readings) | 0 |
| Total Elapsed Minutes from Purge Start Time | 0 |

## Purge and Flow

| | |
|---|---|
| Flow Rate Units | mL/min |
| Flow Rate | 300 |
| Depth to Water | 151.73 |
| Theoretical Total Volume Purged | 0.0 |
| Total Volume Purged Units | gal |
| Total Volume Purged | 0 |

## Parameters

| | |
|---|---|
| pH | 7.12 |
| pH 2 decimals | 7.12 |
| Specific Conductivity Units | mS/cm$^{c}$ |
| Specific Conductivity | 0.754 |
| spec cond sig figs | 0.754 |
| Turbidity (NTU) | 2 |
| Turbidity reading outside range of meter? | No |
| turbidity sig figs | 2.0 |
| Dissolved Oxygen (DO) (mg/L) | 4.21 |
| DO 2 decimals | 4.21 |
| Temperature (°C) | 23.82 |
| temp 2 decimals | 23.82 |
| Redox (ORP) (mV) | -345 |
| orp 2 decimals | -345.00 |
| parameters | -13:07\|DTW:151.73\|pH: 7.12\|SpCND: 0.754\|TRB: 2\|DO: 4.21\|T: 23.82\|ORP: -345 |

| | |
|---|---|
| Stabilization Calculation | 1/3 Measurement intervals before stability can be calculated |
| Color | Clear |
| Notable Odors | No Odor |

Well is considered stabilized and ready for sample collection when the following is met for three consecutive readings collected at 3 to 5 minute intervals: -turbidity remains within 10% (or if three consecutive values are <5NTU) -specific conductance and temp remain within 3% -ORP within + or - 10 mV -DO within 10% (or if three consecutive values are <0.5 mg/L) -pH within 0.1 unit

## -13:13|DTW:151.73|pH: 7.21|SpCND: 0.699|TRB: 1.98|DO: 3.03|T: 23.96|ORP: -370

### Calculation Specific Fields

| | |
|---|---|
| Total Vol Purged L Only | 1.892705 |
| Flow Rate L/min Only | 0.3 |
| Site ID, Well ID | Default Site, MW-26 |
| Reading Time | 13:13 |
| Minutes Elapsed between readings | 6 |
| Total Elapsed Minutes (during parameter readings) | 6 |
| Total Elapsed Minutes from Purge Start Time | 6 |

### Purge and Flow

| | |
|---|---|
| Flow Rate Units | mL/min |
| Flow Rate | 300 |
| Depth to Water | 151.73 |
| Theoretical Total Volume Purged | 0.48 |
| Total Volume Purged Units | gal |
| Total Volume Purged | 0.5 |

### Parameters

| | |
|---|---|
| pH | 7.21 |
| pH 2 decimals | 7.21 |
| Specific Conductivity Units | mS/cm$^{c}$ |
| Specific Conductivity | 0.699 |
| spec cond sig figs | 0.699 |
| Turbidity (NTU) | 1.98 |
| Turbidity reading outside range of meter? | No |
| turbidity sig figs | 2.0 |
| Dissolved Oxygen (DO) (mg/L) | 3.03 |
| DO 2 decimals | 3.03 |
| Temperature (°C) | 23.96 |
| temp 2 decimals | 23.96 |
| Redox (ORP) (mV) | -370 |
| orp 2 decimals | -370.00 |
| parameters | -13:13\|DTW:151.73\|pH: 7.21\|SpCND: 0.699\|TRB: 1.98\|DO: 3.03\|T: 23.96\|ORP: -370 |
| Stabilization Calculation | 2/3 Measurement intervals before stability can be calculated |
| Color | Clear |
| Notable Odors | No Odor |

Well is considered stabilized and ready for sample collection when the following is met for three consecutive readings collected at 3 to 5 minute intervals: -turbidity remains within 10% (or if three consecutive values are <5NTU) -specific conductance and temp remain within 3% -ORP within + or - 10 mV -DO within 10% (or if three consecutive values are <0.5 mg/L) -pH within 0.1 unit

## □-13:19|DTW:151.73|pH: 7.2|SpCND: 0.695|TRB: 1.94|DO: 3.08|T: 24.28|ORP: -371

### Calculation Specific Fields

| | |
|---|---|
| Total Vol Purged L Only | 3.78541 |
| Flow Rate L/min Only | 0.3 |
| Site ID, Well ID | Default Site, MW-26 |
| Reading Time | 13:19 |
| Minutes Elapsed between readings | 6 |
| Total Elapsed Minutes (during parameter readings) | 12 |
| Total Elapsed Minutes from Purge Start Time | 12 |

### Purge and Flow

| | |
|---|---|
| Flow Rate Units | mL/min |
| Flow Rate | 300 |
| Depth to Water | 151.73 |
| Theoretical Total Volume Purged | 0.96 |
| Total Volume Purged Units | gal |
| Total Volume Purged | 1 |

### Parameters

| | |
|---|---|
| pH | 7.2 |
| pH 2 decimals | 7.20 |
| Specific Conductivity Units | mS/cm$^{c}$ |
| Specific Conductivity | 0.695 |
| spec cond sig figs | 0.695 |
| Turbidity (NTU) | 1.94 |
| Turbidity reading outside range of meter? | No |
| turbidity sig figs | 1.9 |
| Dissolved Oxygen (DO) (mg/L) | 3.08 |
| DO 2 decimals | 3.08 |
| Temperature (°C) | 24.28 |
| temp 2 decimals | 24.28 |
| Redox (ORP) (mV) | -371 |
| orp 2 decimals | -371.00 |
| parameters | □-13:19\|DTW:151.73\|pH: 7.2\|SpCND: 0.695\|TRB: 1.94\|DO: 3.08\|T: 24.28\|ORP: -371 |
| Stabilization Calculation | pH: □; SpCND: □; TRB: □; DO: □; T: □; ORP: □; Time Elapsed: 12 min<br>Parameters unstable -- Do not sample |
| Color | Clear |
| Notable Odors | No Odor |

Well is considered stabilized and ready for sample collection when the following is met for three consecutive readings collected at 3 to 5 minute intervals: -turbidity remains within 10% (or if three consecutive values are <5NTU) -specific conductance and temp remain within 3% -ORP within + or - 10 mV -DO within 10% (or if three consecutive values are <0.5 mg/L) -pH within 0.1 unit

## -13:34|DTW:151.73|pH: 7.18|SpCND: 0.699|TRB: 1.98|DO: 2.99|T: 24.22|ORP: -377

### Calculation Specific Fields

| | |
|---|---|
| Total Vol Purged L Only | 8.327902 |
| Flow Rate L/min Only | 0.3 |
| Site ID, Well ID | Default Site, MW-26 |
| Reading Time | 13:34 |
| Minutes Elapsed between readings | 15 |
| Total Elapsed Minutes (during parameter readings) | 27 |
| Total Elapsed Minutes from Purge Start Time | 27 |

### Purge and Flow

| | |
|---|---|
| Flow Rate Units | mL/min |
| Flow Rate | 300 |
| Depth to Water | 151.73 |
| Theoretical Total Volume Purged | 2.15 |
| Total Volume Purged Units | gal |
| Total Volume Purged | 2.2 |

### Parameters

| | |
|---|---|
| pH | 7.18 |
| pH 2 decimals | 7.18 |
| Specific Conductivity Units | mS/cm[c] |
| Specific Conductivity | 0.699 |
| spec cond sig figs | 0.699 |
| Turbidity (NTU) | 1.98 |
| Turbidity reading outside range of meter? | No |
| turbidity sig figs | 2.0 |
| Dissolved Oxygen (DO) (mg/L) | 2.99 |
| DO 2 decimals | 2.99 |
| Temperature (°C) | 24.22 |
| temp 2 decimals | 24.22 |
| Redox (ORP) (mV) | -377 |
| orp 2 decimals | -377.00 |
| parameters | -13:34\|DTW:151.73\|pH: 7.18\|SpCND: 0.699\|TRB: 1.98\|DO: 2.99\|T: 24.22\|ORP: -377 |
| Stabilization Calculation | pH: ; SpCND: ; TRB: ; DO: ; T: ; ORP: ; Time Elapsed: 27 min<br>All Parameters Stable -- Okay to sample |
| Color | Clear |
| Notable Odors | No Odor |

Well is considered stabilized and ready for sample collection when the following is met for three consecutive readings collected at 3 to 5 minute intervals: -turbidity remains within 10% (or if three consecutive values are <5NTU) -specific conductance and temp remain within 3% -ORP within + or - 10 mV -DO within 10% (or if three consecutive values are <0.5 mg/L) -pH within 0.1 unit

| | |
|---|---|
| Purge End Time (Before Sample Collection) | 13:41 |
| Theoretical Total Volume Purged | 2.15 |
| Total Purged | 2.2 |
| Well Volumes Purged | 0.18 |

| | |
|---|---|
| Did well go dry? | No |

## Well Dry

In order to view and enter sampling information below, you must measure DTW upon return and enter it in the field above.

## Sample Information

| | |
|---|---|
| Type of Equipment Used - Sample | Submersible Pump |
| Enter Inspection Data | No |

## Flow Measurements

## Mid-Section

## Segment 1

When depth > 2.5 ft, enter the average of 2 depth velocity readings.

## Segment 2

When depth > 2.5 ft, enter the average of 2 depth velocity readings.

## Segment 3

When depth > 2.5 ft, enter the average of 2 depth velocity readings.

## Segment 4

When depth > 2.5 ft, enter the average of 2 depth velocity readings.

## Segment 5

When depth > 2.5 ft, enter the average of 2 depth velocity readings.

## Segment 6

When depth > 2.5 ft, enter the average of 2 depth velocity readings.

## Segment 7

When depth > 2.5 ft, enter the average of 2 depth velocity readings.

## Segment 8

When depth > 2.5 ft, enter the average of 2 depth velocity readings.

## Segment 9

When depth > 2.5 ft, enter the average of 2 depth velocity readings.

## Segment 10

When depth > 2.5 ft, enter the average of 2 depth velocity readings.

## Segment 11

When depth > 2.5 ft, enter the average of 2 depth velocity readings.

## Segment 12

When depth > 2.5 ft, enter the average of 2 depth velocity readings.

## Segment 13

When depth > 2.5 ft, enter the average of 2 depth velocity readings.

## Segment 14

When depth > 2.5 ft, enter the average of 2 depth velocity readings.

## Segment 15

When depth > 2.5 ft, enter the average of 2 depth velocity readings.

## Segment 16

When depth > 2.5 ft, enter the average of 2 depth velocity readings.

## Segment 17

When depth > 2.5 ft, enter the average of 2 depth velocity readings.

## Segment 18

When depth > 2.5 ft, enter the average of 2 depth velocity readings.

## Segment 19

When depth > 2.5 ft, enter the average of 2 depth velocity readings.

## Segment 20

When depth > 2.5 ft, enter the average of 2 depth velocity readings.

## Segment 21

When depth > 2.5 ft, enter the average of 2 depth velocity readings.

## Segment 22

When depth > 2.5 ft, enter the average of 2 depth velocity readings.

## Segment 23

When depth > 2.5 ft, enter the average of 2 depth velocity readings.

## Segment 24

When depth > 2.5 ft, enter the average of 2 depth velocity readings.

## Segment 25

When depth > 2.5 ft, enter the average of 2 depth velocity readings.

## Segment 26

When depth > 2.5 ft, enter the average of 2 depth velocity readings.

## Segment 27

When depth > 2.5 ft, enter the average of 2 depth velocity readings.

## Segment 28

When depth > 2.5 ft, enter the average of 2 depth velocity readings.

## Segment 29

When depth > 2.5 ft, enter the average of 2 depth velocity readings.

## Segment 30

When depth > 2.5 ft, enter the average of 2 depth velocity readings.

## Close Out

| | |
|---|---|
| Scope of Work Status | In Progress |
| General Comments | None |

## Kinder Morgan, MW-27, 2024-03-05

| | |
|---|---|
| Project | Kinder Morgan_Silvercroft_E2E |
| Created | 2024-03-05 11:29:02 MST by Sascha Arnold |
| Updated | 2024-03-05 12:09:15 MST by Sascha Arnold |
| Location | , |
| Status | In Progress |

Please refer to the relevant TGI documents contained in the "Reference Files" of this app for additional instruction.

## Index

| | |
|---|---|
| Was Duplicated | 0 |
| Planned Latitude | 32.2624384300 |
| Planned_Longitude | -111.0167872000 |
| Facility ID | 521 |
| Area ID | 1588 |
| Asset ID | 37730 |
| Work Order ID | 834 |
| Work Order Activity Detail ID | 44547 |
| Well or SW Asset | Well |
| Asset Subtype | Monitoring |

## General Information

| | |
|---|---|
| Select Project | Kinder Morgan, Silvercroft, Default Site |
| Client | Kinder Morgan |
| Facility Name | Silvercroft |
| Project Number | 30198741 |
| Area Name | Default Site |
| Location | W Silverbell Tree Dr. / N Silver Island Way, Tucson, AZ |
| Date | 2024-03-05 |
| Field Personnel | Sascha Arnold |
| NOTES AND DIRECTIONS | Also collect ferrous iron and sulfite in the field immediately after sample collection utilizing a Hach® DR820 spectrometer and a Hach® SU-5 Sulfite Test Kit |

## Scope of Work

| | |
|---|---|
| Location Type | Planned |
| Select Asset | MW-27 |
| Asset Name | MW-27 |
| Scope of Work | Q1 2024 GW Sampling, 2024-01-22, Groundwater Monitoring |
| Length Units | Imperial |
| Volume Units | Imperial |
| Work to be Performed at Location | Groundwater Sampling and Water Level Measurement |

Work to be Performed at Location: Gauging Only - well is to be gauged for potentiometric surface and not sampled as part of scope of work Gauging and GW Sampling - Well is gauged and sampled in the same record. Surface Water Sampling - Location is a surface water monitoring location Well Inspection Only - well is not gauged or sampled, only inspected

## Location Info

| | |
|---|---|
| Coordinate Source | Planned |

## Weather Conditions

| | |
|---|---|
| Fetch Weather | N/A |
| Weather | Sunny, clear |

## Well Details

| | |
|---|---|
| Detail Correction Required | No |
| Top of Screen (ft bgs) | 149.00 |
| Bottom of Screen (ft bgs) | 189.00 |
| Casing Diameter (in) | 4.00 |
| Well Casing Material | PVC |
| Measuring Point (mp) Description | Top of Outer Casing |
| Constructed Total Depth (ft bgs) | 190.00 |
| Enter Gauging Data | Yes |

## Water Elevation Details

| | |
|---|---|
| Gauging Equipment | Interface Probe |
| Gauging Date | 2024-02-28 |
| Gauging Time | 11:29 |

## Well Head Gas Reading

| | |
|---|---|
| Select Screening Parameters | None |
| Is water present? | Yes |
| Static Water Level | 174.8 |
| DTW QC Check | N/A |
| Product Present | No |
| Total Depth Recorded | No |
| Reason Total Depth Not Recorded | Nm |
| TD QC Check | TD is >3 ft from constructed measurement. Check in with PM/TM |
| Water Column | 15.2 |
| Volume in Well | 9.92 |
| Sheen? | No |
| Odor? | No |
| Notes | Fe=.04, Mn=.8, sulfite=0.64-1.28 |
| Enter Evacuation Data | Yes |

## Evacuation Details

| | |
|---|---|
| Evacuation date | 2024-03-05 |
| Purge Method | Low Flow |

## No-Purge

| | |
|---|---|
| Type of No-Purge Equipment Used | |

## Retrieval Details

| | |
|---|---|
| If anything has changed since deployment, please note these changes in the general comment section at the end of the form. | |
| Total Time Deployed (days) | Please enter all deployment and retrieval dates and times to calculate elapsed time. |

## Purge

| | |
|---|---|
| Type of Equipment Used - Purge | Submersible Pump |
| Pump Intake Depth | 170 |
| Purge Start Time | 11:32 |
| Enter Water Quality Parameters | Yes |

## Water Quality Parameters

| | |
|---|---|
| Water Quality Meter Make/Model | YSI 556 |
| Select the Parameters you want to measure below. | |
| Select Measured Parameters | pH, Specific Conductivity, Turbidity (NTU), Dissolved Oxygen (DO) (mg/L), Temperature (°C), Redox (ORP) (mV) |

## -11:32|DTW:164.8|pH: 6.97|SpCND: 1.015|TRB: 2.75|DO: 4.31|T: 22.75|ORP: -331

## Calculation Specific Fields

| | |
|---|---|
| Total Vol Purged L Only | 0 |
| Flow Rate L/min Only | 0.3 |
| Site ID, Well ID | Default Site, MW-27 |
| Reading Time | 11:32 |
| Minutes Elapsed between readings | 0 |
| Total Elapsed Minutes (during parameter readings) | 0 |
| Total Elapsed Minutes from Purge Start Time | 0 |

## Purge and Flow

| | |
|---|---|
| Flow Rate Units | mL/min |
| Flow Rate | 300 |
| Depth to Water | 164.8 |
| Theoretical Total Volume Purged | 0.0 |
| Total Volume Purged Units | gal |
| Total Volume Purged | 0 |

## Parameters

| | |
|---|---|
| pH | 6.97 |
| pH 2 decimals | 6.97 |
| Specific Conductivity Units | mS/cm$^{c}$ |
| Specific Conductivity | 1.015 |
| spec cond sig figs | 1.015 |
| Turbidity (NTU) | 2.75 |
| Turbidity reading outside range of meter? | No |
| turbidity sig figs | 2.8 |
| Dissolved Oxygen (DO) (mg/L) | 4.31 |
| DO 2 decimals | 4.31 |
| Temperature (°C) | 22.75 |
| temp 2 decimals | 22.75 |
| Redox (ORP) (mV) | -331 |
| orp 2 decimals | -331.00 |
| parameters | -11:32\|DTW:164.8\|pH: 6.97\|SpCND: 1.015\|TRB: 2.75\|DO: 4.31\|T: 22.75\|ORP: -331 |

| | |
|---|---|
| Stabilization Calculation | 1/3 Measurement intervals before stability can be calculated |
| Color | Clear |
| Notable Odors | No Odor |

Well is considered stabilized and ready for sample collection when the following is met for three consecutive readings collected at 3 to 5 minute intervals: -turbidity remains within 10% (or if three consecutive values are <5NTU) -specific conductance and temp remain within 3% -ORP within + or - 10 mV -DO within 10% (or if three consecutive values are <0.5 mg/L) -pH within 0.1 unit

## -11:38|DTW:164.8|pH: 7.02|SpCND: 0.986|TRB: 2.7|DO: 4.41|T: 22.32|ORP: -320

### Calculation Specific Fields

| | |
|---|---|
| Total Vol Purged L Only | 1.892705 |
| Flow Rate L/min Only | 0.3 |
| Site ID, Well ID | Default Site, MW-27 |
| Reading Time | 11:38 |
| Minutes Elapsed between readings | 6 |
| Total Elapsed Minutes (during parameter readings) | 6 |
| Total Elapsed Minutes from Purge Start Time | 6 |

### Purge and Flow

| | |
|---|---|
| Flow Rate Units | mL/min |
| Flow Rate | 300 |
| Depth to Water | 164.8 |
| Theoretical Total Volume Purged | 0.48 |
| Total Volume Purged Units | gal |
| Total Volume Purged | 0.5 |

### Parameters

| | |
|---|---|
| pH | 7.02 |
| pH 2 decimals | 7.02 |
| Specific Conductivity Units | mS/cm$^{c}$ |
| Specific Conductivity | 0.986 |
| spec cond sig figs | 0.986 |
| Turbidity (NTU) | 2.7 |
| Turbidity reading outside range of meter? | No |
| turbidity sig figs | 2.7 |
| Dissolved Oxygen (DO) (mg/L) | 4.41 |
| DO 2 decimals | 4.41 |
| Temperature (°C) | 22.32 |
| temp 2 decimals | 22.32 |
| Redox (ORP) (mV) | -320 |
| orp 2 decimals | -320.00 |
| parameters | -11:38\|DTW:164.8\|pH: 7.02\|SpCND: 0.986\|TRB: 2.7\|DO: 4.41\|T: 22.32\|ORP: -320 |
| Stabilization Calculation | 2/3 Measurement intervals before stability can be calculated |
| Color | Clear |
| Notable Odors | No Odor |

Well is considered stabilized and ready for sample collection when the following is met for three consecutive readings collected at 3 to 5 minute intervals: -turbidity remains within 10% (or if three consecutive values are <5NTU) -specific conductance and temp remain within 3% -ORP within + or - 10 mV -DO within 10% (or if three consecutive values are <0.5 mg/L) -pH within 0.1 unit

## □-11:43|DTW:164.8|pH: 7.04|SpCND: 0.979|TRB: 2.77|DO: 4.44|T: 22.48|ORP: -322

### Calculation Specific Fields

| | |
|---|---|
| Total Vol Purged L Only | 3.406869 |
| Flow Rate L/min Only | 0.3 |
| Site ID, Well ID | Default Site, MW-27 |
| Reading Time | 11:43 |
| Minutes Elapsed between readings | 5 |
| Total Elapsed Minutes (during parameter readings) | 11 |
| Total Elapsed Minutes from Purge Start Time | 11 |

### Purge and Flow

| | |
|---|---|
| Flow Rate Units | mL/min |
| Flow Rate | 300 |
| Depth to Water | 164.8 |
| Theoretical Total Volume Purged | 0.88 |
| Total Volume Purged Units | gal |
| Total Volume Purged | 0.9 |

### Parameters

| | |
|---|---|
| pH | 7.04 |
| pH 2 decimals | 7.04 |
| Specific Conductivity Units | mS/cm$^{c}$ |
| Specific Conductivity | 0.979 |
| spec cond sig figs | 0.979 |
| Turbidity (NTU) | 2.77 |
| Turbidity reading outside range of meter? | No |
| turbidity sig figs | 2.8 |
| Dissolved Oxygen (DO) (mg/L) | 4.44 |
| DO 2 decimals | 4.44 |
| Temperature (°C) | 22.48 |
| temp 2 decimals | 22.48 |
| Redox (ORP) (mV) | -322 |
| orp 2 decimals | -322.00 |
| parameters | □-11:43\|DTW:164.8\|pH: 7.04\|SpCND: 0.979\|TRB: 2.77\|DO: 4.44\|T: 22.48\|ORP: -322 |
| Stabilization Calculation | pH: □; SpCND: □; TRB: □; DO: □; T: □; ORP: □; Time Elapsed: 11 min<br>Parameters unstable -- Do not sample |
| Color | Clear |
| Notable Odors | No Odor |

Well is considered stabilized and ready for sample collection when the following is met for three consecutive readings collected at 3 to 5 minute intervals: -turbidity remains within 10% (or if three consecutive values are <5NTU) -specific conductance and temp remain within 3% -ORP within + or - 10 mV -DO within 10% (or if three consecutive values are <0.5 mg/L) -pH within 0.1 unit

## □-11:56|DTW:164.8|pH: 7.02|SpCND: 0.968|TRB: 2.8|DO: 4.21|T: 22.13|ORP: -328

### Calculation Specific Fields

| | |
|---|---|
| Total Vol Purged L Only | 7.57082 |
| Flow Rate L/min Only | 0.3 |
| Site ID, Well ID | Default Site, MW-27 |
| Reading Time | 11:56 |
| Minutes Elapsed between readings | 13 |
| Total Elapsed Minutes (during parameter readings) | 24 |
| Total Elapsed Minutes from Purge Start Time | 24 |

### Purge and Flow

| | |
|---|---|
| Flow Rate Units | mL/min |
| Flow Rate | 300 |
| Depth to Water | 164.8 |
| Theoretical Total Volume Purged | 1.91 |
| Total Volume Purged Units | gal |
| Total Volume Purged | 2 |

### Parameters

| | |
|---|---|
| pH | 7.02 |
| pH 2 decimals | 7.02 |
| Specific Conductivity Units | mS/cm[c] |
| Specific Conductivity | 0.968 |
| spec cond sig figs | 0.968 |
| Turbidity (NTU) | 2.8 |
| Turbidity reading outside range of meter? | No |
| turbidity sig figs | 2.8 |
| Dissolved Oxygen (DO) (mg/L) | 4.21 |
| DO 2 decimals | 4.21 |
| Temperature (°C) | 22.13 |
| temp 2 decimals | 22.13 |
| Redox (ORP) (mV) | -328 |
| orp 2 decimals | -328.00 |
| parameters | □-11:56\|DTW:164.8\|pH: 7.02\|SpCND: 0.968\|TRB: 2.8\|DO: 4.21\|T: 22.13\|ORP: -328 |
| Stabilization Calculation | pH: □; SpCND: □; TRB: □; DO: □; T: □; ORP: □; Time Elapsed: 24 min<br>All Parameters Stable -- Okay to sample |
| Color | Clear |
| Notable Odors | No Odor |

Well is considered stabilized and ready for sample collection when the following is met for three consecutive readings collected at 3 to 5 minute intervals: -turbidity remains within 10% (or if three consecutive values are <5NTU) -specific conductance and temp remain within 3% -ORP within + or - 10 mV -DO within 10% (or if three consecutive values are <0.5 mg/L) -pH within 0.1 unit

| | |
|---|---|
| Purge End Time (Before Sample Collection) | 11:59 |
| Theoretical Total Volume Purged | 1.91 |
| Total Purged | 2 |
| Well Volumes Purged | 0.20 |

| | |
|---|---|
| Did well go dry? | No |

## Well Dry

In order to view and enter sampling information below, you must measure DTW upon return and enter it in the field above.

## Sample Information

| | |
|---|---|
| Type of Equipment Used - Sample | Submersible Pump |
| Enter Inspection Data | No |

## Flow Measurements

## Mid-Section

## Segment 1

When depth > 2.5 ft, enter the average of 2 depth velocity readings.

## Segment 2

When depth > 2.5 ft, enter the average of 2 depth velocity readings.

## Segment 3

When depth > 2.5 ft, enter the average of 2 depth velocity readings.

## Segment 4

When depth > 2.5 ft, enter the average of 2 depth velocity readings.

## Segment 5

When depth > 2.5 ft, enter the average of 2 depth velocity readings.

## Segment 6

When depth > 2.5 ft, enter the average of 2 depth velocity readings.

## Segment 7

When depth > 2.5 ft, enter the average of 2 depth velocity readings.

## Segment 8

When depth > 2.5 ft, enter the average of 2 depth velocity readings.

## Segment 9

When depth > 2.5 ft, enter the average of 2 depth velocity readings.

## Segment 10

When depth > 2.5 ft, enter the average of 2 depth velocity readings.

## Segment 11

When depth > 2.5 ft, enter the average of 2 depth velocity readings.

## Segment 12

When depth > 2.5 ft, enter the average of 2 depth velocity readings.

## Segment 13

When depth > 2.5 ft, enter the average of 2 depth velocity readings.

## Segment 14

When depth > 2.5 ft, enter the average of 2 depth velocity readings.

## Segment 15

When depth > 2.5 ft, enter the average of 2 depth velocity readings.

## Segment 16

When depth > 2.5 ft, enter the average of 2 depth velocity readings.

## Segment 17

When depth > 2.5 ft, enter the average of 2 depth velocity readings.

## Segment 18

When depth > 2.5 ft, enter the average of 2 depth velocity readings.

## Segment 19

When depth > 2.5 ft, enter the average of 2 depth velocity readings.

## Segment 20

When depth > 2.5 ft, enter the average of 2 depth velocity readings.

## Segment 21

When depth > 2.5 ft, enter the average of 2 depth velocity readings.

## Segment 22

When depth > 2.5 ft, enter the average of 2 depth velocity readings.

## Segment 23

When depth > 2.5 ft, enter the average of 2 depth velocity readings.

## Segment 24

When depth > 2.5 ft, enter the average of 2 depth velocity readings.

## Segment 25

When depth > 2.5 ft, enter the average of 2 depth velocity readings.

## Segment 26

When depth > 2.5 ft, enter the average of 2 depth velocity readings.

## Segment 27

When depth > 2.5 ft, enter the average of 2 depth velocity readings.

## Segment 28

When depth > 2.5 ft, enter the average of 2 depth velocity readings.

## Segment 29

When depth > 2.5 ft, enter the average of 2 depth velocity readings.

## Segment 30

When depth > 2.5 ft, enter the average of 2 depth velocity readings.

## Close Out

| | |
|---|---|
| Scope of Work Status | In Progress |
| General Comments | None |

## Kinder Morgan, MW-28, 2024-03-06

| | |
|---|---|
| Project | Kinder Morgan_Silvercroft_E2E |
| Created | 2024-03-06 09:33:57 MST by Sascha Arnold |
| Updated | 2024-03-06 10:08:32 MST by Sascha Arnold |
| Location | , |
| Status | In Progress |

Please refer to the relevant TGI documents contained in the "Reference Files" of this app for additional instruction.

## Index

| | |
|---|---|
| Was Duplicated | 0 |
| Planned Latitude | 32.2642108100 |
| Planned_Longitude | -111.0173358300 |
| Facility ID | 521 |
| Area ID | 1588 |
| Asset ID | 37731 |
| Work Order ID | 834 |
| Work Order Activity Detail ID | 44548 |
| Well or SW Asset | Well |
| Asset Subtype | Monitoring |

## General Information

| | |
|---|---|
| Select Project | Kinder Morgan, Silvercroft, Default Site |
| Client | Kinder Morgan |
| Facility Name | Silvercroft |
| Project Number | 30198741 |
| Area Name | Default Site |
| Location | W Silverbell Tree Dr. / N Silver Island Way, Tucson, AZ |
| Date | 2024-03-06 |
| Field Personnel | Sascha Arnold |
| NOTES AND DIRECTIONS | Also collect ferrous iron and sulfite in the field immediately after sample collection utilizing a Hach® DR820 spectrometer and a Hach® SU-5 Sulfite Test Kit |

## Scope of Work

| | |
|---|---|
| Location Type | Planned |
| Select Asset | MW-28 |
| Asset Name | MW-28 |
| Scope of Work | Q1 2024 GW Sampling, 2024-01-22, Groundwater Monitoring |
| Length Units | Imperial |
| Volume Units | Imperial |
| Work to be Performed at Location | Groundwater Sampling and Water Level Measurement |

Work to be Performed at Location: Gauging Only - well is to be gauged for potentiometric surface and not sampled as part of scope of work Gauging and GW Sampling - Well is gauged and sampled in the same record. Surface Water Sampling - Location is a surface water monitoring location Well Inspection Only - well is not gauged or sampled, only inspected

## Location Info

| | |
|---|---|
| Coordinate Source | Planned |

## Weather Conditions

| | |
|---|---|
| Fetch Weather | N/A |
| Weather | Cloudy |

## Well Details

| | |
|---|---|
| Detail Correction Required | No |
| Top of Screen (ft bgs) | 149.00 |
| Bottom of Screen (ft bgs) | 189.00 |
| Casing Diameter (in) | 4.00 |
| Well Casing Material | PVC |
| Measuring Point (mp) Description | Top of Outer Casing |
| Constructed Total Depth (ft bgs) | 190.00 |
| Enter Gauging Data | Yes |

## Water Elevation Details

| | |
|---|---|
| Gauging Equipment | Interface Probe |
| Gauging Date | 2024-02-28 |
| Gauging Time | 09:34 |

## Well Head Gas Reading

| | |
|---|---|
| Select Screening Parameters | None |
| Is water present? | Yes |
| Static Water Level | 159.99 |
| DTW QC Check | N/A |
| Product Present | No |
| Total Depth Recorded | No |
| Reason Total Depth Not Recorded | Nm |
| TD QC Check | TD is >3 ft from constructed measurement. Check in with PM/TM |
| Water Column | 30.01 |
| Volume in Well | 19.59 |
| Sheen? | No |
| Odor? | No |
| Notes | Fe=.02,Mn=0.6, sulfite=0.64-1.28 |
| Enter Evacuation Data | Yes |

## Evacuation Details

| | |
|---|---|
| Evacuation date | 2024-03-06 |
| Purge Method | Low Flow |

## No-Purge

| | |
|---|---|
| Type of No-Purge Equipment Used | |

## Retrieval Details

| | |
|---|---|
| If anything has changed since deployment, please note these changes in the general comment section at the end of the form. | |
| Total Time Deployed (days) | Please enter all deployment and retrieval dates and times to calculate elapsed time. |

## Purge

| | |
|---|---|
| Type of Equipment Used - Purge | Submersible Pump |
| Pump Intake Depth | 165 |
| Purge Start Time | 09:38 |
| Enter Water Quality Parameters | Yes |

## Water Quality Parameters

| | |
|---|---|
| Water Quality Meter Make/Model | YSI 556 |
| Select the Parameters you want to measure below. | |
| Select Measured Parameters | pH, Specific Conductivity, Turbidity (NTU), Dissolved Oxygen (DO) (mg/L), Temperature (°C), Redox (ORP) (mV) |

## -09:38|DTW:159.99|pH: 7.04|SpCND: 1.081|TRB: 1.06|DO: 7.45|T: 21.5|ORP: -320

## Calculation Specific Fields

| | |
|---|---|
| Total Vol Purged L Only | 0 |
| Flow Rate L/min Only | 0.3 |
| Site ID, Well ID | Default Site, MW-28 |
| Reading Time | 09:38 |
| Minutes Elapsed between readings | 0 |
| Total Elapsed Minutes (during parameter readings) | 0 |
| Total Elapsed Minutes from Purge Start Time | 0 |

## Purge and Flow

| | |
|---|---|
| Flow Rate Units | mL/min |
| Flow Rate | 300 |
| Depth to Water | 159.99 |
| Theoretical Total Volume Purged | 0.0 |
| Total Volume Purged Units | gal |
| Total Volume Purged | 0 |

## Parameters

| | |
|---|---|
| pH | 7.04 |
| pH 2 decimals | 7.04 |
| Specific Conductivity Units | mS/cm$^{c}$ |
| Specific Conductivity | 1.081 |
| spec cond sig figs | 1.081 |
| Turbidity (NTU) | 1.06 |
| Turbidity reading outside range of meter? | No |
| turbidity sig figs | 1.1 |
| Dissolved Oxygen (DO) (mg/L) | 7.45 |
| DO 2 decimals | 7.45 |
| Temperature (°C) | 21.5 |
| temp 2 decimals | 21.50 |
| Redox (ORP) (mV) | -320 |
| orp 2 decimals | -320.00 |
| parameters | -09:38\|DTW:159.99\|pH: 7.04\|SpCND: 1.081\|TRB: 1.06\|DO: 7.45\|T: 21.5\|ORP: -320 |

| | |
|---|---|
| Stabilization Calculation | 1/3 Measurement intervals before stability can be calculated |
| Color | Clear |
| Notable Odors | No Odor |

Well is considered stabilized and ready for sample collection when the following is met for three consecutive readings collected at 3 to 5 minute intervals: -turbidity remains within 10% (or if three consecutive values are <5NTU) -specific conductance and temp remain within 3% -ORP within + or - 10 mV -DO within 10% (or if three consecutive values are <0.5 mg/L) -pH within 0.1 unit

## -09:48|DTW:159.99|pH: 7.11|SpCND: 1.082|TRB: 0.99|DO: 7.63|T: 21.05|ORP: -321

## Calculation Specific Fields

| | |
|---|---|
| Total Vol Purged L Only | 3.028328 |
| Flow Rate L/min Only | 0.3 |
| Site ID, Well ID | Default Site, MW-28 |
| Reading Time | 09:48 |
| Minutes Elapsed between readings | 10 |
| Total Elapsed Minutes (during parameter readings) | 10 |
| Total Elapsed Minutes from Purge Start Time | 10 |

## Purge and Flow

| | |
|---|---|
| Flow Rate Units | mL/min |
| Flow Rate | 300 |
| Depth to Water | 159.99 |
| Theoretical Total Volume Purged | 0.79 |
| Total Volume Purged Units | gal |
| Total Volume Purged | 0.8 |

## Parameters

| | |
|---|---|
| pH | 7.11 |
| pH 2 decimals | 7.11 |
| Specific Conductivity Units | mS/cm$^{c}$ |
| Specific Conductivity | 1.082 |
| spec cond sig figs | 1.082 |
| Turbidity (NTU) | 0.99 |
| Turbidity reading outside range of meter? | No |
| turbidity sig figs | 0.99 |
| Dissolved Oxygen (DO) (mg/L) | 7.63 |
| DO 2 decimals | 7.63 |
| Temperature (°C) | 21.05 |
| temp 2 decimals | 21.05 |
| Redox (ORP) (mV) | -321 |
| orp 2 decimals | -321.00 |
| parameters | -09:48\|DTW:159.99\|pH: 7.11\|SpCND: 1.082\|TRB: 0.99\|DO: 7.63\|T: 21.05\|ORP: -321 |
| Stabilization Calculation | 2/3 Measurement intervals before stability can be calculated |
| Color | Clear |
| Notable Odors | No Odor |

Well is considered stabilized and ready for sample collection when the following is met for three consecutive readings collected at 3 to 5 minute intervals: -turbidity remains within 10% (or if three consecutive values are <5NTU) -specific conductance and temp remain within 3% -ORP within + or - 10 mV -DO within 10% (or if three consecutive values are <0.5 mg/L) -pH within 0.1 unit

## □-09:58|DTW:159.99|pH: 7.11|SpCND: 1.086|TRB: 0.97|DO: 7.48|T: 21.32|ORP: -322

### Calculation Specific Fields

| | |
|---|---|
| Total Vol Purged L Only | 6.056656 |
| Flow Rate L/min Only | 0.3 |
| Site ID, Well ID | Default Site, MW-28 |
| Reading Time | 09:58 |
| Minutes Elapsed between readings | 10 |
| Total Elapsed Minutes (during parameter readings) | 20 |
| Total Elapsed Minutes from Purge Start Time | 20 |

### Purge and Flow

| | |
|---|---|
| Flow Rate Units | mL/min |
| Flow Rate | 300 |
| Depth to Water | 159.99 |
| Theoretical Total Volume Purged | 1.58 |
| Total Volume Purged Units | gal |
| Total Volume Purged | 1.6 |

### Parameters

| | |
|---|---|
| pH | 7.11 |
| pH 2 decimals | 7.11 |
| Specific Conductivity Units | mS/cm[c] |
| Specific Conductivity | 1.086 |
| spec cond sig figs | 1.086 |
| Turbidity (NTU) | 0.97 |
| Turbidity reading outside range of meter? | No |
| turbidity sig figs | 0.97 |
| Dissolved Oxygen (DO) (mg/L) | 7.48 |
| DO 2 decimals | 7.48 |
| Temperature (°C) | 21.32 |
| temp 2 decimals | 21.32 |
| Redox (ORP) (mV) | -322 |
| orp 2 decimals | -322.00 |
| parameters | □-09:58\|DTW:159.99\|pH: 7.11\|SpCND: 1.086\|TRB: 0.97\|DO: 7.48\|T: 21.32\|ORP: -322 |
| Stabilization Calculation | pH: □; SpCND: □; TRB: □; DO: □; T: □; ORP: □; Time Elapsed: 20 min<br>All Parameters Stable -- Okay to sample |
| Color | Clear |
| Notable Odors | No Odor |

Well is considered stabilized and ready for sample collection when the following is met for three consecutive readings collected at 3 to 5 minute intervals: -turbidity remains within 10% (or if three consecutive values are <5NTU) -specific conductance and temp remain within 3% -ORP within + or - 10 mV -DO within 10% (or if three consecutive values are <0.5 mg/L) -pH within 0.1 unit

| | |
|---|---|
| Purge End Time (Before Sample Collection) | 10:02 |

| | |
|---|---|
| Theoretical Total Volume Purged | 1.58 |
| Total Purged | 1.6 |
| Well Volumes Purged | 0.08 |
| Did well go dry? | No |

## Well Dry

In order to view and enter sampling information below, you must measure DTW upon return and enter it in the field above.

## Sample Information

| | |
|---|---|
| Type of Equipment Used - Sample | Submersible Pump |
| Enter Inspection Data | No |

## Flow Measurements

## Mid-Section

## Segment 1

When depth > 2.5 ft, enter the average of 2 depth velocity readings.

## Segment 2

When depth > 2.5 ft, enter the average of 2 depth velocity readings.

## Segment 3

When depth > 2.5 ft, enter the average of 2 depth velocity readings.

## Segment 4

When depth > 2.5 ft, enter the average of 2 depth velocity readings.

## Segment 5

When depth > 2.5 ft, enter the average of 2 depth velocity readings.

## Segment 6

When depth > 2.5 ft, enter the average of 2 depth velocity readings.

## Segment 7

When depth > 2.5 ft, enter the average of 2 depth velocity readings.

## Segment 8

When depth > 2.5 ft, enter the average of 2 depth velocity readings.

## Segment 9

When depth > 2.5 ft, enter the average of 2 depth velocity readings.

## Segment 10

When depth > 2.5 ft, enter the average of 2 depth velocity readings.

## Segment 11

When depth > 2.5 ft, enter the average of 2 depth velocity readings.

## Segment 12

When depth > 2.5 ft, enter the average of 2 depth velocity readings.

## Segment 13

When depth > 2.5 ft, enter the average of 2 depth velocity readings.

## Segment 14

When depth > 2.5 ft, enter the average of 2 depth velocity readings.

## Segment 15

When depth > 2.5 ft, enter the average of 2 depth velocity readings.

## Segment 16

When depth > 2.5 ft, enter the average of 2 depth velocity readings.

## Segment 17

When depth > 2.5 ft, enter the average of 2 depth velocity readings.

## Segment 18

When depth > 2.5 ft, enter the average of 2 depth velocity readings.

## Segment 19

When depth > 2.5 ft, enter the average of 2 depth velocity readings.

## Segment 20

When depth > 2.5 ft, enter the average of 2 depth velocity readings.

## Segment 21

When depth > 2.5 ft, enter the average of 2 depth velocity readings.

## Segment 22

When depth > 2.5 ft, enter the average of 2 depth velocity readings.

## Segment 23

When depth > 2.5 ft, enter the average of 2 depth velocity readings.

## Segment 24

When depth > 2.5 ft, enter the average of 2 depth velocity readings.

## Segment 25

When depth > 2.5 ft, enter the average of 2 depth velocity readings.

## Segment 26

When depth > 2.5 ft, enter the average of 2 depth velocity readings.

## Segment 27

When depth > 2.5 ft, enter the average of 2 depth velocity readings.

## Segment 28

When depth > 2.5 ft, enter the average of 2 depth velocity readings.

## Segment 29

When depth > 2.5 ft, enter the average of 2 depth velocity readings.

## Segment 30

When depth > 2.5 ft, enter the average of 2 depth velocity readings.

## Close Out

| | |
|---|---|
| Scope of Work Status | In Progress |
| General Comments | None |

## Kinder Morgan, MW-29S, 2024-03-06

| | |
|---|---|
| Project | Kinder Morgan_Silvercroft_E2E |
| Created | 2024-03-06 11:27:33 MST by Sascha Arnold |
| Updated | 2024-03-06 12:12:54 MST by Sascha Arnold |
| Location | , |
| Status | In Progress |

Please refer to the relevant TGI documents contained in the "Reference Files" of this app for additional instruction.

## Index

| | |
|---|---|
| Was Duplicated | 0 |
| Planned Latitude | 32.2639433100 |
| Planned_Longitude | -111.0151245900 |
| Facility ID | 521 |
| Area ID | 1588 |
| Asset ID | 37732 |
| Work Order ID | 834 |
| Work Order Activity Detail ID | 44549 |
| Well or SW Asset | Well |
| Asset Subtype | Monitoring |

## General Information

| | |
|---|---|
| Select Project | Kinder Morgan, Silvercroft, Default Site |
| Client | Kinder Morgan |
| Facility Name | Silvercroft |
| Project Number | 30198741 |
| Area Name | Default Site |
| Location | W Silverbell Tree Dr. / N Silver Island Way, Tucson, AZ |
| Date | 2024-03-06 |
| Field Personnel | Sascha Arnold |
| NOTES AND DIRECTIONS | Also collect ferrous iron and sulfite in the field immediately after sample collection utilizing a Hach® DR820 spectrometer and a Hach® SU-5 Sulfite Test Kit |

## Scope of Work

| | |
|---|---|
| Location Type | Planned |
| Select Asset | MW-29S |
| Asset Name | MW-29S |
| Scope of Work | Q1 2024 GW Sampling, 2024-01-22, Groundwater Monitoring |
| Length Units | Imperial |
| Volume Units | Imperial |
| Work to be Performed at Location | Groundwater Sampling and Water Level Measurement |

Work to be Performed at Location: Gauging Only - well is to be gauged for potentiometric surface and not sampled as part of scope of work Gauging and GW Sampling - Well is gauged and sampled in the same record. Surface Water Sampling - Location is a surface water monitoring location Well Inspection Only - well is not gauged or sampled, only inspected

## Location Info

| | |
|---|---|
| Coordinate Source | Planned |

## Weather Conditions

| | |
|---|---|
| Fetch Weather | N/A |
| Weather | Cloudy |

## Well Details

| | |
|---|---|
| Detail Correction Required | No |
| Top of Screen (ft bgs) | 149.00 |
| Bottom of Screen (ft bgs) | 189.00 |
| Casing Diameter (in) | 4.00 |
| Well Casing Material | PVC |
| Measuring Point (mp) Description | Top of Outer Casing |
| Constructed Total Depth (ft bgs) | 190.00 |
| Enter Gauging Data | Yes |

## Water Elevation Details

| | |
|---|---|
| Gauging Equipment | Interface Probe |
| Gauging Date | 2024-02-28 |
| Gauging Time | 11:28 |

## Well Head Gas Reading

| | |
|---|---|
| Select Screening Parameters | None |
| Is water present? | Yes |
| Static Water Level | 163.41 |
| DTW QC Check | N/A |
| Product Present | No |
| Total Depth Recorded | No |
| Reason Total Depth Not Recorded | Nm |
| TD QC Check | TD is >3 ft from constructed measurement. Check in with PM/TM |
| Water Column | 26.59 |
| Volume in Well | 17.36 |
| Sheen? | No |
| Odor? | No |
| Notes | Fe=0.06, Mn=0.5, sulfite=0.64-1.28 |
| Enter Evacuation Data | Yes |

## Evacuation Details

| | |
|---|---|
| Evacuation date | 2024-03-06 |
| Purge Method | Low Flow |

## No-Purge

| | |
|---|---|
| Type of No-Purge Equipment Used | |

## Retrieval Details

| | |
|---|---|
| If anything has changed since deployment, please note these changes in the general comment section at the end of the form. | |
| Total Time Deployed (days) | Please enter all deployment and retrieval dates and times to calculate elapsed time. |

## Purge

| | |
|---|---|
| Type of Equipment Used - Purge | Submersible Pump |
| Pump Intake Depth | 170 |
| Purge Start Time | 11:48 |
| Enter Water Quality Parameters | Yes |

## Water Quality Parameters

| | |
|---|---|
| Water Quality Meter Make/Model | YSI 556 |
| Select the Parameters you want to measure below. | |
| Select Measured Parameters | pH, Specific Conductivity, Turbidity (NTU), Dissolved Oxygen (DO) (mg/L), Temperature (°C), Redox (ORP) (mV) |

## -11:48|DTW:163.41|pH: 7.54|SpCND: 1.162|TRB: 2.2|DO: 6.78|T: 22.59|ORP: -332

## Calculation Specific Fields

| | |
|---|---|
| Total Vol Purged L Only | 0 |
| Flow Rate L/min Only | 0.3 |
| Site ID, Well ID | Default Site, MW-29S |
| Reading Time | 11:48 |
| Minutes Elapsed between readings | 0 |
| Total Elapsed Minutes (during parameter readings) | 0 |
| Total Elapsed Minutes from Purge Start Time | 0 |

## Purge and Flow

| | |
|---|---|
| Flow Rate Units | mL/min |
| Flow Rate | 300 |
| Depth to Water | 163.41 |
| Theoretical Total Volume Purged | 0.0 |
| Total Volume Purged Units | gal |
| Total Volume Purged | 0 |

## Parameters

| | |
|---|---|
| pH | 7.54 |
| pH 2 decimals | 7.54 |
| Specific Conductivity Units | mS/cm$^{c}$ |
| Specific Conductivity | 1.162 |
| spec cond sig figs | 1.162 |
| Turbidity (NTU) | 2.2 |
| Turbidity reading outside range of meter? | No |
| turbidity sig figs | 2.2 |
| Dissolved Oxygen (DO) (mg/L) | 6.78 |
| DO 2 decimals | 6.78 |
| Temperature (°C) | 22.59 |
| temp 2 decimals | 22.59 |
| Redox (ORP) (mV) | -332 |
| orp 2 decimals | -332.00 |
| parameters | -11:48\|DTW:163.41\|pH: 7.54\|SpCND: 1.162\|TRB: 2.2\|DO: 6.78\|T: 22.59\|ORP: -332 |

| | |
|---|---|
| Stabilization Calculation | 1/3 Measurement intervals before stability can be calculated |
| Color | Clear |
| Notable Odors | No Odor |

Well is considered stabilized and ready for sample collection when the following is met for three consecutive readings collected at 3 to 5 minute intervals: -turbidity remains within 10% (or if three consecutive values are <5NTU) -specific conductance and temp remain within 3% -ORP within + or - 10 mV -DO within 10% (or if three consecutive values are <0.5 mg/L) -pH within 0.1 unit

## -11:51|DTW:163.41|pH: 7.55|SpCND: 1.239|TRB: 2.28|DO: 6.06|T: 22.37|ORP: -331

### Calculation Specific Fields

| | |
|---|---|
| Total Vol Purged L Only | 0.0003 |
| Flow Rate L/min Only | 0.3 |
| Site ID, Well ID | Default Site, MW-29S |
| Reading Time | 11:51 |
| Minutes Elapsed between readings | 3 |
| Total Elapsed Minutes (during parameter readings) | 3 |
| Total Elapsed Minutes from Purge Start Time | 3 |

### Purge and Flow

| | |
|---|---|
| Flow Rate Units | mL/min |
| Flow Rate | 300 |
| Depth to Water | 163.41 |
| Theoretical Total Volume Purged | 0.24 |
| Total Volume Purged Units | mL |
| Total Volume Purged | 0.3 |

### Parameters

| | |
|---|---|
| pH | 7.55 |
| pH 2 decimals | 7.55 |
| Specific Conductivity Units | mS/cm$^{c}$ |
| Specific Conductivity | 1.239 |
| spec cond sig figs | 1.239 |
| Turbidity (NTU) | 2.28 |
| Turbidity reading outside range of meter? | No |
| turbidity sig figs | 2.3 |
| Dissolved Oxygen (DO) (mg/L) | 6.06 |
| DO 2 decimals | 6.06 |
| Temperature (°C) | 22.37 |
| temp 2 decimals | 22.37 |
| Redox (ORP) (mV) | -331 |
| orp 2 decimals | -331.00 |
| parameters | -11:51\|DTW:163.41\|pH: 7.55\|SpCND: 1.239\|TRB: 2.28\|DO: 6.06\|T: 22.37\|ORP: -331 |
| Stabilization Calculation | 2/3 Measurement intervals before stability can be calculated |
| Color | Clear |
| Notable Odors | No Odor |

Well is considered stabilized and ready for sample collection when the following is met for three consecutive readings collected at 3 to 5 minute intervals: -turbidity remains within 10% (or if three consecutive values are <5NTU) -specific conductance and temp remain within 3% -ORP within + or - 10 mV -DO within 10% (or if three consecutive values are <0.5 mg/L) -pH within 0.1 unit

## □-11:58|DTW:163.41|pH: 7.61|SpCND: 1.223|TRB: 2.28|DO: 6.14|T: 22.32|ORP: -333

### Calculation Specific Fields

| | |
|---|---|
| Total Vol Purged L Only | 0.0008 |
| Flow Rate L/min Only | 0.3 |
| Site ID, Well ID | Default Site, MW-29S |
| Reading Time | 11:58 |
| Minutes Elapsed between readings | 7 |
| Total Elapsed Minutes (during parameter readings) | 10 |
| Total Elapsed Minutes from Purge Start Time | 10 |

### Purge and Flow

| | |
|---|---|
| Flow Rate Units | mL/min |
| Flow Rate | 300 |
| Depth to Water | 163.41 |
| Theoretical Total Volume Purged | 0.79 |
| Total Volume Purged Units | mL |
| Total Volume Purged | 0.8 |

### Parameters

| | |
|---|---|
| pH | 7.61 |
| pH 2 decimals | 7.61 |
| Specific Conductivity Units | mS/cm[c] |
| Specific Conductivity | 1.223 |
| spec cond sig figs | 1.223 |
| Turbidity (NTU) | 2.28 |
| Turbidity reading outside range of meter? | No |
| turbidity sig figs | 2.3 |
| Dissolved Oxygen (DO) (mg/L) | 6.14 |
| DO 2 decimals | 6.14 |
| Temperature (°C) | 22.32 |
| temp 2 decimals | 22.32 |
| Redox (ORP) (mV) | -333 |
| orp 2 decimals | -333.00 |
| parameters | □-11:58\|DTW:163.41\|pH: 7.61\|SpCND: 1.223\|TRB: 2.28\|DO: 6.14\|T: 22.32\|ORP: -333 |
| Stabilization Calculation | pH: □; SpCND: □; TRB: □; DO: □; T: □; ORP: □; Time Elapsed: 10 min<br>Parameters unstable -- Do not sample |
| Color | Clear |
| Notable Odors | No Odor |

Well is considered stabilized and ready for sample collection when the following is met for three consecutive readings collected at 3 to 5 minute intervals: -turbidity remains within 10% (or if three consecutive values are <5NTU) -specific conductance and temp remain within 3% -ORP within + or - 10 mV -DO within 10% (or if three consecutive values are <0.5 mg/L) -pH within 0.1 unit

## -12:14|DTW:163.41|pH: 7.64|SpCND: 1.238|TRB: 2.17|DO: 6.04|T: 22.37|ORP: -340

### Calculation Specific Fields

| | |
|---|---|
| Total Vol Purged L Only | 0.0021 |
| Flow Rate L/min Only | 0.3 |
| Site ID, Well ID | Default Site, MW-29S |
| Reading Time | 12:14 |
| Minutes Elapsed between readings | 16 |
| Total Elapsed Minutes (during parameter readings) | 26 |
| Total Elapsed Minutes from Purge Start Time | 26 |

### Purge and Flow

| | |
|---|---|
| Flow Rate Units | mL/min |
| Flow Rate | 300 |
| Depth to Water | 163.41 |
| Theoretical Total Volume Purged | 2.06 |
| Total Volume Purged Units | mL |
| Total Volume Purged | 2.1 |

### Parameters

| | |
|---|---|
| pH | 7.64 |
| pH 2 decimals | 7.64 |
| Specific Conductivity Units | mS/cm[c] |
| Specific Conductivity | 1.238 |
| spec cond sig figs | 1.238 |
| Turbidity (NTU) | 2.17 |
| Turbidity reading outside range of meter? | No |
| turbidity sig figs | 2.2 |
| Dissolved Oxygen (DO) (mg/L) | 6.04 |
| DO 2 decimals | 6.04 |
| Temperature (°C) | 22.37 |
| temp 2 decimals | 22.37 |
| Redox (ORP) (mV) | -340 |
| orp 2 decimals | -340.00 |
| parameters | -12:14\|DTW:163.41\|pH: 7.64\|SpCND: 1.238\|TRB: 2.17\|DO: 6.04\|T: 22.37\|ORP: -340 |
| Stabilization Calculation | pH: ; SpCND: ; TRB: ; DO: ; T: ; ORP: ; Time Elapsed: 26 min<br>All Parameters Stable -- Okay to sample |
| Color | Clear |
| Notable Odors | No Odor |

Well is considered stabilized and ready for sample collection when the following is met for three consecutive readings collected at 3 to 5 minute intervals: -turbidity remains within 10% (or if three consecutive values are <5NTU) -specific conductance and temp remain within 3% -ORP within + or - 10 mV -DO within 10% (or if three consecutive values are <0.5 mg/L) -pH within 0.1 unit

| | |
|---|---|
| Purge End Time (Before Sample Collection) | 12:16 |
| Theoretical Total Volume Purged | 2.06 |
| Total Purged | 2.1 |
| Well Volumes Purged | 0.12 |

| | |
|---|---|
| Did well go dry? | No |

## Well Dry

In order to view and enter sampling information below, you must measure DTW upon return and enter it in the field above.

## Sample Information

| | |
|---|---|
| Type of Equipment Used - Sample | Submersible Pump |
| Enter Inspection Data | No |

## Flow Measurements

## Mid-Section

## Segment 1

When depth > 2.5 ft, enter the average of 2 depth velocity readings.

## Segment 2

When depth > 2.5 ft, enter the average of 2 depth velocity readings.

## Segment 3

When depth > 2.5 ft, enter the average of 2 depth velocity readings.

## Segment 4

When depth > 2.5 ft, enter the average of 2 depth velocity readings.

## Segment 5

When depth > 2.5 ft, enter the average of 2 depth velocity readings.

## Segment 6

When depth > 2.5 ft, enter the average of 2 depth velocity readings.

## Segment 7

When depth > 2.5 ft, enter the average of 2 depth velocity readings.

## Segment 8

When depth > 2.5 ft, enter the average of 2 depth velocity readings.

## Segment 9

When depth > 2.5 ft, enter the average of 2 depth velocity readings.

## Segment 10

When depth > 2.5 ft, enter the average of 2 depth velocity readings.

## Segment 11

When depth > 2.5 ft, enter the average of 2 depth velocity readings.

## Segment 12

When depth > 2.5 ft, enter the average of 2 depth velocity readings.

## Segment 13

When depth > 2.5 ft, enter the average of 2 depth velocity readings.

## Segment 14

When depth > 2.5 ft, enter the average of 2 depth velocity readings.

## Segment 15

When depth > 2.5 ft, enter the average of 2 depth velocity readings.

## Segment 16

When depth > 2.5 ft, enter the average of 2 depth velocity readings.

## Segment 17

When depth > 2.5 ft, enter the average of 2 depth velocity readings.

## Segment 18

When depth > 2.5 ft, enter the average of 2 depth velocity readings.

## Segment 19

When depth > 2.5 ft, enter the average of 2 depth velocity readings.

## Segment 20

When depth > 2.5 ft, enter the average of 2 depth velocity readings.

## Segment 21

When depth > 2.5 ft, enter the average of 2 depth velocity readings.

## Segment 22

When depth > 2.5 ft, enter the average of 2 depth velocity readings.

## Segment 23

When depth > 2.5 ft, enter the average of 2 depth velocity readings.

## Segment 24

When depth > 2.5 ft, enter the average of 2 depth velocity readings.

## Segment 25

When depth > 2.5 ft, enter the average of 2 depth velocity readings.

## Segment 26

When depth > 2.5 ft, enter the average of 2 depth velocity readings.

## Segment 27

When depth > 2.5 ft, enter the average of 2 depth velocity readings.

## Segment 28

When depth > 2.5 ft, enter the average of 2 depth velocity readings.

## Segment 29

When depth > 2.5 ft, enter the average of 2 depth velocity readings.

## Segment 30

When depth > 2.5 ft, enter the average of 2 depth velocity readings.

## Close Out

| | |
|---|---|
| Scope of Work Status | In Progress |
| General Comments | None |

## Kinder Morgan, MW-30, 2024-03-04

| | |
|---|---|
| Project | Kinder Morgan_Silvercroft_E2E |
| Created | 2024-03-04 11:02:21 MST by Sascha Arnold |
| Updated | 2024-03-04 11:20:27 MST by Sascha Arnold |
| Location | , |
| Status | In Progress |

Please refer to the relevant TGI documents contained in the "Reference Files" of this app for additional instruction.

## Index

| | |
|---|---|
| Was Duplicated | 0 |
| Planned Latitude | 32.2614086200 |
| Planned_Longitude | -111.0127531400 |
| Facility ID | 521 |
| Area ID | 1588 |
| Asset ID | 37735 |
| Work Order ID | 834 |
| Work Order Activity Detail ID | 44552 |
| Well or SW Asset | Well |
| Asset Subtype | Monitoring |

## General Information

| | |
|---|---|
| Select Project | Kinder Morgan, Silvercroft, Default Site |
| Client | Kinder Morgan |
| Facility Name | Silvercroft |
| Project Number | 30198741 |
| Area Name | Default Site |
| Location | W Silverbell Tree Dr. / N Silver Island Way, Tucson, AZ |
| Date | 2024-03-04 |
| Field Personnel | Sascha Arnold |
| NOTES AND DIRECTIONS | Also collect ferrous iron and sulfite in the field immediately after sample collection utilizing a Hach® DR820 spectrometer and a Hach® SU-5 Sulfite Test Kit |

## Scope of Work

| | |
|---|---|
| Location Type | Planned |
| Select Asset | MW-30 |
| Asset Name | MW-30 |
| Scope of Work | Q1 2024 GW Sampling, 2024-01-22, Groundwater Monitoring |
| Length Units | Imperial |
| Volume Units | Imperial |
| Work to be Performed at Location | Groundwater Sampling and Water Level Measurement |

Work to be Performed at Location: Gauging Only - well is to be gauged for potentiometric surface and not sampled as part of scope of work Gauging and GW Sampling - Well is gauged and sampled in the same record. Surface Water Sampling - Location is a surface water monitoring location Well Inspection Only - well is not gauged or sampled, only inspected

## Location Info

| | |
|---|---|
| Coordinate Source | Planned |

## Weather Conditions

| | |
|---|---|
| Fetch Weather | N/A |
| Weather | Sunny, clear |

## Well Details

| | |
|---|---|
| Detail Correction Required | No |
| Top of Screen (ft bgs) | 135.00 |
| Bottom of Screen (ft bgs) | 140.00 |
| Casing Diameter (in) | 6.00 |
| Well Casing Material | PVC |
| Measuring Point (mp) Description | Top of Outer Casing |
| Constructed Total Depth (ft bgs) | 205.00 |
| Enter Gauging Data | Yes |

## Water Elevation Details

| | |
|---|---|
| Gauging Equipment | Interface Probe |
| Gauging Date | 2024-02-28 |
| Gauging Time | 11:03 |

## Well Head Gas Reading

| | |
|---|---|
| Select Screening Parameters | None |
| Is water present? | Yes |
| Static Water Level | 148.22 |
| DTW QC Check | N/A |
| Product Present | No |
| Total Depth Recorded | No |
| Reason Total Depth Not Recorded | Nm |
| TD QC Check | TD is >3 ft from constructed measurement. Check in with PM/TM |
| Water Column | 56.78 |
| Volume in Well | 83.4 |
| Sheen? | No |
| Odor? | No |
| Notes | Fe=0.1, Mn=2.2, sulfite=0.64-1.28 |
| Enter Evacuation Data | Yes |

## Evacuation Details

| | |
|---|---|
| Evacuation date | 2024-03-04 |
| Purge Method | Low Flow |

## No-Purge

| | |
|---|---|
| Type of No-Purge Equipment Used | |

## Retrieval Details

| | |
|---|---|
| If anything has changed since deployment, please note these changes in the general comment section at the end of the form. | |
| Total Time Deployed (days) | Please enter all deployment and retrieval dates and times to calculate elapsed time. |

## Purge

| | |
|---|---|
| Type of Equipment Used - Purge | Submersible Pump |
| Pump Intake Depth | 154 |
| Purge Start Time | 11:03 |
| Enter Water Quality Parameters | Yes |

## Water Quality Parameters

| | |
|---|---|
| Water Quality Meter Make/Model | YSI 556 |
| Select the Parameters you want to measure below. | |
| Select Measured Parameters | pH, Specific Conductivity, Turbidity (NTU), Dissolved Oxygen (DO) (mg/L), Temperature (°C), Redox (ORP) (mV) |

## -11:03|DTW:148.22|pH: 6.84|SpCND: 0.925|TRB: 2.55|DO: 7.07|T: 23.48|ORP: -331

## Calculation Specific Fields

| | |
|---|---|
| Total Vol Purged L Only | 0 |
| Flow Rate L/min Only | 0.3 |
| Site ID, Well ID | Default Site, MW-30 |
| Reading Time | 11:03 |
| Minutes Elapsed between readings | 0 |
| Total Elapsed Minutes (during parameter readings) | 0 |
| Total Elapsed Minutes from Purge Start Time | 0 |

## Purge and Flow

| | |
|---|---|
| Flow Rate Units | mL/min |
| Flow Rate | 300 |
| Depth to Water | 148.22 |
| Theoretical Total Volume Purged | 0.0 |
| Total Volume Purged Units | mL |
| Total Volume Purged | 0 |

## Parameters

| | |
|---|---|
| pH | 6.84 |
| pH 2 decimals | 6.84 |
| Specific Conductivity Units | mS/cm$^{c}$ |
| Specific Conductivity | 0.925 |
| spec cond sig figs | 0.925 |
| Turbidity (NTU) | 2.55 |
| Turbidity reading outside range of meter? | No |
| turbidity sig figs | 2.5 |
| Dissolved Oxygen (DO) (mg/L) | 7.07 |
| DO 2 decimals | 7.07 |
| Temperature (°C) | 23.48 |
| temp 2 decimals | 23.48 |
| Redox (ORP) (mV) | -331 |
| orp 2 decimals | -331.00 |
| parameters | -11:03\|DTW:148.22\|pH: 6.84\|SpCND: 0.925\|TRB: 2.55\|DO: 7.07\|T: 23.48\|ORP: -331 |

| | |
|---|---|
| Stabilization Calculation | 1/3 Measurement intervals before stability can be calculated |
| Color | Clear |
| Notable Odors | No Odor |

Well is considered stabilized and ready for sample collection when the following is met for three consecutive readings collected at 3 to 5 minute intervals: -turbidity remains within 10% (or if three consecutive values are <5NTU) -specific conductance and temp remain within 3% -ORP within + or - 10 mV -DO within 10% (or if three consecutive values are <0.5 mg/L) -pH within 0.1 unit

## -11:08|DTW:148.22|pH: 6.81|SpCND: 0.937|TRB: 2.52|DO: 5.3|T: 23.27|ORP: -336

## Calculation Specific Fields

| | |
|---|---|
| Total Vol Purged L Only | 0.0004 |
| Flow Rate L/min Only | 0.3 |
| Site ID, Well ID | Default Site, MW-30 |
| Reading Time | 11:08 |
| Minutes Elapsed between readings | 5 |
| Total Elapsed Minutes (during parameter readings) | 5 |
| Total Elapsed Minutes from Purge Start Time | 5 |

## Purge and Flow

| | |
|---|---|
| Flow Rate Units | mL/min |
| Flow Rate | 300 |
| Depth to Water | 148.22 |
| Theoretical Total Volume Purged | 0.4 |
| Total Volume Purged Units | mL |
| Total Volume Purged | 0.4 |

## Parameters

| | |
|---|---|
| pH | 6.81 |
| pH 2 decimals | 6.81 |
| Specific Conductivity Units | mS/cm$^{c}$ |
| Specific Conductivity | 0.937 |
| spec cond sig figs | 0.937 |
| Turbidity (NTU) | 2.52 |
| Turbidity reading outside range of meter? | No |
| turbidity sig figs | 2.5 |
| Dissolved Oxygen (DO) (mg/L) | 5.3 |
| DO 2 decimals | 5.30 |
| Temperature (°C) | 23.27 |
| temp 2 decimals | 23.27 |
| Redox (ORP) (mV) | -336 |
| orp 2 decimals | -336.00 |
| parameters | -11:08\|DTW:148.22\|pH: 6.81\|SpCND: 0.937\|TRB: 2.52\|DO: 5.3\|T: 23.27\|ORP: -336 |
| Stabilization Calculation | 2/3 Measurement intervals before stability can be calculated |
| Color | Clear |
| Notable Odors | No Odor |

Well is considered stabilized and ready for sample collection when the following is met for three consecutive readings collected at 3 to 5 minute intervals: -turbidity remains within 10% (or if three consecutive values are <5NTU) -specific conductance and temp remain within 3% -ORP within + or - 10 mV -DO within 10% (or if three consecutive values are <0.5 mg/L) -pH within 0.1 unit

## □-11:13|DTW:148.22|pH: 6.85|SpCND: 0.94|TRB: 2.78|DO: 5.17|T: 23.04|ORP: -339

### Calculation Specific Fields

| | |
|---|---|
| Total Vol Purged L Only | 0.0008 |
| Flow Rate L/min Only | 0.3 |
| Site ID, Well ID | Default Site, MW-30 |
| Reading Time | 11:13 |
| Minutes Elapsed between readings | 5 |
| Total Elapsed Minutes (during parameter readings) | 10 |
| Total Elapsed Minutes from Purge Start Time | 10 |

### Purge and Flow

| | |
|---|---|
| Flow Rate Units | mL/min |
| Flow Rate | 300 |
| Depth to Water | 148.22 |
| Theoretical Total Volume Purged | 0.8 |
| Total Volume Purged Units | mL |
| Total Volume Purged | 0.8 |

### Parameters

| | |
|---|---|
| pH | 6.85 |
| pH 2 decimals | 6.85 |
| Specific Conductivity Units | mS/cm[c] |
| Specific Conductivity | 0.94 |
| spec cond sig figs | 0.94 |
| Turbidity (NTU) | 2.78 |
| Turbidity reading outside range of meter? | No |
| turbidity sig figs | 2.8 |
| Dissolved Oxygen (DO) (mg/L) | 5.17 |
| DO 2 decimals | 5.17 |
| Temperature (°C) | 23.04 |
| temp 2 decimals | 23.04 |
| Redox (ORP) (mV) | -339 |
| orp 2 decimals | -339.00 |
| parameters | □-11:13\|DTW:148.22\|pH: 6.85\|SpCND: 0.94\|TRB: 2.78\|DO: 5.17\|T: 23.04\|ORP: -339 |
| Stabilization Calculation | pH: □; SpCND: □; TRB: □; DO: □; T: □; ORP: □; Time Elapsed: 10 min<br>Parameters unstable -- Do not sample |
| Color | Clear |
| Notable Odors | No Odor |

Well is considered stabilized and ready for sample collection when the following is met for three consecutive readings collected at 3 to 5 minute intervals: -turbidity remains within 10% (or if three consecutive values are <5NTU) -specific conductance and temp remain within 3% -ORP within + or - 10 mV -DO within 10% (or if three consecutive values are <0.5 mg/L) -pH within 0.1 unit

## -11:18|DTW:148.22|pH: 6.85|SpCND: 0.943|TRB: 2.77|DO: 5.15|T: 23.07|ORP: -340

### Calculation Specific Fields

| | |
|---|---|
| Total Vol Purged L Only | 1.2 |
| Flow Rate L/min Only | 0.3 |
| Site ID, Well ID | Default Site, MW-30 |
| Reading Time | 11:18 |
| Minutes Elapsed between readings | 5 |
| Total Elapsed Minutes (during parameter readings) | 15 |
| Total Elapsed Minutes from Purge Start Time | 15 |

### Purge and Flow

| | |
|---|---|
| Flow Rate Units | mL/min |
| Flow Rate | 300 |
| Depth to Water | 148.22 |
| Theoretical Total Volume Purged | 1.2 |
| Total Volume Purged Units | L |
| Total Volume Purged | 1.2 |

### Parameters

| | |
|---|---|
| pH | 6.85 |
| pH 2 decimals | 6.85 |
| Specific Conductivity Units | mS/cm[c] |
| Specific Conductivity | 0.943 |
| spec cond sig figs | 0.943 |
| Turbidity (NTU) | 2.77 |
| Turbidity reading outside range of meter? | No |
| turbidity sig figs | 2.8 |
| Dissolved Oxygen (DO) (mg/L) | 5.15 |
| DO 2 decimals | 5.15 |
| Temperature (°C) | 23.07 |
| temp 2 decimals | 23.07 |
| Redox (ORP) (mV) | -340 |
| orp 2 decimals | -340.00 |
| parameters | -11:18\|DTW:148.22\|pH: 6.85\|SpCND: 0.943\|TRB: 2.77\|DO: 5.15\|T: 23.07\|ORP: -340 |
| Stabilization Calculation | pH: ; SpCND: ; TRB: ; DO: ; T: ; ORP: ; Time Elapsed: 15 min<br>All Parameters Stable -- Okay to sample |
| Color | Clear |
| Notable Odors | No Odor |

Well is considered stabilized and ready for sample collection when the following is met for three consecutive readings collected at 3 to 5 minute intervals: -turbidity remains within 10% (or if three consecutive values are <5NTU) -specific conductance and temp remain within 3% -ORP within + or - 10 mV -DO within 10% (or if three consecutive values are <0.5 mg/L) -pH within 0.1 unit

| | |
|---|---|
| Purge End Time (Before Sample Collection) | 11:19 |
| Theoretical Total Volume Purged | 1.2 |
| Total Purged | 1.2 |
| Well Volumes Purged | 0.01 |

| | |
|---|---|
| Did well go dry? | No |

## Well Dry

In order to view and enter sampling information below, you must measure DTW upon return and enter it in the field above.

## Sample Information

| | |
|---|---|
| Type of Equipment Used - Sample | Submersible Pump |
| Enter Inspection Data | No |

## Flow Measurements

## Mid-Section

## Segment 1

When depth > 2.5 ft, enter the average of 2 depth velocity readings.

## Segment 2

When depth > 2.5 ft, enter the average of 2 depth velocity readings.

## Segment 3

When depth > 2.5 ft, enter the average of 2 depth velocity readings.

## Segment 4

When depth > 2.5 ft, enter the average of 2 depth velocity readings.

## Segment 5

When depth > 2.5 ft, enter the average of 2 depth velocity readings.

## Segment 6

When depth > 2.5 ft, enter the average of 2 depth velocity readings.

## Segment 7

When depth > 2.5 ft, enter the average of 2 depth velocity readings.

## Segment 8

When depth > 2.5 ft, enter the average of 2 depth velocity readings.

## Segment 9

When depth > 2.5 ft, enter the average of 2 depth velocity readings.

## Segment 10

When depth > 2.5 ft, enter the average of 2 depth velocity readings.

## Segment 11

When depth > 2.5 ft, enter the average of 2 depth velocity readings.

## Segment 12

When depth > 2.5 ft, enter the average of 2 depth velocity readings.

## Segment 13

When depth > 2.5 ft, enter the average of 2 depth velocity readings.

## Segment 14

When depth > 2.5 ft, enter the average of 2 depth velocity readings.

## Segment 15

When depth > 2.5 ft, enter the average of 2 depth velocity readings.

## Segment 16

When depth > 2.5 ft, enter the average of 2 depth velocity readings.

## Segment 17

When depth > 2.5 ft, enter the average of 2 depth velocity readings.

## Segment 18

When depth > 2.5 ft, enter the average of 2 depth velocity readings.

## Segment 19

When depth > 2.5 ft, enter the average of 2 depth velocity readings.

## Segment 20

When depth > 2.5 ft, enter the average of 2 depth velocity readings.

## Segment 21

When depth > 2.5 ft, enter the average of 2 depth velocity readings.

## Segment 22

When depth > 2.5 ft, enter the average of 2 depth velocity readings.

## Segment 23

When depth > 2.5 ft, enter the average of 2 depth velocity readings.

## Segment 24

When depth > 2.5 ft, enter the average of 2 depth velocity readings.

## Segment 25

When depth > 2.5 ft, enter the average of 2 depth velocity readings.

## Segment 26

When depth > 2.5 ft, enter the average of 2 depth velocity readings.

## Segment 27

When depth > 2.5 ft, enter the average of 2 depth velocity readings.

## Segment 28

When depth > 2.5 ft, enter the average of 2 depth velocity readings.

## Segment 29

When depth > 2.5 ft, enter the average of 2 depth velocity readings.

## Segment 30

When depth > 2.5 ft, enter the average of 2 depth velocity readings.

## Close Out

| | |
|---|---|
| Scope of Work Status | In Progress |
| General Comments | None |

## Kinder Morgan, MW-32S, 2024-03-06

| | |
|---|---|
| Project | Kinder Morgan_Silvercroft_E2E |
| Created | 2024-03-06 10:26:33 MST by Sascha Arnold |
| Updated | 2024-03-06 11:07:13 MST by Sascha Arnold |
| Location | , |
| Status | In Progress |

Please refer to the relevant TGI documents contained in the "Reference Files" of this app for additional instruction.

## Index

| | |
|---|---|
| Was Duplicated | 0 |
| Planned Latitude | 32.2639757500 |
| Planned_Longitude | -111.0151870600 |
| Facility ID | 521 |
| Area ID | 1588 |
| Asset ID | 37747 |
| Work Order ID | 834 |
| Work Order Activity Detail ID | 44564 |
| Well or SW Asset | Well |
| Asset Subtype | Monitoring |

## General Information

| | |
|---|---|
| Select Project | Kinder Morgan, Silvercroft, Default Site |
| Client | Kinder Morgan |
| Facility Name | Silvercroft |
| Project Number | 30198741 |
| Area Name | Default Site |
| Location | W Silverbell Tree Dr. / N Silver Island Way, Tucson, AZ |
| Date | 2024-03-06 |
| Field Personnel | Sascha Arnold |
| NOTES AND DIRECTIONS | Also collect ferrous iron and sulfite in the field immediately after sample collection utilizing a Hach® DR820 spectrometer and a Hach® SU-5 Sulfite Test Kit |

## Scope of Work

| | |
|---|---|
| Location Type | Planned |
| Select Asset | MW-32S |
| Asset Name | MW-32S |
| Scope of Work | Q1 2024 GW Sampling, 2024-01-22, Groundwater Monitoring |
| Length Units | Imperial |
| Volume Units | Imperial |
| Work to be Performed at Location | Groundwater Sampling and Water Level Measurement |

Work to be Performed at Location: Gauging Only - well is to be gauged for potentiometric surface and not sampled as part of scope of work Gauging and GW Sampling - Well is gauged and sampled in the same record. Surface Water Sampling - Location is a surface water monitoring location Well Inspection Only - well is not gauged or sampled, only inspected

## Location Info

| | |
|---|---|
| Coordinate Source | Planned |

## Weather Conditions

| | |
|---|---|
| Fetch Weather | N/A |
| Weather | Cloudy |

## Well Details

| | |
|---|---|
| Detail Correction Required | No |
| Top of Screen (ft bgs) | 149.00 |
| Bottom of Screen (ft bgs) | 189.00 |
| Well Casing Material | |
| Measuring Point (mp) Description | Top of Outer Casing |
| Constructed Total Depth (ft bgs) | 190.00 |
| Enter Gauging Data | Yes |

## Water Elevation Details

| | |
|---|---|
| Gauging Equipment | Interface Probe |
| Gauging Date | 2024-02-28 |
| Gauging Time | 10:27 |

## Well Head Gas Reading

| | |
|---|---|
| Select Screening Parameters | None |
| Is water present? | Yes |
| Static Water Level | 162.78 |
| DTW QC Check | N/A |
| Product Present | No |
| Total Depth Recorded | No |
| Reason Total Depth Not Recorded | Nm |
| TD QC Check | TD is >3 ft from constructed measurement. Check in with PM/TM |
| Water Column | 27.22 |
| Sheen? | No |
| Odor? | No |
| Notes | Fe=0.01, Mn=2.8, sulfite=0.64-1.28 |
| Enter Evacuation Data | Yes |

## Evacuation Details

| | |
|---|---|
| Evacuation date | 2024-03-06 |
| Purge Method | Low Flow |

## No-Purge

| | |
|---|---|
| Type of No-Purge Equipment Used | |

## Retrieval Details

If anything has changed since deployment, please note these changes in the general comment section at the end of the form.

| | |
|---|---|
| Total Time Deployed (days) | Please enter all deployment and retrieval dates and times to calculate elapsed time. |

## Purge

| | |
|---|---|
| Type of Equipment Used - Purge | Submersible Pump |
| Pump Intake Depth | 170 |

| | |
|---|---|
| Purge Start Time | 10:34 |
| Enter Water Quality Parameters | Yes |

## Water Quality Parameters

| | |
|---|---|
| Water Quality Meter Make/Model | YSI 556 |
| Select the Parameters you want to measure below. | |
| Select Measured Parameters | pH, Specific Conductivity, Turbidity (NTU), Dissolved Oxygen (DO) (mg/L), Temperature (°C), Redox (ORP) (mV) |

## -10:34|DTW:159.99|pH: 7.66|SpCND: 0.916|TRB: 1.2|DO: 6.68|T: 21|ORP: -315

## Calculation Specific Fields

| | |
|---|---|
| Total Vol Purged L Only | 0 |
| Flow Rate L/min Only | 0.3 |
| Site ID, Well ID | Default Site, MW-32S |
| Reading Time | 10:34 |
| Minutes Elapsed between readings | 0 |
| Total Elapsed Minutes (during parameter readings) | 0 |
| Total Elapsed Minutes from Purge Start Time | 0 |

## Purge and Flow

| | |
|---|---|
| Flow Rate Units | mL/min |
| Flow Rate | 300 |
| Depth to Water | 159.99 |
| Theoretical Total Volume Purged | 0.0 |
| Total Volume Purged Units | gal |
| Total Volume Purged | 0 |

## Parameters

| | |
|---|---|
| pH | 7.66 |
| pH 2 decimals | 7.66 |
| Specific Conductivity Units | mS/cm$^{c}$ |
| Specific Conductivity | 0.916 |
| spec cond sig figs | 0.916 |
| Turbidity (NTU) | 1.2 |
| Turbidity reading outside range of meter? | No |
| turbidity sig figs | 1.2 |
| Dissolved Oxygen (DO) (mg/L) | 6.68 |
| DO 2 decimals | 6.68 |
| Temperature (°C) | 21 |
| temp 2 decimals | 21.00 |
| Redox (ORP) (mV) | -315 |
| orp 2 decimals | -315.00 |
| parameters | -10:34\|DTW:159.99\|pH: 7.66\|SpCND: 0.916\|TRB: 1.2\|DO: 6.68\|T: 21\|ORP: -315 |
| Stabilization Calculation | 1/3 Measurement intervals before stability can be calculated |
| Color | Clear |

| | |
|---|---|
| Notable Odors | No Odor |

Well is considered stabilized and ready for sample collection when the following is met for three consecutive readings collected at 3 to 5 minute intervals: -turbidity remains within 10% (or if three consecutive values are <5NTU) -specific conductance and temp remain within 3% -ORP within + or - 10 mV -DO within 10% (or if three consecutive values are <0.5 mg/L) -pH within 0.1 unit

## -10:39|DTW:159.99|pH: 7.66|SpCND: 0.896|TRB: 1.18|DO: 6.65|T: 22.85|ORP: -318

### Calculation Specific Fields

| | |
|---|---|
| Total Vol Purged L Only | 1.514164 |
| Flow Rate L/min Only | 0.3 |
| Site ID, Well ID | Default Site, MW-32S |
| Reading Time | 10:39 |
| Minutes Elapsed between readings | 5 |
| Total Elapsed Minutes (during parameter readings) | 5 |
| Total Elapsed Minutes from Purge Start Time | 5 |

### Purge and Flow

| | |
|---|---|
| Flow Rate Units | mL/min |
| Flow Rate | 300 |
| Depth to Water | 159.99 |
| Theoretical Total Volume Purged | 0.4 |
| Total Volume Purged Units | gal |
| Total Volume Purged | 0.4 |

### Parameters

| | |
|---|---|
| pH | 7.66 |
| pH 2 decimals | 7.66 |
| Specific Conductivity Units | mS/cm$^{c}$ |
| Specific Conductivity | 0.896 |
| spec cond sig figs | 0.896 |
| Turbidity (NTU) | 1.18 |
| Turbidity reading outside range of meter? | No |
| turbidity sig figs | 1.2 |
| Dissolved Oxygen (DO) (mg/L) | 6.65 |
| DO 2 decimals | 6.65 |
| Temperature (°C) | 22.85 |
| temp 2 decimals | 22.85 |
| Redox (ORP) (mV) | -318 |
| orp 2 decimals | -318.00 |
| parameters | -10:39\|DTW:159.99\|pH: 7.66\|SpCND: 0.896\|TRB: 1.18\|DO: 6.65\|T: 22.85\|ORP: -318 |
| Stabilization Calculation | 2/3 Measurement intervals before stability can be calculated |
| Color | Clear |
| Notable Odors | No Odor |

Well is considered stabilized and ready for sample collection when the following is met for three consecutive readings collected at 3 to 5 minute intervals: -turbidity remains within 10% (or if three consecutive values are <5NTU) -specific conductance and temp remain within 3% -ORP within + or - 10 mV -DO within 10% (or if three consecutive values are <0.5 mg/L) -pH within 0.1 unit

## -10:48|DTW:159.99|pH: 7.65|SpCND: 0.9|TRB: 1.04|DO: 6.48|T: 22.8|ORP: -327

### Calculation Specific Fields

| | |
|---|---|
| Total Vol Purged L Only | 4.163951 |
| Flow Rate L/min Only | 0.3 |
| Site ID, Well ID | Default Site, MW-32S |
| Reading Time | 10:48 |
| Minutes Elapsed between readings | 9 |
| Total Elapsed Minutes (during parameter readings) | 14 |
| Total Elapsed Minutes from Purge Start Time | 14 |

### Purge and Flow

| | |
|---|---|
| Flow Rate Units | mL/min |
| Flow Rate | 300 |
| Depth to Water | 159.99 |
| Theoretical Total Volume Purged | 1.11 |
| Total Volume Purged Units | gal |
| Total Volume Purged | 1.1 |

### Parameters

| | |
|---|---|
| pH | 7.65 |
| pH 2 decimals | 7.65 |
| Specific Conductivity Units | mS/cm[c] |
| Specific Conductivity | 0.9 |
| spec cond sig figs | 0.9 |
| Turbidity (NTU) | 1.04 |
| Turbidity reading outside range of meter? | No |
| turbidity sig figs | 1.0 |
| Dissolved Oxygen (DO) (mg/L) | 6.48 |
| DO 2 decimals | 6.48 |
| Temperature (°C) | 22.8 |
| temp 2 decimals | 22.80 |
| Redox (ORP) (mV) | -327 |
| orp 2 decimals | -327.00 |
| parameters | -10:48\|DTW:159.99\|pH: 7.65\|SpCND: 0.9\|TRB: 1.04\|DO: 6.48\|T: 22.8\|ORP: -327 |
| Stabilization Calculation | pH: ; SpCND: ; TRB: ; DO: ; T: ; ORP: ; Time Elapsed: 14 min<br>Parameters unstable -- Do not sample |
| Color | Clear |
| Notable Odors | No Odor |

Well is considered stabilized and ready for sample collection when the following is met for three consecutive readings collected at 3 to 5 minute intervals: -turbidity remains within 10% (or if three consecutive values are <5NTU) -specific conductance and temp remain within 3% -ORP within + or - 10 mV -DO within 10% (or if three consecutive values are <0.5 mg/L) -pH within 0.1 unit

## -11:03|DTW:159.99|pH: 7.65|SpCND: 0.899|TRB: 1.05|DO: 6.25|T: 22.7|ORP: -322

### Calculation Specific Fields

| | |
|---|---|
| Total Vol Purged L Only | 9.084984 |

| | |
|---|---|
| Flow Rate L/min Only | 0.3 |
| Site ID, Well ID | Default Site, MW-32S |
| Reading Time | 11:03 |
| Minutes Elapsed between readings | 15 |
| Total Elapsed Minutes (during parameter readings) | 29 |
| Total Elapsed Minutes from Purge Start Time | 29 |

## Purge and Flow

| | |
|---|---|
| Flow Rate Units | mL/min |
| Flow Rate | 300 |
| Depth to Water | 159.99 |
| Theoretical Total Volume Purged | 2.3 |
| Total Volume Purged Units | gal |
| Total Volume Purged | 2.4 |

## Parameters

| | |
|---|---|
| pH | 7.65 |
| pH 2 decimals | 7.65 |
| Specific Conductivity Units | mS/cm[c] |
| Specific Conductivity | 0.899 |
| spec cond sig figs | 0.899 |
| Turbidity (NTU) | 1.05 |
| Turbidity reading outside range of meter? | No |
| turbidity sig figs | 1.1 |
| Dissolved Oxygen (DO) (mg/L) | 6.25 |
| DO 2 decimals | 6.25 |
| Temperature (°C) | 22.7 |
| temp 2 decimals | 22.70 |
| Redox (ORP) (mV) | -322 |
| orp 2 decimals | -322.00 |
| parameters | -11:03\|DTW:159.99\|pH: 7.65\|SpCND: 0.899\|TRB: 1.05\|DO: 6.25\|T: 22.7\|ORP: -322 |
| Stabilization Calculation | pH: ; SpCND: ; TRB: ; DO: ; T: ; ORP: ; Time Elapsed: 29 min<br>All Parameters Stable -- Okay to sample |
| Color | Clear |
| Notable Odors | No Odor |

Well is considered stabilized and ready for sample collection when the following is met for three consecutive readings collected at 3 to 5 minute intervals: -turbidity remains within 10% (or if three consecutive values are <5NTU) -specific conductance and temp remain within 3% -ORP within + or - 10 mV -DO within 10% (or if three consecutive values are <0.5 mg/L) -pH within 0.1 unit

| | |
|---|---|
| Purge End Time (Before Sample Collection) | 11:07 |
| Theoretical Total Volume Purged | 2.3 |
| Total Purged | 2.4 |
| Did well go dry? | No |

## Well Dry

In order to view and enter sampling information below, you must measure DTW upon return and enter it in the field above.

## Sample Information

| | |
|---|---|
| Type of Equipment Used - Sample | Submersible Pump |
| Enter Inspection Data | No |

## Flow Measurements

## Mid-Section

### Segment 1

When depth > 2.5 ft, enter the average of 2 depth velocity readings.

### Segment 2

When depth > 2.5 ft, enter the average of 2 depth velocity readings.

### Segment 3

When depth > 2.5 ft, enter the average of 2 depth velocity readings.

### Segment 4

When depth > 2.5 ft, enter the average of 2 depth velocity readings.

### Segment 5

When depth > 2.5 ft, enter the average of 2 depth velocity readings.

### Segment 6

When depth > 2.5 ft, enter the average of 2 depth velocity readings.

### Segment 7

When depth > 2.5 ft, enter the average of 2 depth velocity readings.

### Segment 8

When depth > 2.5 ft, enter the average of 2 depth velocity readings.

### Segment 9

When depth > 2.5 ft, enter the average of 2 depth velocity readings.

### Segment 10

When depth > 2.5 ft, enter the average of 2 depth velocity readings.

### Segment 11

When depth > 2.5 ft, enter the average of 2 depth velocity readings.

### Segment 12

When depth > 2.5 ft, enter the average of 2 depth velocity readings.

### Segment 13

When depth > 2.5 ft, enter the average of 2 depth velocity readings.

### Segment 14

When depth > 2.5 ft, enter the average of 2 depth velocity readings.

## Segment 15

When depth > 2.5 ft, enter the average of 2 depth velocity readings.

## Segment 16

When depth > 2.5 ft, enter the average of 2 depth velocity readings.

## Segment 17

When depth > 2.5 ft, enter the average of 2 depth velocity readings.

## Segment 18

When depth > 2.5 ft, enter the average of 2 depth velocity readings.

## Segment 19

When depth > 2.5 ft, enter the average of 2 depth velocity readings.

## Segment 20

When depth > 2.5 ft, enter the average of 2 depth velocity readings.

## Segment 21

When depth > 2.5 ft, enter the average of 2 depth velocity readings.

## Segment 22

When depth > 2.5 ft, enter the average of 2 depth velocity readings.

## Segment 23

When depth > 2.5 ft, enter the average of 2 depth velocity readings.

## Segment 24

When depth > 2.5 ft, enter the average of 2 depth velocity readings.

## Segment 25

When depth > 2.5 ft, enter the average of 2 depth velocity readings.

## Segment 26

When depth > 2.5 ft, enter the average of 2 depth velocity readings.

## Segment 27

When depth > 2.5 ft, enter the average of 2 depth velocity readings.

## Segment 28

When depth > 2.5 ft, enter the average of 2 depth velocity readings.

## Segment 29

When depth > 2.5 ft, enter the average of 2 depth velocity readings.

## Segment 30

When depth > 2.5 ft, enter the average of 2 depth velocity readings.

## Close Out

| | |
|---|---|
| Scope of Work Status | In Progress |

| | |
|---|---|
| General Comments | None |

## Kinder Morgan, R-067A, 2024-03-13

| | |
|---|---|
| Project | Kinder Morgan_Silvercroft_E2E |
| Created | 2024-03-13 10:30:33 MST by Sascha Arnold |
| Updated | 2024-03-13 12:07:33 MST by Sascha Arnold |
| Location | , |
| Status | In Progress |

Please refer to the relevant TGI documents contained in the "Reference Files" of this app for additional instruction.

## Index

| | |
|---|---|
| Was Duplicated | 0 |
| Planned Latitude | 32.2630838700 |
| Planned_Longitude | -111.0131096000 |
| Facility ID | 521 |
| Area ID | 1588 |
| Asset ID | 37736 |
| Work Order ID | 834 |
| Work Order Activity Detail ID | 44553 |
| Well or SW Asset | Well |
| Asset Subtype | Monitoring |

## General Information

| | |
|---|---|
| Select Project | Kinder Morgan, Silvercroft, Default Site |
| Client | Kinder Morgan |
| Facility Name | Silvercroft |
| Project Number | 30198741 |
| Area Name | Default Site |
| Location | W Silverbell Tree Dr. / N Silver Island Way, Tucson, AZ |
| Date | 2024-03-13 |
| Field Personnel | Sascha Arnold |
| NOTES AND DIRECTIONS | Also collect ferrous iron and sulfite in the field immediately after sample collection utilizing a Hach® DR820 spectrometer and a Hach® SU-5 Sulfite Test Kit |

## Scope of Work

| | |
|---|---|
| Location Type | Planned |
| Select Asset | R-067A |
| Asset Name | R-067A |
| Scope of Work | Q1 2024 GW Sampling, 2024-01-22, Groundwater Monitoring |
| Length Units | Imperial |
| Volume Units | Imperial |
| Work to be Performed at Location | Groundwater Sampling and Water Level Measurement |

Work to be Performed at Location: Gauging Only - well is to be gauged for potentiometric surface and not sampled as part of scope of work Gauging and GW Sampling - Well is gauged and sampled in the same record. Surface Water Sampling - Location is a surface water monitoring location Well Inspection Only - well is not gauged or sampled, only inspected

## Location Info

| | |
|---|---|
| Coordinate Source | Planned |

## Weather Conditions

| | |
|---|---|
| Fetch Weather | N/A |
| Weather | Sunny, warm |

## Well Details

| | |
|---|---|
| Detail Correction Required | No |
| Top of Screen (ft bgs) | 85.00 |
| Bottom of Screen (ft bgs) | 190.00 |
| Well Casing Material | |
| Measuring Point (mp) Description | Top of Outer Casing |
| Constructed Total Depth (ft bgs) | 189.80 |
| Enter Gauging Data | Yes |

## Water Elevation Details

| | |
|---|---|
| Gauging Equipment | Interface Probe |
| Gauging Date | 2024-02-28 |
| Gauging Time | 12:07 |

## Well Head Gas Reading

| | |
|---|---|
| Select Screening Parameters | None |
| Is water present? | Yes |
| Static Water Level | 169.24 |
| DTW QC Check | N/A |
| Total Depth Recorded | No |
| Reason Total Depth Not Recorded | Na |
| TD QC Check | TD is >3 ft from constructed measurement. Check in with PM/TM |
| Water Column | 20.56 |
| Sheen? | No |
| Odor? | No |
| Enter Evacuation Data | Yes |

## Evacuation Details

| | |
|---|---|
| Evacuation date | 2024-03-13 |
| Purge Method | Low Flow |

## No-Purge

| | |
|---|---|
| Type of No-Purge Equipment Used | |

## Retrieval Details

If anything has changed since deployment, please note these changes in the general comment section at the end of the form.

| | |
|---|---|
| Total Time Deployed (days) | Please enter all deployment and retrieval dates and times to calculate elapsed time. |

## Purge

| | |
|---|---|
| Type of Equipment Used - Purge | Submersible Pump |
| Pump Intake Depth | 169.24 |
| Purge Start Time | 11:05 |
| Enter Water Quality Parameters | Yes |

## Water Quality Parameters

| | |
|---|---|
| Water Quality Meter Make/Model | YSI 556 |
| Select the Parameters you want to measure below. | |
| Select Measured Parameters | pH, Specific Conductivity, Turbidity (NTU), Dissolved Oxygen (DO) (mg/L), Temperature (°C), Redox (ORP) (mV) |

## -11:05|DTW:169.24|pH: 7.47|SpCND: 1.32|TRB: 2.42|DO: 5.46|T: 22.8|ORP: -405

## Calculation Specific Fields

| | |
|---|---|
| Total Vol Purged L Only | 0.0005 |
| Flow Rate L/min Only | 0.3 |
| Site ID, Well ID | Default Site, R-067A |
| Reading Time | 11:05 |
| Minutes Elapsed between readings | 0 |
| Total Elapsed Minutes (during parameter readings) | 0 |
| Total Elapsed Minutes from Purge Start Time | 0 |

## Purge and Flow

| | |
|---|---|
| Flow Rate Units | mL/min |
| Flow Rate | 300 |
| Depth to Water | 169.24 |
| Theoretical Total Volume Purged | 0.0 |
| Total Volume Purged Units | mL |
| Total Volume Purged | 0.5 |

## Parameters

| | |
|---|---|
| pH | 7.47 |
| pH 2 decimals | 7.47 |
| Specific Conductivity Units | mS/cm$^{c}$ |
| Specific Conductivity | 1.32 |
| spec cond sig figs | 1.32 |
| Turbidity (NTU) | 2.42 |
| Turbidity reading outside range of meter? | No |
| turbidity sig figs | 2.4 |
| Dissolved Oxygen (DO) (mg/L) | 5.46 |
| DO 2 decimals | 5.46 |
| Temperature (°C) | 22.8 |
| temp 2 decimals | 22.80 |
| Redox (ORP) (mV) | -405 |
| orp 2 decimals | -405.00 |
| parameters | -11:05\|DTW:169.24\|pH: 7.47\|SpCND: 1.32\|TRB: 2.42\|DO: 5.46\|T: 22.8\|ORP: -405 |
| Stabilization Calculation | 1/3 Measurement intervals before stability can be calculated |
| Color | Clear |
| Notable Odors | No Odor |

Well is considered stabilized and ready for sample collection when the following is met for three consecutive readings collected at 3 to 5 minute intervals: -turbidity remains within 10% (or if three consecutive values are <5NTU) -specific conductance and temp remain within 3% -ORP within + or - 10 mV -DO within 10% (or if three consecutive values are <0.5 mg/L) -pH within 0.1 unit

## -11:10|DTW:169.24|pH: 7.11|SpCND: 1.298|TRB: 2.41|DO: 4.32|T: 24.65|ORP: -407.4

### Calculation Specific Fields

| | |
|---|---|
| Total Vol Purged L Only | 0.0005 |
| Flow Rate L/min Only | 0.3 |
| Site ID, Well ID | Default Site, R-067A |
| Reading Time | 11:10 |
| Minutes Elapsed between readings | 5 |
| Total Elapsed Minutes (during parameter readings) | 5 |
| Total Elapsed Minutes from Purge Start Time | 5 |

### Purge and Flow

| | |
|---|---|
| Flow Rate Units | mL/min |
| Flow Rate | 300 |
| Depth to Water | 169.24 |
| Theoretical Total Volume Purged | 0.4 |
| Total Volume Purged Units | mL |
| Total Volume Purged | 0.5 |

### Parameters

| | |
|---|---|
| pH | 7.11 |
| pH 2 decimals | 7.11 |
| Specific Conductivity Units | mS/cm$^{c}$ |
| Specific Conductivity | 1.298 |
| spec cond sig figs | 1.298 |
| Turbidity (NTU) | 2.41 |
| Turbidity reading outside range of meter? | No |
| turbidity sig figs | 2.4 |
| Dissolved Oxygen (DO) (mg/L) | 4.32 |
| DO 2 decimals | 4.32 |
| Temperature (°C) | 24.65 |
| temp 2 decimals | 24.65 |
| Redox (ORP) (mV) | -407.4 |
| orp 2 decimals | -407.40 |
| parameters | -11:10\|DTW:169.24\|pH: 7.11\|SpCND: 1.298\|TRB: 2.41\|DO: 4.32\|T: 24.65\|ORP: -407.4 |
| Stabilization Calculation | 2/3 Measurement intervals before stability can be calculated |
| Color | Clear |
| Notable Odors | No Odor |

Well is considered stabilized and ready for sample collection when the following is met for three consecutive readings collected at 3 to 5 minute intervals: -turbidity remains within 10% (or if three consecutive values are <5NTU) -specific conductance and temp remain within 3% -ORP within + or - 10 mV -DO within 10% (or if three consecutive values are <0.5 mg/L) -pH within 0.1 unit

## -11:15|DTW:169.24|pH: 7.02|SpCND: 1.299|TRB: 2.41|DO: 2.81|T: 25.92|ORP: -409.2

## Calculation Specific Fields

| | |
|---|---|
| Total Vol Purged L Only | 0.0005 |
| Flow Rate L/min Only | 0.3 |
| Site ID, Well ID | Default Site, R-067A |
| Reading Time | 11:15 |
| Minutes Elapsed between readings | 5 |
| Total Elapsed Minutes (during parameter readings) | 10 |
| Total Elapsed Minutes from Purge Start Time | 10 |

## Purge and Flow

| | |
|---|---|
| Flow Rate Units | mL/min |
| Flow Rate | 300 |
| Depth to Water | 169.24 |
| Theoretical Total Volume Purged | 0.8 |
| Total Volume Purged Units | mL |
| Total Volume Purged | 0.5 |

## Parameters

| | |
|---|---|
| pH | 7.02 |
| pH 2 decimals | 7.02 |
| Specific Conductivity Units | mS/cm[c] |
| Specific Conductivity | 1.299 |
| spec cond sig figs | 1.299 |
| Turbidity (NTU) | 2.41 |
| Turbidity reading outside range of meter? | No |
| turbidity sig figs | 2.4 |
| Dissolved Oxygen (DO) (mg/L) | 2.81 |
| DO 2 decimals | 2.81 |
| Temperature (°C) | 25.92 |
| temp 2 decimals | 25.92 |
| Redox (ORP) (mV) | -409.2 |
| orp 2 decimals | -409.20 |
| parameters | -11:15\|DTW:169.24\|pH: 7.02\|SpCND: 1.299\|TRB: 2.41\|DO: 2.81\|T: 25.92\|ORP: -409.2 |
| Stabilization Calculation | pH: ; SpCND: ; TRB: ; DO: ; T: ; ORP: ; Time Elapsed: 10 min<br>Parameters unstable -- Do not sample |
| Color | Clear |
| Notable Odors | No Odor |

Well is considered stabilized and ready for sample collection when the following is met for three consecutive readings collected at 3 to 5 minute intervals: -turbidity remains within 10% (or if three consecutive values are <5NTU) -specific conductance and temp remain within 3% -ORP within + or - 10 mV -DO within 10% (or if three consecutive values are <0.5 mg/L) -pH within 0.1 unit

## -11:20|DTW:169.24|pH: 7|SpCND: 1.296|TRB: 2.41|DO: 1.9|T: 26.72|ORP: -410.2

## Calculation Specific Fields

| | |
|---|---|
| Total Vol Purged L Only | 0.0005 |
| Flow Rate L/min Only | 0.3 |

| | |
|---|---|
| Site ID, Well ID | Default Site, R-067A |
| Reading Time | 11:20 |
| Minutes Elapsed between readings | 5 |
| Total Elapsed Minutes (during parameter readings) | 15 |
| Total Elapsed Minutes from Purge Start Time | 15 |

## Purge and Flow

| | |
|---|---|
| Flow Rate Units | mL/min |
| Flow Rate | 300 |
| Depth to Water | 169.24 |
| Theoretical Total Volume Purged | 1.2 |
| Total Volume Purged Units | mL |
| Total Volume Purged | 0.5 |

## Parameters

| | |
|---|---|
| pH | 7 |
| pH 2 decimals | 7.00 |
| Specific Conductivity Units | mS/cm$^{c}$ |
| Specific Conductivity | 1.296 |
| spec cond sig figs | 1.296 |
| Turbidity (NTU) | 2.41 |
| Turbidity reading outside range of meter? | No |
| turbidity sig figs | 2.4 |
| Dissolved Oxygen (DO) (mg/L) | 1.9 |
| DO 2 decimals | 1.90 |
| Temperature (°C) | 26.72 |
| temp 2 decimals | 26.72 |
| Redox (ORP) (mV) | -410.2 |
| orp 2 decimals | -410.20 |
| parameters | -11:20\|DTW:169.24\|pH: 7\|SpCND: 1.296\|TRB: 2.41\|DO: 1.9\|T: 26.72\|ORP: -410.2 |
| Stabilization Calculation | pH: ; SpCND: ; TRB: ; DO: ; T: ; ORP: ; Time Elapsed: 15 min<br>Parameters unstable -- Do not sample |
| Color | Clear |
| Notable Odors | No Odor |

Well is considered stabilized and ready for sample collection when the following is met for three consecutive readings collected at 3 to 5 minute intervals: -turbidity remains within 10% (or if three consecutive values are <5NTU) -specific conductance and temp remain within 3% -ORP within + or - 10 mV -DO within 10% (or if three consecutive values are <0.5 mg/L) -pH within 0.1 unit

## -11:25|DTW:169.24|pH: 7.01|SpCND: 1.288|TRB: 2.41|DO: 1.94|T: 27.99|ORP: -412.1

## Calculation Specific Fields

| | |
|---|---|
| Total Vol Purged L Only | 0.0005 |
| Flow Rate L/min Only | 0.3 |
| Site ID, Well ID | Default Site, R-067A |
| Reading Time | 11:25 |
| Minutes Elapsed between readings | 5 |

| | |
|---|---|
| Total Elapsed Minutes (during parameter readings) | 20 |
| Total Elapsed Minutes from Purge Start Time | 20 |

## Purge and Flow

| | |
|---|---|
| Flow Rate Units | mL/min |
| Flow Rate | 300 |
| Depth to Water | 169.24 |
| Theoretical Total Volume Purged | 1.6 |
| Total Volume Purged Units | mL |
| Total Volume Purged | 0.5 |

## Parameters

| | |
|---|---|
| pH | 7.01 |
| pH 2 decimals | 7.01 |
| Specific Conductivity Units | mS/cm[c] |
| Specific Conductivity | 1.288 |
| spec cond sig figs | 1.288 |
| Turbidity (NTU) | 2.41 |
| Turbidity reading outside range of meter? | No |
| turbidity sig figs | 2.4 |
| Dissolved Oxygen (DO) (mg/L) | 1.94 |
| DO 2 decimals | 1.94 |
| Temperature (°C) | 27.99 |
| temp 2 decimals | 27.99 |
| Redox (ORP) (mV) | -412.1 |
| orp 2 decimals | -412.10 |
| parameters | □-11:25\|DTW:169.24\|pH: 7.01\|SpCND: 1.288\|TRB: 2.41\|DO: 1.94\|T: 27.99\|ORP: -412.1 |
| Stabilization Calculation | pH: □; SpCND: □; TRB: □; DO: □; T: □; ORP: □; Time Elapsed: 20 min<br>Parameters unstable -- Do not sample |
| Color | Clear |
| Notable Odors | No Odor |

Well is considered stabilized and ready for sample collection when the following is met for three consecutive readings collected at 3 to 5 minute intervals: -turbidity remains within 10% (or if three consecutive values are <5NTU) -specific conductance and temp remain within 3% -ORP within + or - 10 mV -DO within 10% (or if three consecutive values are <0.5 mg/L) -pH within 0.1 unit

## □-11:30|DTW:169.24|pH: 7.01|SpCND: 1.288|TRB: 2.41|DO: 1.92|T: 27.95|ORP: -412.1

## Calculation Specific Fields

| | |
|---|---|
| Total Vol Purged L Only | 0.0005 |
| Flow Rate L/min Only | 0.3 |
| Site ID, Well ID | Default Site, R-067A |
| Reading Time | 11:30 |
| Minutes Elapsed between readings | 5 |
| Total Elapsed Minutes (during parameter readings) | 25 |
| Total Elapsed Minutes from Purge Start Time | 25 |

## Purge and Flow

| | |
|---|---|
| Flow Rate Units | mL/min |
| Flow Rate | 300 |
| Depth to Water | 169.24 |
| Theoretical Total Volume Purged | 2.0 |
| Total Volume Purged Units | mL |
| Total Volume Purged | 0.5 |

## Parameters

| | |
|---|---|
| pH | 7.01 |
| pH 2 decimals | 7.01 |
| Specific Conductivity Units | mS/cm[c] |
| Specific Conductivity | 1.288 |
| spec cond sig figs | 1.288 |
| Turbidity (NTU) | 2.41 |
| Turbidity reading outside range of meter? | No |
| turbidity sig figs | 2.4 |
| Dissolved Oxygen (DO) (mg/L) | 1.92 |
| DO 2 decimals | 1.92 |
| Temperature (°C) | 27.95 |
| temp 2 decimals | 27.95 |
| Redox (ORP) (mV) | -412.1 |
| orp 2 decimals | -412.10 |
| parameters | -11:30\|DTW:169.24\|pH: 7.01\|SpCND: 1.288\|TRB: 2.41\|DO: 1.92\|T: 27.95\|ORP: -412.1 |
| Stabilization Calculation | pH: ; SpCND: ; TRB: ; DO: ; T: ; ORP: ; Time Elapsed: 25 min<br>Parameters unstable -- Do not sample |
| Color | Clear |
| Notable Odors | No Odor |

Well is considered stabilized and ready for sample collection when the following is met for three consecutive readings collected at 3 to 5 minute intervals: -turbidity remains within 10% (or if three consecutive values are <5NTU) -specific conductance and temp remain within 3% -ORP within + or - 10 mV -DO within 10% (or if three consecutive values are <0.5 mg/L) -pH within 0.1 unit

## -11:35|DTW:196.24|pH: 7.01|SpCND: 1.288|TRB: 2.41|DO: 1.94|T: 27.98|ORP: -412.2

## Calculation Specific Fields

| | |
|---|---|
| Total Vol Purged L Only | 0.0005 |
| Flow Rate L/min Only | 0.3 |
| Site ID, Well ID | Default Site, R-067A |
| Reading Time | 11:35 |
| Minutes Elapsed between readings | 5 |
| Total Elapsed Minutes (during parameter readings) | 30 |
| Total Elapsed Minutes from Purge Start Time | 30 |

## Purge and Flow

| | |
|---|---|
| Flow Rate Units | mL/min |
| Flow Rate | 300 |
| Depth to Water | 196.24 |

| | |
|---|---|
| Theoretical Total Volume Purged | 2.4 |
| Total Volume Purged Units | mL |
| Total Volume Purged | 0.5 |

## Parameters

| | |
|---|---|
| pH | 7.01 |
| pH 2 decimals | 7.01 |
| Specific Conductivity Units | mS/cm$^{c}$ |
| Specific Conductivity | 1.288 |
| spec cond sig figs | 1.288 |
| Turbidity (NTU) | 2.41 |
| Turbidity reading outside range of meter? | No |
| turbidity sig figs | 2.4 |
| Dissolved Oxygen (DO) (mg/L) | 1.94 |
| DO 2 decimals | 1.94 |
| Temperature (°C) | 27.98 |
| temp 2 decimals | 27.98 |
| Redox (ORP) (mV) | -412.2 |
| orp 2 decimals | -412.20 |
| parameters | □-11:35\|DTW:196.24\|pH: 7.01\|SpCND: 1.288\|TRB: 2.41\|DO: 1.94\|T: 27.98\|ORP: -412.2 |
| Stabilization Calculation | pH: □; SpCND: □; TRB: □; DO: □; T: □; ORP: □; Time Elapsed: 30 min<br>All Parameters Stable -- Okay to sample |
| Color | Clear |
| Notable Odors | No Odor |

Well is considered stabilized and ready for sample collection when the following is met for three consecutive readings collected at 3 to 5 minute intervals: -turbidity remains within 10% (or if three consecutive values are <5NTU) -specific conductance and temp remain within 3% -ORP within + or - 10 mV -DO within 10% (or if three consecutive values are <0.5 mg/L) -pH within 0.1 unit

| | |
|---|---|
| Purge End Time (Before Sample Collection) | 11:35 |
| Theoretical Total Volume Purged | 2.4 |
| Total Purged | 0.5 |
| Did well go dry? | No |

## Well Dry

In order to view and enter sampling information below, you must measure DTW upon return and enter it in the field above.

## Sample Information

| | |
|---|---|
| Type of Equipment Used - Sample | Submersible Pump |

## Flow Measurements

## Mid-Section

## Segment 1

When depth > 2.5 ft, enter the average of 2 depth velocity readings.

## Segment 2

When depth > 2.5 ft, enter the average of 2 depth velocity readings.

## Segment 3

When depth > 2.5 ft, enter the average of 2 depth velocity readings.

## Segment 4

When depth > 2.5 ft, enter the average of 2 depth velocity readings.

## Segment 5

When depth > 2.5 ft, enter the average of 2 depth velocity readings.

## Segment 6

When depth > 2.5 ft, enter the average of 2 depth velocity readings.

## Segment 7

When depth > 2.5 ft, enter the average of 2 depth velocity readings.

## Segment 8

When depth > 2.5 ft, enter the average of 2 depth velocity readings.

## Segment 9

When depth > 2.5 ft, enter the average of 2 depth velocity readings.

## Segment 10

When depth > 2.5 ft, enter the average of 2 depth velocity readings.

## Segment 11

When depth > 2.5 ft, enter the average of 2 depth velocity readings.

## Segment 12

When depth > 2.5 ft, enter the average of 2 depth velocity readings.

## Segment 13

When depth > 2.5 ft, enter the average of 2 depth velocity readings.

## Segment 14

When depth > 2.5 ft, enter the average of 2 depth velocity readings.

## Segment 15

When depth > 2.5 ft, enter the average of 2 depth velocity readings.

## Segment 16

When depth > 2.5 ft, enter the average of 2 depth velocity readings.

## Segment 17

When depth > 2.5 ft, enter the average of 2 depth velocity readings.

## Segment 18

When depth > 2.5 ft, enter the average of 2 depth velocity readings.

## Segment 19

When depth > 2.5 ft, enter the average of 2 depth velocity readings.

## Segment 20

When depth > 2.5 ft, enter the average of 2 depth velocity readings.

## Segment 21

When depth > 2.5 ft, enter the average of 2 depth velocity readings.

## Segment 22

When depth > 2.5 ft, enter the average of 2 depth velocity readings.

## Segment 23

When depth > 2.5 ft, enter the average of 2 depth velocity readings.

## Segment 24

When depth > 2.5 ft, enter the average of 2 depth velocity readings.

## Segment 25

When depth > 2.5 ft, enter the average of 2 depth velocity readings.

## Segment 26

When depth > 2.5 ft, enter the average of 2 depth velocity readings.

## Segment 27

When depth > 2.5 ft, enter the average of 2 depth velocity readings.

## Segment 28

When depth > 2.5 ft, enter the average of 2 depth velocity readings.

## Segment 29

When depth > 2.5 ft, enter the average of 2 depth velocity readings.

## Segment 30

When depth > 2.5 ft, enter the average of 2 depth velocity readings.

## Close Out

| | |
|---|---|
| Scope of Work Status | In Progress |
| General Comments | None |

## Kinder Morgan, R-079A, 2024-03-06

| | |
|---|---|
| Project | Kinder Morgan_Silvercroft_E2E |
| Created | 2024-03-06 14:10:31 MST by Sascha Arnold |
| Updated | 2024-03-06 14:33:01 MST by Sascha Arnold |
| Location | , |
| Status | In Progress |

Please refer to the relevant TGI documents contained in the "Reference Files" of this app for additional instruction.

## Index

| | |
|---|---|
| Was Duplicated | 0 |
| Planned Latitude | 32.2660423900 |
| Planned_Longitude | -111.0141314200 |
| Facility ID | 521 |
| Area ID | 1588 |
| Asset ID | 37737 |
| Work Order ID | 834 |
| Work Order Activity Detail ID | 44554 |
| Well or SW Asset | Well |
| Asset Subtype | Monitoring |

## General Information

| | |
|---|---|
| Select Project | Kinder Morgan, Silvercroft, Default Site |
| Client | Kinder Morgan |
| Facility Name | Silvercroft |
| Project Number | 30198741 |
| Area Name | Default Site |
| Location | W Silverbell Tree Dr. / N Silver Island Way, Tucson, AZ |
| Date | 2024-03-06 |
| Field Personnel | Sascha Arnold |
| NOTES AND DIRECTIONS | Also collect ferrous iron and sulfite in the field immediately after sample collection utilizing a Hach® DR820 spectrometer and a Hach® SU-5 Sulfite Test Kit |

## Scope of Work

| | |
|---|---|
| Location Type | Planned |
| Select Asset | R-079A |
| Asset Name | R-079A |
| Scope of Work | Q1 2024 GW Sampling, 2024-01-22, Groundwater Monitoring |
| Length Units | Imperial |
| Volume Units | Imperial |
| Work to be Performed at Location | Groundwater Sampling and Water Level Measurement |

Work to be Performed at Location: Gauging Only - well is to be gauged for potentiometric surface and not sampled as part of scope of work Gauging and GW Sampling - Well is gauged and sampled in the same record. Surface Water Sampling - Location is a surface water monitoring location Well Inspection Only - well is not gauged or sampled, only inspected

## Location Info

| | |
|---|---|
| Coordinate Source | Planned |

## Weather Conditions

| | |
|---|---|
| Fetch Weather | N/A |
| Weather | Cloudy |

## Well Details

| | |
|---|---|
| Detail Correction Required | No |
| Well Casing Material | |
| Measuring Point (mp) Description | Top of Outer Casing |
| Enter Gauging Data | Yes |

## Water Elevation Details

| | |
|---|---|
| Gauging Equipment | Interface Probe |
| Gauging Date | 2024-02-28 |
| Gauging Time | 14:10 |

## Well Head Gas Reading

| | |
|---|---|
| Select Screening Parameters | None |
| Is water present? | Yes |
| Static Water Level | 155.77 |
| DTW QC Check | N/A |
| Product Present | No |
| Total Depth Recorded | No |
| Reason Total Depth Not Recorded | Nm |
| TD QC Check | N/A |
| Sheen? | No |
| Odor? | No |
| Notes | Fe=0.0, Mn=2.1, sulfite=0.64-1.28 |
| Enter Evacuation Data | Yes |

## Evacuation Details

| | |
|---|---|
| Evacuation date | 2024-03-06 |
| Purge Method | Low Flow |

## No-Purge

| | |
|---|---|
| Type of No-Purge Equipment Used | |

## Retrieval Details

If anything has changed since deployment, please note these changes in the general comment section at the end of the form.

| | |
|---|---|
| Total Time Deployed (days) | Please enter all deployment and retrieval dates and times to calculate elapsed time. |

## Purge

| | |
|---|---|
| Type of Equipment Used - Purge | Submersible Pump |
| Pump Intake Depth | 161 |
| Purge Start Time | 14:12 |
| Enter Water Quality Parameters | Yes |

## Water Quality Parameters

| | |
|---|---|
| Water Quality Meter Make/Model | YSI 556 |
| Select the Parameters you want to measure below. | |
| Select Measured Parameters | pH, Specific Conductivity, Turbidity (NTU), Dissolved Oxygen (DO) (mg/L), Temperature (°C), Redox (ORP) (mV) |

## -14:12|DTW:155.77|pH: 6.74|SpCND: 1.108|TRB: 1.08|DO: 6.03|T: 23.88|ORP: -347

## Calculation Specific Fields

| | |
|---|---|
| Total Vol Purged L Only | 0 |
| Flow Rate L/min Only | 0.3 |
| Site ID, Well ID | Default Site, R-079A |
| Reading Time | 14:12 |
| Minutes Elapsed between readings | 0 |
| Total Elapsed Minutes (during parameter readings) | 0 |
| Total Elapsed Minutes from Purge Start Time | 0 |

## Purge and Flow

| | |
|---|---|
| Flow Rate Units | mL/min |
| Flow Rate | 300 |
| Depth to Water | 155.77 |
| Theoretical Total Volume Purged | 0.0 |
| Total Volume Purged Units | mL |
| Total Volume Purged | 0 |

## Parameters

| | |
|---|---|
| pH | 6.74 |
| pH 2 decimals | 6.74 |
| Specific Conductivity Units | mS/cm$^{c}$ |
| Specific Conductivity | 1.108 |
| spec cond sig figs | 1.108 |
| Turbidity (NTU) | 1.08 |
| Turbidity reading outside range of meter? | No |
| turbidity sig figs | 1.1 |
| Dissolved Oxygen (DO) (mg/L) | 6.03 |
| DO 2 decimals | 6.03 |
| Temperature (°C) | 23.88 |
| temp 2 decimals | 23.88 |
| Redox (ORP) (mV) | -347 |
| orp 2 decimals | -347.00 |
| parameters | -14:12\|DTW:155.77\|pH: 6.74\|SpCND: 1.108\|TRB: 1.08\|DO: 6.03\|T: 23.88\|ORP: -347 |
| Stabilization Calculation | 1/3 Measurement intervals before stability can be calculated |
| Color | Clear |
| Notable Odors | No Odor |

Well is considered stabilized and ready for sample collection when the following is met for three consecutive readings collected at 3 to 5 minute intervals: -turbidity remains within 10% (or if three consecutive values are <5NTU) -specific conductance and temp remain within 3% -ORP within + or - 10 mV -DO within 10% (or if three consecutive values are <0.5 mg/L) -pH within 0.1 unit

## -14:22|DTW:155.77|pH: 6.7|SpCND: 1.112|TRB: 1.07|DO: 4.65|T: 23.99|ORP: -348

### Calculation Specific Fields

| | |
|---|---|
| Total Vol Purged L Only | 0.0008 |
| Flow Rate L/min Only | 0.3 |
| Site ID, Well ID | Default Site, R-079A |
| Reading Time | 14:22 |
| Minutes Elapsed between readings | 10 |
| Total Elapsed Minutes (during parameter readings) | 10 |
| Total Elapsed Minutes from Purge Start Time | 10 |

### Purge and Flow

| | |
|---|---|
| Flow Rate Units | mL/min |
| Flow Rate | 300 |
| Depth to Water | 155.77 |
| Theoretical Total Volume Purged | 0.79 |
| Total Volume Purged Units | mL |
| Total Volume Purged | 0.8 |

### Parameters

| | |
|---|---|
| pH | 6.7 |
| pH 2 decimals | 6.70 |
| Specific Conductivity Units | mS/cm[c] |
| Specific Conductivity | 1.112 |
| spec cond sig figs | 1.112 |
| Turbidity (NTU) | 1.07 |
| Turbidity reading outside range of meter? | No |
| turbidity sig figs | 1.1 |
| Dissolved Oxygen (DO) (mg/L) | 4.65 |
| DO 2 decimals | 4.65 |
| Temperature (°C) | 23.99 |
| temp 2 decimals | 23.99 |
| Redox (ORP) (mV) | -348 |
| orp 2 decimals | -348.00 |
| parameters | -14:22\|DTW:155.77\|pH: 6.7\|SpCND: 1.112\|TRB: 1.07\|DO: 4.65\|T: 23.99\|ORP: -348 |
| Stabilization Calculation | 2/3 Measurement intervals before stability can be calculated |
| Color | Clear |
| Notable Odors | No Odor |

Well is considered stabilized and ready for sample collection when the following is met for three consecutive readings collected at 3 to 5 minute intervals: -turbidity remains within 10% (or if three consecutive values are <5NTU) -specific conductance and temp remain within 3% -ORP within + or - 10 mV -DO within 10% (or if three consecutive values are <0.5 mg/L) -pH within 0.1 unit

## -14:27|DTW:155.77|pH: 6.66|SpCND: 1.112|TRB: 1.2|DO: 4.7|T: 24.03|ORP: -352

### Calculation Specific Fields

| | |
|---|---|
| Total Vol Purged L Only | 0.0012 |

| | |
|---|---|
| Flow Rate L/min Only | 0.3 |
| Site ID, Well ID | Default Site, R-079A |
| Reading Time | 14:27 |
| Minutes Elapsed between readings | 5 |
| Total Elapsed Minutes (during parameter readings) | 15 |
| Total Elapsed Minutes from Purge Start Time | 15 |

## Purge and Flow

| | |
|---|---|
| Flow Rate Units | mL/min |
| Flow Rate | 300 |
| Depth to Water | 155.77 |
| Theoretical Total Volume Purged | 1.19 |
| Total Volume Purged Units | mL |
| Total Volume Purged | 1.2 |

## Parameters

| | |
|---|---|
| pH | 6.66 |
| pH 2 decimals | 6.66 |
| Specific Conductivity Units | mS/cm[c] |
| Specific Conductivity | 1.112 |
| spec cond sig figs | 1.112 |
| Turbidity (NTU) | 1.2 |
| Turbidity reading outside range of meter? | No |
| turbidity sig figs | 1.2 |
| Dissolved Oxygen (DO) (mg/L) | 4.7 |
| DO 2 decimals | 4.70 |
| Temperature (°C) | 24.03 |
| temp 2 decimals | 24.03 |
| Redox (ORP) (mV) | -352 |
| orp 2 decimals | -352.00 |
| parameters | -14:27\|DTW:155.77\|pH: 6.66\|SpCND: 1.112\|TRB: 1.2\|DO: 4.7\|T: 24.03\|ORP: -352 |
| Stabilization Calculation | pH: ; SpCND: ; TRB: ; DO: ; T: ; ORP: ; Time Elapsed: 15 min<br>Parameters unstable -- Do not sample |
| Color | Clear |
| Notable Odors | No Odor |

Well is considered stabilized and ready for sample collection when the following is met for three consecutive readings collected at 3 to 5 minute intervals: -turbidity remains within 10% (or if three consecutive values are <5NTU) -specific conductance and temp remain within 3% -ORP within + or - 10 mV -DO within 10% (or if three consecutive values are <0.5 mg/L) -pH within 0.1 unit

## -14:31|DTW:155.77|pH: 6.64|SpCND: 1.118|TRB: 1.06|DO: 4.34|T: 24.32|ORP: -356

## Calculation Specific Fields

| | |
|---|---|
| Total Vol Purged L Only | 0.0016 |
| Flow Rate L/min Only | 0.3 |
| Site ID, Well ID | Default Site, R-079A |
| Reading Time | 14:31 |

| | |
|---|---|
| Minutes Elapsed between readings | 4 |
| Total Elapsed Minutes (during parameter readings) | 19 |
| Total Elapsed Minutes from Purge Start Time | 19 |

## Purge and Flow

| | |
|---|---|
| Flow Rate Units | mL/min |
| Flow Rate | 300 |
| Depth to Water | 155.77 |
| Theoretical Total Volume Purged | 1.51 |
| Total Volume Purged Units | mL |
| Total Volume Purged | 1.6 |

## Parameters

| | |
|---|---|
| pH | 6.64 |
| pH 2 decimals | 6.64 |
| Specific Conductivity Units | mS/cm$^{c}$ |
| Specific Conductivity | 1.118 |
| spec cond sig figs | 1.118 |
| Turbidity (NTU) | 1.06 |
| Turbidity reading outside range of meter? | No |
| turbidity sig figs | 1.1 |
| Dissolved Oxygen (DO) (mg/L) | 4.34 |
| DO 2 decimals | 4.34 |
| Temperature (°C) | 24.32 |
| temp 2 decimals | 24.32 |
| Redox (ORP) (mV) | -356 |
| orp 2 decimals | -356.00 |
| parameters | -14:31\|DTW:155.77\|pH: 6.64\|SpCND: 1.118\|TRB: 1.06\|DO: 4.34\|T: 24.32\|ORP: -356 |
| Stabilization Calculation | pH: ; SpCND: ; TRB: ; DO: ; T: ; ORP: ; Time Elapsed: 19 min<br>All Parameters Stable -- Okay to sample |
| Color | Clear |
| Notable Odors | No Odor |

Well is considered stabilized and ready for sample collection when the following is met for three consecutive readings collected at 3 to 5 minute intervals: -turbidity remains within 10% (or if three consecutive values are <5NTU) -specific conductance and temp remain within 3% -ORP within + or - 10 mV -DO within 10% (or if three consecutive values are <0.5 mg/L) -pH within 0.1 unit

| | |
|---|---|
| Purge End Time (Before Sample Collection) | 14:37 |
| Theoretical Total Volume Purged | 1.51 |
| Total Purged | 1.6 |
| Did well go dry? | No |

## Well Dry

In order to view and enter sampling information below, you must measure DTW upon return and enter it in the field above.

## Sample Information

| | |
|---|---|
| Type of Equipment Used - Sample | Submersible Pump |
| Enter Inspection Data | No |

## Flow Measurements

## Mid-Section

### Segment 1

When depth > 2.5 ft, enter the average of 2 depth velocity readings.

### Segment 2

When depth > 2.5 ft, enter the average of 2 depth velocity readings.

### Segment 3

When depth > 2.5 ft, enter the average of 2 depth velocity readings.

### Segment 4

When depth > 2.5 ft, enter the average of 2 depth velocity readings.

### Segment 5

When depth > 2.5 ft, enter the average of 2 depth velocity readings.

### Segment 6

When depth > 2.5 ft, enter the average of 2 depth velocity readings.

### Segment 7

When depth > 2.5 ft, enter the average of 2 depth velocity readings.

### Segment 8

When depth > 2.5 ft, enter the average of 2 depth velocity readings.

### Segment 9

When depth > 2.5 ft, enter the average of 2 depth velocity readings.

### Segment 10

When depth > 2.5 ft, enter the average of 2 depth velocity readings.

### Segment 11

When depth > 2.5 ft, enter the average of 2 depth velocity readings.

### Segment 12

When depth > 2.5 ft, enter the average of 2 depth velocity readings.

### Segment 13

When depth > 2.5 ft, enter the average of 2 depth velocity readings.

### Segment 14

When depth > 2.5 ft, enter the average of 2 depth velocity readings.

### Segment 15

When depth > 2.5 ft, enter the average of 2 depth velocity readings.

### Segment 16

When depth > 2.5 ft, enter the average of 2 depth velocity readings.

## Segment 17

When depth > 2.5 ft, enter the average of 2 depth velocity readings.

## Segment 18

When depth > 2.5 ft, enter the average of 2 depth velocity readings.

## Segment 19

When depth > 2.5 ft, enter the average of 2 depth velocity readings.

## Segment 20

When depth > 2.5 ft, enter the average of 2 depth velocity readings.

## Segment 21

When depth > 2.5 ft, enter the average of 2 depth velocity readings.

## Segment 22

When depth > 2.5 ft, enter the average of 2 depth velocity readings.

## Segment 23

When depth > 2.5 ft, enter the average of 2 depth velocity readings.

## Segment 24

When depth > 2.5 ft, enter the average of 2 depth velocity readings.

## Segment 25

When depth > 2.5 ft, enter the average of 2 depth velocity readings.

## Segment 26

When depth > 2.5 ft, enter the average of 2 depth velocity readings.

## Segment 27

When depth > 2.5 ft, enter the average of 2 depth velocity readings.

## Segment 28

When depth > 2.5 ft, enter the average of 2 depth velocity readings.

## Segment 29

When depth > 2.5 ft, enter the average of 2 depth velocity readings.

## Segment 30

When depth > 2.5 ft, enter the average of 2 depth velocity readings.

## Close Out

| | |
|---|---|
| Scope of Work Status | In Progress |
| General Comments | None |

## Kinder Morgan, R-082A, 2024-03-07

| | |
|---|---|
| Project | Kinder Morgan_Silvercroft_E2E |
| Created | 2024-03-07 13:00:48 MST by Sascha Arnold |
| Updated | 2024-03-07 13:54:04 MST by Sascha Arnold |
| Location | , |
| Status | In Progress |

Please refer to the relevant TGI documents contained in the "Reference Files" of this app for additional instruction.

## Index

| | |
|---|---|
| Was Duplicated | 0 |
| Planned Latitude | 32.2670450300 |
| Planned_Longitude | -111.0157726100 |
| Facility ID | 521 |
| Area ID | 1588 |
| Asset ID | 37738 |
| Work Order ID | 834 |
| Work Order Activity Detail ID | 44555 |
| Well or SW Asset | Well |
| Asset Subtype | Monitoring |

## General Information

| | |
|---|---|
| Select Project | Kinder Morgan, Silvercroft, Default Site |
| Client | Kinder Morgan |
| Facility Name | Silvercroft |
| Project Number | 30198741 |
| Area Name | Default Site |
| Location | W Silverbell Tree Dr. / N Silver Island Way, Tucson, AZ |
| Date | 2024-03-07 |
| Field Personnel | Sascha Arnold |
| NOTES AND DIRECTIONS | Also collect ferrous iron and sulfite in the field immediately after sample collection utilizing a Hach® DR820 spectrometer and a Hach® SU-5 Sulfite Test Kit |

## Scope of Work

| | |
|---|---|
| Location Type | Planned |
| Select Asset | R-082A |
| Asset Name | R-082A |
| Scope of Work | Q1 2024 GW Sampling, 2024-01-22, Groundwater Monitoring |
| Length Units | Imperial |
| Volume Units | Imperial |
| Work to be Performed at Location | Groundwater Sampling and Water Level Measurement |

Work to be Performed at Location: Gauging Only - well is to be gauged for potentiometric surface and not sampled as part of scope of work Gauging and GW Sampling - Well is gauged and sampled in the same record. Surface Water Sampling - Location is a surface water monitoring location Well Inspection Only - well is not gauged or sampled, only inspected

## Location Info

| | |
|---|---|
| Coordinate Source | Planned |

## Weather Conditions

| | |
|---|---|
| Fetch Weather | N/A |
| Weather | Cloudy |

## Well Details

| | |
|---|---|
| Detail Correction Required | No |
| Well Casing Material | |
| Measuring Point (mp) Description | Top of Outer Casing |
| Enter Gauging Data | Yes |

## Water Elevation Details

| | |
|---|---|
| Gauging Equipment | Interface Probe |
| Gauging Date | 2024-02-28 |
| Gauging Time | 13:01 |

## Well Head Gas Reading

| | |
|---|---|
| Select Screening Parameters | None |
| Is water present? | Yes |
| Static Water Level | 161.91 |
| DTW QC Check | N/A |
| Product Present | No |
| Total Depth Recorded | No |
| Reason Total Depth Not Recorded | Nm |
| TD QC Check | N/A |
| Sheen? | No |
| Odor? | No |
| Notes | Fe=0.01, Mn=1.6, sulfite=0.64-1.28 |
| Enter Evacuation Data | Yes |

## Evacuation Details

| | |
|---|---|
| Evacuation date | 2024-03-07 |
| Purge Method | Low Flow |

## No-Purge

| | |
|---|---|
| Type of No-Purge Equipment Used | |

## Retrieval Details

If anything has changed since deployment, please note these changes in the general comment section at the end of the form.

| | |
|---|---|
| Total Time Deployed (days) | Please enter all deployment and retrieval dates and times to calculate elapsed time. |

## Purge

| | |
|---|---|
| Type of Equipment Used - Purge | Submersible Pump |
| Pump Intake Depth | 170 |
| Purge Start Time | 13:05 |
| Enter Water Quality Parameters | Yes |

## Water Quality Parameters

| | |
|---|---|
| Water Quality Meter Make/Model | YSI 556 |
| Select the Parameters you want to measure below. | |
| Select Measured Parameters | pH, Specific Conductivity, Turbidity (NTU), Dissolved Oxygen (DO) (mg/L), Temperature (°C), Redox (ORP) (mV) |

## -13:05|DTW:161.91|pH: 6.92|SpCND: 1.052|TRB: 1.55|DO: 2.69|T: 20.34|ORP: -359

## Calculation Specific Fields

| | |
|---|---|
| Total Vol Purged L Only | 0 |
| Flow Rate L/min Only | 0.3 |
| Site ID, Well ID | Default Site, R-082A |
| Reading Time | 13:05 |
| Minutes Elapsed between readings | 0 |
| Total Elapsed Minutes (during parameter readings) | 0 |
| Total Elapsed Minutes from Purge Start Time | 0 |

## Purge and Flow

| | |
|---|---|
| Flow Rate Units | mL/min |
| Flow Rate | 300 |
| Depth to Water | 161.91 |
| Theoretical Total Volume Purged | 0.0 |
| Total Volume Purged Units | mL |
| Total Volume Purged | 0 |

## Parameters

| | |
|---|---|
| pH | 6.92 |
| pH 2 decimals | 6.92 |
| Specific Conductivity Units | mS/cm$^{c}$ |
| Specific Conductivity | 1.052 |
| spec cond sig figs | 1.052 |
| Turbidity (NTU) | 1.55 |
| Turbidity reading outside range of meter? | No |
| turbidity sig figs | 1.6 |
| Dissolved Oxygen (DO) (mg/L) | 2.69 |
| DO 2 decimals | 2.69 |
| Temperature (°C) | 20.34 |
| temp 2 decimals | 20.34 |
| Redox (ORP) (mV) | -359 |
| orp 2 decimals | -359.00 |
| parameters | -13:05\|DTW:161.91\|pH: 6.92\|SpCND: 1.052\|TRB: 1.55\|DO: 2.69\|T: 20.34\|ORP: -359 |
| Stabilization Calculation | 1/3 Measurement intervals before stability can be calculated |
| Color | Clear |
| Notable Odors | No Odor |

Well is considered stabilized and ready for sample collection when the following is met for three consecutive readings collected at 3 to 5 minute intervals: -turbidity remains within 10% (or if three consecutive values are <5NTU) -specific conductance and temp remain within 3% -ORP within + or - 10 mV -DO within 10% (or if three consecutive values are <0.5 mg/L) -pH within 0.1 unit

## -13:10|DTW:161.91|pH: 6.83|SpCND: 1.1|TRB: 1.53|DO: 1.05|T: 21.6|ORP: -387

### Calculation Specific Fields

| | |
|---|---|
| Total Vol Purged L Only | 0.0004 |
| Flow Rate L/min Only | 0.3 |
| Site ID, Well ID | Default Site, R-082A |
| Reading Time | 13:10 |
| Minutes Elapsed between readings | 5 |
| Total Elapsed Minutes (during parameter readings) | 5 |
| Total Elapsed Minutes from Purge Start Time | 5 |

### Purge and Flow

| | |
|---|---|
| Flow Rate Units | mL/min |
| Flow Rate | 300 |
| Depth to Water | 161.91 |
| Theoretical Total Volume Purged | 0.4 |
| Total Volume Purged Units | mL |
| Total Volume Purged | 0.4 |

### Parameters

| | |
|---|---|
| pH | 6.83 |
| pH 2 decimals | 6.83 |
| Specific Conductivity Units | mS/cm[c] |
| Specific Conductivity | 1.1 |
| spec cond sig figs | 1.1 |
| Turbidity (NTU) | 1.53 |
| Turbidity reading outside range of meter? | No |
| turbidity sig figs | 1.5 |
| Dissolved Oxygen (DO) (mg/L) | 1.05 |
| DO 2 decimals | 1.05 |
| Temperature (°C) | 21.6 |
| temp 2 decimals | 21.60 |
| Redox (ORP) (mV) | -387 |
| orp 2 decimals | -387.00 |
| parameters | -13:10\|DTW:161.91\|pH: 6.83\|SpCND: 1.1\|TRB: 1.53\|DO: 1.05\|T: 21.6\|ORP: -387 |
| Stabilization Calculation | 2/3 Measurement intervals before stability can be calculated |
| Color | Clear |
| Notable Odors | No Odor |

Well is considered stabilized and ready for sample collection when the following is met for three consecutive readings collected at 3 to 5 minute intervals: -turbidity remains within 10% (or if three consecutive values are <5NTU) -specific conductance and temp remain within 3% -ORP within + or - 10 mV -DO within 10% (or if three consecutive values are <0.5 mg/L) -pH within 0.1 unit

## -13:15|DTW:161.91|pH: 6.74|SpCND: 1.11|TRB: 1.55|DO: 0.95|T: 21.77|ORP: -379

### Calculation Specific Fields

| | |
|---|---|
| Total Vol Purged L Only | 0.0008 |

| | |
|---|---|
| Flow Rate L/min Only | 0.3 |
| Site ID, Well ID | Default Site, R-082A |
| Reading Time | 13:15 |
| Minutes Elapsed between readings | 5 |
| Total Elapsed Minutes (during parameter readings) | 10 |
| Total Elapsed Minutes from Purge Start Time | 10 |

## Purge and Flow

| | |
|---|---|
| Flow Rate Units | mL/min |
| Flow Rate | 300 |
| Depth to Water | 161.91 |
| Theoretical Total Volume Purged | 0.8 |
| Total Volume Purged Units | mL |
| Total Volume Purged | 0.8 |

## Parameters

| | |
|---|---|
| pH | 6.74 |
| pH 2 decimals | 6.74 |
| Specific Conductivity Units | mS/cm[c] |
| Specific Conductivity | 1.11 |
| spec cond sig figs | 1.11 |
| Turbidity (NTU) | 1.55 |
| Turbidity reading outside range of meter? | No |
| turbidity sig figs | 1.6 |
| Dissolved Oxygen (DO) (mg/L) | 0.95 |
| DO 2 decimals | 0.95 |
| Temperature (°C) | 21.77 |
| temp 2 decimals | 21.77 |
| Redox (ORP) (mV) | -379 |
| orp 2 decimals | -379.00 |
| parameters | -13:15\|DTW:161.91\|pH: 6.74\|SpCND: 1.11\|TRB: 1.55\|DO: 0.95\|T: 21.77\|ORP: -379 |
| Stabilization Calculation | pH: ; SpCND: ; TRB: ; DO: ; T: ; ORP: ; Time Elapsed: 10 min<br>Parameters unstable -- Do not sample |
| Color | Clear |
| Notable Odors | No Odor |

Well is considered stabilized and ready for sample collection when the following is met for three consecutive readings collected at 3 to 5 minute intervals: -turbidity remains within 10% (or if three consecutive values are <5NTU) -specific conductance and temp remain within 3% -ORP within + or - 10 mV -DO within 10% (or if three consecutive values are <0.5 mg/L) -pH within 0.1 unit

## -13:22|DTW:161.91|pH: 6.75|SpCND: 1.11|TRB: 1.54|DO: 0.99|T: 21.78|ORP: -382

## Calculation Specific Fields

| | |
|---|---|
| Total Vol Purged L Only | 0.0014 |
| Flow Rate L/min Only | 0.3 |
| Site ID, Well ID | Default Site, R-082A |
| Reading Time | 13:22 |

| | |
|---|---|
| Minutes Elapsed between readings | 7 |
| Total Elapsed Minutes (during parameter readings) | 17 |
| Total Elapsed Minutes from Purge Start Time | 17 |

## Purge and Flow

| | |
|---|---|
| Flow Rate Units | mL/min |
| Flow Rate | 300 |
| Depth to Water | 161.91 |
| Theoretical Total Volume Purged | 1.35 |
| Total Volume Purged Units | mL |
| Total Volume Purged | 1.4 |

## Parameters

| | |
|---|---|
| pH | 6.75 |
| pH 2 decimals | 6.75 |
| Specific Conductivity Units | mS/cm$^{c}$ |
| Specific Conductivity | 1.11 |
| spec cond sig figs | 1.11 |
| Turbidity (NTU) | 1.54 |
| Turbidity reading outside range of meter? | No |
| turbidity sig figs | 1.5 |
| Dissolved Oxygen (DO) (mg/L) | 0.99 |
| DO 2 decimals | 0.99 |
| Temperature (°C) | 21.78 |
| temp 2 decimals | 21.78 |
| Redox (ORP) (mV) | -382 |
| orp 2 decimals | -382.00 |
| parameters | □-13:22\|DTW:161.91\|pH: 6.75\|SpCND: 1.11\|TRB: 1.54\|DO: 0.99\|T: 21.78\|ORP: -382 |
| Stabilization Calculation | pH: □; SpCND: □; TRB: □; DO: □; T: □; ORP: □; Time Elapsed: 17 min<br>All Parameters Stable -- Okay to sample |
| Color | Clear |
| Notable Odors | No Odor |

Well is considered stabilized and ready for sample collection when the following is met for three consecutive readings collected at 3 to 5 minute intervals: -turbidity remains within 10% (or if three consecutive values are <5NTU) -specific conductance and temp remain within 3% -ORP within + or - 10 mV -DO within 10% (or if three consecutive values are <0.5 mg/L) -pH within 0.1 unit

| | |
|---|---|
| Purge End Time (Before Sample Collection) | 13:24 |
| Theoretical Total Volume Purged | 1.35 |
| Total Purged | 1.4 |
| Did well go dry? | No |

## Well Dry

In order to view and enter sampling information below, you must measure DTW upon return and enter it in the field above.

## Sample Information

| | |
|---|---|
| Type of Equipment Used - Sample | Submersible Pump |
| Enter Inspection Data | No |

## Flow Measurements

## Mid-Section

### Segment 1

When depth > 2.5 ft, enter the average of 2 depth velocity readings.

### Segment 2

When depth > 2.5 ft, enter the average of 2 depth velocity readings.

### Segment 3

When depth > 2.5 ft, enter the average of 2 depth velocity readings.

### Segment 4

When depth > 2.5 ft, enter the average of 2 depth velocity readings.

### Segment 5

When depth > 2.5 ft, enter the average of 2 depth velocity readings.

### Segment 6

When depth > 2.5 ft, enter the average of 2 depth velocity readings.

### Segment 7

When depth > 2.5 ft, enter the average of 2 depth velocity readings.

### Segment 8

When depth > 2.5 ft, enter the average of 2 depth velocity readings.

### Segment 9

When depth > 2.5 ft, enter the average of 2 depth velocity readings.

### Segment 10

When depth > 2.5 ft, enter the average of 2 depth velocity readings.

### Segment 11

When depth > 2.5 ft, enter the average of 2 depth velocity readings.

### Segment 12

When depth > 2.5 ft, enter the average of 2 depth velocity readings.

### Segment 13

When depth > 2.5 ft, enter the average of 2 depth velocity readings.

### Segment 14

When depth > 2.5 ft, enter the average of 2 depth velocity readings.

### Segment 15

When depth > 2.5 ft, enter the average of 2 depth velocity readings.

### Segment 16

When depth > 2.5 ft, enter the average of 2 depth velocity readings.

## Segment 17

When depth > 2.5 ft, enter the average of 2 depth velocity readings.

## Segment 18

When depth > 2.5 ft, enter the average of 2 depth velocity readings.

## Segment 19

When depth > 2.5 ft, enter the average of 2 depth velocity readings.

## Segment 20

When depth > 2.5 ft, enter the average of 2 depth velocity readings.

## Segment 21

When depth > 2.5 ft, enter the average of 2 depth velocity readings.

## Segment 22

When depth > 2.5 ft, enter the average of 2 depth velocity readings.

## Segment 23

When depth > 2.5 ft, enter the average of 2 depth velocity readings.

## Segment 24

When depth > 2.5 ft, enter the average of 2 depth velocity readings.

## Segment 25

When depth > 2.5 ft, enter the average of 2 depth velocity readings.

## Segment 26

When depth > 2.5 ft, enter the average of 2 depth velocity readings.

## Segment 27

When depth > 2.5 ft, enter the average of 2 depth velocity readings.

## Segment 28

When depth > 2.5 ft, enter the average of 2 depth velocity readings.

## Segment 29

When depth > 2.5 ft, enter the average of 2 depth velocity readings.

## Segment 30

When depth > 2.5 ft, enter the average of 2 depth velocity readings.

## Close Out

| | |
|---|---|
| Scope of Work Status | In Progress |
| General Comments | None |

## Kinder Morgan, R-122A, 2024-03-07

| | |
|---|---|
| Project | Kinder Morgan_Silvercroft_E2E |
| Created | 2024-03-07 09:01:55 MST by Sascha Arnold |
| Updated | 2024-03-07 09:27:01 MST by Sascha Arnold |
| Location | , |
| Status | In Progress |

Please refer to the relevant TGI documents contained in the "Reference Files" of this app for additional instruction.

## Index

| | |
|---|---|
| Was Duplicated | 0 |
| Planned Latitude | 32.2644373300 |
| Planned_Longitude | -111.0125676100 |
| Facility ID | 521 |
| Area ID | 1588 |
| Asset ID | 37739 |
| Work Order ID | 834 |
| Work Order Activity Detail ID | 44556 |
| Well or SW Asset | Well |
| Asset Subtype | Monitoring |

## General Information

| | |
|---|---|
| Select Project | Kinder Morgan, Silvercroft, Default Site |
| Client | Kinder Morgan |
| Facility Name | Silvercroft |
| Project Number | 30198741 |
| Area Name | Default Site |
| Location | W Silverbell Tree Dr. / N Silver Island Way, Tucson, AZ |
| Date | 2024-03-07 |
| Field Personnel | Sascha Arnold |
| NOTES AND DIRECTIONS | Also collect ferrous iron and sulfite in the field immediately after sample collection utilizing a Hach® DR820 spectrometer and a Hach® SU-5 Sulfite Test Kit |

## Scope of Work

| | |
|---|---|
| Location Type | Planned |
| Select Asset | R-122A |
| Asset Name | R-122A |
| Scope of Work | Q1 2024 GW Sampling, 2024-01-22, Groundwater Monitoring |
| Length Units | Imperial |
| Volume Units | Imperial |
| Work to be Performed at Location | Groundwater Sampling and Water Level Measurement |

Work to be Performed at Location: Gauging Only - well is to be gauged for potentiometric surface and not sampled as part of scope of work Gauging and GW Sampling - Well is gauged and sampled in the same record. Surface Water Sampling - Location is a surface water monitoring location Well Inspection Only - well is not gauged or sampled, only inspected

## Location Info

| | |
|---|---|
| Coordinate Source | Planned |

## Weather Conditions

| | |
|---|---|
| Fetch Weather | N/A |
| Weather | Cloudy |

## Well Details

| | |
|---|---|
| Detail Correction Required | No |
| Top of Screen (ft bgs) | 135.00 |
| Bottom of Screen (ft bgs) | 194.00 |
| Well Casing Material | |
| Measuring Point (mp) Description | Top of Outer Casing |
| Constructed Total Depth (ft bgs) | 200.00 |
| Enter Gauging Data | Yes |

## Water Elevation Details

| | |
|---|---|
| Gauging Equipment | Interface Probe |
| Gauging Date | 2024-02-28 |
| Gauging Time | 09:02 |

## Well Head Gas Reading

| | |
|---|---|
| Select Screening Parameters | None |
| Is water present? | Yes |
| Static Water Level | 159.62 |
| DTW QC Check | N/A |
| Product Present | No |
| Total Depth Recorded | No |
| Reason Total Depth Not Recorded | Nm |
| TD QC Check | TD is >3 ft from constructed measurement. Check in with PM/TM |
| Water Column | 40.38 |
| Sheen? | No |
| Odor? | No |
| Notes | Fe=0.01, Mn=1.1, sulfite=0.64-1.28 |
| Enter Evacuation Data | Yes |

## Evacuation Details

| | |
|---|---|
| Evacuation date | 2024-03-07 |
| Purge Method | Low Flow |

## No-Purge

| | |
|---|---|
| Type of No-Purge Equipment Used | |

## Retrieval Details

If anything has changed since deployment, please note these changes in the general comment section at the end of the form.

| | |
|---|---|
| Total Time Deployed (days) | Please enter all deployment and retrieval dates and times to calculate elapsed time. |

## Purge

| | |
|---|---|
| Type of Equipment Used - Purge | Submersible Pump |
| Pump Intake Depth | 165 |

| | |
|---|---|
| Purge Start Time | 09:03 |
| Enter Water Quality Parameters | Yes |

## Water Quality Parameters

| | |
|---|---|
| Water Quality Meter Make/Model | YSI 556 |
| Select the Parameters you want to measure below. | |
| Select Measured Parameters | pH, Specific Conductivity, Turbidity (NTU), Dissolved Oxygen (DO) (mg/L), Temperature (°C), Redox (ORP) (mV) |

## -09:03|DTW:159.62|pH: 6.41|SpCND: 0.752|TRB: 1.18|DO: 4.21|T: 20.25|ORP: -310

## Calculation Specific Fields

| | |
|---|---|
| Total Vol Purged L Only | 0 |
| Flow Rate L/min Only | 0.3 |
| Site ID, Well ID | Default Site, R-122A |
| Reading Time | 09:03 |
| Minutes Elapsed between readings | 0 |
| Total Elapsed Minutes (during parameter readings) | 0 |
| Total Elapsed Minutes from Purge Start Time | 0 |

## Purge and Flow

| | |
|---|---|
| Flow Rate Units | mL/min |
| Flow Rate | 300 |
| Depth to Water | 159.62 |
| Theoretical Total Volume Purged | 0.0 |
| Total Volume Purged Units | mL |
| Total Volume Purged | 0 |

## Parameters

| | |
|---|---|
| pH | 6.41 |
| pH 2 decimals | 6.41 |
| Specific Conductivity Units | mS/cm$^{c}$ |
| Specific Conductivity | 0.752 |
| spec cond sig figs | 0.752 |
| Turbidity (NTU) | 1.18 |
| Turbidity reading outside range of meter? | No |
| turbidity sig figs | 1.2 |
| Dissolved Oxygen (DO) (mg/L) | 4.21 |
| DO 2 decimals | 4.21 |
| Temperature (°C) | 20.25 |
| temp 2 decimals | 20.25 |
| Redox (ORP) (mV) | -310 |
| orp 2 decimals | -310.00 |
| parameters | -09:03\|DTW:159.62\|pH: 6.41\|SpCND: 0.752\|TRB: 1.18\|DO: 4.21\|T: 20.25\|ORP: -310 |
| Stabilization Calculation | 1/3 Measurement intervals before stability can be calculated |
| Color | Clear |

| | |
|---|---|
| Notable Odors | No Odor |

Well is considered stabilized and ready for sample collection when the following is met for three consecutive readings collected at 3 to 5 minute intervals: -turbidity remains within 10% (or if three consecutive values are <5NTU) -specific conductance and temp remain within 3% -ORP within + or - 10 mV -DO within 10% (or if three consecutive values are <0.5 mg/L) -pH within 0.1 unit

## -09:07|DTW:159.62|pH: 6.45|SpCND: 0.758|TRB: 1.2|DO: 2.56|T: 19.07|ORP: -322

### Calculation Specific Fields

| | |
|---|---|
| Total Vol Purged L Only | 0.0004 |
| Flow Rate L/min Only | 0.3 |
| Site ID, Well ID | Default Site, R-122A |
| Reading Time | 09:07 |
| Minutes Elapsed between readings | 4 |
| Total Elapsed Minutes (during parameter readings) | 4 |
| Total Elapsed Minutes from Purge Start Time | 4 |

### Purge and Flow

| | |
|---|---|
| Flow Rate Units | mL/min |
| Flow Rate | 300 |
| Depth to Water | 159.62 |
| Theoretical Total Volume Purged | 0.32 |
| Total Volume Purged Units | mL |
| Total Volume Purged | 0.4 |

### Parameters

| | |
|---|---|
| pH | 6.45 |
| pH 2 decimals | 6.45 |
| Specific Conductivity Units | mS/cm$^{c}$ |
| Specific Conductivity | 0.758 |
| spec cond sig figs | 0.758 |
| Turbidity (NTU) | 1.2 |
| Turbidity reading outside range of meter? | No |
| turbidity sig figs | 1.2 |
| Dissolved Oxygen (DO) (mg/L) | 2.56 |
| DO 2 decimals | 2.56 |
| Temperature (°C) | 19.07 |
| temp 2 decimals | 19.07 |
| Redox (ORP) (mV) | -322 |
| orp 2 decimals | -322.00 |
| parameters | -09:07\|DTW:159.62\|pH: 6.45\|SpCND: 0.758\|TRB: 1.2\|DO: 2.56\|T: 19.07\|ORP: -322 |
| Stabilization Calculation | 2/3 Measurement intervals before stability can be calculated |
| Color | Clear |
| Notable Odors | No Odor |

Well is considered stabilized and ready for sample collection when the following is met for three consecutive readings collected at 3 to 5 minute intervals: -turbidity remains within 10% (or if three consecutive values are <5NTU) -specific conductance and temp remain within 3% -ORP within + or - 10 mV -DO within 10% (or if three consecutive values are <0.5 mg/L) -pH within 0.1 unit

## □-09:11|DTW:159.62|pH: 6.53|SpCND: 0.754|TRB: 1.2|DO: 2.55|T: 19.08|ORP: -321

### Calculation Specific Fields

| | |
|---|---|
| Total Vol Purged L Only | 0.0007 |
| Flow Rate L/min Only | 0.3 |
| Site ID, Well ID | Default Site, R-122A |
| Reading Time | 09:11 |
| Minutes Elapsed between readings | 4 |
| Total Elapsed Minutes (during parameter readings) | 8 |
| Total Elapsed Minutes from Purge Start Time | 8 |

### Purge and Flow

| | |
|---|---|
| Flow Rate Units | mL/min |
| Flow Rate | 300 |
| Depth to Water | 159.62 |
| Theoretical Total Volume Purged | 0.64 |
| Total Volume Purged Units | mL |
| Total Volume Purged | 0.7 |

### Parameters

| | |
|---|---|
| pH | 6.53 |
| pH 2 decimals | 6.53 |
| Specific Conductivity Units | mS/cm$^{c}$ |
| Specific Conductivity | 0.754 |
| spec cond sig figs | 0.754 |
| Turbidity (NTU) | 1.2 |
| Turbidity reading outside range of meter? | No |
| turbidity sig figs | 1.2 |
| Dissolved Oxygen (DO) (mg/L) | 2.55 |
| DO 2 decimals | 2.55 |
| Temperature (°C) | 19.08 |
| temp 2 decimals | 19.08 |
| Redox (ORP) (mV) | -321 |
| orp 2 decimals | -321.00 |
| parameters | □-09:11\|DTW:159.62\|pH: 6.53\|SpCND: 0.754\|TRB: 1.2\|DO: 2.55\|T: 19.08\|ORP: -321 |
| Stabilization Calculation | pH: □; SpCND: □; TRB: □; DO: □; T: □; ORP: □; Time Elapsed: 8 min<br>Parameters unstable -- Do not sample |
| Color | Clear |
| Notable Odors | No Odor |

Well is considered stabilized and ready for sample collection when the following is met for three consecutive readings collected at 3 to 5 minute intervals: -turbidity remains within 10% (or if three consecutive values are <5NTU) -specific conductance and temp remain within 3% -ORP within + or - 10 mV -DO within 10% (or if three consecutive values are <0.5 mg/L) -pH within 0.1 unit

## □-09:21|DTW:159.62|pH: 6.5|SpCND: 0.766|TRB: 1.21|DO: 2.55|T: 19.09|ORP: -327

### Calculation Specific Fields

| | |
|---|---|
| Total Vol Purged L Only | 0.0015 |

| | |
|---|---|
| Flow Rate L/min Only | 0.3 |
| Site ID, Well ID | Default Site, R-122A |
| Reading Time | 09:21 |
| Minutes Elapsed between readings | 10 |
| Total Elapsed Minutes (during parameter readings) | 18 |
| Total Elapsed Minutes from Purge Start Time | 18 |

## Purge and Flow

| | |
|---|---|
| Flow Rate Units | mL/min |
| Flow Rate | 300 |
| Depth to Water | 159.62 |
| Theoretical Total Volume Purged | 1.43 |
| Total Volume Purged Units | mL |
| Total Volume Purged | 1.5 |

## Parameters

| | |
|---|---|
| pH | 6.5 |
| pH 2 decimals | 6.50 |
| Specific Conductivity Units | mS/cm[c] |
| Specific Conductivity | 0.766 |
| spec cond sig figs | 0.766 |
| Turbidity (NTU) | 1.21 |
| Turbidity reading outside range of meter? | No |
| turbidity sig figs | 1.2 |
| Dissolved Oxygen (DO) (mg/L) | 2.55 |
| DO 2 decimals | 2.55 |
| Temperature (°C) | 19.09 |
| temp 2 decimals | 19.09 |
| Redox (ORP) (mV) | -327 |
| orp 2 decimals | -327.00 |
| parameters | -09:21\|DTW:159.62\|pH: 6.5\|SpCND: 0.766\|TRB: 1.21\|DO: 2.55\|T: 19.09\|ORP: -327 |
| Stabilization Calculation | pH: ; SpCND: ; TRB: ; DO: ; T: ; ORP: ; Time Elapsed: 18 min<br>All Parameters Stable -- Okay to sample |
| Color | Clear |
| Notable Odors | No Odor |

Well is considered stabilized and ready for sample collection when the following is met for three consecutive readings collected at 3 to 5 minute intervals: -turbidity remains within 10% (or if three consecutive values are <5NTU) -specific conductance and temp remain within 3% -ORP within + or - 10 mV -DO within 10% (or if three consecutive values are <0.5 mg/L) -pH within 0.1 unit

| | |
|---|---|
| Purge End Time (Before Sample Collection) | 09:24 |
| Theoretical Total Volume Purged | 1.43 |
| Total Purged | 1.5 |
| Did well go dry? | No |

## Well Dry

In order to view and enter sampling information below, you must measure DTW upon return and enter it in the field above.

## Sample Information

| | |
|---|---|
| Type of Equipment Used - Sample | Submersible Pump |

## Flow Measurements

## Mid-Section

### Segment 1

When depth > 2.5 ft, enter the average of 2 depth velocity readings.

### Segment 2

When depth > 2.5 ft, enter the average of 2 depth velocity readings.

### Segment 3

When depth > 2.5 ft, enter the average of 2 depth velocity readings.

### Segment 4

When depth > 2.5 ft, enter the average of 2 depth velocity readings.

### Segment 5

When depth > 2.5 ft, enter the average of 2 depth velocity readings.

### Segment 6

When depth > 2.5 ft, enter the average of 2 depth velocity readings.

### Segment 7

When depth > 2.5 ft, enter the average of 2 depth velocity readings.

### Segment 8

When depth > 2.5 ft, enter the average of 2 depth velocity readings.

### Segment 9

When depth > 2.5 ft, enter the average of 2 depth velocity readings.

### Segment 10

When depth > 2.5 ft, enter the average of 2 depth velocity readings.

### Segment 11

When depth > 2.5 ft, enter the average of 2 depth velocity readings.

### Segment 12

When depth > 2.5 ft, enter the average of 2 depth velocity readings.

### Segment 13

When depth > 2.5 ft, enter the average of 2 depth velocity readings.

### Segment 14

When depth > 2.5 ft, enter the average of 2 depth velocity readings.

### Segment 15

When depth > 2.5 ft, enter the average of 2 depth velocity readings.

## Segment 16

When depth > 2.5 ft, enter the average of 2 depth velocity readings.

## Segment 17

When depth > 2.5 ft, enter the average of 2 depth velocity readings.

## Segment 18

When depth > 2.5 ft, enter the average of 2 depth velocity readings.

## Segment 19

When depth > 2.5 ft, enter the average of 2 depth velocity readings.

## Segment 20

When depth > 2.5 ft, enter the average of 2 depth velocity readings.

## Segment 21

When depth > 2.5 ft, enter the average of 2 depth velocity readings.

## Segment 22

When depth > 2.5 ft, enter the average of 2 depth velocity readings.

## Segment 23

When depth > 2.5 ft, enter the average of 2 depth velocity readings.

## Segment 24

When depth > 2.5 ft, enter the average of 2 depth velocity readings.

## Segment 25

When depth > 2.5 ft, enter the average of 2 depth velocity readings.

## Segment 26

When depth > 2.5 ft, enter the average of 2 depth velocity readings.

## Segment 27

When depth > 2.5 ft, enter the average of 2 depth velocity readings.

## Segment 28

When depth > 2.5 ft, enter the average of 2 depth velocity readings.

## Segment 29

When depth > 2.5 ft, enter the average of 2 depth velocity readings.

## Segment 30

When depth > 2.5 ft, enter the average of 2 depth velocity readings.

## Close Out

| | |
|---|---|
| Scope of Work Status | In Progress |
| General Comments | None |

## Kinder Morgan, WR-242A, 2024-03-07

| | |
|---|---|
| Project | Kinder Morgan_Silvercroft_E2E |
| Created | 2024-03-07 10:04:25 MST by Sascha Arnold |
| Updated | 2024-03-07 10:31:35 MST by Sascha Arnold |
| Location | , |
| Status | In Progress |

Please refer to the relevant TGI documents contained in the "Reference Files" of this app for additional instruction.

## Index

| | |
|---|---|
| Was Duplicated | 0 |
| Planned Latitude | 32.2640603100 |
| Planned_Longitude | -111.0145084200 |
| Facility ID | 521 |
| Area ID | 1588 |
| Asset ID | 37741 |
| Work Order ID | 834 |
| Work Order Activity Detail ID | 44558 |
| Well or SW Asset | Well |
| Asset Subtype | Monitoring |

## General Information

| | |
|---|---|
| Select Project | Kinder Morgan, Silvercroft, Default Site |
| Client | Kinder Morgan |
| Facility Name | Silvercroft |
| Project Number | 30198741 |
| Area Name | Default Site |
| Location | W Silverbell Tree Dr. / N Silver Island Way, Tucson, AZ |
| Date | 2024-03-07 |
| Field Personnel | Sascha Arnold |
| NOTES AND DIRECTIONS | Also collect ferrous iron and sulfite in the field immediately after sample collection utilizing a Hach® DR820 spectrometer and a Hach® SU-5 Sulfite Test Kit |

## Scope of Work

| | |
|---|---|
| Location Type | Planned |
| Select Asset | WR-242A |
| Asset Name | WR-242A |
| Scope of Work | Q1 2024 GW Sampling, 2024-01-22, Groundwater Monitoring |
| Length Units | Imperial |
| Volume Units | Imperial |
| Work to be Performed at Location | Groundwater Sampling and Water Level Measurement |

Work to be Performed at Location: Gauging Only - well is to be gauged for potentiometric surface and not sampled as part of scope of work Gauging and GW Sampling - Well is gauged and sampled in the same record. Surface Water Sampling - Location is a surface water monitoring location Well Inspection Only - well is not gauged or sampled, only inspected

## Location Info

| | |
|---|---|
| Coordinate Source | Planned |

## Weather Conditions

| | |
|---|---|
| Fetch Weather | N/A |
| Weather | Cloudy |

## Well Details

| | |
|---|---|
| Detail Correction Required | No |
| Top of Screen (ft bgs) | 125.00 |
| Bottom of Screen (ft bgs) | 170.00 |
| Well Casing Material | |
| Measuring Point (mp) Description | Top of Outer Casing |
| Constructed Total Depth (ft bgs) | 172.00 |
| Enter Gauging Data | Yes |

## Water Elevation Details

| | |
|---|---|
| Gauging Equipment | Interface Probe |
| Gauging Date | 2024-02-28 |
| Gauging Time | 10:04 |

## Well Head Gas Reading

| | |
|---|---|
| Select Screening Parameters | None |
| Is water present? | Yes |
| Static Water Level | 159.94 |
| DTW QC Check | N/A |
| Product Present | No |
| Total Depth Recorded | No |
| Reason Total Depth Not Recorded | Nm |
| TD QC Check | TD is >3 ft from constructed measurement. Check in with PM/TM |
| Water Column | 12.06 |
| Sheen? | No |
| Odor? | No |
| Notes | Fe=0.17, Mn=2.5, sulfite=0.64-1.28 |
| Enter Evacuation Data | Yes |

## Evacuation Details

| | |
|---|---|
| Evacuation date | 2024-03-07 |
| Purge Method | Low Flow |

## No-Purge

| | |
|---|---|
| Type of No-Purge Equipment Used | |

## Retrieval Details

If anything has changed since deployment, please note these changes in the general comment section at the end of the form.

| | |
|---|---|
| Total Time Deployed (days) | Please enter all deployment and retrieval dates and times to calculate elapsed time. |

## Purge

| | |
|---|---|
| Type of Equipment Used - Purge | Submersible Pump |
| Pump Intake Depth | 166 |

| | |
|---|---|
| Purge Start Time | 10:10 |
| Enter Water Quality Parameters | Yes |

## Water Quality Parameters

| | |
|---|---|
| Water Quality Meter Make/Model | YSI 556 |
| Select the Parameters you want to measure below. | |
| Select Measured Parameters | pH, Specific Conductivity, Turbidity (NTU), Dissolved Oxygen (DO) (mg/L), Temperature (°C), Redox (ORP) (mV) |

## -10:10|DTW:159.94|pH: 6.7|SpCND: 0.909|TRB: 2.31|DO: 5.23|T: 20.33|ORP: -303

## Calculation Specific Fields

| | |
|---|---|
| Total Vol Purged L Only | 0 |
| Flow Rate L/min Only | 0.3 |
| Site ID, Well ID | Default Site, WR-242A |
| Reading Time | 10:10 |
| Minutes Elapsed between readings | 0 |
| Total Elapsed Minutes (during parameter readings) | 0 |
| Total Elapsed Minutes from Purge Start Time | 0 |

## Purge and Flow

| | |
|---|---|
| Flow Rate Units | mL/min |
| Flow Rate | 300 |
| Depth to Water | 159.94 |
| Theoretical Total Volume Purged | 0.0 |
| Total Volume Purged Units | mL |
| Total Volume Purged | 0 |

## Parameters

| | |
|---|---|
| pH | 6.7 |
| pH 2 decimals | 6.70 |
| Specific Conductivity Units | mS/cm$^{c}$ |
| Specific Conductivity | 0.909 |
| spec cond sig figs | 0.909 |
| Turbidity (NTU) | 2.31 |
| Turbidity reading outside range of meter? | No |
| turbidity sig figs | 2.3 |
| Dissolved Oxygen (DO) (mg/L) | 5.23 |
| DO 2 decimals | 5.23 |
| Temperature (°C) | 20.33 |
| temp 2 decimals | 20.33 |
| Redox (ORP) (mV) | -303 |
| orp 2 decimals | -303.00 |
| parameters | -10:10\|DTW:159.94\|pH: 6.7\|SpCND: 0.909\|TRB: 2.31\|DO: 5.23\|T: 20.33\|ORP: -303 |
| Stabilization Calculation | 1/3 Measurement intervals before stability can be calculated |
| Color | Clear |

| | |
|---|---|
| Notable Odors | No Odor |

Well is considered stabilized and ready for sample collection when the following is met for three consecutive readings collected at 3 to 5 minute intervals: -turbidity remains within 10% (or if three consecutive values are <5NTU) -specific conductance and temp remain within 3% -ORP within + or - 10 mV -DO within 10% (or if three consecutive values are <0.5 mg/L) -pH within 0.1 unit

## -10:17|DTW:159.94|pH: 6.62|SpCND: 1.533|TRB: 2.3|DO: 3.01|T: 21.56|ORP: -350

### Calculation Specific Fields

| | |
|---|---|
| Total Vol Purged L Only | 0.0006 |
| Flow Rate L/min Only | 0.3 |
| Site ID, Well ID | Default Site, WR-242A |
| Reading Time | 10:17 |
| Minutes Elapsed between readings | 7 |
| Total Elapsed Minutes (during parameter readings) | 7 |
| Total Elapsed Minutes from Purge Start Time | 7 |

### Purge and Flow

| | |
|---|---|
| Flow Rate Units | mL/min |
| Flow Rate | 300 |
| Depth to Water | 159.94 |
| Theoretical Total Volume Purged | 0.55 |
| Total Volume Purged Units | mL |
| Total Volume Purged | 0.6 |

### Parameters

| | |
|---|---|
| pH | 6.62 |
| pH 2 decimals | 6.62 |
| Specific Conductivity Units | mS/cm[c] |
| Specific Conductivity | 1.533 |
| spec cond sig figs | 1.533 |
| Turbidity (NTU) | 2.3 |
| Turbidity reading outside range of meter? | No |
| turbidity sig figs | 2.3 |
| Dissolved Oxygen (DO) (mg/L) | 3.01 |
| DO 2 decimals | 3.01 |
| Temperature (°C) | 21.56 |
| temp 2 decimals | 21.56 |
| Redox (ORP) (mV) | -350 |
| orp 2 decimals | -350.00 |
| parameters | -10:17\|DTW:159.94\|pH: 6.62\|SpCND: 1.533\|TRB: 2.3\|DO: 3.01\|T: 21.56\|ORP: -350 |
| Stabilization Calculation | 2/3 Measurement intervals before stability can be calculated |
| Color | Clear |
| Notable Odors | No Odor |

Well is considered stabilized and ready for sample collection when the following is met for three consecutive readings collected at 3 to 5 minute intervals: -turbidity remains within 10% (or if three consecutive values are <5NTU) -specific conductance and temp remain within 3% -ORP within + or - 10 mV -DO within 10% (or if three consecutive values are <0.5 mg/L) -pH within 0.1 unit

## □-10:21|DTW:159.94|pH: 6.63|SpCND: 1.549|TRB: 2.28|DO: 2.99|T: 21.95|ORP: -349

### Calculation Specific Fields

| | |
|---|---|
| Total Vol Purged L Only | 0.0009 |
| Flow Rate L/min Only | 0.3 |
| Site ID, Well ID | Default Site, WR-242A |
| Reading Time | 10:21 |
| Minutes Elapsed between readings | 4 |
| Total Elapsed Minutes (during parameter readings) | 11 |
| Total Elapsed Minutes from Purge Start Time | 11 |

### Purge and Flow

| | |
|---|---|
| Flow Rate Units | mL/min |
| Flow Rate | 300 |
| Depth to Water | 159.94 |
| Theoretical Total Volume Purged | 0.87 |
| Total Volume Purged Units | mL |
| Total Volume Purged | 0.9 |

### Parameters

| | |
|---|---|
| pH | 6.63 |
| pH 2 decimals | 6.63 |
| Specific Conductivity Units | mS/cm[c] |
| Specific Conductivity | 1.549 |
| spec cond sig figs | 1.549 |
| Turbidity (NTU) | 2.28 |
| Turbidity reading outside range of meter? | No |
| turbidity sig figs | 2.3 |
| Dissolved Oxygen (DO) (mg/L) | 2.99 |
| DO 2 decimals | 2.99 |
| Temperature (°C) | 21.95 |
| temp 2 decimals | 21.95 |
| Redox (ORP) (mV) | -349 |
| orp 2 decimals | -349.00 |
| parameters | □-10:21\|DTW:159.94\|pH: 6.63\|SpCND: 1.549\|TRB: 2.28\|DO: 2.99\|T: 21.95\|ORP: -349 |
| Stabilization Calculation | pH: □; SpCND: □; TRB: □; DO: □; T: □; ORP: □; Time Elapsed: 11 min<br>Parameters unstable -- Do not sample |
| Color | Clear |
| Notable Odors | No Odor |

Well is considered stabilized and ready for sample collection when the following is met for three consecutive readings collected at 3 to 5 minute intervals: -turbidity remains within 10% (or if three consecutive values are <5NTU) -specific conductance and temp remain within 3% -ORP within + or - 10 mV -DO within 10% (or if three consecutive values are <0.5 mg/L) -pH within 0.1 unit

## □-10:29|DTW:159.94|pH: 6.65|SpCND: 1.57|TRB: 2.26|DO: 2.99|T: 21.45|ORP: -355

### Calculation Specific Fields

| | |
|---|---|
| Total Vol Purged L Only | 0.0015 |

| | |
|---|---|
| Flow Rate L/min Only | 0.3 |
| Site ID, Well ID | Default Site, WR-242A |
| Reading Time | 10:29 |
| Minutes Elapsed between readings | 8 |
| Total Elapsed Minutes (during parameter readings) | 19 |
| Total Elapsed Minutes from Purge Start Time | 19 |

## Purge and Flow

| | |
|---|---|
| Flow Rate Units | mL/min |
| Flow Rate | 300 |
| Depth to Water | 159.94 |
| Theoretical Total Volume Purged | 1.5 |
| Total Volume Purged Units | mL |
| Total Volume Purged | 1.5 |

## Parameters

| | |
|---|---|
| pH | 6.65 |
| pH 2 decimals | 6.65 |
| Specific Conductivity Units | mS/cm[c] |
| Specific Conductivity | 1.57 |
| spec cond sig figs | 1.57 |
| Turbidity (NTU) | 2.26 |
| Turbidity reading outside range of meter? | No |
| turbidity sig figs | 2.3 |
| Dissolved Oxygen (DO) (mg/L) | 2.99 |
| DO 2 decimals | 2.99 |
| Temperature (°C) | 21.45 |
| temp 2 decimals | 21.45 |
| Redox (ORP) (mV) | -355 |
| orp 2 decimals | -355.00 |
| parameters | -10:29\|DTW:159.94\|pH: 6.65\|SpCND: 1.57\|TRB: 2.26\|DO: 2.99\|T: 21.45\|ORP: -355 |
| Stabilization Calculation | pH: ; SpCND: ; TRB: ; DO: ; T: ; ORP: ; Time Elapsed: 19 min<br>All Parameters Stable -- Okay to sample |
| Color | Clear |
| Notable Odors | No Odor |

Well is considered stabilized and ready for sample collection when the following is met for three consecutive readings collected at 3 to 5 minute intervals: -turbidity remains within 10% (or if three consecutive values are <5NTU) -specific conductance and temp remain within 3% -ORP within + or - 10 mV -DO within 10% (or if three consecutive values are <0.5 mg/L) -pH within 0.1 unit

| | |
|---|---|
| Purge End Time (Before Sample Collection) | 10:33 |
| Theoretical Total Volume Purged | 1.5 |
| Total Purged | 1.5 |
| Did well go dry? | No |

## Well Dry

In order to view and enter sampling information below, you must measure DTW upon return and enter it in the field above.

## Sample Information

| | |
|---|---|
| Type of Equipment Used - Sample | Submersible Pump |
| Enter Inspection Data | No |

## Flow Measurements

## Mid-Section

### Segment 1

When depth > 2.5 ft, enter the average of 2 depth velocity readings.

### Segment 2

When depth > 2.5 ft, enter the average of 2 depth velocity readings.

### Segment 3

When depth > 2.5 ft, enter the average of 2 depth velocity readings.

### Segment 4

When depth > 2.5 ft, enter the average of 2 depth velocity readings.

### Segment 5

When depth > 2.5 ft, enter the average of 2 depth velocity readings.

### Segment 6

When depth > 2.5 ft, enter the average of 2 depth velocity readings.

### Segment 7

When depth > 2.5 ft, enter the average of 2 depth velocity readings.

### Segment 8

When depth > 2.5 ft, enter the average of 2 depth velocity readings.

### Segment 9

When depth > 2.5 ft, enter the average of 2 depth velocity readings.

### Segment 10

When depth > 2.5 ft, enter the average of 2 depth velocity readings.

### Segment 11

When depth > 2.5 ft, enter the average of 2 depth velocity readings.

### Segment 12

When depth > 2.5 ft, enter the average of 2 depth velocity readings.

### Segment 13

When depth > 2.5 ft, enter the average of 2 depth velocity readings.

### Segment 14

When depth > 2.5 ft, enter the average of 2 depth velocity readings.

## Segment 15

When depth > 2.5 ft, enter the average of 2 depth velocity readings.

## Segment 16

When depth > 2.5 ft, enter the average of 2 depth velocity readings.

## Segment 17

When depth > 2.5 ft, enter the average of 2 depth velocity readings.

## Segment 18

When depth > 2.5 ft, enter the average of 2 depth velocity readings.

## Segment 19

When depth > 2.5 ft, enter the average of 2 depth velocity readings.

## Segment 20

When depth > 2.5 ft, enter the average of 2 depth velocity readings.

## Segment 21

When depth > 2.5 ft, enter the average of 2 depth velocity readings.

## Segment 22

When depth > 2.5 ft, enter the average of 2 depth velocity readings.

## Segment 23

When depth > 2.5 ft, enter the average of 2 depth velocity readings.

## Segment 24

When depth > 2.5 ft, enter the average of 2 depth velocity readings.

## Segment 25

When depth > 2.5 ft, enter the average of 2 depth velocity readings.

## Segment 26

When depth > 2.5 ft, enter the average of 2 depth velocity readings.

## Segment 27

When depth > 2.5 ft, enter the average of 2 depth velocity readings.

## Segment 28

When depth > 2.5 ft, enter the average of 2 depth velocity readings.

## Segment 29

When depth > 2.5 ft, enter the average of 2 depth velocity readings.

## Segment 30

When depth > 2.5 ft, enter the average of 2 depth velocity readings.

## Close Out

| | |
|---|---|
| Scope of Work Status | In Progress |

| | |
|---|---|
| General Comments | None |

## Kinder Morgan, WR-359A, 2024-03-13

| | |
|---|---|
| Project | Kinder Morgan_Silvercroft_E2E |
| Created | 2024-03-13 12:07:39 MST by Sascha Arnold |
| Updated | 2024-03-13 12:31:19 MST by Sascha Arnold |
| Location | , |
| Status | In Progress |

Please refer to the relevant TGI documents contained in the "Reference Files" of this app for additional instruction.

## Index

| | |
|---|---|
| Was Duplicated | 0 |
| Planned Latitude | 32.2625780500 |
| Planned_Longitude | -111.0139789500 |
| Facility ID | 521 |
| Area ID | 1588 |
| Asset ID | 37742 |
| Work Order ID | 834 |
| Work Order Activity Detail ID | 44559 |
| Well or SW Asset | Well |
| Asset Subtype | Monitoring |

## General Information

| | |
|---|---|
| Select Project | Kinder Morgan, Silvercroft, Default Site |
| Client | Kinder Morgan |
| Facility Name | Silvercroft |
| Project Number | 30198741 |
| Area Name | Default Site |
| Location | W Silverbell Tree Dr. / N Silver Island Way, Tucson, AZ |
| Date | 2024-03-13 |
| Field Personnel | Sascha Arnold |
| NOTES AND DIRECTIONS | Also collect ferrous iron and sulfite in the field immediately after sample collection utilizing a Hach® DR820 spectrometer and a Hach® SU-5 Sulfite Test Kit |

## Scope of Work

| | |
|---|---|
| Location Type | Planned |
| Select Asset | WR-359A |
| Asset Name | WR-359A |
| Scope of Work | Q1 2024 GW Sampling, 2024-01-22, Groundwater Monitoring |
| Length Units | Imperial |
| Volume Units | Imperial |
| Work to be Performed at Location | Groundwater Sampling and Water Level Measurement |

Work to be Performed at Location: Gauging Only - well is to be gauged for potentiometric surface and not sampled as part of scope of work Gauging and GW Sampling - Well is gauged and sampled in the same record. Surface Water Sampling - Location is a surface water monitoring location Well Inspection Only - well is not gauged or sampled, only inspected

## Location Info

| | |
|---|---|
| Coordinate Source | Planned |

## Weather Conditions

| | |
|---|---|
| Fetch Weather | N/A |
| Weather | Sunny, warm |

## Well Details

| | |
|---|---|
| Detail Correction Required | No |
| Top of Screen (ft bgs) | 130.00 |
| Bottom of Screen (ft bgs) | 180.00 |
| Well Casing Material | |
| Measuring Point (mp) Description | Top of Outer Casing |
| Constructed Total Depth (ft bgs) | 193.00 |
| Enter Gauging Data | No |

## Water Elevation Details

| | |
|---|---|
| Gauging Equipment | Interface Probe |
| DTW QC Check | N/A |
| Total Depth Recorded | Yes |
| TD QC Check | TD is >3 ft from constructed measurement. Check in with PM/TM |
| Enter Evacuation Data | No |

## Evacuation Details

| | |
|---|---|
| Purge Method | Low Flow |

## No-Purge

| | |
|---|---|
| Type of No-Purge Equipment Used | |

## Retrieval Details

| | |
|---|---|
| If anything has changed since deployment, please note these changes in the general comment section at the end of the form. | |
| Total Time Deployed (days) | Please enter all deployment and retrieval dates and times to calculate elapsed time. |

## Purge

| | |
|---|---|
| Type of Equipment Used - Purge | Submersible Pump |
| Enter Water Quality Parameters | Yes |

## Water Quality Parameters

| | |
|---|---|
| Water Quality Meter Make/Model | YSI 556 |
| Select the Parameters you want to measure below. | |
| Select Measured Parameters | pH, Specific Conductivity, Turbidity (NTU), Dissolved Oxygen (DO) (mg/L), Temperature (°C), Redox (ORP) (mV) |

## -12:09|DTW:173.42|pH: 7.22|SpCND: 1.293|TRB: 2.87|DO: 2.67|T: 26.02|ORP: -407.9

## Calculation Specific Fields

| | |
|---|---|
| Total Vol Purged L Only | 0.0005 |
| Flow Rate L/min Only | 0.3 |
| Site ID, Well ID | Default Site, WR-359A |
| Reading Time | 12:09 |
| Minutes Elapsed between readings | 0 |

| | |
|---|---|
| Total Elapsed Minutes (during parameter readings) | 0 |
| Total Elapsed Minutes from Purge Start Time | 0 |

## Purge and Flow

| | |
|---|---|
| Flow Rate Units | mL/min |
| Flow Rate | 300 |
| Depth to Water | 173.42 |
| Theoretical Total Volume Purged | 0.0 |
| Total Volume Purged Units | mL |
| Total Volume Purged | 0.5 |

## Parameters

| | |
|---|---|
| pH | 7.22 |
| pH 2 decimals | 7.22 |
| Specific Conductivity Units | mS/cm[c] |
| Specific Conductivity | 1.293 |
| spec cond sig figs | 1.293 |
| Turbidity (NTU) | 2.87 |
| Turbidity reading outside range of meter? | No |
| turbidity sig figs | 2.9 |
| Dissolved Oxygen (DO) (mg/L) | 2.67 |
| DO 2 decimals | 2.67 |
| Temperature (°C) | 26.02 |
| temp 2 decimals | 26.02 |
| Redox (ORP) (mV) | -407.9 |
| orp 2 decimals | -407.90 |
| parameters | -12:09\|DTW:173.42\|pH: 7.22\|SpCND: 1.293\|TRB: 2.87\|DO: 2.67\|T: 26.02\|ORP: -407.9 |
| Stabilization Calculation | 1/3 Measurement intervals before stability can be calculated |
| Color | Clear |
| Notable Odors | No Odor |

Well is considered stabilized and ready for sample collection when the following is met for three consecutive readings collected at 3 to 5 minute intervals: -turbidity remains within 10% (or if three consecutive values are <5NTU) -specific conductance and temp remain within 3% -ORP within + or - 10 mV -DO within 10% (or if three consecutive values are <0.5 mg/L) -pH within 0.1 unit

## -12:14|DTW:173.42|pH: 7.36|SpCND: 1.037|TRB: 2.87|DO: 3.29|T: 26.65|ORP: -409.9

## Calculation Specific Fields

| | |
|---|---|
| Total Vol Purged L Only | 0.0005 |
| Flow Rate L/min Only | 0.3 |
| Site ID, Well ID | Default Site, WR-359A |
| Reading Time | 12:14 |
| Minutes Elapsed between readings | 5 |
| Total Elapsed Minutes (during parameter readings) | 5 |
| Total Elapsed Minutes from Purge Start Time | 0 |

## Purge and Flow

| | |
|---|---|
| Flow Rate Units | mL/min |
| Flow Rate | 300 |
| Depth to Water | 173.42 |
| Theoretical Total Volume Purged | 0.4 |
| Total Volume Purged Units | mL |
| Total Volume Purged | 0.5 |

## Parameters

| | |
|---|---|
| pH | 7.36 |
| pH 2 decimals | 7.36 |
| Specific Conductivity Units | mS/cm[c] |
| Specific Conductivity | 1.037 |
| spec cond sig figs | 1.037 |
| Turbidity (NTU) | 2.87 |
| Turbidity reading outside range of meter? | No |
| turbidity sig figs | 2.9 |
| Dissolved Oxygen (DO) (mg/L) | 3.29 |
| DO 2 decimals | 3.29 |
| Temperature (°C) | 26.65 |
| temp 2 decimals | 26.65 |
| Redox (ORP) (mV) | -409.9 |
| orp 2 decimals | -409.90 |
| parameters | -12:14\|DTW:173.42\|pH: 7.36\|SpCND: 1.037\|TRB: 2.87\|DO: 3.29\|T: 26.65\|ORP: -409.9 |
| Stabilization Calculation | 2/3 Measurement intervals before stability can be calculated |
| Color | Clear |
| Notable Odors | No Odor |

Well is considered stabilized and ready for sample collection when the following is met for three consecutive readings collected at 3 to 5 minute intervals: -turbidity remains within 10% (or if three consecutive values are <5NTU) -specific conductance and temp remain within 3% -ORP within + or - 10 mV -DO within 10% (or if three consecutive values are <0.5 mg/L) -pH within 0.1 unit

## -12:19|DTW:173.42|pH: 7.36|SpCND: 1.019|TRB: 2.87|DO: 2.73|T: 26.76|ORP: -411.2

## Calculation Specific Fields

| | |
|---|---|
| Total Vol Purged L Only | 0.0005 |
| Flow Rate L/min Only | 0.3 |
| Site ID, Well ID | Default Site, WR-359A |
| Reading Time | 12:19 |
| Minutes Elapsed between readings | 5 |
| Total Elapsed Minutes (during parameter readings) | 10 |
| Total Elapsed Minutes from Purge Start Time | 0 |

## Purge and Flow

| | |
|---|---|
| Flow Rate Units | mL/min |
| Flow Rate | 300 |
| Depth to Water | 173.42 |
| Theoretical Total Volume Purged | 0.8 |

| | |
|---|---|
| Total Volume Purged Units | mL |
| Total Volume Purged | 0.5 |

## Parameters

| | |
|---|---|
| pH | 7.36 |
| pH 2 decimals | 7.36 |
| Specific Conductivity Units | mS/cm[c] |
| Specific Conductivity | 1.019 |
| spec cond sig figs | 1.019 |
| Turbidity (NTU) | 2.87 |
| Turbidity reading outside range of meter? | No |
| turbidity sig figs | 2.9 |
| Dissolved Oxygen (DO) (mg/L) | 2.73 |
| DO 2 decimals | 2.73 |
| Temperature (°C) | 26.76 |
| temp 2 decimals | 26.76 |
| Redox (ORP) (mV) | -411.2 |
| orp 2 decimals | -411.20 |
| parameters | -12:19\|DTW:173.42\|pH: 7.36\|SpCND: 1.019\|TRB: 2.87\|DO: 2.73\|T: 26.76\|ORP: -411.2 |
| Stabilization Calculation | pH: ; SpCND: ; TRB: ; DO: ; T: ; ORP: ; Time Elapsed: 10 min<br>Parameters unstable -- Do not sample |
| Color | Clear |
| Notable Odors | No Odor |

Well is considered stabilized and ready for sample collection when the following is met for three consecutive readings collected at 3 to 5 minute intervals: -turbidity remains within 10% (or if three consecutive values are <5NTU) -specific conductance and temp remain within 3% -ORP within + or - 10 mV -DO within 10% (or if three consecutive values are <0.5 mg/L) -pH within 0.1 unit

## -12:24|DTW:173.42|pH: 7.33|SpCND: 1.018|TRB: 2.87|DO: 2.75|T: 26.81|ORP: -413.1

## Calculation Specific Fields

| | |
|---|---|
| Total Vol Purged L Only | 0.0005 |
| Flow Rate L/min Only | 0.3 |
| Site ID, Well ID | Default Site, WR-359A |
| Reading Time | 12:24 |
| Minutes Elapsed between readings | 5 |
| Total Elapsed Minutes (during parameter readings) | 15 |
| Total Elapsed Minutes from Purge Start Time | 0 |

## Purge and Flow

| | |
|---|---|
| Flow Rate Units | mL/min |
| Flow Rate | 300 |
| Depth to Water | 173.42 |
| Theoretical Total Volume Purged | 1.2 |
| Total Volume Purged Units | mL |
| Total Volume Purged | 0.5 |

## Parameters

| | |
|---|---|
| pH | 7.33 |
| pH 2 decimals | 7.33 |
| Specific Conductivity Units | mS/cm$^{c}$ |
| Specific Conductivity | 1.018 |
| spec cond sig figs | 1.018 |
| Turbidity (NTU) | 2.87 |
| Turbidity reading outside range of meter? | No |
| turbidity sig figs | 2.9 |
| Dissolved Oxygen (DO) (mg/L) | 2.75 |
| DO 2 decimals | 2.75 |
| Temperature (°C) | 26.81 |
| temp 2 decimals | 26.81 |
| Redox (ORP) (mV) | -413.1 |
| orp 2 decimals | -413.10 |
| parameters | -12:24\|DTW:173.42\|pH: 7.33\|SpCND: 1.018\|TRB: 2.87\|DO: 2.75\|T: 26.81\|ORP: -413.1 |
| Stabilization Calculation | pH: ; SpCND: ; TRB: ; DO: ; T: ; ORP: ; Time Elapsed: 15 min<br>Parameters unstable -- Do not sample |
| Color | Clear |
| Notable Odors | No Odor |

Well is considered stabilized and ready for sample collection when the following is met for three consecutive readings collected at 3 to 5 minute intervals: -turbidity remains within 10% (or if three consecutive values are <5NTU) -specific conductance and temp remain within 3% -ORP within + or - 10 mV -DO within 10% (or if three consecutive values are <0.5 mg/L) -pH within 0.1 unit

## -12:29|DTW:173.42|pH: 7.35|SpCND: 1.018|TRB: 2.87|DO: 2.75|T: 26.73|ORP: -411.6

### Calculation Specific Fields

| | |
|---|---|
| Total Vol Purged L Only | 0.0005 |
| Flow Rate L/min Only | 0.3 |
| Site ID, Well ID | Default Site, WR-359A |
| Reading Time | 12:29 |
| Minutes Elapsed between readings | 5 |
| Total Elapsed Minutes (during parameter readings) | 20 |
| Total Elapsed Minutes from Purge Start Time | 0 |

### Purge and Flow

| | |
|---|---|
| Flow Rate Units | mL/min |
| Flow Rate | 300 |
| Depth to Water | 173.42 |
| Theoretical Total Volume Purged | 1.6 |
| Total Volume Purged Units | mL |
| Total Volume Purged | 0.5 |

### Parameters

| | |
|---|---|
| pH | 7.35 |
| pH 2 decimals | 7.35 |
| Specific Conductivity Units | mS/cm$^{c}$ |

| | |
|---|---|
| Specific Conductivity | 1.018 |
| spec cond sig figs | 1.018 |
| Turbidity (NTU) | 2.87 |
| Turbidity reading outside range of meter? | No |
| turbidity sig figs | 2.9 |
| Dissolved Oxygen (DO) (mg/L) | 2.75 |
| DO 2 decimals | 2.75 |
| Temperature (°C) | 26.73 |
| temp 2 decimals | 26.73 |
| Redox (ORP) (mV) | -411.6 |
| orp 2 decimals | -411.60 |
| parameters | □-12:29\|DTW:173.42\|pH: 7.35\|SpCND: 1.018\|TRB: 2.87\|DO: 2.75\|T: 26.73\|ORP: -411.6 |
| Stabilization Calculation | pH: □; SpCND: □; TRB: □; DO: □; T: □; ORP: □; Time Elapsed: 20 min<br>All Parameters Stable -- Okay to sample |
| Color | Clear |
| Notable Odors | No Odor |

Well is considered stabilized and ready for sample collection when the following is met for three consecutive readings collected at 3 to 5 minute intervals: -turbidity remains within 10% (or if three consecutive values are <5NTU) -specific conductance and temp remain within 3% -ORP within + or - 10 mV -DO within 10% (or if three consecutive values are <0.5 mg/L) -pH within 0.1 unit

| | |
|---|---|
| Purge End Time (Before Sample Collection) | 12:30 |
| Theoretical Total Volume Purged | 1.6 |
| Total Purged | 0.5 |
| Did well go dry? | No |

## Well Dry

In order to view and enter sampling information below, you must measure DTW upon return and enter it in the field above.

## Sample Information

| | |
|---|---|
| Type of Equipment Used - Sample | Submersible Pump |

## Flow Measurements

## Mid-Section

## Segment 1

When depth > 2.5 ft, enter the average of 2 depth velocity readings.

## Segment 2

When depth > 2.5 ft, enter the average of 2 depth velocity readings.

## Segment 3

When depth > 2.5 ft, enter the average of 2 depth velocity readings.

## Segment 4

When depth > 2.5 ft, enter the average of 2 depth velocity readings.

## Segment 5

When depth > 2.5 ft, enter the average of 2 depth velocity readings.

## Segment 6

When depth > 2.5 ft, enter the average of 2 depth velocity readings.

## Segment 7

When depth > 2.5 ft, enter the average of 2 depth velocity readings.

## Segment 8

When depth > 2.5 ft, enter the average of 2 depth velocity readings.

## Segment 9

When depth > 2.5 ft, enter the average of 2 depth velocity readings.

## Segment 10

When depth > 2.5 ft, enter the average of 2 depth velocity readings.

## Segment 11

When depth > 2.5 ft, enter the average of 2 depth velocity readings.

## Segment 12

When depth > 2.5 ft, enter the average of 2 depth velocity readings.

## Segment 13

When depth > 2.5 ft, enter the average of 2 depth velocity readings.

## Segment 14

When depth > 2.5 ft, enter the average of 2 depth velocity readings.

## Segment 15

When depth > 2.5 ft, enter the average of 2 depth velocity readings.

## Segment 16

When depth > 2.5 ft, enter the average of 2 depth velocity readings.

## Segment 17

When depth > 2.5 ft, enter the average of 2 depth velocity readings.

## Segment 18

When depth > 2.5 ft, enter the average of 2 depth velocity readings.

## Segment 19

When depth > 2.5 ft, enter the average of 2 depth velocity readings.

## Segment 20

When depth > 2.5 ft, enter the average of 2 depth velocity readings.

## Segment 21

When depth > 2.5 ft, enter the average of 2 depth velocity readings.

## Segment 22

When depth > 2.5 ft, enter the average of 2 depth velocity readings.

## Segment 23

When depth > 2.5 ft, enter the average of 2 depth velocity readings.

## Segment 24

When depth > 2.5 ft, enter the average of 2 depth velocity readings.

## Segment 25

When depth > 2.5 ft, enter the average of 2 depth velocity readings.

## Segment 26

When depth > 2.5 ft, enter the average of 2 depth velocity readings.

## Segment 27

When depth > 2.5 ft, enter the average of 2 depth velocity readings.

## Segment 28

When depth > 2.5 ft, enter the average of 2 depth velocity readings.

## Segment 29

When depth > 2.5 ft, enter the average of 2 depth velocity readings.

## Segment 30

When depth > 2.5 ft, enter the average of 2 depth velocity readings.

## Close Out

| | |
|---|---|
| Scope of Work Status | In Progress |
| General Comments | None |

## Kinder Morgan, WR-430A, 2024-03-13

| | |
|---|---|
| Project | Kinder Morgan_Silvercroft_E2E |
| Created | 2024-03-13 09:24:13 MST by Sascha Arnold |
| Updated | 2024-03-13 10:29:13 MST by Sascha Arnold |
| Location | , |
| Status | In Progress |

Please refer to the relevant TGI documents contained in the "Reference Files" of this app for additional instruction.

## Index

| | |
|---|---|
| Was Duplicated | 0 |
| Planned Latitude | 32.2627111500 |
| Planned_Longitude | -111.0126535900 |
| Facility ID | 521 |
| Area ID | 1588 |
| Asset ID | 37743 |
| Work Order ID | 834 |
| Work Order Activity Detail ID | 44560 |
| Well or SW Asset | Well |
| Asset Subtype | Monitoring |

## General Information

| | |
|---|---|
| Select Project | Kinder Morgan, Silvercroft, Default Site |
| Client | Kinder Morgan |
| Facility Name | Silvercroft |
| Project Number | 30198741 |
| Area Name | Default Site |
| Location | W Silverbell Tree Dr. / N Silver Island Way, Tucson, AZ |
| Date | 2024-03-13 |
| Field Personnel | Sascha Arnold |
| NOTES AND DIRECTIONS | Also collect ferrous iron and sulfite in the field immediately after sample collection utilizing a Hach® DR820 spectrometer and a Hach® SU-5 Sulfite Test Kit |

## Scope of Work

| | |
|---|---|
| Location Type | Planned |
| Select Asset | WR-430A |
| Asset Name | WR-430A |
| Scope of Work | Q1 2024 GW Sampling, 2024-01-22, Groundwater Monitoring |
| Length Units | Imperial |
| Volume Units | Imperial |
| Work to be Performed at Location | Groundwater Sampling and Water Level Measurement |

Work to be Performed at Location: Gauging Only - well is to be gauged for potentiometric surface and not sampled as part of scope of work Gauging and GW Sampling - Well is gauged and sampled in the same record. Surface Water Sampling - Location is a surface water monitoring location Well Inspection Only - well is not gauged or sampled, only inspected

## Location Info

| | |
|---|---|
| Coordinate Source | Planned |

## Weather Conditions

| | |
|---|---|
| Fetch Weather | N/A |
| Weather | Sunny warm |

## Well Details

| | |
|---|---|
| Detail Correction Required | Yes |
| Top of Screen (ft bgs) | 136.00 |
| Bottom of Screen (ft bgs) | 196.00 |
| Well Casing Material | |
| Measuring Point (mp) Description | Top of Outer Casing |
| Constructed Total Depth (ft bgs) | 198.00 |
| Enter Gauging Data | Yes |

## Water Elevation Details

| | |
|---|---|
| Gauging Equipment | Interface Probe |
| Gauging Date | 2024-02-28 |
| Gauging Time | 09:59 |

## Well Head Gas Reading

| | |
|---|---|
| Select Screening Parameters | None |
| Is water present? | Yes |
| Static Water Level | 169.44 |
| DTW QC Check | N/A |
| Product Present | No |
| Total Depth Recorded | No |
| Reason Total Depth Not Recorded | Na |
| TD QC Check | TD is >3 ft from constructed measurement. Check in with PM/TM |
| Water Column | 28.56 |
| Sheen? | No |
| Odor? | No |
| Enter Evacuation Data | Yes |

## Evacuation Details

| | |
|---|---|
| Evacuation date | 2024-03-13 |
| Purge Method | Low Flow |

## No-Purge

| | |
|---|---|
| Type of No-Purge Equipment Used | |

## Retrieval Details

If anything has changed since deployment, please note these changes in the general comment section at the end of the form.

| | |
|---|---|
| Total Time Deployed (days) | Please enter all deployment and retrieval dates and times to calculate elapsed time. |

## Purge

| | |
|---|---|
| Type of Equipment Used - Purge | Submersible Pump |
| Purge Start Time | 10:00 |
| Enter Water Quality Parameters | Yes |

## Water Quality Parameters

| | |
|---|---|
| Water Quality Meter Make/Model | YSI 556 |
| Select the Parameters you want to measure below. | |
| Select Measured Parameters | pH, Specific Conductivity, Turbidity (NTU), Dissolved Oxygen (DO) (mg/L), Temperature (°C), Redox (ORP) (mV) |

## -10:05|DTW:169.44|pH: 6.65|SpCND: 1.314|TRB: 1.42|DO: 6.23|T: 21.52|ORP: -373.9

## Calculation Specific Fields

| | |
|---|---|
| Total Vol Purged L Only | 0.00005 |
| Flow Rate L/min Only | 0.3 |
| Site ID, Well ID | Default Site, WR-430A |
| Reading Time | 10:05 |
| Minutes Elapsed between readings | 0 |
| Total Elapsed Minutes (during parameter readings) | 0 |
| Total Elapsed Minutes from Purge Start Time | 5 |

## Purge and Flow

| | |
|---|---|
| Flow Rate Units | mL/min |
| Flow Rate | 300 |
| Depth to Water | 169.44 |
| Theoretical Total Volume Purged | 0.4 |
| Total Volume Purged Units | mL |
| Total Volume Purged | 0.05 |

## Parameters

| | |
|---|---|
| pH | 6.65 |
| pH 2 decimals | 6.65 |
| Specific Conductivity Units | mS/cm$^{c}$ |
| Specific Conductivity | 1.314 |
| spec cond sig figs | 1.314 |
| Turbidity (NTU) | 1.42 |
| Turbidity reading outside range of meter? | No |
| turbidity sig figs | 1.4 |
| Dissolved Oxygen (DO) (mg/L) | 6.23 |
| DO 2 decimals | 6.23 |
| Temperature (°C) | 21.52 |
| temp 2 decimals | 21.52 |
| Redox (ORP) (mV) | -373.9 |
| orp 2 decimals | -373.90 |
| parameters | -10:05\|DTW:169.44\|pH: 6.65\|SpCND: 1.314\|TRB: 1.42\|DO: 6.23\|T: 21.52\|ORP: -373.9 |
| Stabilization Calculation | 1/3 Measurement intervals before stability can be calculated |
| Color | Clear |
| Notable Odors | No Odor |

Well is considered stabilized and ready for sample collection when the following is met for three consecutive readings collected at 3 to 5 minute intervals: -turbidity remains within 10% (or if three consecutive values are <5NTU) -specific conductance and temp remain within 3% -ORP within + or - 10 mV -DO within 10% (or if three consecutive values are <0.5 mg/L) -pH within 0.1 unit

## -10:12|DTW:169.44|pH: 7.01|SpCND: 1.388|TRB: 1.42|DO: 2.98|T: 24.91|ORP: -382

### Calculation Specific Fields

| | |
|---|---|
| Total Vol Purged L Only | 0.0005 |
| Flow Rate L/min Only | 0.3 |
| Site ID, Well ID | Default Site, WR-430A |
| Reading Time | 10:12 |
| Minutes Elapsed between readings | 7 |
| Total Elapsed Minutes (during parameter readings) | 7 |
| Total Elapsed Minutes from Purge Start Time | 12 |

### Purge and Flow

| | |
|---|---|
| Flow Rate Units | mL/min |
| Flow Rate | 300 |
| Depth to Water | 169.44 |
| Theoretical Total Volume Purged | 0.95 |
| Total Volume Purged Units | mL |
| Total Volume Purged | 0.5 |

### Parameters

| | |
|---|---|
| pH | 7.01 |
| pH 2 decimals | 7.01 |
| Specific Conductivity Units | mS/cm$^{c}$ |
| Specific Conductivity | 1.388 |
| spec cond sig figs | 1.388 |
| Turbidity (NTU) | 1.42 |
| Turbidity reading outside range of meter? | No |
| turbidity sig figs | 1.4 |
| Dissolved Oxygen (DO) (mg/L) | 2.98 |
| DO 2 decimals | 2.98 |
| Temperature (°C) | 24.91 |
| temp 2 decimals | 24.91 |
| Redox (ORP) (mV) | -382 |
| orp 2 decimals | -382.00 |
| parameters | -10:12\|DTW:169.44\|pH: 7.01\|SpCND: 1.388\|TRB: 1.42\|DO: 2.98\|T: 24.91\|ORP: -382 |
| Stabilization Calculation | 2/3 Measurement intervals before stability can be calculated |
| Color | Clear |
| Notable Odors | No Odor |

Well is considered stabilized and ready for sample collection when the following is met for three consecutive readings collected at 3 to 5 minute intervals: -turbidity remains within 10% (or if three consecutive values are <5NTU) -specific conductance and temp remain within 3% -ORP within + or - 10 mV -DO within 10% (or if three consecutive values are <0.5 mg/L) -pH within 0.1 unit

## -10:17|DTW:169.44|pH: 7.06|SpCND: 1.415|TRB: 1.42|DO: 2.67|T: 24.93|ORP: -390.5

## Calculation Specific Fields

| | |
|---|---|
| Total Vol Purged L Only | 0.0005 |
| Flow Rate L/min Only | 0.3 |
| Site ID, Well ID | Default Site, WR-430A |
| Reading Time | 10:17 |
| Minutes Elapsed between readings | 5 |
| Total Elapsed Minutes (during parameter readings) | 12 |
| Total Elapsed Minutes from Purge Start Time | 17 |

## Purge and Flow

| | |
|---|---|
| Flow Rate Units | mL/min |
| Flow Rate | 300 |
| Depth to Water | 169.44 |
| Theoretical Total Volume Purged | 1.35 |
| Total Volume Purged Units | mL |
| Total Volume Purged | 0.5 |

## Parameters

| | |
|---|---|
| pH | 7.06 |
| pH 2 decimals | 7.06 |
| Specific Conductivity Units | mS/cm[c] |
| Specific Conductivity | 1.415 |
| spec cond sig figs | 1.415 |
| Turbidity (NTU) | 1.42 |
| Turbidity reading outside range of meter? | No |
| turbidity sig figs | 1.4 |
| Dissolved Oxygen (DO) (mg/L) | 2.67 |
| DO 2 decimals | 2.67 |
| Temperature (°C) | 24.93 |
| temp 2 decimals | 24.93 |
| Redox (ORP) (mV) | -390.5 |
| orp 2 decimals | -390.50 |
| parameters | -10:17\|DTW:169.44\|pH: 7.06\|SpCND: 1.415\|TRB: 1.42\|DO: 2.67\|T: 24.93\|ORP: -390.5 |
| Stabilization Calculation | pH: ; SpCND: ; TRB: ; DO: ; T: ; ORP: ; Time Elapsed: 12 min<br>Parameters unstable -- Do not sample |
| Color | Clear |
| Notable Odors | No Odor |

Well is considered stabilized and ready for sample collection when the following is met for three consecutive readings collected at 3 to 5 minute intervals: -turbidity remains within 10% (or if three consecutive values are <5NTU) -specific conductance and temp remain within 3% -ORP within + or - 10 mV -DO within 10% (or if three consecutive values are <0.5 mg/L) -pH within 0.1 unit

## -10:22|DTW:169.44|pH: 7.1|SpCND: 1.38|TRB: 1.42|DO: 2.65|T: 25.15|ORP: -388.3

## Calculation Specific Fields

| | |
|---|---|
| Total Vol Purged L Only | 0.0005 |
| Flow Rate L/min Only | 0.3 |

| | |
|---|---|
| Site ID, Well ID | Default Site, WR-430A |
| Reading Time | 10:22 |
| Minutes Elapsed between readings | 5 |
| Total Elapsed Minutes (during parameter readings) | 17 |
| Total Elapsed Minutes from Purge Start Time | 22 |

## Purge and Flow

| | |
|---|---|
| Flow Rate Units | mL/min |
| Flow Rate | 300 |
| Depth to Water | 169.44 |
| Theoretical Total Volume Purged | 1.75 |
| Total Volume Purged Units | mL |
| Total Volume Purged | 0.5 |

## Parameters

| | |
|---|---|
| pH | 7.1 |
| pH 2 decimals | 7.10 |
| Specific Conductivity Units | mS/cm$^{c}$ |
| Specific Conductivity | 1.38 |
| spec cond sig figs | 1.38 |
| Turbidity (NTU) | 1.42 |
| Turbidity reading outside range of meter? | No |
| turbidity sig figs | 1.4 |
| Dissolved Oxygen (DO) (mg/L) | 2.65 |
| DO 2 decimals | 2.65 |
| Temperature (°C) | 25.15 |
| temp 2 decimals | 25.15 |
| Redox (ORP) (mV) | -388.3 |
| orp 2 decimals | -388.30 |
| parameters | -10:22\|DTW:169.44\|pH: 7.1\|SpCND: 1.38\|TRB: 1.42\|DO: 2.65\|T: 25.15\|ORP: -388.3 |
| Stabilization Calculation | pH: ; SpCND: ; TRB: ; DO: ; T: ; ORP: ; Time Elapsed: 17 min<br>Parameters unstable -- Do not sample |
| Color | Clear |
| Notable Odors | No Odor |

Well is considered stabilized and ready for sample collection when the following is met for three consecutive readings collected at 3 to 5 minute intervals: -turbidity remains within 10% (or if three consecutive values are <5NTU) -specific conductance and temp remain within 3% -ORP within + or - 10 mV -DO within 10% (or if three consecutive values are <0.5 mg/L) -pH within 0.1 unit

## -10:26|DTW:169.44|pH: 7.01|SpCND: 1.413|TRB: 1.42|DO: 2.67|T: 25.25|ORP: -388.9

## Calculation Specific Fields

| | |
|---|---|
| Total Vol Purged L Only | 0.0005 |
| Flow Rate L/min Only | 0.3 |
| Site ID, Well ID | Default Site, WR-430A |
| Reading Time | 10:26 |
| Minutes Elapsed between readings | 4 |

| | |
|---|---|
| Total Elapsed Minutes (during parameter readings) | 21 |
| Total Elapsed Minutes from Purge Start Time | 26 |

## Purge and Flow

| | |
|---|---|
| Flow Rate Units | mL/min |
| Flow Rate | 300 |
| Depth to Water | 169.44 |
| Theoretical Total Volume Purged | 2.07 |
| Total Volume Purged Units | mL |
| Total Volume Purged | 0.5 |

## Parameters

| | |
|---|---|
| pH | 7.01 |
| pH 2 decimals | 7.01 |
| Specific Conductivity Units | mS/cm[c] |
| Specific Conductivity | 1.413 |
| spec cond sig figs | 1.413 |
| Turbidity (NTU) | 1.42 |
| Turbidity reading outside range of meter? | No |
| turbidity sig figs | 1.4 |
| Dissolved Oxygen (DO) (mg/L) | 2.67 |
| DO 2 decimals | 2.67 |
| Temperature (°C) | 25.25 |
| temp 2 decimals | 25.25 |
| Redox (ORP) (mV) | -388.9 |
| orp 2 decimals | -388.90 |
| parameters | -10:26\|DTW:169.44\|pH: 7.01\|SpCND: 1.413\|TRB: 1.42\|DO: 2.67\|T: 25.25\|ORP: -388.9 |
| Stabilization Calculation | pH: ; SpCND: ; TRB: ; DO: ; T: ; ORP: ; Time Elapsed: 21 min<br>All Parameters Stable -- Okay to sample |
| Color | Clear |
| Notable Odors | No Odor |

Well is considered stabilized and ready for sample collection when the following is met for three consecutive readings collected at 3 to 5 minute intervals: -turbidity remains within 10% (or if three consecutive values are <5NTU) -specific conductance and temp remain within 3% -ORP within + or - 10 mV -DO within 10% (or if three consecutive values are <0.5 mg/L) -pH within 0.1 unit

| | |
|---|---|
| Purge End Time (Before Sample Collection) | 10:29 |
| Theoretical Total Volume Purged | 2.07 |
| Total Purged | 5 |
| Did well go dry? | No |

## Well Dry

In order to view and enter sampling information below, you must measure DTW upon return and enter it in the field above.

## Sample Information

| | |
|---|---|
| Type of Equipment Used - Sample | Submersible Pump |

This sample record is still in draft. Please tap into the sample record and fill out all required fields so that other team members will be able to see it. Then save and sync. If the linked record displays "The requested record is not on the device", the linked record is only saved locally on the device where it was first created.

Warning: This record has been duplicated. If a sample is still linked, you must delete the old sample record and select or create a new one. Contact fieldnow@arcadis.com with questions.

Entering Sample Information The fields you see in the "Sample Summary Information" section are read-only fields. Click on the button (sample record) above to populate these details.

| | |
|---|---|
| Enter Inspection Data | No |

## Flow Measurements

## Mid-Section

### Segment 1

When depth > 2.5 ft, enter the average of 2 depth velocity readings.

### Segment 2

When depth > 2.5 ft, enter the average of 2 depth velocity readings.

### Segment 3

When depth > 2.5 ft, enter the average of 2 depth velocity readings.

### Segment 4

When depth > 2.5 ft, enter the average of 2 depth velocity readings.

### Segment 5

When depth > 2.5 ft, enter the average of 2 depth velocity readings.

### Segment 6

When depth > 2.5 ft, enter the average of 2 depth velocity readings.

### Segment 7

When depth > 2.5 ft, enter the average of 2 depth velocity readings.

### Segment 8

When depth > 2.5 ft, enter the average of 2 depth velocity readings.

### Segment 9

When depth > 2.5 ft, enter the average of 2 depth velocity readings.

### Segment 10

When depth > 2.5 ft, enter the average of 2 depth velocity readings.

### Segment 11

When depth > 2.5 ft, enter the average of 2 depth velocity readings.

### Segment 12

When depth > 2.5 ft, enter the average of 2 depth velocity readings.

### Segment 13

When depth > 2.5 ft, enter the average of 2 depth velocity readings.

## Segment 14

When depth > 2.5 ft, enter the average of 2 depth velocity readings.

## Segment 15

When depth > 2.5 ft, enter the average of 2 depth velocity readings.

## Segment 16

When depth > 2.5 ft, enter the average of 2 depth velocity readings.

## Segment 17

When depth > 2.5 ft, enter the average of 2 depth velocity readings.

## Segment 18

When depth > 2.5 ft, enter the average of 2 depth velocity readings.

## Segment 19

When depth > 2.5 ft, enter the average of 2 depth velocity readings.

## Segment 20

When depth > 2.5 ft, enter the average of 2 depth velocity readings.

## Segment 21

When depth > 2.5 ft, enter the average of 2 depth velocity readings.

## Segment 22

When depth > 2.5 ft, enter the average of 2 depth velocity readings.

## Segment 23

When depth > 2.5 ft, enter the average of 2 depth velocity readings.

## Segment 24

When depth > 2.5 ft, enter the average of 2 depth velocity readings.

## Segment 25

When depth > 2.5 ft, enter the average of 2 depth velocity readings.

## Segment 26

When depth > 2.5 ft, enter the average of 2 depth velocity readings.

## Segment 27

When depth > 2.5 ft, enter the average of 2 depth velocity readings.

## Segment 28

When depth > 2.5 ft, enter the average of 2 depth velocity readings.

## Segment 29

When depth > 2.5 ft, enter the average of 2 depth velocity readings.

## Segment 30

When depth > 2.5 ft, enter the average of 2 depth velocity readings.

## Close Out

| | |
|---|---|
| Scope of Work Status | In Progress |
| General Comments | None |

## Kinder Morgan, WR-463A, 2024-03-06

| | |
|---|---|
| Project | Kinder Morgan_Silvercroft_E2E |
| Created | 2024-03-06 13:01:45 MST by Sascha Arnold |
| Updated | 2024-03-06 13:45:21 MST by Sascha Arnold |
| Location | , |
| Status | In Progress |

Please refer to the relevant TGI documents contained in the "Reference Files" of this app for additional instruction.

## Index

| | |
|---|---|
| Was Duplicated | 0 |
| Planned Latitude | 32.2616421400 |
| Planned_Longitude | -111.0106557100 |
| Facility ID | 521 |
| Area ID | 1588 |
| Asset ID | 37744 |
| Work Order ID | 834 |
| Work Order Activity Detail ID | 44561 |
| Well or SW Asset | Well |
| Asset Subtype | Monitoring |

## General Information

| | |
|---|---|
| Select Project | Kinder Morgan, Silvercroft, Default Site |
| Client | Kinder Morgan |
| Facility Name | Silvercroft |
| Project Number | 30198741 |
| Area Name | Default Site |
| Location | W Silverbell Tree Dr. / N Silver Island Way, Tucson, AZ |
| Date | 2024-03-06 |
| Field Personnel | Sascha Arnold |
| NOTES AND DIRECTIONS | Also collect ferrous iron and sulfite in the field immediately after sample collection utilizing a Hach® DR820 spectrometer and a Hach® SU-5 Sulfite Test Kit |

## Scope of Work

| | |
|---|---|
| Location Type | Planned |
| Select Asset | WR-463A |
| Asset Name | WR-463A |
| Scope of Work | Q1 2024 GW Sampling, 2024-01-22, Groundwater Monitoring |
| Length Units | Imperial |
| Volume Units | Imperial |
| Work to be Performed at Location | Groundwater Sampling and Water Level Measurement |

Work to be Performed at Location: Gauging Only - well is to be gauged for potentiometric surface and not sampled as part of scope of work Gauging and GW Sampling - Well is gauged and sampled in the same record. Surface Water Sampling - Location is a surface water monitoring location Well Inspection Only - well is not gauged or sampled, only inspected

## Location Info

| | |
|---|---|
| Coordinate Source | Planned |

## Weather Conditions

| | |
|---|---|
| Fetch Weather | N/A |
| Weather | Cloudy |

## Well Details

| | |
|---|---|
| Detail Correction Required | No |
| Top of Screen (ft bgs) | 140.00 |
| Bottom of Screen (ft bgs) | 219.00 |
| Well Casing Material | |
| Measuring Point (mp) Description | Top of Outer Casing |
| Constructed Total Depth (ft bgs) | 220.00 |
| Enter Gauging Data | Yes |

## Water Elevation Details

| | |
|---|---|
| Gauging Equipment | Interface Probe |
| Gauging Date | 2024-02-28 |
| Gauging Time | 13:02 |

## Well Head Gas Reading

| | |
|---|---|
| Select Screening Parameters | None |
| Is water present? | Yes |
| Static Water Level | 146.6 |
| DTW QC Check | N/A |
| Product Present | No |
| Total Depth Recorded | No |
| Reason Total Depth Not Recorded | Nm |
| TD QC Check | TD is >3 ft from constructed measurement. Check in with PM/TM |
| Water Column | 73.4 |
| Sheen? | No |
| Odor? | No |
| Notes | Fe=0.02, Mn=0.0, sulfite=0.64-1.28 |
| Enter Evacuation Data | Yes |

## Evacuation Details

| | |
|---|---|
| Evacuation date | 2024-03-06 |
| Purge Method | Low Flow |

## No-Purge

| | |
|---|---|
| Type of No-Purge Equipment Used | |

## Retrieval Details

| | |
|---|---|
| If anything has changed since deployment, please note these changes in the general comment section at the end of the form. | |
| Total Time Deployed (days) | Please enter all deployment and retrieval dates and times to calculate elapsed time. |

## Purge

| | |
|---|---|
| Type of Equipment Used - Purge | Submersible Pump |
| Pump Intake Depth | 152 |

| | |
|---|---|
| Purge Start Time | 13:07 |
| Enter Water Quality Parameters | Yes |

## Water Quality Parameters

| | |
|---|---|
| Water Quality Meter Make/Model | YSI 556 |
| Select the Parameters you want to measure below. | |
| Select Measured Parameters | pH, Specific Conductivity, Turbidity (NTU), Dissolved Oxygen (DO) (mg/L), Temperature (°C), Redox (ORP) (mV) |

## -13:08|DTW:146.6|pH: 7.64|SpCND: 0.767|TRB: 1.1|DO: 6.64|T: 20.89|ORP: -332

## Calculation Specific Fields

| | |
|---|---|
| Total Vol Purged L Only | 0.0001 |
| Flow Rate L/min Only | 0.3 |
| Site ID, Well ID | Default Site, WR-463A |
| Reading Time | 13:08 |
| Minutes Elapsed between readings | 0 |
| Total Elapsed Minutes (during parameter readings) | 0 |
| Total Elapsed Minutes from Purge Start Time | 1 |

## Purge and Flow

| | |
|---|---|
| Flow Rate Units | mL/min |
| Flow Rate | 300 |
| Depth to Water | 146.6 |
| Theoretical Total Volume Purged | 0.08 |
| Total Volume Purged Units | mL |
| Total Volume Purged | 0.1 |

## Parameters

| | |
|---|---|
| pH | 7.64 |
| pH 2 decimals | 7.64 |
| Specific Conductivity Units | mS/cm$^{c}$ |
| Specific Conductivity | 0.767 |
| spec cond sig figs | 0.767 |
| Turbidity (NTU) | 1.1 |
| Turbidity reading outside range of meter? | No |
| turbidity sig figs | 1.1 |
| Dissolved Oxygen (DO) (mg/L) | 6.64 |
| DO 2 decimals | 6.64 |
| Temperature (°C) | 20.89 |
| temp 2 decimals | 20.89 |
| Redox (ORP) (mV) | -332 |
| orp 2 decimals | -332.00 |
| parameters | -13:08\|DTW:146.6\|pH: 7.64\|SpCND: 0.767\|TRB: 1.1\|DO: 6.64\|T: 20.89\|ORP: -332 |
| Stabilization Calculation | 1/3 Measurement intervals before stability can be calculated |
| Color | Clear |

| | |
|---|---|
| Notable Odors | No Odor |

Well is considered stabilized and ready for sample collection when the following is met for three consecutive readings collected at 3 to 5 minute intervals: -turbidity remains within 10% (or if three consecutive values are <5NTU) -specific conductance and temp remain within 3% -ORP within + or - 10 mV -DO within 10% (or if three consecutive values are <0.5 mg/L) -pH within 0.1 unit

## -13:14|DTW:146.6|pH: 7.48|SpCND: 0.572|TRB: 1.1|DO: 6.63|T: 21.57|ORP: -343

### Calculation Specific Fields

| | |
|---|---|
| Total Vol Purged L Only | 0.0006 |
| Flow Rate L/min Only | 0.3 |
| Site ID, Well ID | Default Site, WR-463A |
| Reading Time | 13:14 |
| Minutes Elapsed between readings | 6 |
| Total Elapsed Minutes (during parameter readings) | 6 |
| Total Elapsed Minutes from Purge Start Time | 7 |

### Purge and Flow

| | |
|---|---|
| Flow Rate Units | mL/min |
| Flow Rate | 300 |
| Depth to Water | 146.6 |
| Theoretical Total Volume Purged | 0.56 |
| Total Volume Purged Units | mL |
| Total Volume Purged | 0.6 |

### Parameters

| | |
|---|---|
| pH | 7.48 |
| pH 2 decimals | 7.48 |
| Specific Conductivity Units | mS/cm[c] |
| Specific Conductivity | 0.572 |
| spec cond sig figs | 0.572 |
| Turbidity (NTU) | 1.1 |
| Turbidity reading outside range of meter? | No |
| turbidity sig figs | 1.1 |
| Dissolved Oxygen (DO) (mg/L) | 6.63 |
| DO 2 decimals | 6.63 |
| Temperature (°C) | 21.57 |
| temp 2 decimals | 21.57 |
| Redox (ORP) (mV) | -343 |
| orp 2 decimals | -343.00 |
| parameters | -13:14\|DTW:146.6\|pH: 7.48\|SpCND: 0.572\|TRB: 1.1\|DO: 6.63\|T: 21.57\|ORP: -343 |
| Stabilization Calculation | 2/3 Measurement intervals before stability can be calculated |
| Color | Clear |
| Notable Odors | No Odor |

Well is considered stabilized and ready for sample collection when the following is met for three consecutive readings collected at 3 to 5 minute intervals: -turbidity remains within 10% (or if three consecutive values are <5NTU) -specific conductance and temp remain within 3% -ORP within + or - 10 mV -DO within 10% (or if three consecutive values are <0.5 mg/L) -pH within 0.1 unit

## -13:31|DTW:146.6|pH: 7.55|SpCND: 0.565|TRB: 1.16|DO: 6.32|T: 21.17|ORP: -335

### Calculation Specific Fields

| | |
|---|---|
| Total Vol Purged L Only | 0.002 |
| Flow Rate L/min Only | 0.3 |
| Site ID, Well ID | Default Site, WR-463A |
| Reading Time | 13:31 |
| Minutes Elapsed between readings | 17 |
| Total Elapsed Minutes (during parameter readings) | 23 |
| Total Elapsed Minutes from Purge Start Time | 24 |

### Purge and Flow

| | |
|---|---|
| Flow Rate Units | mL/min |
| Flow Rate | 300 |
| Depth to Water | 146.6 |
| Theoretical Total Volume Purged | 1.91 |
| Total Volume Purged Units | mL |
| Total Volume Purged | 2 |

### Parameters

| | |
|---|---|
| pH | 7.55 |
| pH 2 decimals | 7.55 |
| Specific Conductivity Units | mS/cm[c] |
| Specific Conductivity | 0.565 |
| spec cond sig figs | 0.565 |
| Turbidity (NTU) | 1.16 |
| Turbidity reading outside range of meter? | No |
| turbidity sig figs | 1.2 |
| Dissolved Oxygen (DO) (mg/L) | 6.32 |
| DO 2 decimals | 6.32 |
| Temperature (°C) | 21.17 |
| temp 2 decimals | 21.17 |
| Redox (ORP) (mV) | -335 |
| orp 2 decimals | -335.00 |
| parameters | -13:31\|DTW:146.6\|pH: 7.55\|SpCND: 0.565\|TRB: 1.16\|DO: 6.32\|T: 21.17\|ORP: -335 |
| Stabilization Calculation | pH: ; SpCND: ; TRB: ; DO: ; T: ; ORP: ; Time Elapsed: 23 min<br>Parameters unstable -- Do not sample |
| Color | Clear |
| Notable Odors | No Odor |

Well is considered stabilized and ready for sample collection when the following is met for three consecutive readings collected at 3 to 5 minute intervals: -turbidity remains within 10% (or if three consecutive values are <5NTU) -specific conductance and temp remain within 3% -ORP within + or - 10 mV -DO within 10% (or if three consecutive values are <0.5 mg/L) -pH within 0.1 unit

## -13:35|DTW:146.6|pH: 7.5|SpCND: 0.561|TRB: 1.15|DO: 6.14|T: 21.71|ORP: -335

### Calculation Specific Fields

| | |
|---|---|
| Total Vol Purged L Only | 0.0023 |

| | |
|---|---|
| Flow Rate L/min Only | 0.3 |
| Site ID, Well ID | Default Site, WR-463A |
| Reading Time | 13:35 |
| Minutes Elapsed between readings | 4 |
| Total Elapsed Minutes (during parameter readings) | 27 |
| Total Elapsed Minutes from Purge Start Time | 28 |

## Purge and Flow

| | |
|---|---|
| Flow Rate Units | mL/min |
| Flow Rate | 300 |
| Depth to Water | 146.6 |
| Theoretical Total Volume Purged | 2.23 |
| Total Volume Purged Units | mL |
| Total Volume Purged | 2.3 |

## Parameters

| | |
|---|---|
| pH | 7.5 |
| pH 2 decimals | 7.50 |
| Specific Conductivity Units | mS/cm[c] |
| Specific Conductivity | 0.561 |
| spec cond sig figs | 0.561 |
| Turbidity (NTU) | 1.15 |
| Turbidity reading outside range of meter? | No |
| turbidity sig figs | 1.1 |
| Dissolved Oxygen (DO) (mg/L) | 6.14 |
| DO 2 decimals | 6.14 |
| Temperature (°C) | 21.71 |
| temp 2 decimals | 21.71 |
| Redox (ORP) (mV) | -335 |
| orp 2 decimals | -335.00 |
| parameters | -13:35\|DTW:146.6\|pH: 7.5\|SpCND: 0.561\|TRB: 1.15\|DO: 6.14\|T: 21.71\|ORP: -335 |
| Stabilization Calculation | pH: ; SpCND: ; TRB: ; DO: ; T: ; ORP: ; Time Elapsed: 27 min<br>All Parameters Stable -- Okay to sample |
| Color | Clear |
| Notable Odors | No Odor |

Well is considered stabilized and ready for sample collection when the following is met for three consecutive readings collected at 3 to 5 minute intervals: -turbidity remains within 10% (or if three consecutive values are <5NTU) -specific conductance and temp remain within 3% -ORP within + or - 10 mV -DO within 10% (or if three consecutive values are <0.5 mg/L) -pH within 0.1 unit

| | |
|---|---|
| Purge End Time (Before Sample Collection) | 13:39 |
| Theoretical Total Volume Purged | 2.23 |
| Total Purged | 2.3 |
| Did well go dry? | No |

## Well Dry

In order to view and enter sampling information below, you must measure DTW upon return and enter it in the field above.

## Sample Information

| | |
|---|---|
| Type of Equipment Used - Sample | Submersible Pump |
| Enter Inspection Data | No |

## Flow Measurements

## Mid-Section

### Segment 1

When depth > 2.5 ft, enter the average of 2 depth velocity readings.

### Segment 2

When depth > 2.5 ft, enter the average of 2 depth velocity readings.

### Segment 3

When depth > 2.5 ft, enter the average of 2 depth velocity readings.

### Segment 4

When depth > 2.5 ft, enter the average of 2 depth velocity readings.

### Segment 5

When depth > 2.5 ft, enter the average of 2 depth velocity readings.

### Segment 6

When depth > 2.5 ft, enter the average of 2 depth velocity readings.

### Segment 7

When depth > 2.5 ft, enter the average of 2 depth velocity readings.

### Segment 8

When depth > 2.5 ft, enter the average of 2 depth velocity readings.

### Segment 9

When depth > 2.5 ft, enter the average of 2 depth velocity readings.

### Segment 10

When depth > 2.5 ft, enter the average of 2 depth velocity readings.

### Segment 11

When depth > 2.5 ft, enter the average of 2 depth velocity readings.

### Segment 12

When depth > 2.5 ft, enter the average of 2 depth velocity readings.

### Segment 13

When depth > 2.5 ft, enter the average of 2 depth velocity readings.

### Segment 14

When depth > 2.5 ft, enter the average of 2 depth velocity readings.

## Segment 15

When depth > 2.5 ft, enter the average of 2 depth velocity readings.

## Segment 16

When depth > 2.5 ft, enter the average of 2 depth velocity readings.

## Segment 17

When depth > 2.5 ft, enter the average of 2 depth velocity readings.

## Segment 18

When depth > 2.5 ft, enter the average of 2 depth velocity readings.

## Segment 19

When depth > 2.5 ft, enter the average of 2 depth velocity readings.

## Segment 20

When depth > 2.5 ft, enter the average of 2 depth velocity readings.

## Segment 21

When depth > 2.5 ft, enter the average of 2 depth velocity readings.

## Segment 22

When depth > 2.5 ft, enter the average of 2 depth velocity readings.

## Segment 23

When depth > 2.5 ft, enter the average of 2 depth velocity readings.

## Segment 24

When depth > 2.5 ft, enter the average of 2 depth velocity readings.

## Segment 25

When depth > 2.5 ft, enter the average of 2 depth velocity readings.

## Segment 26

When depth > 2.5 ft, enter the average of 2 depth velocity readings.

## Segment 27

When depth > 2.5 ft, enter the average of 2 depth velocity readings.

## Segment 28

When depth > 2.5 ft, enter the average of 2 depth velocity readings.

## Segment 29

When depth > 2.5 ft, enter the average of 2 depth velocity readings.

## Segment 30

When depth > 2.5 ft, enter the average of 2 depth velocity readings.

## Close Out

| | |
|---|---|
| Scope of Work Status | In Progress |

| | |
|---|---|
| General Comments | None |

## Kinder Morgan, WR-464A, 2024-03-07

| | |
|---|---|
| Project | Kinder Morgan_Silvercroft_E2E |
| Created | 2024-03-07 11:03:50 MST by Sascha Arnold |
| Updated | 2024-03-07 11:43:45 MST by Sascha Arnold |
| Location | , |
| Status | In Progress |

Please refer to the relevant TGI documents contained in the "Reference Files" of this app for additional instruction.

## Index

| | |
|---|---|
| Was Duplicated | 0 |
| Planned Latitude | 32.2618515300 |
| Planned_Longitude | -111.0144062400 |
| Facility ID | 521 |
| Area ID | 1588 |
| Asset ID | 37745 |
| Work Order ID | 834 |
| Work Order Activity Detail ID | 44562 |
| Well or SW Asset | Well |
| Asset Subtype | Monitoring |

## General Information

| | |
|---|---|
| Select Project | Kinder Morgan, Silvercroft, Default Site |
| Client | Kinder Morgan |
| Facility Name | Silvercroft |
| Project Number | 30198741 |
| Area Name | Default Site |
| Location | W Silverbell Tree Dr. / N Silver Island Way, Tucson, AZ |
| Date | 2024-03-07 |
| Field Personnel | Sascha Arnold |
| NOTES AND DIRECTIONS | Also collect ferrous iron and sulfite in the field immediately after sample collection utilizing a Hach® DR820 spectrometer and a Hach® SU-5 Sulfite Test Kit |

## Scope of Work

| | |
|---|---|
| Location Type | Planned |
| Select Asset | WR-464A |
| Asset Name | WR-464A |
| Scope of Work | Q1 2024 GW Sampling, 2024-01-22, Groundwater Monitoring |
| Length Units | Imperial |
| Volume Units | Imperial |
| Work to be Performed at Location | Groundwater Sampling and Water Level Measurement |

Work to be Performed at Location: Gauging Only - well is to be gauged for potentiometric surface and not sampled as part of scope of work Gauging and GW Sampling - Well is gauged and sampled in the same record. Surface Water Sampling - Location is a surface water monitoring location Well Inspection Only - well is not gauged or sampled, only inspected

## Location Info

| | |
|---|---|
| Coordinate Source | Planned |

## Weather Conditions

| | |
|---|---|
| Fetch Weather | N/A |
| Weather | Cloudy warm |

## Well Details

| | |
|---|---|
| Detail Correction Required | No |
| Top of Screen (ft bgs) | 110.00 |
| Bottom of Screen (ft bgs) | 218.00 |
| Well Casing Material | |
| Measuring Point (mp) Description | Top of Outer Casing |
| Constructed Total Depth (ft bgs) | 225.00 |
| Enter Gauging Data | Yes |

## Water Elevation Details

| | |
|---|---|
| Gauging Equipment | Interface Probe |
| Gauging Date | 2024-02-28 |
| Gauging Time | 11:05 |

## Well Head Gas Reading

| | |
|---|---|
| Select Screening Parameters | None |
| Is water present? | Yes |
| Static Water Level | 159.56 |
| DTW QC Check | N/A |
| Product Present | No |
| Total Depth Recorded | No |
| Reason Total Depth Not Recorded | Nm |
| TD QC Check | TD is >3 ft from constructed measurement. Check in with PM/TM |
| Water Column | 65.44 |
| Sheen? | No |
| Odor? | No |
| Notes | Fe =0.04 Mn=1.8 sulfate=0.64-1.28 |
| Enter Evacuation Data | Yes |

## Evacuation Details

| | |
|---|---|
| Evacuation date | 2024-03-07 |
| Purge Method | Low Flow |

## No-Purge

| | |
|---|---|
| Type of No-Purge Equipment Used | |

## Retrieval Details

If anything has changed since deployment, please note these changes in the general comment section at the end of the form.

| | |
|---|---|
| Total Time Deployed (days) | Please enter all deployment and retrieval dates and times to calculate elapsed time. |

## Purge

| | |
|---|---|
| Type of Equipment Used - Purge | Submersible Pump |
| Pump Intake Depth | 165 |

| | |
|---|---|
| Purge Start Time | 11:07 |
| Enter Water Quality Parameters | Yes |

## Water Quality Parameters

| | |
|---|---|
| Water Quality Meter Make/Model | YSI 556 |
| Select the Parameters you want to measure below. | |
| Select Measured Parameters | pH, Specific Conductivity, Turbidity (NTU), Dissolved Oxygen (DO) (mg/L), Temperature (°C), Redox (ORP) (mV) |

## -11:07|DTW:156.56|pH: 6.88|SpCND: 1.44|TRB: 1.66|DO: 3.54|T: 21.1|ORP: -308.9

## Calculation Specific Fields

| | |
|---|---|
| Total Vol Purged L Only | 0 |
| Flow Rate L/min Only | 0.3 |
| Site ID, Well ID | Default Site, WR-464A |
| Reading Time | 11:07 |
| Minutes Elapsed between readings | 0 |
| Total Elapsed Minutes (during parameter readings) | 0 |
| Total Elapsed Minutes from Purge Start Time | 0 |

## Purge and Flow

| | |
|---|---|
| Flow Rate Units | mL/min |
| Flow Rate | 300 |
| Depth to Water | 156.56 |
| Theoretical Total Volume Purged | 0.0 |
| Total Volume Purged Units | mL |
| Total Volume Purged | 0 |

## Parameters

| | |
|---|---|
| pH | 6.88 |
| pH 2 decimals | 6.88 |
| Specific Conductivity Units | mS/cm$^{c}$ |
| Specific Conductivity | 1.44 |
| spec cond sig figs | 1.44 |
| Turbidity (NTU) | 1.66 |
| Turbidity reading outside range of meter? | No |
| turbidity sig figs | 1.7 |
| Dissolved Oxygen (DO) (mg/L) | 3.54 |
| DO 2 decimals | 3.54 |
| Temperature (°C) | 21.1 |
| temp 2 decimals | 21.10 |
| Redox (ORP) (mV) | -308.9 |
| orp 2 decimals | -308.90 |
| parameters | -11:07\|DTW:156.56\|pH: 6.88\|SpCND: 1.44\|TRB: 1.66\|DO: 3.54\|T: 21.1\|ORP: -308.9 |
| Stabilization Calculation | 1/3 Measurement intervals before stability can be calculated |
| Color | Clear |

| | |
|---|---|
| Notable Odors | No Odor |

Well is considered stabilized and ready for sample collection when the following is met for three consecutive readings collected at 3 to 5 minute intervals: -turbidity remains within 10% (or if three consecutive values are <5NTU) -specific conductance and temp remain within 3% -ORP within + or - 10 mV -DO within 10% (or if three consecutive values are <0.5 mg/L) -pH within 0.1 unit

## -11:13|DTW:156.56|pH: 6.66|SpCND: 1.459|TRB: 1.66|DO: 3.01|T: 22.06|ORP: -315

### Calculation Specific Fields

| | |
|---|---|
| Total Vol Purged L Only | 0.0005 |
| Flow Rate L/min Only | 0.3 |
| Site ID, Well ID | Default Site, WR-464A |
| Reading Time | 11:13 |
| Minutes Elapsed between readings | 6 |
| Total Elapsed Minutes (during parameter readings) | 6 |
| Total Elapsed Minutes from Purge Start Time | 6 |

### Purge and Flow

| | |
|---|---|
| Flow Rate Units | mL/min |
| Flow Rate | 300 |
| Depth to Water | 156.56 |
| Theoretical Total Volume Purged | 0.48 |
| Total Volume Purged Units | mL |
| Total Volume Purged | 0.5 |

### Parameters

| | |
|---|---|
| pH | 6.66 |
| pH 2 decimals | 6.66 |
| Specific Conductivity Units | mS/cm$^{c}$ |
| Specific Conductivity | 1.459 |
| spec cond sig figs | 1.459 |
| Turbidity (NTU) | 1.66 |
| Turbidity reading outside range of meter? | No |
| turbidity sig figs | 1.7 |
| Dissolved Oxygen (DO) (mg/L) | 3.01 |
| DO 2 decimals | 3.01 |
| Temperature (°C) | 22.06 |
| temp 2 decimals | 22.06 |
| Redox (ORP) (mV) | -315 |
| orp 2 decimals | -315.00 |
| parameters | -11:13\|DTW:156.56\|pH: 6.66\|SpCND: 1.459\|TRB: 1.66\|DO: 3.01\|T: 22.06\|ORP: -315 |
| Stabilization Calculation | 2/3 Measurement intervals before stability can be calculated |
| Color | Clear |
| Notable Odors | No Odor |

Well is considered stabilized and ready for sample collection when the following is met for three consecutive readings collected at 3 to 5 minute intervals: -turbidity remains within 10% (or if three consecutive values are <5NTU) -specific conductance and temp remain within 3% -ORP within + or - 10 mV -DO within 10% (or if three consecutive values are <0.5 mg/L) -pH within 0.1 unit

## □-11:18|DTW:156.56|pH: 6.57|SpCND: 1.448|TRB: 1.66|DO: 1.87|T: 23.93|ORP: -347.78

### Calculation Specific Fields

| | |
|---|---|
| Total Vol Purged L Only | 0.00005 |
| Flow Rate L/min Only | 0.3 |
| Site ID, Well ID | Default Site, WR-464A |
| Reading Time | 11:18 |
| Minutes Elapsed between readings | 5 |
| Total Elapsed Minutes (during parameter readings) | 11 |
| Total Elapsed Minutes from Purge Start Time | 11 |

### Purge and Flow

| | |
|---|---|
| Flow Rate Units | mL/min |
| Flow Rate | 300 |
| Depth to Water | 156.56 |
| Theoretical Total Volume Purged | 0.88 |
| Total Volume Purged Units | mL |
| Total Volume Purged | 0.05 |

### Parameters

| | |
|---|---|
| pH | 6.57 |
| pH 2 decimals | 6.57 |
| Specific Conductivity Units | mS/cm[c] |
| Specific Conductivity | 1.448 |
| spec cond sig figs | 1.448 |
| Turbidity (NTU) | 1.66 |
| Turbidity reading outside range of meter? | No |
| turbidity sig figs | 1.7 |
| Dissolved Oxygen (DO) (mg/L) | 1.87 |
| DO 2 decimals | 1.87 |
| Temperature (°C) | 23.93 |
| temp 2 decimals | 23.93 |
| Redox (ORP) (mV) | -347.78 |
| orp 2 decimals | -347.78 |
| parameters | □-11:18\|DTW:156.56\|pH: 6.57\|SpCND: 1.448\|TRB: 1.66\|DO: 1.87\|T: 23.93\|ORP: -347.78 |
| Stabilization Calculation | pH: □; SpCND: □; TRB: □; DO: □; T: □; ORP: □; Time Elapsed: 11 min<br>Parameters unstable -- Do not sample |
| Color | Clear |
| Notable Odors | No Odor |

Well is considered stabilized and ready for sample collection when the following is met for three consecutive readings collected at 3 to 5 minute intervals: -turbidity remains within 10% (or if three consecutive values are <5NTU) -specific conductance and temp remain within 3% -ORP within + or - 10 mV -DO within 10% (or if three consecutive values are <0.5 mg/L) -pH within 0.1 unit

## □-11:23|DTW:159.56|pH: 6.57|SpCND: 1.461|TRB: 1.66|DO: 1.47|T: 23.46|ORP: -352.7

### Calculation Specific Fields

| | |
|---|---|
| Total Vol Purged L Only | 0.0013 |
| Flow Rate L/min Only | 0.3 |
| Site ID, Well ID | Default Site, WR-464A |
| Reading Time | 11:23 |
| Minutes Elapsed between readings | 5 |
| Total Elapsed Minutes (during parameter readings) | 16 |
| Total Elapsed Minutes from Purge Start Time | 16 |

## Purge and Flow

| | |
|---|---|
| Flow Rate Units | mL/min |
| Flow Rate | 300 |
| Depth to Water | 159.56 |
| Theoretical Total Volume Purged | 1.28 |
| Total Volume Purged Units | mL |
| Total Volume Purged | 1.3 |

## Parameters

| | |
|---|---|
| pH | 6.57 |
| pH 2 decimals | 6.57 |
| Specific Conductivity Units | mS/cm$^{c}$ |
| Specific Conductivity | 1.461 |
| spec cond sig figs | 1.461 |
| Turbidity (NTU) | 1.66 |
| Turbidity reading outside range of meter? | No |
| turbidity sig figs | 1.7 |
| Dissolved Oxygen (DO) (mg/L) | 1.47 |
| DO 2 decimals | 1.47 |
| Temperature (°C) | 23.46 |
| temp 2 decimals | 23.46 |
| Redox (ORP) (mV) | -352.7 |
| orp 2 decimals | -352.70 |
| parameters | □-11:23\|DTW:159.56\|pH: 6.57\|SpCND: 1.461\|TRB: 1.66\|DO: 1.47\|T: 23.46\|ORP: -352.7 |
| Stabilization Calculation | pH: □; SpCND: □; TRB: □; DO: □; T: □; ORP: □; Time Elapsed: 16 min<br>Parameters unstable -- Do not sample |
| Color | Clear |
| Notable Odors | No Odor |

Well is considered stabilized and ready for sample collection when the following is met for three consecutive readings collected at 3 to 5 minute intervals: -turbidity remains within 10% (or if three consecutive values are <5NTU) -specific conductance and temp remain within 3% -ORP within + or - 10 mV -DO within 10% (or if three consecutive values are <0.5 mg/L) -pH within 0.1 unit

## □-11:31|DTW:156.56|pH: 6.57|SpCND: 1.468|TRB: 1.66|DO: 1.36|T: 23.7|ORP: -361.4

## Calculation Specific Fields

| | |
|---|---|
| Total Vol Purged L Only | 0.00005 |
| Flow Rate L/min Only | 0.3 |
| Site ID, Well ID | Default Site, WR-464A |

| | |
|---|---|
| Reading Time | 11:31 |
| Minutes Elapsed between readings | 8 |
| Total Elapsed Minutes (during parameter readings) | 24 |
| Total Elapsed Minutes from Purge Start Time | 24 |

## Purge and Flow

| | |
|---|---|
| Flow Rate Units | mL/min |
| Flow Rate | 300 |
| Depth to Water | 156.56 |
| Theoretical Total Volume Purged | 1.91 |
| Total Volume Purged Units | mL |
| Total Volume Purged | 0.05 |

## Parameters

| | |
|---|---|
| pH | 6.57 |
| pH 2 decimals | 6.57 |
| Specific Conductivity Units | mS/cm[c] |
| Specific Conductivity | 1.468 |
| spec cond sig figs | 1.468 |
| Turbidity (NTU) | 1.66 |
| Turbidity reading outside range of meter? | No |
| turbidity sig figs | 1.7 |
| Dissolved Oxygen (DO) (mg/L) | 1.36 |
| DO 2 decimals | 1.36 |
| Temperature (°C) | 23.7 |
| temp 2 decimals | 23.70 |
| Redox (ORP) (mV) | -361.4 |
| orp 2 decimals | -361.40 |
| parameters | -11:31\|DTW:156.56\|pH: 6.57\|SpCND: 1.468\|TRB: 1.66\|DO: 1.36\|T: 23.7\|ORP: -361.4 |
| Stabilization Calculation | pH: ; SpCND: ; TRB: ; DO: ; T: ; ORP: ; Time Elapsed: 24 min<br>Parameters unstable -- Do not sample |
| Color | Clear |
| Notable Odors | No Odor |

Well is considered stabilized and ready for sample collection when the following is met for three consecutive readings collected at 3 to 5 minute intervals: -turbidity remains within 10% (or if three consecutive values are <5NTU) -specific conductance and temp remain within 3% -ORP within + or - 10 mV -DO within 10% (or if three consecutive values are <0.5 mg/L) -pH within 0.1 unit

## -11:40|DTW:156.56|pH: 6.55|SpCND: 1.459|TRB: 1.66|DO: 1.41|T: 23.94|ORP: -362.1

## Calculation Specific Fields

| | |
|---|---|
| Total Vol Purged L Only | 0.00005 |
| Flow Rate L/min Only | 0.3 |
| Site ID, Well ID | Default Site, WR-464A |
| Reading Time | 11:40 |
| Minutes Elapsed between readings | 9 |
| Total Elapsed Minutes (during parameter readings) | 33 |

| | |
|---|---|
| Total Elapsed Minutes from Purge Start Time | 33 |

## Purge and Flow

| | |
|---|---|
| Flow Rate Units | mL/min |
| Flow Rate | 300 |
| Depth to Water | 156.56 |
| Theoretical Total Volume Purged | 2.62 |
| Total Volume Purged Units | mL |
| Total Volume Purged | 0.05 |

## Parameters

| | |
|---|---|
| pH | 6.55 |
| pH 2 decimals | 6.55 |
| Specific Conductivity Units | mS/cm[c] |
| Specific Conductivity | 1.459 |
| spec cond sig figs | 1.459 |
| Turbidity (NTU) | 1.66 |
| Turbidity reading outside range of meter? | No |
| turbidity sig figs | 1.7 |
| Dissolved Oxygen (DO) (mg/L) | 1.41 |
| DO 2 decimals | 1.41 |
| Temperature (°C) | 23.94 |
| temp 2 decimals | 23.94 |
| Redox (ORP) (mV) | -362.1 |
| orp 2 decimals | -362.10 |
| parameters | -11:40\|DTW:156.56\|pH: 6.55\|SpCND: 1.459\|TRB: 1.66\|DO: 1.41\|T: 23.94\|ORP: -362.1 |
| Stabilization Calculation | pH: ; SpCND: ; TRB: ; DO: ; T: ; ORP: ; Time Elapsed: 33 min<br>All Parameters Stable -- Okay to sample |
| Color | Clear |
| Notable Odors | No Odor |

Well is considered stabilized and ready for sample collection when the following is met for three consecutive readings collected at 3 to 5 minute intervals: -turbidity remains within 10% (or if three consecutive values are <5NTU) -specific conductance and temp remain within 3% -ORP within + or - 10 mV -DO within 10% (or if three consecutive values are <0.5 mg/L) -pH within 0.1 unit

| | |
|---|---|
| Purge End Time (Before Sample Collection) | 11:40 |
| Theoretical Total Volume Purged | 2.62 |
| Total Purged | 2.6 |
| Did well go dry? | No |

## Well Dry

In order to view and enter sampling information below, you must measure DTW upon return and enter it in the field above.

## Sample Information

| | |
|---|---|
| Type of Equipment Used - Sample | Submersible Pump |
| Enter Inspection Data | No |

## Flow Measurements

## Mid-Section

### Segment 1

When depth > 2.5 ft, enter the average of 2 depth velocity readings.

### Segment 2

When depth > 2.5 ft, enter the average of 2 depth velocity readings.

### Segment 3

When depth > 2.5 ft, enter the average of 2 depth velocity readings.

### Segment 4

When depth > 2.5 ft, enter the average of 2 depth velocity readings.

### Segment 5

When depth > 2.5 ft, enter the average of 2 depth velocity readings.

### Segment 6

When depth > 2.5 ft, enter the average of 2 depth velocity readings.

### Segment 7

When depth > 2.5 ft, enter the average of 2 depth velocity readings.

### Segment 8

When depth > 2.5 ft, enter the average of 2 depth velocity readings.

### Segment 9

When depth > 2.5 ft, enter the average of 2 depth velocity readings.

### Segment 10

When depth > 2.5 ft, enter the average of 2 depth velocity readings.

### Segment 11

When depth > 2.5 ft, enter the average of 2 depth velocity readings.

### Segment 12

When depth > 2.5 ft, enter the average of 2 depth velocity readings.

### Segment 13

When depth > 2.5 ft, enter the average of 2 depth velocity readings.

### Segment 14

When depth > 2.5 ft, enter the average of 2 depth velocity readings.

### Segment 15

When depth > 2.5 ft, enter the average of 2 depth velocity readings.

### Segment 16

When depth > 2.5 ft, enter the average of 2 depth velocity readings.

## Segment 17

When depth > 2.5 ft, enter the average of 2 depth velocity readings.

## Segment 18

When depth > 2.5 ft, enter the average of 2 depth velocity readings.

## Segment 19

When depth > 2.5 ft, enter the average of 2 depth velocity readings.

## Segment 20

When depth > 2.5 ft, enter the average of 2 depth velocity readings.

## Segment 21

When depth > 2.5 ft, enter the average of 2 depth velocity readings.

## Segment 22

When depth > 2.5 ft, enter the average of 2 depth velocity readings.

## Segment 23

When depth > 2.5 ft, enter the average of 2 depth velocity readings.

## Segment 24

When depth > 2.5 ft, enter the average of 2 depth velocity readings.

## Segment 25

When depth > 2.5 ft, enter the average of 2 depth velocity readings.

## Segment 26

When depth > 2.5 ft, enter the average of 2 depth velocity readings.

## Segment 27

When depth > 2.5 ft, enter the average of 2 depth velocity readings.

## Segment 28

When depth > 2.5 ft, enter the average of 2 depth velocity readings.

## Segment 29

When depth > 2.5 ft, enter the average of 2 depth velocity readings.

## Segment 30

When depth > 2.5 ft, enter the average of 2 depth velocity readings.

## Close Out

| | |
|---|---|
| Scope of Work Status | In Progress |
| General Comments | None |

## Kinder Morgan, WR-467A, 2024-03-07

| | |
|---|---|
| Project | Kinder Morgan_Silvercroft_E2E |
| Created | 2024-03-07 11:58:32 MST by Sascha Arnold |
| Updated | 2024-03-07 12:40:51 MST by Sascha Arnold |
| Location | , |
| Status | In Progress |

Please refer to the relevant TGI documents contained in the "Reference Files" of this app for additional instruction.

## Index

| | |
|---|---|
| Was Duplicated | 0 |
| Planned Latitude | 32.2620134200 |
| Planned_Longitude | -111.0140633100 |
| Facility ID | 521 |
| Area ID | 1588 |
| Asset ID | 37746 |
| Work Order ID | 834 |
| Work Order Activity Detail ID | 44563 |
| Well or SW Asset | Well |
| Asset Subtype | Monitoring |

## General Information

| | |
|---|---|
| Select Project | Kinder Morgan, Silvercroft, Default Site |
| Client | Kinder Morgan |
| Facility Name | Silvercroft |
| Project Number | 30198741 |
| Area Name | Default Site |
| Location | W Silverbell Tree Dr. / N Silver Island Way, Tucson, AZ |
| Date | 2024-03-07 |
| Field Personnel | Sascha Arnold |
| NOTES AND DIRECTIONS | Also collect ferrous iron and sulfite in the field immediately after sample collection utilizing a Hach® DR820 spectrometer and a Hach® SU-5 Sulfite Test Kit |

## Scope of Work

| | |
|---|---|
| Location Type | Planned |
| Select Asset | WR-467A |
| Asset Name | WR-467A |
| Scope of Work | Q1 2024 GW Sampling, 2024-01-22, Groundwater Monitoring |
| Length Units | Imperial |
| Volume Units | Imperial |
| Work to be Performed at Location | Groundwater Sampling and Water Level Measurement |

Work to be Performed at Location: Gauging Only - well is to be gauged for potentiometric surface and not sampled as part of scope of work Gauging and GW Sampling - Well is gauged and sampled in the same record. Surface Water Sampling - Location is a surface water monitoring location Well Inspection Only - well is not gauged or sampled, only inspected

## Location Info

| | |
|---|---|
| Coordinate Source | Planned |

## Weather Conditions

| | |
|---|---|
| Fetch Weather | N/A |
| Weather | Cloudy warm |

## Well Details

| | |
|---|---|
| Detail Correction Required | No |
| Top of Screen (ft bgs) | 110.00 |
| Bottom of Screen (ft bgs) | 218.00 |
| Well Casing Material | |
| Measuring Point (mp) Description | Top of Outer Casing |
| Constructed Total Depth (ft bgs) | 225.00 |
| Enter Gauging Data | Yes |

## Water Elevation Details

| | |
|---|---|
| Gauging Equipment | Interface Probe |
| Gauging Date | 2024-02-28 |
| Gauging Time | 12:00 |

## Well Head Gas Reading

| | |
|---|---|
| Select Screening Parameters | None |
| Is water present? | Yes |
| Static Water Level | 168.08 |
| DTW QC Check | N/A |
| Product Present | No |
| Total Depth Recorded | No |
| Reason Total Depth Not Recorded | Nm |
| Total Depth | 3 |
| TD QC Check | TD is >3 ft from constructed measurement. Check in with PM/TM |
| Water Column | 56.92 |
| Sheen? | No |
| Odor? | No |
| Enter Evacuation Data | Yes |

## Evacuation Details

| | |
|---|---|
| Evacuation date | 2024-03-07 |
| Purge Method | Low Flow |

## No-Purge

| | |
|---|---|
| Type of No-Purge Equipment Used | |

## Retrieval Details

If anything has changed since deployment, please note these changes in the general comment section at the end of the form.

| | |
|---|---|
| Total Time Deployed (days) | Please enter all deployment and retrieval dates and times to calculate elapsed time. |

## Purge

| | |
|---|---|
| Type of Equipment Used - Purge | Submersible Pump |
| Pump Intake Depth | 168.08 |

| | |
|---|---|
| Purge Start Time | 12:07 |
| Enter Water Quality Parameters | Yes |

## Water Quality Parameters

| | |
|---|---|
| Water Quality Meter Make/Model | YSI 556 |
| Select the Parameters you want to measure below. | |
| Select Measured Parameters | pH, Specific Conductivity, Turbidity (NTU), Dissolved Oxygen (DO) (mg/L), Temperature (°C), Redox (ORP) (mV) |

## -12:07|DTW:168.08|pH: 7.24|SpCND: 1.084|TRB: 1.4|DO: 5.34|T: 21.58|ORP: -288.5

## Calculation Specific Fields

| | |
|---|---|
| Total Vol Purged L Only | 0.00005 |
| Flow Rate L/min Only | 0.3 |
| Site ID, Well ID | Default Site, WR-467A |
| Reading Time | 12:07 |
| Minutes Elapsed between readings | 0 |
| Total Elapsed Minutes (during parameter readings) | 0 |
| Total Elapsed Minutes from Purge Start Time | 0 |

## Purge and Flow

| | |
|---|---|
| Flow Rate Units | mL/min |
| Flow Rate | 300 |
| Depth to Water | 168.08 |
| Theoretical Total Volume Purged | 0.0 |
| Total Volume Purged Units | mL |
| Total Volume Purged | 0.05 |

## Parameters

| | |
|---|---|
| pH | 7.24 |
| pH 2 decimals | 7.24 |
| Specific Conductivity Units | mS/cm$^{c}$ |
| Specific Conductivity | 1.084 |
| spec cond sig figs | 1.084 |
| Turbidity (NTU) | 1.4 |
| Turbidity reading outside range of meter? | No |
| turbidity sig figs | 1.4 |
| Dissolved Oxygen (DO) (mg/L) | 5.34 |
| DO 2 decimals | 5.34 |
| Temperature (°C) | 21.58 |
| temp 2 decimals | 21.58 |
| Redox (ORP) (mV) | -288.5 |
| orp 2 decimals | -288.50 |
| parameters | -12:07\|DTW:168.08\|pH: 7.24\|SpCND: 1.084\|TRB: 1.4\|DO: 5.34\|T: 21.58\|ORP: -288.5 |
| Stabilization Calculation | 1/3 Measurement intervals before stability can be calculated |
| Color | Clear |

| | |
|---|---|
| Notable Odors | No Odor |

Well is considered stabilized and ready for sample collection when the following is met for three consecutive readings collected at 3 to 5 minute intervals: -turbidity remains within 10% (or if three consecutive values are <5NTU) -specific conductance and temp remain within 3% -ORP within + or - 10 mV -DO within 10% (or if three consecutive values are <0.5 mg/L) -pH within 0.1 unit

## -12:13|DTW:168.6|pH: 7.22|SpCND: 1.078|TRB: 1.41|DO: 4.84|T: 21.75|ORP: -292.9

### Calculation Specific Fields

| | |
|---|---|
| Total Vol Purged L Only | 0.00005 |
| Flow Rate L/min Only | 0.3 |
| Site ID, Well ID | Default Site, WR-467A |
| Reading Time | 12:13 |
| Minutes Elapsed between readings | 6 |
| Total Elapsed Minutes (during parameter readings) | 6 |
| Total Elapsed Minutes from Purge Start Time | 6 |

### Purge and Flow

| | |
|---|---|
| Flow Rate Units | mL/min |
| Flow Rate | 300 |
| Depth to Water | 168.6 |
| Theoretical Total Volume Purged | 0.48 |
| Total Volume Purged Units | mL |
| Total Volume Purged | 0.05 |

### Parameters

| | |
|---|---|
| pH | 7.22 |
| pH 2 decimals | 7.22 |
| Specific Conductivity Units | mS/cm[c] |
| Specific Conductivity | 1.078 |
| spec cond sig figs | 1.078 |
| Turbidity (NTU) | 1.41 |
| Turbidity reading outside range of meter? | No |
| turbidity sig figs | 1.4 |
| Dissolved Oxygen (DO) (mg/L) | 4.84 |
| DO 2 decimals | 4.84 |
| Temperature (°C) | 21.75 |
| temp 2 decimals | 21.75 |
| Redox (ORP) (mV) | -292.9 |
| orp 2 decimals | -292.90 |
| parameters | -12:13\|DTW:168.6\|pH: 7.22\|SpCND: 1.078\|TRB: 1.41\|DO: 4.84\|T: 21.75\|ORP: -292.9 |
| Stabilization Calculation | 2/3 Measurement intervals before stability can be calculated |
| Color | Clear |
| Notable Odors | No Odor |

Well is considered stabilized and ready for sample collection when the following is met for three consecutive readings collected at 3 to 5 minute intervals: -turbidity remains within 10% (or if three consecutive values are <5NTU) -specific conductance and temp remain within 3% -ORP within + or - 10 mV -DO within 10% (or if three consecutive values are <0.5 mg/L) -pH within 0.1 unit

## □-12:18|DTW:186.6|pH: 7.22|SpCND: 1.082|TRB: 1.42|DO: 4.81|T: 21.16|ORP: -298.5

### Calculation Specific Fields

| | |
|---|---|
| Total Vol Purged L Only | 0.00005 |
| Flow Rate L/min Only | 0.3 |
| Site ID, Well ID | Default Site, WR-467A |
| Reading Time | 12:18 |
| Minutes Elapsed between readings | 5 |
| Total Elapsed Minutes (during parameter readings) | 11 |
| Total Elapsed Minutes from Purge Start Time | 11 |

### Purge and Flow

| | |
|---|---|
| Flow Rate Units | mL/min |
| Flow Rate | 300 |
| Depth to Water | 186.6 |
| Theoretical Total Volume Purged | 0.88 |
| Total Volume Purged Units | mL |
| Total Volume Purged | 0.05 |

### Parameters

| | |
|---|---|
| pH | 7.22 |
| pH 2 decimals | 7.22 |
| Specific Conductivity Units | mS/cm$^{c}$ |
| Specific Conductivity | 1.082 |
| spec cond sig figs | 1.082 |
| Turbidity (NTU) | 1.42 |
| Turbidity reading outside range of meter? | No |
| turbidity sig figs | 1.4 |
| Dissolved Oxygen (DO) (mg/L) | 4.81 |
| DO 2 decimals | 4.81 |
| Temperature (°C) | 21.16 |
| temp 2 decimals | 21.16 |
| Redox (ORP) (mV) | -298.5 |
| orp 2 decimals | -298.50 |
| parameters | □-12:18\|DTW:186.6\|pH: 7.22\|SpCND: 1.082\|TRB: 1.42\|DO: 4.81\|T: 21.16\|ORP: -298.5 |
| Stabilization Calculation | pH: □; SpCND: □; TRB: □; DO: □; T: □; ORP: □; Time Elapsed: 11 min<br>Parameters unstable -- Do not sample |
| Color | Clear |
| Notable Odors | No Odor |

Well is considered stabilized and ready for sample collection when the following is met for three consecutive readings collected at 3 to 5 minute intervals: -turbidity remains within 10% (or if three consecutive values are <5NTU) -specific conductance and temp remain within 3% -ORP within + or - 10 mV -DO within 10% (or if three consecutive values are <0.5 mg/L) -pH within 0.1 unit

## □-12:23|DTW:168.8|pH: 7.17|SpCND: 1.084|TRB: 1.41|DO: 4.64|T: 20.13|ORP: -327.5

### Calculation Specific Fields

| | |
|---|---|
| Total Vol Purged L Only | 0.00005 |

| | |
|---|---|
| Flow Rate L/min Only | 0.3 |
| Site ID, Well ID | Default Site, WR-467A |
| Reading Time | 12:23 |
| Minutes Elapsed between readings | 5 |
| Total Elapsed Minutes (during parameter readings) | 16 |
| Total Elapsed Minutes from Purge Start Time | 16 |

## Purge and Flow

| | |
|---|---|
| Flow Rate Units | mL/min |
| Flow Rate | 300 |
| Depth to Water | 168.8 |
| Theoretical Total Volume Purged | 1.28 |
| Total Volume Purged Units | mL |
| Total Volume Purged | 0.05 |

## Parameters

| | |
|---|---|
| pH | 7.17 |
| pH 2 decimals | 7.17 |
| Specific Conductivity Units | mS/cm[c] |
| Specific Conductivity | 1.084 |
| spec cond sig figs | 1.084 |
| Turbidity (NTU) | 1.41 |
| Turbidity reading outside range of meter? | No |
| turbidity sig figs | 1.4 |
| Dissolved Oxygen (DO) (mg/L) | 4.64 |
| DO 2 decimals | 4.64 |
| Temperature (°C) | 20.13 |
| temp 2 decimals | 20.13 |
| Redox (ORP) (mV) | -327.5 |
| orp 2 decimals | -327.50 |
| parameters | -12:23\|DTW:168.8\|pH: 7.17\|SpCND: 1.084\|TRB: 1.41\|DO: 4.64\|T: 20.13\|ORP: -327.5 |
| Stabilization Calculation | pH: ; SpCND: ; TRB: ; DO: ; T: ; ORP: ; Time Elapsed: 16 min<br>Parameters unstable -- Do not sample |
| Color | Clear |
| Notable Odors | No Odor |

Well is considered stabilized and ready for sample collection when the following is met for three consecutive readings collected at 3 to 5 minute intervals: -turbidity remains within 10% (or if three consecutive values are <5NTU) -specific conductance and temp remain within 3% -ORP within + or - 10 mV -DO within 10% (or if three consecutive values are <0.5 mg/L) -pH within 0.1 unit

## -12:28|DTW:168.6|pH: 7.15|SpCND: 1.08|TRB: 1.41|DO: 4.87|T: 20.11|ORP: -328.8

## Calculation Specific Fields

| | |
|---|---|
| Total Vol Purged L Only | 0.00005 |
| Flow Rate L/min Only | 0.3 |
| Site ID, Well ID | Default Site, WR-467A |
| Reading Time | 12:28 |

| | |
|---|---|
| Minutes Elapsed between readings | 5 |
| Total Elapsed Minutes (during parameter readings) | 21 |
| Total Elapsed Minutes from Purge Start Time | 21 |

## Purge and Flow

| | |
|---|---|
| Flow Rate Units | mL/min |
| Flow Rate | 300 |
| Depth to Water | 168.6 |
| Theoretical Total Volume Purged | 1.68 |
| Total Volume Purged Units | mL |
| Total Volume Purged | 0.05 |

## Parameters

| | |
|---|---|
| pH | 7.15 |
| pH 2 decimals | 7.15 |
| Specific Conductivity Units | mS/cm$^{c}$ |
| Specific Conductivity | 1.08 |
| spec cond sig figs | 1.08 |
| Turbidity (NTU) | 1.41 |
| Turbidity reading outside range of meter? | No |
| turbidity sig figs | 1.4 |
| Dissolved Oxygen (DO) (mg/L) | 4.87 |
| DO 2 decimals | 4.87 |
| Temperature (°C) | 20.11 |
| temp 2 decimals | 20.11 |
| Redox (ORP) (mV) | -328.8 |
| orp 2 decimals | -328.80 |
| parameters | -12:28\|DTW:168.6\|pH: 7.15\|SpCND: 1.08\|TRB: 1.41\|DO: 4.87\|T: 20.11\|ORP: -328.8 |
| Stabilization Calculation | pH: ; SpCND: ; TRB: ; DO: ; T: ; ORP: ; Time Elapsed: 21 min<br>Parameters unstable -- Do not sample |
| Color | Clear |
| Notable Odors | No Odor |

Well is considered stabilized and ready for sample collection when the following is met for three consecutive readings collected at 3 to 5 minute intervals: -turbidity remains within 10% (or if three consecutive values are <5NTU) -specific conductance and temp remain within 3% -ORP within + or - 10 mV -DO within 10% (or if three consecutive values are <0.5 mg/L) -pH within 0.1 unit

## -12:36|DTW:168.6|pH: 7.15|SpCND: 1.081|TRB: 1.4|DO: 4.53|T: 20.11|ORP: -329.3

## Calculation Specific Fields

| | |
|---|---|
| Total Vol Purged L Only | 0.00005 |
| Flow Rate L/min Only | 0.3 |
| Site ID, Well ID | Default Site, WR-467A |
| Reading Time | 12:36 |
| Minutes Elapsed between readings | 8 |
| Total Elapsed Minutes (during parameter readings) | 29 |
| Total Elapsed Minutes from Purge Start Time | 29 |

## Purge and Flow

| | |
|---|---|
| Flow Rate Units | mL/min |
| Flow Rate | 300 |
| Depth to Water | 168.6 |
| Theoretical Total Volume Purged | 2.31 |
| Total Volume Purged Units | mL |
| Total Volume Purged | 0.05 |

## Parameters

| | |
|---|---|
| pH | 7.15 |
| pH 2 decimals | 7.15 |
| Specific Conductivity Units | mS/cm$^{c}$ |
| Specific Conductivity | 1.081 |
| spec cond sig figs | 1.081 |
| Turbidity (NTU) | 1.4 |
| Turbidity reading outside range of meter? | No |
| turbidity sig figs | 1.4 |
| Dissolved Oxygen (DO) (mg/L) | 4.53 |
| DO 2 decimals | 4.53 |
| Temperature (°C) | 20.11 |
| temp 2 decimals | 20.11 |
| Redox (ORP) (mV) | -329.3 |
| orp 2 decimals | -329.30 |
| parameters | -12:36\|DTW:168.6\|pH: 7.15\|SpCND: 1.081\|TRB: 1.4\|DO: 4.53\|T: 20.11\|ORP: -329.3 |
| Stabilization Calculation | pH: ; SpCND: ; TRB: ; DO: ; T: ; ORP: ; Time Elapsed: 29 min<br>All Parameters Stable -- Okay to sample |
| Color | Clear |
| Notable Odors | No Odor |

Well is considered stabilized and ready for sample collection when the following is met for three consecutive readings collected at 3 to 5 minute intervals: -turbidity remains within 10% (or if three consecutive values are <5NTU) -specific conductance and temp remain within 3% -ORP within + or - 10 mV -DO within 10% (or if three consecutive values are <0.5 mg/L) -pH within 0.1 unit

| | |
|---|---|
| Purge End Time (Before Sample Collection) | 12:35 |
| Theoretical Total Volume Purged | 2.31 |
| Total Purged | 2.3 |
| Did well go dry? | No |

## Well Dry

In order to view and enter sampling information below, you must measure DTW upon return and enter it in the field above.

## Sample Information

| | |
|---|---|
| Type of Equipment Used - Sample | Submersible Pump |

## Flow Measurements

## Mid-Section

## Segment 1

When depth > 2.5 ft, enter the average of 2 depth velocity readings.

## Segment 2

When depth > 2.5 ft, enter the average of 2 depth velocity readings.

## Segment 3

When depth > 2.5 ft, enter the average of 2 depth velocity readings.

## Segment 4

When depth > 2.5 ft, enter the average of 2 depth velocity readings.

## Segment 5

When depth > 2.5 ft, enter the average of 2 depth velocity readings.

## Segment 6

When depth > 2.5 ft, enter the average of 2 depth velocity readings.

## Segment 7

When depth > 2.5 ft, enter the average of 2 depth velocity readings.

## Segment 8

When depth > 2.5 ft, enter the average of 2 depth velocity readings.

## Segment 9

When depth > 2.5 ft, enter the average of 2 depth velocity readings.

## Segment 10

When depth > 2.5 ft, enter the average of 2 depth velocity readings.

## Segment 11

When depth > 2.5 ft, enter the average of 2 depth velocity readings.

## Segment 12

When depth > 2.5 ft, enter the average of 2 depth velocity readings.

## Segment 13

When depth > 2.5 ft, enter the average of 2 depth velocity readings.

## Segment 14

When depth > 2.5 ft, enter the average of 2 depth velocity readings.

## Segment 15

When depth > 2.5 ft, enter the average of 2 depth velocity readings.

## Segment 16

When depth > 2.5 ft, enter the average of 2 depth velocity readings.

## Segment 17

When depth > 2.5 ft, enter the average of 2 depth velocity readings.

## Segment 18

When depth > 2.5 ft, enter the average of 2 depth velocity readings.

## Segment 19

When depth > 2.5 ft, enter the average of 2 depth velocity readings.

## Segment 20

When depth > 2.5 ft, enter the average of 2 depth velocity readings.

## Segment 21

When depth > 2.5 ft, enter the average of 2 depth velocity readings.

## Segment 22

When depth > 2.5 ft, enter the average of 2 depth velocity readings.

## Segment 23

When depth > 2.5 ft, enter the average of 2 depth velocity readings.

## Segment 24

When depth > 2.5 ft, enter the average of 2 depth velocity readings.

## Segment 25

When depth > 2.5 ft, enter the average of 2 depth velocity readings.

## Segment 26

When depth > 2.5 ft, enter the average of 2 depth velocity readings.

## Segment 27

When depth > 2.5 ft, enter the average of 2 depth velocity readings.

## Segment 28

When depth > 2.5 ft, enter the average of 2 depth velocity readings.

## Segment 29

When depth > 2.5 ft, enter the average of 2 depth velocity readings.

## Segment 30

When depth > 2.5 ft, enter the average of 2 depth velocity readings.

## Close Out

| | |
|---|---|
| Scope of Work Status | In Progress |
| General Comments | None |

# Silvercroft

2/28/24
MS / SxA / MH

| Well ID | Time | PID | DTW (ft) | DTP (ft) | Well Condition | Weather |
|---|---|---|---|---|---|---|
| WR-463A | | | 146.60 | | | Cloudy, light rain |
| MW-1 | | | 154.22 | | | |
| MW-2 | | | 150.02 | | | |
| MW-3 | | | 153.35 | | | |
| MW-4 | | | 155.05 | | | |
| MW-5 | | | 155.09 | | | |
| MW-6 | | | 150.43 | | | |
| MW-7 | | | 150.13 | | | |
| MW-8 | | | 153.69 | | | |
| MW-9 | | | 154.24 | | | |
| MW-10 | | | 154.70 | | | |
| MW-11 | | | 150.50 | | | |
| MW-12 | | | 152.00 | | | |
| MW-13 | | | 151.88 | | | |
| MW-14 | | | 152.33 | | | |
| MW-15 | | | 150.79 | | | |
| MW-16 | | | 151.72 | | | |
| MW-17 | | | 147.64 | | | |
| MW-18 | | | 148.43 | | | |
| MW-19 | | | 146.60 | | | |
| MW-20 | | | ~~146.60~~ | | 150.35 | |
| MW-21 | | | 148.53 | | | |
| MW-22 | | | ~~147.78~~ | | | |
| MW-23 | | | 146.79 | | | |
| MW-24 | | | 147.68 | | | |
| MW-25 | | | 149.57 | | | |
| MW-26 | | | 151.73 | | | |
| MW-27 | | | 164.80 | | | |
| MW-28 | | | 159.09 | | | |
| MW-29S | | | ~~N/A~~ | | 155.94 | |
| MW-29M | | | NM | | | |
| MW-29D | | | NM | | | |
| MW-30 | | | 148.22 | | | |
| A-039A | | | NM | | | Bad well |
| R-067A | | | 169.24 | | | |
| R-079A | | | 155.77 | | | |
| R-082A | | | 161.91 | | | |
| R-122A | | | 159.62 | | | |
| WR-242A | | | 154.94 | | | |
| WR-359A | | | 173.42 | | | |
| WR-430A | | | 169.44 | | | |
| WR-467A | | | 158.08 | | | |
| WR-464A | | | 159.36 | | 159.58 | |
| WR-093A | | | 168.76 | | | |

MW-32S 162.78

03 28
~~04~~-~~05~~-2024
MS/SXA

# Silvercroft

| Well ID | Time | PID | DTW (ft) | DTP (ft) | Well Condition | Weather |
|---|---|---|---|---|---|---|
| WR-463A | | | 145.06 | | GOOD | SUNNY, WARM |
| MW-1 | | | 153.63 | | | |
| MW-2 | | | 149.62 | | | |
| MW-3 | | | 152.60 | | | |
| MW-4 | | | 154.50 | | | |
| MW-5 | | | 154.46 | | | |
| MW-6 | | | 149.80 | | | |
| MW-7 | | | 149.47 | | | |
| MW-8 | | | 152.98 | | | |
| MW-9 | | | 153.64 | | | |
| MW-10 | | | 154.08 | | | |
| MW-11 | | | 149.06 | | | |
| MW-12 | | | 151.40 | | | |
| MW-13 | | | 151.12 | | | |
| MW-14 | | | 151.68 | | | |
| MW-15 | | | 150.19 | | | |
| MW-16 | | | 158.13 | | | |
| MW-17 | | | 147.08 | | | |
| MW-18 | | | 147.48 | | | |
| MW-19 | | | 145.99 | | | |
| MW-20 | | | 149.58 | | | |
| MW-21 | | | 147.98 | | | |
| MW-22 | | | 147.33 | | | |
| MW-23 | | | 146.62 | | | |
| MW-24 | | | 146.96 | | | |
| MW-25 | | | 148.86 | | | |
| MW-26 | | | 150.99 | | | |
| MW-27 | | | 164.90 | | | |
| MW-28 | | | 160.11 | | | |
| MW-29S | | | DH | | | |
| MW-29M | | | NM | | | |
| MW-29D | | | NM | | | |
| MW-30 | | | 147.55 | | | |
| A-039A | | | NM | | | bad well |
| R-067A | | | 168.68 | | | |
| R-079A | | | 164.98 | | | |
| R-082A | | | 161.08 | | | |
| R-122A | | | 159.09 | | | |
| WR-242A | | | 159.22 | | | |
| WR-359A | | | 172.81 | | | |
| WR-430A | | | 168.92 | | | |
| WR-464A | | | 158.98 | | | |
| WR-467A | | | 167.62 | | | |

## Kinder Morgan, MW-01, 2024-05-14

| | |
|---|---|
| Project | Kinder Morgan_Silvercroft_E2E |
| Created | 2024-05-14 12:46:10 MST by Sascha Arnold |
| Updated | 2024-05-14 13:18:44 MST by Sascha Arnold |
| Location | , |
| Status | In Progress |

Please refer to the relevant TGI documents contained in the "Reference Files" of this app for additional instruction.

## Index

| | |
|---|---|
| Was Duplicated | 0 |
| Facility ID | 521 |
| Area ID | 1588 |
| Asset ID | 37704 |
| Work Order ID | 1298 |
| Work Order Activity Detail ID | 69730 |
| Well or SW Asset | Well |
| Asset Subtype | Monitoring |

## General Information

| | |
|---|---|
| Select Project | Kinder Morgan, Silvercroft, Default Site |
| Client | Kinder Morgan |
| Facility Name | Silvercroft |
| Project Number | 30198741 |
| Area Name | Default Site |
| Location | W Silverbell Tree Dr. / N Silver Island Way, Tucson, AZ |
| Date | 2024-05-14 |
| Field Personnel | Sascha Arnold |
| NOTES AND DIRECTIONS | Also collect ferrous iron and sulfite in the field immediately after sample collection utilizing a Hach® DR820 spectrometer and a Hach® SU-5 Sulfite Test Kit |

## Scope of Work

| | |
|---|---|
| Location Type | Planned |
| Select Asset | MW-01 |
| Asset Name | MW-01 |
| Scope of Work | Q2 2024 GW Sampling, 2024-05-13, Groundwater Monitoring |
| Length Units | Metric |
| Volume Units | Metric |
| Work to be Performed at Location | Groundwater Sampling and Water Level Measurement |

Work to be Performed at Location: Gauging Only - well is to be gauged for potentiometric surface and not sampled as part of scope of work Gauging and GW Sampling - Well is gauged and sampled in the same record. Surface Water Sampling - Location is a surface water monitoring location Well Inspection Only - well is not gauged or sampled, only inspected

## Location Info

| | |
|---|---|
| Coordinate Source | Planned |

## Weather Conditions

| | |
|---|---|
| Fetch Weather | N/A |

| | |
|---|---|
| Weather | Hot, 90s |

## Well Details

| | |
|---|---|
| Detail Correction Required | No |
| Top of Screen (ft bgs) | 120.00 |
| Bottom of Screen (ft bgs) | 170.00 |
| Casing Diameter (in) | 4.00 |
| Well Casing Material | PVC |
| Measuring Point (mp) Description | Top of Outer Casing |
| Constructed Total Depth (ft bgs) | 170.00 |
| Enter Gauging Data | Yes |

## Water Elevation Details

| | |
|---|---|
| Gauging Equipment | Interface Probe |
| Gauging Date | 2024-04-30 |
| Gauging Time | 12:47 |

## Well Head Gas Reading

| | |
|---|---|
| Select Screening Parameters | None |
| Is water present? | Yes |
| Static Water Level | 152.82 |
| DTW QC Check | N/A |
| Product Present | No |
| Total Depth Recorded | No |
| Reason Total Depth Not Recorded | Nm |
| TD QC Check | TD is >3 ft from constructed measurement. Check in with PM/TM |
| Water Column | 17.18 |
| Volume in Well | 139.28 |
| Sheen? | No |
| Odor? | No |
| Enter Evacuation Data | Yes |

## Evacuation Details

| | |
|---|---|
| Evacuation date | 2024-05-14 |
| Purge Method | Low Flow |

## No-Purge

| | |
|---|---|
| Type of No-Purge Equipment Used | |

## Retrieval Details

If anything has changed since deployment, please note these changes in the general comment section at the end of the form.

| | |
|---|---|
| Total Time Deployed (days) | Please enter all deployment and retrieval dates and times to calculate elapsed time. |

## Purge

| | |
|---|---|
| Type of Equipment Used - Purge | Submersible Pump |
| Purge Start Time | 12:52 |
| Enter Water Quality Parameters | Yes |

## Water Quality Parameters

| | |
|---|---|
| Water Quality Meter Make/Model | YSI 556 |
| Select the Parameters you want to measure below. | |
| Select Measured Parameters | pH, Specific Conductivity, Turbidity (NTU), Dissolved Oxygen (DO) (mg/L), Temperature (°C), Redox (ORP) (mV) |

## -12:52|DTW:152.82|pH: 6.71|SpCND: 1167|TRB: 3.04|DO: 4.5|T: 32.55|ORP: 51

## Calculation Specific Fields

| | |
|---|---|
| Total Vol Purged L Only | 0 |
| Flow Rate L/min Only | 0.3 |
| Site ID, Well ID | Default Site, MW-01 |
| Reading Time | 12:52 |
| Minutes Elapsed between readings | 0 |
| Total Elapsed Minutes (during parameter readings) | 0 |
| Total Elapsed Minutes from Purge Start Time | 0 |

## Purge and Flow

| | |
|---|---|
| Flow Rate Units | mL/min |
| Flow Rate | 300 |
| Depth to Water | 152.82 |
| Theoretical Total Volume Purged | 0.0 |
| Total Volume Purged Units | L |
| Total Volume Purged | 0 |

## Parameters

| | |
|---|---|
| pH | 6.71 |
| pH 2 decimals | 6.71 |
| Specific Conductivity Units | µS/cm$^{c}$ |
| Specific Conductivity | 1167 |
| spec cond sig figs | 1,167.0000 |
| Turbidity (NTU) | 3.04 |
| Turbidity reading outside range of meter? | No |
| turbidity sig figs | 3.0 |
| Dissolved Oxygen (DO) (mg/L) | 4.5 |
| DO 2 decimals | 4.50 |
| Temperature (°C) | 32.55 |
| temp 2 decimals | 32.55 |
| Redox (ORP) (mV) | 51 |
| orp 2 decimals | 51.00 |
| parameters | -12:52\|DTW:152.82\|pH: 6.71\|SpCND: 1167\|TRB: 3.04\|DO: 4.5\|T: 32.55\|ORP: 51 |
| Stabilization Calculation | 1/3 Measurement intervals before stability can be calculated |
| Color | Clear |
| Notable Odors | No Odor |

Well is considered stabilized and ready for sample collection when the following is met for three consecutive readings collected at 3 to 5 minute intervals: -turbidity remains within 10% (or if three consecutive values are <5NTU) -specific conductance and temp remain within 3% -ORP within + or - 10 mV -DO within 10% (or if three consecutive values are <0.5 mg/L) -pH within 0.1 unit

## -13:05|DTW:152.82|pH: 6.72|SpCND: 1176|TRB: 3.01|DO: 3.64|T: 32.55|ORP: 45

### Calculation Specific Fields

| | |
|---|---|
| Total Vol Purged L Only | 4 |
| Flow Rate L/min Only | 0.3 |
| Site ID, Well ID | Default Site, MW-01 |
| Reading Time | 13:05 |
| Minutes Elapsed between readings | 13 |
| Total Elapsed Minutes (during parameter readings) | 13 |
| Total Elapsed Minutes from Purge Start Time | 13 |

### Purge and Flow

| | |
|---|---|
| Flow Rate Units | mL/min |
| Flow Rate | 300 |
| Depth to Water | 152.82 |
| Theoretical Total Volume Purged | 3.9 |
| Total Volume Purged Units | L |
| Total Volume Purged | 4 |

### Parameters

| | |
|---|---|
| pH | 6.72 |
| pH 2 decimals | 6.72 |
| Specific Conductivity Units | µS/cm[c] |
| Specific Conductivity | 1176 |
| spec cond sig figs | 1,176.0000 |
| Turbidity (NTU) | 3.01 |
| Turbidity reading outside range of meter? | No |
| turbidity sig figs | 3.0 |
| Dissolved Oxygen (DO) (mg/L) | 3.64 |
| DO 2 decimals | 3.64 |
| Temperature (°C) | 32.55 |
| temp 2 decimals | 32.55 |
| Redox (ORP) (mV) | 45 |
| orp 2 decimals | 45.00 |
| parameters | -13:05\|DTW:152.82\|pH: 6.72\|SpCND: 1176\|TRB: 3.01\|DO: 3.64\|T: 32.55\|ORP: 45 |
| Stabilization Calculation | 2/3 Measurement intervals before stability can be calculated |
| Color | Clear |
| Notable Odors | No Odor |

Well is considered stabilized and ready for sample collection when the following is met for three consecutive readings collected at 3 to 5 minute intervals: -turbidity remains within 10% (or if three consecutive values are <5NTU) -specific conductance and temp remain within 3% -ORP within + or - 10 mV -DO within 10% (or if three consecutive values are <0.5 mg/L) -pH within 0.1 unit

## -13:09|DTW:152.82|pH: 6.72|SpCND: 1180|TRB: 2.87|DO: 3.61|T: 32.91|ORP: 45

## Calculation Specific Fields

| | |
|---|---|
| Total Vol Purged L Only | 5.1 |
| Flow Rate L/min Only | 0.3 |
| Site ID, Well ID | Default Site, MW-01 |
| Reading Time | 13:09 |
| Minutes Elapsed between readings | 4 |
| Total Elapsed Minutes (during parameter readings) | 17 |
| Total Elapsed Minutes from Purge Start Time | 17 |

## Purge and Flow

| | |
|---|---|
| Flow Rate Units | mL/min |
| Flow Rate | 300 |
| Depth to Water | 152.82 |
| Theoretical Total Volume Purged | 5.1 |
| Total Volume Purged Units | L |
| Total Volume Purged | 5.1 |

## Parameters

| | |
|---|---|
| pH | 6.72 |
| pH 2 decimals | 6.72 |
| Specific Conductivity Units | µS/cm[c] |
| Specific Conductivity | 1180 |
| spec cond sig figs | 1,180.0000 |
| Turbidity (NTU) | 2.87 |
| Turbidity reading outside range of meter? | No |
| turbidity sig figs | 2.9 |
| Dissolved Oxygen (DO) (mg/L) | 3.61 |
| DO 2 decimals | 3.61 |
| Temperature (°C) | 32.91 |
| temp 2 decimals | 32.91 |
| Redox (ORP) (mV) | 45 |
| orp 2 decimals | 45.00 |
| parameters | -13:09\|DTW:152.82\|pH: 6.72\|SpCND: 1180\|TRB: 2.87\|DO: 3.61\|T: 32.91\|ORP: 45 |
| Stabilization Calculation | pH: ; SpCND: ; TRB: ; DO: ; T: ; ORP: ; Time Elapsed: 17 min<br>Parameters unstable -- Do not sample |
| Color | Clear |
| Notable Odors | No Odor |

Well is considered stabilized and ready for sample collection when the following is met for three consecutive readings collected at 3 to 5 minute intervals: -turbidity remains within 10% (or if three consecutive values are <5NTU) -specific conductance and temp remain within 3% -ORP within + or - 10 mV -DO within 10% (or if three consecutive values are <0.5 mg/L) -pH within 0.1 unit

## -13:14|DTW:152.82|pH: 6.72|SpCND: 1180|TRB: 2.85|DO: 3.54|T: 33.4|ORP: 44

## Calculation Specific Fields

| | |
|---|---|
| Total Vol Purged L Only | 6.6 |
| Flow Rate L/min Only | 0.3 |

| | |
|---|---|
| Site ID, Well ID | Default Site, MW-01 |
| Reading Time | 13:14 |
| Minutes Elapsed between readings | 5 |
| Total Elapsed Minutes (during parameter readings) | 22 |
| Total Elapsed Minutes from Purge Start Time | 22 |

## Purge and Flow

| | |
|---|---|
| Flow Rate Units | mL/min |
| Flow Rate | 300 |
| Depth to Water | 152.82 |
| Theoretical Total Volume Purged | 6.6 |
| Total Volume Purged Units | L |
| Total Volume Purged | 6.6 |

## Parameters

| | |
|---|---|
| pH | 6.72 |
| pH 2 decimals | 6.72 |
| Specific Conductivity Units | µS/cm$^{c}$ |
| Specific Conductivity | 1180 |
| spec cond sig figs | 1,180.0000 |
| Turbidity (NTU) | 2.85 |
| Turbidity reading outside range of meter? | No |
| turbidity sig figs | 2.9 |
| Dissolved Oxygen (DO) (mg/L) | 3.54 |
| DO 2 decimals | 3.54 |
| Temperature (°C) | 33.4 |
| temp 2 decimals | 33.40 |
| Redox (ORP) (mV) | 44 |
| orp 2 decimals | 44.00 |
| parameters | □-13:14\|DTW:152.82\|pH: 6.72\|SpCND: 1180\|TRB: 2.85\|DO: 3.54\|T: 33.4\|ORP: 44 |
| Stabilization Calculation | pH: □; SpCND: □; TRB: □; DO: □; T: □; ORP: □; Time Elapsed: 22 min<br>All Parameters Stable -- Okay to sample |
| Color | Clear |
| Notable Odors | No Odor |

Well is considered stabilized and ready for sample collection when the following is met for three consecutive readings collected at 3 to 5 minute intervals: -turbidity remains within 10% (or if three consecutive values are <5NTU) -specific conductance and temp remain within 3% -ORP within + or - 10 mV -DO within 10% (or if three consecutive values are <0.5 mg/L) -pH within 0.1 unit

| | |
|---|---|
| Purge End Time (Before Sample Collection) | 13:18 |
| Theoretical Total Volume Purged | 6.6 |
| Total Purged | 6.6 |
| Well Volumes Purged | 0.05 |
| Did well go dry? | No |

## Well Dry

In order to view and enter sampling information below, you must measure DTW upon return and enter it in the field above.

## Sample Information

| | |
|---|---|
| Type of Equipment Used - Sample | Submersible Pump |
| Enter Inspection Data | No |

## Flow Measurements

## Flow Meter

| | |
|---|---|
| Type of Meter | Hach FH950 |

## Area Velocity

| | |
|---|---|
| Area Velocity Total Flow Per Minute qtot | 0 |
| Area Velocity Total Flow Rate qtot | 0 |

## Volumetric

| | |
|---|---|
| Average Total Flow Rate qtot | 0 |

## Visual Estimate

| | |
|---|---|
| Visual Estimate Total Flow Rate qtot | 0 |

## Mid-Section

| | |
|---|---|
| Mid-Section Total Flow Rate qtot | 0 |
| Mid-Section Total Flow Per Second qtot | 0 |
| Mid-Section Total Flow Per Minute qtot | 0 |
| Update Mid-Section Values | N/A |

## Close Out

| | |
|---|---|
| Scope of Work Status | In Progress |
| General Comments | Fe 0.05 Mn 1.2 sulfite 0.64-1.24 |

## Kinder Morgan, MW-02, 2024-05-15

| | |
|---|---|
| Project | Kinder Morgan_Silvercroft_E2E |
| Created | 2024-05-15 08:54:12 MST by Sascha Arnold |
| Updated | 2024-05-15 09:13:07 MST by Sascha Arnold |
| Location | , |
| Status | In Progress |

Please refer to the relevant TGI documents contained in the "Reference Files" of this app for additional instruction.

## Index

| | |
|---|---|
| Was Duplicated | 0 |
| Facility ID | 521 |
| Area ID | 1588 |
| Asset ID | 37705 |
| Work Order ID | 1298 |
| Work Order Activity Detail ID | 69731 |
| Well or SW Asset | Well |
| Asset Subtype | Monitoring |

## General Information

| | |
|---|---|
| Select Project | Kinder Morgan, Silvercroft, Default Site |
| Client | Kinder Morgan |
| Facility Name | Silvercroft |
| Project Number | 30198741 |
| Area Name | Default Site |
| Location | W Silverbell Tree Dr. / N Silver Island Way, Tucson, AZ |
| Date | 2024-05-15 |
| Field Personnel | Sascha Arnold |
| NOTES AND DIRECTIONS | Also collect ferrous iron and sulfite in the field immediately after sample collection utilizing a Hach® DR820 spectrometer and a Hach® SU-5 Sulfite Test Kit |

## Scope of Work

| | |
|---|---|
| Location Type | Planned |
| Select Asset | MW-02 |
| Asset Name | MW-02 |
| Scope of Work | Q2 2024 GW Sampling, 2024-05-13, Groundwater Monitoring |
| Length Units | Metric |
| Volume Units | Metric |
| Work to be Performed at Location | Groundwater Sampling and Water Level Measurement |

Work to be Performed at Location: Gauging Only - well is to be gauged for potentiometric surface and not sampled as part of scope of work Gauging and GW Sampling - Well is gauged and sampled in the same record. Surface Water Sampling - Location is a surface water monitoring location Well Inspection Only - well is not gauged or sampled, only inspected

## Location Info

| | |
|---|---|
| Coordinate Source | Planned |

## Weather Conditions

| | |
|---|---|
| Fetch Weather | N/A |

| | |
|---|---|
| Weather | Hot, 90s |

## Well Details

| | |
|---|---|
| Detail Correction Required | No |
| Top of Screen (ft bgs) | 130.00 |
| Bottom of Screen (ft bgs) | 170.00 |
| Casing Diameter (in) | 4.00 |
| Well Casing Material | PVC |
| Measuring Point (mp) Description | Top of Outer Casing |
| Constructed Total Depth (ft bgs) | 170.00 |
| Enter Gauging Data | Yes |

## Water Elevation Details

| | |
|---|---|
| Gauging Equipment | Interface Probe |
| Gauging Date | 2024-04-30 |
| Gauging Time | 08:54 |

## Well Head Gas Reading

| | |
|---|---|
| Select Screening Parameters | None |
| Is water present? | Yes |
| Static Water Level | 148.62 |
| DTW QC Check | N/A |
| Product Present | No |
| Total Depth Recorded | No |
| Reason Total Depth Not Recorded | Nm |
| TD QC Check | TD is >3 ft from constructed measurement. Check in with PM/TM |
| Water Column | 21.38 |
| Volume in Well | 173.34 |
| Sheen? | No |
| Odor? | No |
| Enter Evacuation Data | Yes |

## Evacuation Details

| | |
|---|---|
| Evacuation date | 2024-05-15 |
| Purge Method | Low Flow |

## No-Purge

| | |
|---|---|
| Type of No-Purge Equipment Used | |

## Retrieval Details

If anything has changed since deployment, please note these changes in the general comment section at the end of the form.

| | |
|---|---|
| Total Time Deployed (days) | Please enter all deployment and retrieval dates and times to calculate elapsed time. |

## Purge

| | |
|---|---|
| Type of Equipment Used - Purge | Submersible Pump |
| Purge Start Time | 08:55 |
| Enter Water Quality Parameters | Yes |

## Water Quality Parameters

| | |
|---|---|
| Water Quality Meter Make/Model | YSI 556 |
| Select the Parameters you want to measure below. | |
| Select Measured Parameters | pH, Specific Conductivity, Turbidity (NTU), Dissolved Oxygen (DO) (mg/L), Temperature (°C), Redox (ORP) (mV) |

## -08:55|DTW:148.62|pH: 6.73|SpCND: 776|TRB: 2.66|DO: 12.2|T: 27.46|ORP: 90

## Calculation Specific Fields

| | |
|---|---|
| Total Vol Purged L Only | 0 |
| Flow Rate L/min Only | 0.3 |
| Site ID, Well ID | Default Site, MW-02 |
| Reading Time | 08:55 |
| Minutes Elapsed between readings | 0 |
| Total Elapsed Minutes (during parameter readings) | 0 |
| Total Elapsed Minutes from Purge Start Time | 0 |

## Purge and Flow

| | |
|---|---|
| Flow Rate Units | mL/min |
| Flow Rate | 300 |
| Depth to Water | 148.62 |
| Theoretical Total Volume Purged | 0.0 |
| Total Volume Purged Units | L |
| Total Volume Purged | 0 |

## Parameters

| | |
|---|---|
| pH | 6.73 |
| pH 2 decimals | 6.73 |
| Specific Conductivity Units | µS/cm[c] |
| Specific Conductivity | 776 |
| spec cond sig figs | 776.000 |
| Turbidity (NTU) | 2.66 |
| Turbidity reading outside range of meter? | No |
| turbidity sig figs | 2.7 |
| Dissolved Oxygen (DO) (mg/L) | 12.2 |
| DO 2 decimals | 12.20 |
| Temperature (°C) | 27.46 |
| temp 2 decimals | 27.46 |
| Redox (ORP) (mV) | 90 |
| orp 2 decimals | 90.00 |
| parameters | -08:55\|DTW:148.62\|pH: 6.73\|SpCND: 776\|TRB: 2.66\|DO: 12.2\|T: 27.46\|ORP: 90 |
| Stabilization Calculation | 1/3 Measurement intervals before stability can be calculated |
| Color | Clear |
| Notable Odors | No Odor |

Well is considered stabilized and ready for sample collection when the following is met for three consecutive readings collected at 3 to 5 minute intervals: -turbidity remains within 10% (or if three consecutive values are <5NTU) -specific conductance and temp remain within 3% -ORP within + or - 10 mV -DO within 10% (or if three consecutive values are <0.5 mg/L) -pH within 0.1 unit

## -09:01|DTW:148.62|pH: 6.74|SpCND: 783|TRB: 2.55|DO: 11.5|T: 27.79|ORP: 84

### Calculation Specific Fields

| | |
|---|---|
| Total Vol Purged L Only | 1.8 |
| Flow Rate L/min Only | 0.3 |
| Site ID, Well ID | Default Site, MW-02 |
| Reading Time | 09:01 |
| Minutes Elapsed between readings | 6 |
| Total Elapsed Minutes (during parameter readings) | 6 |
| Total Elapsed Minutes from Purge Start Time | 6 |

### Purge and Flow

| | |
|---|---|
| Flow Rate Units | mL/min |
| Flow Rate | 300 |
| Depth to Water | 148.62 |
| Theoretical Total Volume Purged | 1.8 |
| Total Volume Purged Units | L |
| Total Volume Purged | 1.8 |

### Parameters

| | |
|---|---|
| pH | 6.74 |
| pH 2 decimals | 6.74 |
| Specific Conductivity Units | µS/cm[c] |
| Specific Conductivity | 783 |
| spec cond sig figs | 783.000 |
| Turbidity (NTU) | 2.55 |
| Turbidity reading outside range of meter? | No |
| turbidity sig figs | 2.5 |
| Dissolved Oxygen (DO) (mg/L) | 11.5 |
| DO 2 decimals | 11.50 |
| Temperature (°C) | 27.79 |
| temp 2 decimals | 27.79 |
| Redox (ORP) (mV) | 84 |
| orp 2 decimals | 84.00 |
| parameters | -09:01\|DTW:148.62\|pH: 6.74\|SpCND: 783\|TRB: 2.55\|DO: 11.5\|T: 27.79\|ORP: 84 |
| Stabilization Calculation | 2/3 Measurement intervals before stability can be calculated |
| Color | Clear |
| Notable Odors | No Odor |

Well is considered stabilized and ready for sample collection when the following is met for three consecutive readings collected at 3 to 5 minute intervals: -turbidity remains within 10% (or if three consecutive values are <5NTU) -specific conductance and temp remain within 3% -ORP within + or - 10 mV -DO within 10% (or if three consecutive values are <0.5 mg/L) -pH within 0.1 unit

## -09:06|DTW:148.62|pH: 6.78|SpCND: 787|TRB: 2.61|DO: 11.1|T: 28.06|ORP: 79

## Calculation Specific Fields

| | |
|---|---|
| Total Vol Purged L Only | 3.3 |
| Flow Rate L/min Only | 0.3 |
| Site ID, Well ID | Default Site, MW-02 |
| Reading Time | 09:06 |
| Minutes Elapsed between readings | 5 |
| Total Elapsed Minutes (during parameter readings) | 11 |
| Total Elapsed Minutes from Purge Start Time | 11 |

## Purge and Flow

| | |
|---|---|
| Flow Rate Units | mL/min |
| Flow Rate | 300 |
| Depth to Water | 148.62 |
| Theoretical Total Volume Purged | 3.3 |
| Total Volume Purged Units | L |
| Total Volume Purged | 3.3 |

## Parameters

| | |
|---|---|
| pH | 6.78 |
| pH 2 decimals | 6.78 |
| Specific Conductivity Units | µS/cm[c] |
| Specific Conductivity | 787 |
| spec cond sig figs | 787.000 |
| Turbidity (NTU) | 2.61 |
| Turbidity reading outside range of meter? | No |
| turbidity sig figs | 2.6 |
| Dissolved Oxygen (DO) (mg/L) | 11.1 |
| DO 2 decimals | 11.10 |
| Temperature (°C) | 28.06 |
| temp 2 decimals | 28.06 |
| Redox (ORP) (mV) | 79 |
| orp 2 decimals | 79.00 |
| parameters | -09:06\|DTW:148.62\|pH: 6.78\|SpCND: 787\|TRB: 2.61\|DO: 11.1\|T: 28.06\|ORP: 79 |
| Stabilization Calculation | pH: ; SpCND: ; TRB: ; DO: ; T: ; ORP: ; Time Elapsed: 11 min<br>Parameters unstable -- Do not sample |
| Color | Clear |
| Notable Odors | No Odor |

Well is considered stabilized and ready for sample collection when the following is met for three consecutive readings collected at 3 to 5 minute intervals: -turbidity remains within 10% (or if three consecutive values are <5NTU) -specific conductance and temp remain within 3% -ORP within + or - 10 mV -DO within 10% (or if three consecutive values are <0.5 mg/L) -pH within 0.1 unit

## -09:12|DTW:148.62|pH: 6.82|SpCND: 791|TRB: 2.63|DO: 10.8|T: 28.1|ORP: 75

## Calculation Specific Fields

| | |
|---|---|
| Total Vol Purged L Only | 5 |
| Flow Rate L/min Only | 0.3 |

| | |
|---|---|
| Site ID, Well ID | Default Site, MW-02 |
| Reading Time | 09:12 |
| Minutes Elapsed between readings | 6 |
| Total Elapsed Minutes (during parameter readings) | 17 |
| Total Elapsed Minutes from Purge Start Time | 17 |

## Purge and Flow

| | |
|---|---|
| Flow Rate Units | mL/min |
| Flow Rate | 300 |
| Depth to Water | 148.62 |
| Theoretical Total Volume Purged | 5.1 |
| Total Volume Purged Units | L |
| Total Volume Purged | 5 |

## Parameters

| | |
|---|---|
| pH | 6.82 |
| pH 2 decimals | 6.82 |
| Specific Conductivity Units | µS/cm$^{c}$ |
| Specific Conductivity | 791 |
| spec cond sig figs | 791.000 |
| Turbidity (NTU) | 2.63 |
| Turbidity reading outside range of meter? | No |
| turbidity sig figs | 2.6 |
| Dissolved Oxygen (DO) (mg/L) | 10.8 |
| DO 2 decimals | 10.80 |
| Temperature (°C) | 28.1 |
| temp 2 decimals | 28.10 |
| Redox (ORP) (mV) | 75 |
| orp 2 decimals | 75.00 |
| parameters | -09:12\|DTW:148.62\|pH: 6.82\|SpCND: 791\|TRB: 2.63\|DO: 10.8\|T: 28.1\|ORP: 75 |
| Stabilization Calculation | pH: ; SpCND: ; TRB: ; DO: ; T: ; ORP: ; Time Elapsed: 17 min<br>All Parameters Stable -- Okay to sample |
| Color | Clear |
| Notable Odors | No Odor |

Well is considered stabilized and ready for sample collection when the following is met for three consecutive readings collected at 3 to 5 minute intervals: -turbidity remains within 10% (or if three consecutive values are <5NTU) -specific conductance and temp remain within 3% -ORP within + or - 10 mV -DO within 10% (or if three consecutive values are <0.5 mg/L) -pH within 0.1 unit

| | |
|---|---|
| Purge End Time (Before Sample Collection) | 09:13 |
| Theoretical Total Volume Purged | 5.1 |
| Total Purged | 5 |
| Well Volumes Purged | 0.03 |
| Did well go dry? | No |

## Well Dry

In order to view and enter sampling information below, you must measure DTW upon return and enter it in the field above.

## Sample Information

| | |
|---|---|
| Type of Equipment Used - Sample | Submersible Pump |
| Enter Inspection Data | No |

## Flow Measurements

## Flow Meter

| | |
|---|---|
| Type of Meter | Hach FH950 |

## Area Velocity

| | |
|---|---|
| Area Velocity Total Flow Per Minute qtot | 0 |
| Area Velocity Total Flow Rate qtot | 0 |

## Volumetric

| | |
|---|---|
| Average Total Flow Rate qtot | 0 |

## Visual Estimate

| | |
|---|---|
| Visual Estimate Total Flow Rate qtot | 0 |

## Mid-Section

| | |
|---|---|
| Mid-Section Total Flow Rate qtot | 0 |
| Mid-Section Total Flow Per Second qtot | 0 |
| Mid-Section Total Flow Per Minute qtot | 0 |
| Update Mid-Section Values | N/A |

## Close Out

| | |
|---|---|
| Scope of Work Status | In Progress |
| General Comments | Fe 0.2 Mn 3.1 sulfite 0.64-1.28 |

## Kinder Morgan, MW-04, 2024-05-14

| | |
|---|---|
| Project | Kinder Morgan_Silvercroft_E2E |
| Created | 2024-05-14 11:01:14 MST by Sascha Arnold |
| Updated | 2024-05-14 11:23:02 MST by Sascha Arnold |
| Location | , |
| Status | In Progress |

Please refer to the relevant TGI documents contained in the "Reference Files" of this app for additional instruction.

## Index

| | |
|---|---|
| Was Duplicated | 0 |
| Facility ID | 521 |
| Area ID | 1588 |
| Asset ID | 37707 |
| Work Order ID | 1298 |
| Work Order Activity Detail ID | 69732 |
| Well or SW Asset | Well |
| Asset Subtype | Monitoring |

## General Information

| | |
|---|---|
| Select Project | Kinder Morgan, Silvercroft, Default Site |
| Client | Kinder Morgan |
| Facility Name | Silvercroft |
| Project Number | 30198741 |
| Area Name | Default Site |
| Location | W Silverbell Tree Dr. / N Silver Island Way, Tucson, AZ |
| Date | 2024-05-14 |
| Field Personnel | Sascha Arnold |
| NOTES AND DIRECTIONS | Also collect ferrous iron and sulfite in the field immediately after sample collection utilizing a Hach® DR820 spectrometer and a Hach® SU-5 Sulfite Test Kit |

## Scope of Work

| | |
|---|---|
| Location Type | Planned |
| Select Asset | MW-04 |
| Asset Name | MW-04 |
| Scope of Work | Q2 2024 GW Sampling, 2024-05-13, Groundwater Monitoring |
| Length Units | Metric |
| Volume Units | Metric |
| Work to be Performed at Location | Groundwater Sampling and Water Level Measurement |

Work to be Performed at Location: Gauging Only - well is to be gauged for potentiometric surface and not sampled as part of scope of work Gauging and GW Sampling - Well is gauged and sampled in the same record. Surface Water Sampling - Location is a surface water monitoring location Well Inspection Only - well is not gauged or sampled, only inspected

## Location Info

| | |
|---|---|
| Coordinate Source | Planned |

## Weather Conditions

| | |
|---|---|
| Fetch Weather | N/A |

| | |
|---|---|
| Weather | Hot, 90s |

## Well Details

| | |
|---|---|
| Detail Correction Required | No |
| Top of Screen (ft bgs) | 130.00 |
| Bottom of Screen (ft bgs) | 170.00 |
| Casing Diameter (in) | 4.00 |
| Well Casing Material | PVC |
| Measuring Point (mp) Description | Top of Outer Casing |
| Constructed Total Depth (ft bgs) | 170.00 |
| Enter Gauging Data | Yes |

## Water Elevation Details

| | |
|---|---|
| Gauging Equipment | Interface Probe |
| Gauging Date | 2024-04-30 |
| Gauging Time | 11:02 |

## Well Head Gas Reading

| | |
|---|---|
| Select Screening Parameters | None |
| Is water present? | Yes |
| Static Water Level | 153.64 |
| DTW QC Check | N/A |
| Product Present | No |
| Total Depth Recorded | No |
| Reason Total Depth Not Recorded | Nm |
| TD QC Check | TD is >3 ft from constructed measurement. Check in with PM/TM |
| Water Column | 16.36 |
| Volume in Well | 132.64 |
| Sheen? | No |
| Odor? | No |
| Enter Evacuation Data | Yes |

## Evacuation Details

| | |
|---|---|
| Evacuation date | 2024-05-14 |
| Purge Method | Low Flow |

## No-Purge

| | |
|---|---|
| Type of No-Purge Equipment Used | |

## Retrieval Details

If anything has changed since deployment, please note these changes in the general comment section at the end of the form.

| | |
|---|---|
| Total Time Deployed (days) | Please enter all deployment and retrieval dates and times to calculate elapsed time. |

## Purge

| | |
|---|---|
| Type of Equipment Used - Purge | Submersible Pump |
| Purge Start Time | 11:02 |
| Enter Water Quality Parameters | Yes |

## Water Quality Parameters

| | |
|---|---|
| Water Quality Meter Make/Model | YSI 556 |
| Select the Parameters you want to measure below. | |
| Select Measured Parameters | pH, Specific Conductivity, Turbidity (NTU), Dissolved Oxygen (DO) (mg/L), Temperature (°C), Redox (ORP) (mV) |

## -11:02|DTW:153.64|pH: 6.67|SpCND: 1119|TRB: 2.8|DO: 3.1|T: 29.99|ORP: -15

## Calculation Specific Fields

| | |
|---|---|
| Total Vol Purged L Only | 0 |
| Flow Rate L/min Only | 0.3 |
| Site ID, Well ID | Default Site, MW-04 |
| Reading Time | 11:02 |
| Minutes Elapsed between readings | 0 |
| Total Elapsed Minutes (during parameter readings) | 0 |
| Total Elapsed Minutes from Purge Start Time | 0 |

## Purge and Flow

| | |
|---|---|
| Flow Rate Units | mL/min |
| Flow Rate | 300 |
| Depth to Water | 153.64 |
| Theoretical Total Volume Purged | 0.0 |
| Total Volume Purged Units | L |
| Total Volume Purged | 0 |

## Parameters

| | |
|---|---|
| pH | 6.67 |
| pH 2 decimals | 6.67 |
| Specific Conductivity Units | µS/cm[c] |
| Specific Conductivity | 1119 |
| spec cond sig figs | 1,119.0000 |
| Turbidity (NTU) | 2.8 |
| Turbidity reading outside range of meter? | No |
| turbidity sig figs | 2.8 |
| Dissolved Oxygen (DO) (mg/L) | 3.1 |
| DO 2 decimals | 3.10 |
| Temperature (°C) | 29.99 |
| temp 2 decimals | 29.99 |
| Redox (ORP) (mV) | -15 |
| orp 2 decimals | -15.00 |
| parameters | -11:02\|DTW:153.64\|pH: 6.67\|SpCND: 1119\|TRB: 2.8\|DO: 3.1\|T: 29.99\|ORP: -15 |
| Stabilization Calculation | 1/3 Measurement intervals before stability can be calculated |
| Color | Clear |
| Notable Odors | No Odor |

Well is considered stabilized and ready for sample collection when the following is met for three consecutive readings collected at 3 to 5 minute intervals: -turbidity remains within 10% (or if three consecutive values are <5NTU) -specific conductance and temp remain within 3% -ORP within + or - 10 mV -DO within 10% (or if three consecutive values are <0.5 mg/L) -pH within 0.1 unit

## -11:08|DTW:153.64|pH: 6.72|SpCND: 1112|TRB: 2.79|DO: 3.07|T: 29.96|ORP: -17

### Calculation Specific Fields

| | |
|---|---|
| Total Vol Purged L Only | 1.8 |
| Flow Rate L/min Only | 0.3 |
| Site ID, Well ID | Default Site, MW-04 |
| Reading Time | 11:08 |
| Minutes Elapsed between readings | 6 |
| Total Elapsed Minutes (during parameter readings) | 6 |
| Total Elapsed Minutes from Purge Start Time | 6 |

### Purge and Flow

| | |
|---|---|
| Flow Rate Units | mL/min |
| Flow Rate | 300 |
| Depth to Water | 153.64 |
| Theoretical Total Volume Purged | 1.8 |
| Total Volume Purged Units | L |
| Total Volume Purged | 1.8 |

### Parameters

| | |
|---|---|
| pH | 6.72 |
| pH 2 decimals | 6.72 |
| Specific Conductivity Units | µS/cm[c] |
| Specific Conductivity | 1112 |
| spec cond sig figs | 1,112.0000 |
| Turbidity (NTU) | 2.79 |
| Turbidity reading outside range of meter? | No |
| turbidity sig figs | 2.8 |
| Dissolved Oxygen (DO) (mg/L) | 3.07 |
| DO 2 decimals | 3.07 |
| Temperature (°C) | 29.96 |
| temp 2 decimals | 29.96 |
| Redox (ORP) (mV) | -17 |
| orp 2 decimals | -17.00 |
| parameters | -11:08\|DTW:153.64\|pH: 6.72\|SpCND: 1112\|TRB: 2.79\|DO: 3.07\|T: 29.96\|ORP: -17 |
| Stabilization Calculation | 2/3 Measurement intervals before stability can be calculated |
| Color | Clear |
| Notable Odors | No Odor |

Well is considered stabilized and ready for sample collection when the following is met for three consecutive readings collected at 3 to 5 minute intervals: -turbidity remains within 10% (or if three consecutive values are <5NTU) -specific conductance and temp remain within 3% -ORP within + or - 10 mV -DO within 10% (or if three consecutive values are <0.5 mg/L) -pH within 0.1 unit

## -11:25|DTW:153.64|pH: 6.73|SpCND: 1109|TRB: 2.88|DO: 3|T: 30.56|ORP: -16

## Calculation Specific Fields

| | |
|---|---|
| Total Vol Purged L Only | 7 |
| Flow Rate L/min Only | 0.3 |
| Site ID, Well ID | Default Site, MW-04 |
| Reading Time | 11:25 |
| Minutes Elapsed between readings | 17 |
| Total Elapsed Minutes (during parameter readings) | 23 |
| Total Elapsed Minutes from Purge Start Time | 23 |

## Purge and Flow

| | |
|---|---|
| Flow Rate Units | mL/min |
| Flow Rate | 300 |
| Depth to Water | 153.64 |
| Theoretical Total Volume Purged | 6.9 |
| Total Volume Purged Units | L |
| Total Volume Purged | 7 |

## Parameters

| | |
|---|---|
| pH | 6.73 |
| pH 2 decimals | 6.73 |
| Specific Conductivity Units | µS/cm$^{c}$ |
| Specific Conductivity | 1109 |
| spec cond sig figs | 1,109.0000 |
| Turbidity (NTU) | 2.88 |
| Turbidity reading outside range of meter? | No |
| turbidity sig figs | 2.9 |
| Dissolved Oxygen (DO) (mg/L) | 3 |
| DO 2 decimals | 3.00 |
| Temperature (°C) | 30.56 |
| temp 2 decimals | 30.56 |
| Redox (ORP) (mV) | -16 |
| orp 2 decimals | -16.00 |
| parameters | -11:25\|DTW:153.64\|pH: 6.73\|SpCND: 1109\|TRB: 2.88\|DO: 3\|T: 30.56\|ORP: -16 |
| Stabilization Calculation | pH: ; SpCND: ; TRB: ; DO: ; T: ; ORP: ; Time Elapsed: 23 min<br>All Parameters Stable -- Okay to sample |
| Color | Clear |
| Notable Odors | No Odor |

Well is considered stabilized and ready for sample collection when the following is met for three consecutive readings collected at 3 to 5 minute intervals: -turbidity remains within 10% (or if three consecutive values are <5NTU) -specific conductance and temp remain within 3% -ORP within + or - 10 mV -DO within 10% (or if three consecutive values are <0.5 mg/L) -pH within 0.1 unit

| | |
|---|---|
| Purge End Time (Before Sample Collection) | 11:28 |
| Theoretical Total Volume Purged | 6.9 |
| Total Purged | 7 |
| Well Volumes Purged | 0.05 |
| Did well go dry? | No |

## Well Dry

In order to view and enter sampling information below, you must measure DTW upon return and enter it in the field above.

## Sample Information

| | |
|---|---|
| Type of Equipment Used - Sample | Submersible Pump |

## Flow Measurements

## Flow Meter

| | |
|---|---|
| Type of Meter | Hach FH950 |

## Area Velocity

| | |
|---|---|
| Area Velocity Total Flow Per Minute qtot | 0 |
| Area Velocity Total Flow Rate qtot | 0 |

## Volumetric

| | |
|---|---|
| Average Total Flow Rate qtot | 0 |

## Visual Estimate

| | |
|---|---|
| Visual Estimate Total Flow Rate qtot | 0 |

## Mid-Section

| | |
|---|---|
| Mid-Section Total Flow Rate qtot | 0 |
| Mid-Section Total Flow Per Second qtot | 0 |
| Mid-Section Total Flow Per Minute qtot | 0 |
| Update Mid-Section Values | N/A |

## Close Out

| | |
|---|---|
| Scope of Work Status | In Progress |
| General Comments | Fe 0.02 Mn 1.3 sulfite 0.64-1.28 |

## Kinder Morgan, MW-05, 2024-05-14

| | |
|---|---|
| Project | Kinder Morgan_Silvercroft_E2E |
| Created | 2024-05-14 11:44:54 MST by Sascha Arnold |
| Updated | 2024-05-14 12:16:33 MST by Sascha Arnold |
| Location | 32.26008371, -111.01170395 |
| Status | In Progress |

Please refer to the relevant TGI documents contained in the "Reference Files" of this app for additional instruction.

## Index

| | |
|---|---|
| Was Duplicated | 0 |
| Planned Latitude | 32.2600837100 |
| Planned_Longitude | -111.0117039500 |
| Facility ID | 521 |
| Area ID | 1588 |
| Asset ID | 37708 |
| Work Order ID | 1298 |
| Work Order Activity Detail ID | 69733 |
| Well or SW Asset | Well |
| Asset Subtype | Monitoring |

## General Information

| | |
|---|---|
| Select Project | Kinder Morgan, Silvercroft, Default Site |
| Client | Kinder Morgan |
| Facility Name | Silvercroft |
| Project Number | 30198741 |
| Area Name | Default Site |
| Location | W Silverbell Tree Dr. / N Silver Island Way, Tucson, AZ |
| Date | 2024-05-14 |
| Field Personnel | Sascha Arnold |
| NOTES AND DIRECTIONS | Also collect ferrous iron and sulfite in the field immediately after sample collection utilizing a Hach® DR820 spectrometer and a Hach® SU-5 Sulfite Test Kit |

## Scope of Work

| | |
|---|---|
| Location Type | Planned |
| Select Asset | MW-05 |
| Asset Name | MW-05 |
| Scope of Work | Q2 2024 GW Sampling, 2024-05-13, Groundwater Monitoring |
| Length Units | Metric |
| Volume Units | Metric |
| Work to be Performed at Location | Groundwater Sampling and Water Level Measurement |

Work to be Performed at Location: Gauging Only - well is to be gauged for potentiometric surface and not sampled as part of scope of work Gauging and GW Sampling - Well is gauged and sampled in the same record. Surface Water Sampling - Location is a surface water monitoring location Well Inspection Only - well is not gauged or sampled, only inspected

## Location Info

| | |
|---|---|
| Coordinate Source | Planned |

## Weather Conditions

| | |
|---|---|
| Fetch Weather | N/A |
| Weather | Hot, 90s |

## Well Details

| | |
|---|---|
| Detail Correction Required | No |
| Top of Screen (ft bgs) | 130.00 |
| Bottom of Screen (ft bgs) | 170.00 |
| Casing Diameter (in) | 4.00 |
| Well Casing Material | PVC |
| Measuring Point (mp) Description | Top of Outer Casing |
| Constructed Total Depth (ft bgs) | 170.00 |
| Enter Gauging Data | Yes |

## Water Elevation Details

| | |
|---|---|
| Gauging Equipment | Interface Probe |
| Gauging Date | 2024-04-30 |
| Gauging Time | 11:46 |

## Well Head Gas Reading

| | |
|---|---|
| Select Screening Parameters | None |
| Is water present? | Yes |
| Static Water Level | 153.68 |
| DTW QC Check | N/A |
| Product Present | No |
| Total Depth Recorded | No |
| Reason Total Depth Not Recorded | Nm |
| TD QC Check | TD is >3 ft from constructed measurement. Check in with PM/TM |
| Water Column | 16.32 |
| Volume in Well | 132.31 |
| Sheen? | No |
| Odor? | No |
| Enter Evacuation Data | Yes |

## Evacuation Details

| | |
|---|---|
| Evacuation date | 2024-05-14 |
| Purge Method | Low Flow |

## No-Purge

| | |
|---|---|
| Type of No-Purge Equipment Used | |

## Retrieval Details

If anything has changed since deployment, please note these changes in the general comment section at the end of the form.

| | |
|---|---|
| Total Time Deployed (days) | Please enter all deployment and retrieval dates and times to calculate elapsed time. |

## Purge

| | |
|---|---|
| Type of Equipment Used - Purge | Submersible Pump |

| | |
|---|---|
| Purge Start Time | 11:47 |
| Enter Water Quality Parameters | Yes |

## Water Quality Parameters

| | |
|---|---|
| Water Quality Meter Make/Model | YSI 556 |
| Select the Parameters you want to measure below. | |
| Select Measured Parameters | pH, Specific Conductivity, Turbidity (NTU), Dissolved Oxygen (DO) (mg/L), Temperature (°C), Redox (ORP) (mV) |

## -11:47|DTW:153.68|pH: 6.91|SpCND: 918|TRB: 3.33|DO: 4.67|T: 32|ORP: 17

## Calculation Specific Fields

| | |
|---|---|
| Total Vol Purged L Only | 0 |
| Flow Rate L/min Only | 0.3 |
| Site ID, Well ID | Default Site, MW-05 |
| Reading Time | 11:47 |
| Minutes Elapsed between readings | 0 |
| Total Elapsed Minutes (during parameter readings) | 0 |
| Total Elapsed Minutes from Purge Start Time | 0 |

## Purge and Flow

| | |
|---|---|
| Flow Rate Units | mL/min |
| Flow Rate | 300 |
| Depth to Water | 153.68 |
| Theoretical Total Volume Purged | 0.0 |
| Total Volume Purged Units | L |
| Total Volume Purged | 0 |

## Parameters

| | |
|---|---|
| pH | 6.91 |
| pH 2 decimals | 6.91 |
| Specific Conductivity Units | µS/cm$^{c}$ |
| Specific Conductivity | 918 |
| spec cond sig figs | 918.000 |
| Turbidity (NTU) | 3.33 |
| Turbidity reading outside range of meter? | No |
| turbidity sig figs | 3.3 |
| Dissolved Oxygen (DO) (mg/L) | 4.67 |
| DO 2 decimals | 4.67 |
| Temperature (°C) | 32 |
| temp 2 decimals | 32.00 |
| Redox (ORP) (mV) | 17 |
| orp 2 decimals | 17.00 |
| parameters | -11:47\|DTW:153.68\|pH: 6.91\|SpCND: 918\|TRB: 3.33\|DO: 4.67\|T: 32\|ORP: 17 |
| Stabilization Calculation | 1/3 Measurement intervals before stability can be calculated |
| Color | Clear |

| | |
|---|---|
| Notable Odors | No Odor |

Well is considered stabilized and ready for sample collection when the following is met for three consecutive readings collected at 3 to 5 minute intervals: -turbidity remains within 10% (or if three consecutive values are <5NTU) -specific conductance and temp remain within 3% -ORP within + or - 10 mV -DO within 10% (or if three consecutive values are <0.5 mg/L) -pH within 0.1 unit

## -11:53|DTW:153.68|pH: 7.24|SpCND: 623|TRB: 3.11|DO: 5.12|T: 30.38|ORP: 20

### Calculation Specific Fields

| | |
|---|---|
| Total Vol Purged L Only | 1.8 |
| Flow Rate L/min Only | 0.3 |
| Site ID, Well ID | Default Site, MW-05 |
| Reading Time | 11:53 |
| Minutes Elapsed between readings | 6 |
| Total Elapsed Minutes (during parameter readings) | 6 |
| Total Elapsed Minutes from Purge Start Time | 6 |

### Purge and Flow

| | |
|---|---|
| Flow Rate Units | mL/min |
| Flow Rate | 300 |
| Depth to Water | 153.68 |
| Theoretical Total Volume Purged | 1.8 |
| Total Volume Purged Units | L |
| Total Volume Purged | 1.8 |

### Parameters

| | |
|---|---|
| pH | 7.24 |
| pH 2 decimals | 7.24 |
| Specific Conductivity Units | µS/cm$^{c}$ |
| Specific Conductivity | 623 |
| spec cond sig figs | 623.000 |
| Turbidity (NTU) | 3.11 |
| Turbidity reading outside range of meter? | No |
| turbidity sig figs | 3.1 |
| Dissolved Oxygen (DO) (mg/L) | 5.12 |
| DO 2 decimals | 5.12 |
| Temperature (°C) | 30.38 |
| temp 2 decimals | 30.38 |
| Redox (ORP) (mV) | 20 |
| orp 2 decimals | 20.00 |
| parameters | -11:53\|DTW:153.68\|pH: 7.24\|SpCND: 623\|TRB: 3.11\|DO: 5.12\|T: 30.38\|ORP: 20 |
| Stabilization Calculation | 2/3 Measurement intervals before stability can be calculated |
| Color | Clear |
| Notable Odors | No Odor |

Well is considered stabilized and ready for sample collection when the following is met for three consecutive readings collected at 3 to 5 minute intervals: -turbidity remains within 10% (or if three consecutive values are <5NTU) -specific conductance and temp remain within 3% -ORP within + or - 10 mV -DO within 10% (or if three consecutive values are <0.5 mg/L) -pH within 0.1 unit

## □-12:01|DTW:153.64|pH: 7.33|SpCND: 584|TRB: 3.09|DO: 5.43|T: 30.22|ORP: 27

### Calculation Specific Fields

| | |
|---|---|
| Total Vol Purged L Only | 4.2 |
| Flow Rate L/min Only | 0.3 |
| Site ID, Well ID | Default Site, MW-05 |
| Reading Time | 12:01 |
| Minutes Elapsed between readings | 8 |
| Total Elapsed Minutes (during parameter readings) | 14 |
| Total Elapsed Minutes from Purge Start Time | 14 |

### Purge and Flow

| | |
|---|---|
| Flow Rate Units | mL/min |
| Flow Rate | 300 |
| Depth to Water | 153.64 |
| Theoretical Total Volume Purged | 4.2 |
| Total Volume Purged Units | L |
| Total Volume Purged | 4.2 |

### Parameters

| | |
|---|---|
| pH | 7.33 |
| pH 2 decimals | 7.33 |
| Specific Conductivity Units | µS/cm[c] |
| Specific Conductivity | 584 |
| spec cond sig figs | 584.000 |
| Turbidity (NTU) | 3.09 |
| Turbidity reading outside range of meter? | No |
| turbidity sig figs | 3.1 |
| Dissolved Oxygen (DO) (mg/L) | 5.43 |
| DO 2 decimals | 5.43 |
| Temperature (°C) | 30.22 |
| temp 2 decimals | 30.22 |
| Redox (ORP) (mV) | 27 |
| orp 2 decimals | 27.00 |
| parameters | □-12:01\|DTW:153.64\|pH: 7.33\|SpCND: 584\|TRB: 3.09\|DO: 5.43\|T: 30.22\|ORP: 27 |
| Stabilization Calculation | pH: □; SpCND: □; TRB: □; DO: □; T: □; ORP: □; Time Elapsed: 14 min<br>Parameters unstable -- Do not sample |
| Color | Clear |
| Notable Odors | No Odor |

Well is considered stabilized and ready for sample collection when the following is met for three consecutive readings collected at 3 to 5 minute intervals: -turbidity remains within 10% (or if three consecutive values are <5NTU) -specific conductance and temp remain within 3% -ORP within + or - 10 mV -DO within 10% (or if three consecutive values are <0.5 mg/L) -pH within 0.1 unit

## □-12:05|DTW:153.64|pH: 7.37|SpCND: 572|TRB: 3.01|DO: 5.33|T: 30.65|ORP: 29

### Calculation Specific Fields

| | |
|---|---|
| Total Vol Purged L Only | 5.4 |

| | |
|---|---|
| Flow Rate L/min Only | 0.3 |
| Site ID, Well ID | Default Site, MW-05 |
| Reading Time | 12:05 |
| Minutes Elapsed between readings | 4 |
| Total Elapsed Minutes (during parameter readings) | 18 |
| Total Elapsed Minutes from Purge Start Time | 18 |

## Purge and Flow

| | |
|---|---|
| Flow Rate Units | mL/min |
| Flow Rate | 300 |
| Depth to Water | 153.64 |
| Theoretical Total Volume Purged | 5.4 |
| Total Volume Purged Units | L |
| Total Volume Purged | 5.4 |

## Parameters

| | |
|---|---|
| pH | 7.37 |
| pH 2 decimals | 7.37 |
| Specific Conductivity Units | µS/cm[c] |
| Specific Conductivity | 572 |
| spec cond sig figs | 572.000 |
| Turbidity (NTU) | 3.01 |
| Turbidity reading outside range of meter? | No |
| turbidity sig figs | 3.0 |
| Dissolved Oxygen (DO) (mg/L) | 5.33 |
| DO 2 decimals | 5.33 |
| Temperature (°C) | 30.65 |
| temp 2 decimals | 30.65 |
| Redox (ORP) (mV) | 29 |
| orp 2 decimals | 29.00 |
| parameters | -12:05\|DTW:153.64\|pH: 7.37\|SpCND: 572\|TRB: 3.01\|DO: 5.33\|T: 30.65\|ORP: 29 |
| Stabilization Calculation | pH: ; SpCND: ; TRB: ; DO: ; T: ; ORP: ; Time Elapsed: 18 min<br>Parameters unstable -- Do not sample |
| Color | Clear |
| Notable Odors | No Odor |

Well is considered stabilized and ready for sample collection when the following is met for three consecutive readings collected at 3 to 5 minute intervals: -turbidity remains within 10% (or if three consecutive values are <5NTU) -specific conductance and temp remain within 3% -ORP within + or - 10 mV -DO within 10% (or if three consecutive values are <0.5 mg/L) -pH within 0.1 unit

## -12:18|DTW:153.64|pH: 7.41|SpCND: 579|TRB: 3|DO: 5.15|T: 30.42|ORP: 30

## Calculation Specific Fields

| | |
|---|---|
| Total Vol Purged L Only | 7.8 |
| Flow Rate L/min Only | 0.3 |
| Site ID, Well ID | Default Site, MW-05 |
| Reading Time | 12:18 |

| | |
|---|---|
| Minutes Elapsed between readings | 13 |
| Total Elapsed Minutes (during parameter readings) | 31 |
| Total Elapsed Minutes from Purge Start Time | 31 |

## Purge and Flow

| | |
|---|---|
| Flow Rate Units | mL/min |
| Flow Rate | 300 |
| Depth to Water | 153.64 |
| Theoretical Total Volume Purged | 9.3 |
| Total Volume Purged Units | L |
| Total Volume Purged | 7.8 |

## Parameters

| | |
|---|---|
| pH | 7.41 |
| pH 2 decimals | 7.41 |
| Specific Conductivity Units | µS/cm[c] |
| Specific Conductivity | 579 |
| spec cond sig figs | 579.000 |
| Turbidity (NTU) | 3 |
| Turbidity reading outside range of meter? | No |
| turbidity sig figs | 3.0 |
| Dissolved Oxygen (DO) (mg/L) | 5.15 |
| DO 2 decimals | 5.15 |
| Temperature (°C) | 30.42 |
| temp 2 decimals | 30.42 |
| Redox (ORP) (mV) | 30 |
| orp 2 decimals | 30.00 |
| parameters | -12:18\|DTW:153.64\|pH: 7.41\|SpCND: 579\|TRB: 3\|DO: 5.15\|T: 30.42\|ORP: 30 |
| Stabilization Calculation | pH: ; SpCND: ; TRB: ; DO: ; T: ; ORP: ; Time Elapsed: 31 min<br>All Parameters Stable -- Okay to sample |
| Color | Clear |
| Notable Odors | No Odor |

Well is considered stabilized and ready for sample collection when the following is met for three consecutive readings collected at 3 to 5 minute intervals: -turbidity remains within 10% (or if three consecutive values are <5NTU) -specific conductance and temp remain within 3% -ORP within + or - 10 mV -DO within 10% (or if three consecutive values are <0.5 mg/L) -pH within 0.1 unit

| | |
|---|---|
| Purge End Time (Before Sample Collection) | 12:18 |
| Theoretical Total Volume Purged | 9.3 |
| Total Purged | 9.3 |
| Well Volumes Purged | 0.07 |
| Did well go dry? | No |

## Well Dry

In order to view and enter sampling information below, you must measure DTW upon return and enter it in the field above.

## Sample Information

| | |
|---|---|
| Type of Equipment Used - Sample | Submersible Pump |

| | |
|---|---|
| Enter Inspection Data | No |

## Flow Measurements

## Flow Meter

| | |
|---|---|
| Type of Meter | Hach FH950 |

## Area Velocity

| | |
|---|---|
| Area Velocity Total Flow Per Minute qtot | 0 |
| Area Velocity Total Flow Rate qtot | 0 |

## Volumetric

| | |
|---|---|
| Average Total Flow Rate qtot | 0 |

## Visual Estimate

| | |
|---|---|
| Visual Estimate Total Flow Rate qtot | 0 |

## Mid-Section

| | |
|---|---|
| Mid-Section Total Flow Rate qtot | 0 |
| Mid-Section Total Flow Per Second qtot | 0 |
| Mid-Section Total Flow Per Minute qtot | 0 |
| Update Mid-Section Values | N/A |

## Close Out

| | |
|---|---|
| Scope of Work Status | In Progress |
| General Comments | Fe 0.02 Mn 1.3 sulfite 0.64-1.28 |

## Kinder Morgan, MW-06, 2024-05-15

| | |
|---|---|
| Project | Kinder Morgan_Silvercroft_E2E |
| Created | 2024-05-15 13:50:52 MST by Sascha Arnold |
| Updated | 2024-05-15 14:05:31 MST by Sascha Arnold |
| Location | 32.26025985, -111.01187326 |
| Status | In Progress |

Please refer to the relevant TGI documents contained in the "Reference Files" of this app for additional instruction.

## Index

| | |
|---|---|
| Was Duplicated | 0 |
| Planned Latitude | 32.2602598500 |
| Planned_Longitude | -111.0118732600 |
| Facility ID | 521 |
| Area ID | 1588 |
| Asset ID | 37709 |
| Work Order ID | 1298 |
| Work Order Activity Detail ID | 69734 |
| Well or SW Asset | Well |
| Asset Subtype | Monitoring |

## General Information

| | |
|---|---|
| Select Project | Kinder Morgan, Silvercroft, Default Site |
| Client | Kinder Morgan |
| Facility Name | Silvercroft |
| Project Number | 30198741 |
| Area Name | Default Site |
| Location | W Silverbell Tree Dr. / N Silver Island Way, Tucson, AZ |
| Date | 2024-05-15 |
| Field Personnel | Sascha Arnold |
| NOTES AND DIRECTIONS | Also collect ferrous iron and sulfite in the field immediately after sample collection utilizing a Hach® DR820 spectrometer and a Hach® SU-5 Sulfite Test Kit |

## Scope of Work

| | |
|---|---|
| Location Type | Planned |
| Select Asset | MW-06 |
| Asset Name | MW-06 |
| Scope of Work | Q2 2024 GW Sampling, 2024-05-13, Groundwater Monitoring |
| Length Units | Metric |
| Volume Units | Metric |
| Work to be Performed at Location | Groundwater Sampling and Water Level Measurement |

Work to be Performed at Location: Gauging Only - well is to be gauged for potentiometric surface and not sampled as part of scope of work Gauging and GW Sampling - Well is gauged and sampled in the same record. Surface Water Sampling - Location is a surface water monitoring location Well Inspection Only - well is not gauged or sampled, only inspected

## Location Info

| | |
|---|---|
| Coordinate Source | Planned |

## Weather Conditions

| | |
|---|---|
| Fetch Weather | N/A |
| Weather | Hot, 90s |

## Well Details

| | |
|---|---|
| Detail Correction Required | No |
| Top of Screen (ft bgs) | 130.00 |
| Bottom of Screen (ft bgs) | 170.00 |
| Casing Diameter (in) | 4.00 |
| Well Casing Material | PVC |
| Measuring Point (mp) Description | Top of Outer Casing |
| Constructed Total Depth (ft bgs) | 170.00 |
| Enter Gauging Data | Yes |

## Water Elevation Details

| | |
|---|---|
| Gauging Equipment | Interface Probe |
| Gauging Date | 2024-04-30 |
| Gauging Time | 13:51 |

## Well Head Gas Reading

| | |
|---|---|
| Select Screening Parameters | None |
| Is water present? | Yes |
| Static Water Level | 148.38 |
| DTW QC Check | N/A |
| Product Present | No |
| Total Depth Recorded | No |
| Reason Total Depth Not Recorded | Nm |
| TD QC Check | TD is >3 ft from constructed measurement. Check in with PM/TM |
| Water Column | 21.62 |
| Volume in Well | 175.28 |
| Sheen? | No |
| Odor? | No |
| Enter Evacuation Data | Yes |

## Evacuation Details

| | |
|---|---|
| Evacuation date | 2024-05-15 |
| Purge Method | Low Flow |

## No-Purge

| | |
|---|---|
| Type of No-Purge Equipment Used | |

## Retrieval Details

If anything has changed since deployment, please note these changes in the general comment section at the end of the form.

| | |
|---|---|
| Total Time Deployed (days) | Please enter all deployment and retrieval dates and times to calculate elapsed time. |

## Purge

| | |
|---|---|
| Type of Equipment Used - Purge | Submersible Pump |

| | |
|---|---|
| Purge Start Time | 13:52 |
| Enter Water Quality Parameters | Yes |

## Water Quality Parameters

| | |
|---|---|
| Water Quality Meter Make/Model | YSI 556 |
| Select the Parameters you want to measure below. | |
| Select Measured Parameters | pH, Specific Conductivity, Turbidity (NTU), Dissolved Oxygen (DO) (mg/L), Temperature (°C), Redox (ORP) (mV) |

## -13:52|DTW:148.38|pH: 7.47|SpCND: 542|TRB: 2.33|DO: 7.47|T: 26.22|ORP: 53

## Calculation Specific Fields

| | |
|---|---|
| Total Vol Purged L Only | 0 |
| Flow Rate L/min Only | 0.3 |
| Site ID, Well ID | Default Site, MW-06 |
| Reading Time | 13:52 |
| Minutes Elapsed between readings | 0 |
| Total Elapsed Minutes (during parameter readings) | 0 |
| Total Elapsed Minutes from Purge Start Time | 0 |

## Purge and Flow

| | |
|---|---|
| Flow Rate Units | mL/min |
| Flow Rate | 300 |
| Depth to Water | 148.38 |
| Theoretical Total Volume Purged | 0.0 |
| Total Volume Purged Units | L |
| Total Volume Purged | 0 |

## Parameters

| | |
|---|---|
| pH | 7.47 |
| pH 2 decimals | 7.47 |
| Specific Conductivity Units | µS/cm$^{c}$ |
| Specific Conductivity | 542 |
| spec cond sig figs | 542.000 |
| Turbidity (NTU) | 2.33 |
| Turbidity reading outside range of meter? | No |
| turbidity sig figs | 2.3 |
| Dissolved Oxygen (DO) (mg/L) | 7.47 |
| DO 2 decimals | 7.47 |
| Temperature (°C) | 26.22 |
| temp 2 decimals | 26.22 |
| Redox (ORP) (mV) | 53 |
| orp 2 decimals | 53.00 |
| parameters | -13:52\|DTW:148.38\|pH: 7.47\|SpCND: 542\|TRB: 2.33\|DO: 7.47\|T: 26.22\|ORP: 53 |
| Stabilization Calculation | 1/3 Measurement intervals before stability can be calculated |
| Color | Clear |

| | |
|---|---|
| Notable Odors | No Odor |

Well is considered stabilized and ready for sample collection when the following is met for three consecutive readings collected at 3 to 5 minute intervals: -turbidity remains within 10% (or if three consecutive values are <5NTU) -specific conductance and temp remain within 3% -ORP within + or - 10 mV -DO within 10% (or if three consecutive values are <0.5 mg/L) -pH within 0.1 unit

## -13:57|DTW:148.38|pH: 7.42|SpCND: 553|TRB: 2.42|DO: 7.84|T: 26.11|ORP: 50

### Calculation Specific Fields

| | |
|---|---|
| Total Vol Purged L Only | 1.5 |
| Flow Rate L/min Only | 0.3 |
| Site ID, Well ID | Default Site, MW-06 |
| Reading Time | 13:57 |
| Minutes Elapsed between readings | 5 |
| Total Elapsed Minutes (during parameter readings) | 5 |
| Total Elapsed Minutes from Purge Start Time | 5 |

### Purge and Flow

| | |
|---|---|
| Flow Rate Units | mL/min |
| Flow Rate | 300 |
| Depth to Water | 148.38 |
| Theoretical Total Volume Purged | 1.5 |
| Total Volume Purged Units | L |
| Total Volume Purged | 1.5 |

### Parameters

| | |
|---|---|
| pH | 7.42 |
| pH 2 decimals | 7.42 |
| Specific Conductivity Units | µS/cm$^{c}$ |
| Specific Conductivity | 553 |
| spec cond sig figs | 553.000 |
| Turbidity (NTU) | 2.42 |
| Turbidity reading outside range of meter? | No |
| turbidity sig figs | 2.4 |
| Dissolved Oxygen (DO) (mg/L) | 7.84 |
| DO 2 decimals | 7.84 |
| Temperature (°C) | 26.11 |
| temp 2 decimals | 26.11 |
| Redox (ORP) (mV) | 50 |
| orp 2 decimals | 50.00 |
| parameters | -13:57\|DTW:148.38\|pH: 7.42\|SpCND: 553\|TRB: 2.42\|DO: 7.84\|T: 26.11\|ORP: 50 |
| Stabilization Calculation | 2/3 Measurement intervals before stability can be calculated |
| Color | Clear |
| Notable Odors | No Odor |

Well is considered stabilized and ready for sample collection when the following is met for three consecutive readings collected at 3 to 5 minute intervals: -turbidity remains within 10% (or if three consecutive values are <5NTU) -specific conductance and temp remain within 3% -ORP within + or - 10 mV -DO within 10% (or if three consecutive values are <0.5 mg/L) -pH within 0.1 unit

## □-14:08|DTW:148.38|pH: 7.48|SpCND: 557|TRB: 2.34|DO: 7.34|T: 26.05|ORP: 47

### Calculation Specific Fields

| | |
|---|---|
| Total Vol Purged L Only | 5 |
| Flow Rate L/min Only | 0.3 |
| Site ID, Well ID | Default Site, MW-06 |
| Reading Time | 14:08 |
| Minutes Elapsed between readings | 11 |
| Total Elapsed Minutes (during parameter readings) | 16 |
| Total Elapsed Minutes from Purge Start Time | 16 |

### Purge and Flow

| | |
|---|---|
| Flow Rate Units | mL/min |
| Flow Rate | 300 |
| Depth to Water | 148.38 |
| Theoretical Total Volume Purged | 4.8 |
| Total Volume Purged Units | L |
| Total Volume Purged | 5 |

### Parameters

| | |
|---|---|
| pH | 7.48 |
| pH 2 decimals | 7.48 |
| Specific Conductivity Units | µS/cm$^{c}$ |
| Specific Conductivity | 557 |
| spec cond sig figs | 557.000 |
| Turbidity (NTU) | 2.34 |
| Turbidity reading outside range of meter? | No |
| turbidity sig figs | 2.3 |
| Dissolved Oxygen (DO) (mg/L) | 7.34 |
| DO 2 decimals | 7.34 |
| Temperature (°C) | 26.05 |
| temp 2 decimals | 26.05 |
| Redox (ORP) (mV) | 47 |
| orp 2 decimals | 47.00 |
| parameters | □-14:08\|DTW:148.38\|pH: 7.48\|SpCND: 557\|TRB: 2.34\|DO: 7.34\|T: 26.05\|ORP: 47 |
| Stabilization Calculation | pH: □; SpCND: □; TRB: □; DO: □; T: □; ORP: □; Time Elapsed: 16 min<br>All Parameters Stable -- Okay to sample |
| Color | Clear |
| Notable Odors | No Odor |

Well is considered stabilized and ready for sample collection when the following is met for three consecutive readings collected at 3 to 5 minute intervals: -turbidity remains within 10% (or if three consecutive values are <5NTU) -specific conductance and temp remain within 3% -ORP within + or - 10 mV -DO within 10% (or if three consecutive values are <0.5 mg/L) -pH within 0.1 unit

| | |
|---|---|
| Purge End Time (Before Sample Collection) | 14:08 |
| Theoretical Total Volume Purged | 4.8 |
| Total Purged | 5 |
| Well Volumes Purged | 0.03 |

| | |
|---|---|
| Did well go dry? | No |

## Well Dry

In order to view and enter sampling information below, you must measure DTW upon return and enter it in the field above.

## Sample Information

| | |
|---|---|
| Type of Equipment Used - Sample | Submersible Pump |
| Enter Inspection Data | No |

## Flow Measurements

## Flow Meter

| | |
|---|---|
| Type of Meter | Hach FH950 |

## Area Velocity

| | |
|---|---|
| Area Velocity Total Flow Per Minute qtot | 0 |
| Area Velocity Total Flow Rate qtot | 0 |

## Volumetric

| | |
|---|---|
| Average Total Flow Rate qtot | 0 |

## Visual Estimate

| | |
|---|---|
| Visual Estimate Total Flow Rate qtot | 0 |

## Mid-Section

| | |
|---|---|
| Mid-Section Total Flow Rate qtot | 0 |
| Mid-Section Total Flow Per Second qtot | 0 |
| Mid-Section Total Flow Per Minute qtot | 0 |
| Update Mid-Section Values | N/A |

## Close Out

| | |
|---|---|
| Scope of Work Status | In Progress |
| General Comments | Fe 0.03 Mn 1.3 sulfite 0.64-1.28 |

## Kinder Morgan, MW-13, 2024-05-14

| | |
|---|---|
| Project | Kinder Morgan_Silvercroft_E2E |
| Created | 2024-05-14 07:42:18 MST by Sascha Arnold |
| Updated | 2024-05-14 09:52:20 MST by Sascha Arnold |
| Location | 32.26044719, -111.01122632 |
| Status | In Progress |

Please refer to the relevant TGI documents contained in the "Reference Files" of this app for additional instruction.

## Index

| | |
|---|---|
| Was Duplicated | 0 |
| Planned Latitude | 32.2604471900 |
| Planned_Longitude | -111.0112263200 |
| Facility ID | 521 |
| Area ID | 1588 |
| Asset ID | 37716 |
| Work Order ID | 1298 |
| Work Order Activity Detail ID | 69735 |
| Well or SW Asset | Well |
| Asset Subtype | Monitoring |

## General Information

| | |
|---|---|
| Select Project | Kinder Morgan, Silvercroft, Default Site |
| Client | Kinder Morgan |
| Facility Name | Silvercroft |
| Project Number | 30198741 |
| Area Name | Default Site |
| Location | W Silverbell Tree Dr. / N Silver Island Way, Tucson, AZ |
| Date | 2024-05-14 |
| Field Personnel | Sascha Arnold |
| NOTES AND DIRECTIONS | Also collect ferrous iron and sulfite in the field immediately after sample collection utilizing a Hach® DR820 spectrometer and a Hach® SU-5 Sulfite Test Kit |

## Scope of Work

| | |
|---|---|
| Location Type | Planned |
| Select Asset | MW-13 |
| Asset Name | MW-13 |
| Scope of Work | Q2 2024 GW Sampling, 2024-05-13, Groundwater Monitoring |
| Length Units | Metric |
| Volume Units | Metric |
| Work to be Performed at Location | Groundwater Sampling and Water Level Measurement |

Work to be Performed at Location: Gauging Only - well is to be gauged for potentiometric surface and not sampled as part of scope of work Gauging and GW Sampling - Well is gauged and sampled in the same record. Surface Water Sampling - Location is a surface water monitoring location Well Inspection Only - well is not gauged or sampled, only inspected

## Location Info

| | |
|---|---|
| Coordinate Source | Planned |

## Weather Conditions

| | |
|---|---|
| Fetch Weather | N/A |
| Weather | Hot |

## Well Details

| | |
|---|---|
| Detail Correction Required | No |
| Top of Screen (ft bgs) | 130.00 |
| Bottom of Screen (ft bgs) | 170.00 |
| Casing Diameter (in) | 4.00 |
| Well Casing Material | PVC |
| Measuring Point (mp) Description | Top of Outer Casing |
| Constructed Total Depth (ft bgs) | 170.00 |
| Enter Gauging Data | Yes |

## Water Elevation Details

| | |
|---|---|
| Gauging Equipment | Interface Probe |
| Gauging Date | 2024-04-30 |
| Gauging Time | 08:36 |

## Well Head Gas Reading

| | |
|---|---|
| Select Screening Parameters | None |
| Is water present? | Yes |
| Static Water Level | 149.34 |
| DTW QC Check | N/A |
| Product Present | No |
| Total Depth Recorded | No |
| Reason Total Depth Not Recorded | Nm |
| TD QC Check | TD is >3 ft from constructed measurement. Check in with PM/TM |
| Water Column | 20.66 |
| Volume in Well | 167.5 |
| Sheen? | No |
| Odor? | No |
| Enter Evacuation Data | Yes |

## Evacuation Details

| | |
|---|---|
| Evacuation date | 2024-05-14 |
| Purge Method | Low Flow |

## No-Purge

| | |
|---|---|
| Type of No-Purge Equipment Used | |

## Retrieval Details

If anything has changed since deployment, please note these changes in the general comment section at the end of the form.

| | |
|---|---|
| Total Time Deployed (days) | Please enter all deployment and retrieval dates and times to calculate elapsed time. |

## Purge

| | |
|---|---|
| Type of Equipment Used - Purge | Submersible Pump |

| | |
|---|---|
| Purge Start Time | 08:39 |
| Enter Water Quality Parameters | Yes |

## Water Quality Parameters

| | |
|---|---|
| Water Quality Meter Make/Model | YSI 556 |
| Select the Parameters you want to measure below. | |
| Select Measured Parameters | pH, Specific Conductivity, Turbidity (NTU), Dissolved Oxygen (DO) (mg/L), Temperature (°C), Redox (ORP) (mV) |

## -08:39|DTW:149.35|pH: 7.46|SpCND: 493|TRB: 2.55|DO: 8.7|T: 26.9|ORP: 68.5

## Calculation Specific Fields

| | |
|---|---|
| Total Vol Purged L Only | 0 |
| Flow Rate L/min Only | 0.3 |
| Site ID, Well ID | Default Site, MW-13 |
| Reading Time | 08:39 |
| Minutes Elapsed between readings | 0 |
| Total Elapsed Minutes (during parameter readings) | 0 |
| Total Elapsed Minutes from Purge Start Time | 0 |

## Purge and Flow

| | |
|---|---|
| Flow Rate Units | mL/min |
| Flow Rate | 300 |
| Depth to Water | 149.35 |
| Theoretical Total Volume Purged | 0.0 |
| Total Volume Purged Units | mL |
| Total Volume Purged | 0 |

## Parameters

| | |
|---|---|
| pH | 7.46 |
| pH 2 decimals | 7.46 |
| Specific Conductivity Units | µS/cm$^{c}$ |
| Specific Conductivity | 493 |
| spec cond sig figs | 493.000 |
| Turbidity (NTU) | 2.55 |
| Turbidity reading outside range of meter? | No |
| turbidity sig figs | 2.5 |
| Dissolved Oxygen (DO) (mg/L) | 8.7 |
| DO 2 decimals | 8.70 |
| Temperature (°C) | 26.9 |
| temp 2 decimals | 26.90 |
| Redox (ORP) (mV) | 68.5 |
| orp 2 decimals | 68.50 |
| parameters | -08:39\|DTW:149.35\|pH: 7.46\|SpCND: 493\|TRB: 2.55\|DO: 8.7\|T: 26.9\|ORP: 68.5 |
| Stabilization Calculation | 1/3 Measurement intervals before stability can be calculated |
| Color | Clear |

| | |
|---|---|
| Notable Odors | No Odor |

Well is considered stabilized and ready for sample collection when the following is met for three consecutive readings collected at 3 to 5 minute intervals: -turbidity remains within 10% (or if three consecutive values are <5NTU) -specific conductance and temp remain within 3% -ORP within + or - 10 mV -DO within 10% (or if three consecutive values are <0.5 mg/L) -pH within 0.1 unit

## -08:46|DTW:149.34|pH: 7.46|SpCND: 495|TRB: 2.67|DO: 8.44|T: 26.23|ORP: 65

### Calculation Specific Fields

| | |
|---|---|
| Total Vol Purged L Only | 0.00055 |
| Flow Rate L/min Only | 0.3 |
| Site ID, Well ID | Default Site, MW-13 |
| Reading Time | 08:46 |
| Minutes Elapsed between readings | 7 |
| Total Elapsed Minutes (during parameter readings) | 7 |
| Total Elapsed Minutes from Purge Start Time | 7 |

### Purge and Flow

| | |
|---|---|
| Flow Rate Units | mL/min |
| Flow Rate | 300 |
| Depth to Water | 149.34 |
| Theoretical Total Volume Purged | 0.55 |
| Total Volume Purged Units | mL |
| Total Volume Purged | 0.55 |

### Parameters

| | |
|---|---|
| pH | 7.46 |
| pH 2 decimals | 7.46 |
| Specific Conductivity Units | µS/cm$^{c}$ |
| Specific Conductivity | 495 |
| spec cond sig figs | 495.000 |
| Turbidity (NTU) | 2.67 |
| Turbidity reading outside range of meter? | No |
| turbidity sig figs | 2.7 |
| Dissolved Oxygen (DO) (mg/L) | 8.44 |
| DO 2 decimals | 8.44 |
| Temperature (°C) | 26.23 |
| temp 2 decimals | 26.23 |
| Redox (ORP) (mV) | 65 |
| orp 2 decimals | 65.00 |
| parameters | -08:46\|DTW:149.34\|pH: 7.46\|SpCND: 495\|TRB: 2.67\|DO: 8.44\|T: 26.23\|ORP: 65 |
| Stabilization Calculation | 2/3 Measurement intervals before stability can be calculated |
| Color | Clear |
| Notable Odors | No Odor |

Well is considered stabilized and ready for sample collection when the following is met for three consecutive readings collected at 3 to 5 minute intervals: -turbidity remains within 10% (or if three consecutive values are <5NTU) -specific conductance and temp remain within 3% -ORP within + or - 10 mV -DO within 10% (or if three consecutive values are <0.5 mg/L) -pH within 0.1 unit

## -08:58|DTW:149.34|pH: 7.48|SpCND: 493|TRB: 2.39|DO: 8.66|T: 26.16|ORP: 66

### Calculation Specific Fields

| | |
|---|---|
| Total Vol Purged L Only | 0.0015 |
| Flow Rate L/min Only | 0.3 |
| Site ID, Well ID | Default Site, MW-13 |
| Reading Time | 08:58 |
| Minutes Elapsed between readings | 12 |
| Total Elapsed Minutes (during parameter readings) | 19 |
| Total Elapsed Minutes from Purge Start Time | 19 |

### Purge and Flow

| | |
|---|---|
| Flow Rate Units | mL/min |
| Flow Rate | 300 |
| Depth to Water | 149.34 |
| Theoretical Total Volume Purged | 1.5 |
| Total Volume Purged Units | mL |
| Total Volume Purged | 1.5 |

### Parameters

| | |
|---|---|
| pH | 7.48 |
| pH 2 decimals | 7.48 |
| Specific Conductivity Units | µS/cm$^{c}$ |
| Specific Conductivity | 493 |
| spec cond sig figs | 493.000 |
| Turbidity (NTU) | 2.39 |
| Turbidity reading outside range of meter? | No |
| turbidity sig figs | 2.4 |
| Dissolved Oxygen (DO) (mg/L) | 8.66 |
| DO 2 decimals | 8.66 |
| Temperature (°C) | 26.16 |
| temp 2 decimals | 26.16 |
| Redox (ORP) (mV) | 66 |
| orp 2 decimals | 66.00 |
| parameters | -08:58\|DTW:149.34\|pH: 7.48\|SpCND: 493\|TRB: 2.39\|DO: 8.66\|T: 26.16\|ORP: 66 |
| Stabilization Calculation | pH: ; SpCND: ; TRB: ; DO: ; T: ; ORP: ; Time Elapsed: 19 min<br>All Parameters Stable -- Okay to sample |
| Color | Clear |
| Notable Odors | No Odor |

Well is considered stabilized and ready for sample collection when the following is met for three consecutive readings collected at 3 to 5 minute intervals: -turbidity remains within 10% (or if three consecutive values are <5NTU) -specific conductance and temp remain within 3% -ORP within + or - 10 mV -DO within 10% (or if three consecutive values are <0.5 mg/L) -pH within 0.1 unit

| | |
|---|---|
| Purge End Time (Before Sample Collection) | 09:00 |
| Theoretical Total Volume Purged | 1.5 |
| Total Purged | 1.5 |
| Well Volumes Purged | 0.01 |

| | |
|---|---|
| Did well go dry? | No |

## Well Dry

In order to view and enter sampling information below, you must measure DTW upon return and enter it in the field above.

## Sample Information

| | |
|---|---|
| Type of Equipment Used - Sample | Submersible Pump |
| Enter Inspection Data | No |

## Flow Measurements

## Flow Meter

| | |
|---|---|
| Type of Meter | Hach FH950 |

## Area Velocity

| | |
|---|---|
| Area Velocity Total Flow Per Minute qtot | 0 |
| Area Velocity Total Flow Rate qtot | 0 |

## Volumetric

| | |
|---|---|
| Average Total Flow Rate qtot | 0 |

## Visual Estimate

| | |
|---|---|
| Visual Estimate Total Flow Rate qtot | 0 |

## Mid-Section

| | |
|---|---|
| Mid-Section Total Flow Rate qtot | 0 |
| Mid-Section Total Flow Per Second qtot | 0 |
| Mid-Section Total Flow Per Minute qtot | 0 |
| Update Mid-Section Values | N/A |

## Close Out

| | |
|---|---|
| Scope of Work Status | In Progress |
| General Comments | Fe 0.0 Mn 1.3 sulfite 0.64-1.28 |

## Kinder Morgan, MW-14, 2024-05-14

| | |
|---|---|
| Project | Kinder Morgan_Silvercroft_E2E |
| Created | 2024-05-14 09:35:25 MST by Sascha Arnold |
| Updated | 2024-05-14 09:50:23 MST by Sascha Arnold |
| Location | 32.26117259, -111.01131044 |
| Status | In Progress |

Please refer to the relevant TGI documents contained in the "Reference Files" of this app for additional instruction.

## Index

| | |
|---|---|
| Was Duplicated | 0 |
| Planned Latitude | 32.2611725900 |
| Planned_Longitude | -111.0113104400 |
| Facility ID | 521 |
| Area ID | 1588 |
| Asset ID | 37717 |
| Work Order ID | 1298 |
| Work Order Activity Detail ID | 69736 |
| Well or SW Asset | Well |
| Asset Subtype | Monitoring |

## General Information

| | |
|---|---|
| Select Project | Kinder Morgan, Silvercroft, Default Site |
| Client | Kinder Morgan |
| Facility Name | Silvercroft |
| Project Number | 30198741 |
| Area Name | Default Site |
| Location | W Silverbell Tree Dr. / N Silver Island Way, Tucson, AZ |
| Date | 2024-05-14 |
| Field Personnel | Sascha Arnold |
| NOTES AND DIRECTIONS | Also collect ferrous iron and sulfite in the field immediately after sample collection utilizing a Hach® DR820 spectrometer and a Hach® SU-5 Sulfite Test Kit |

## Scope of Work

| | |
|---|---|
| Location Type | Planned |
| Select Asset | MW-14 |
| Asset Name | MW-14 |
| Scope of Work | Q2 2024 GW Sampling, 2024-05-13, Groundwater Monitoring |
| Length Units | Metric |
| Volume Units | Metric |
| Work to be Performed at Location | Groundwater Sampling and Water Level Measurement |

Work to be Performed at Location: Gauging Only - well is to be gauged for potentiometric surface and not sampled as part of scope of work Gauging and GW Sampling - Well is gauged and sampled in the same record. Surface Water Sampling - Location is a surface water monitoring location Well Inspection Only - well is not gauged or sampled, only inspected

## Location Info

| | |
|---|---|
| Coordinate Source | Planned |

## Weather Conditions

| | |
|---|---|
| Fetch Weather | N/A |
| Weather | Hot, clear, 90s |

## Well Details

| | |
|---|---|
| Detail Correction Required | No |
| Top of Screen (ft bgs) | 130.00 |
| Bottom of Screen (ft bgs) | 170.00 |
| Casing Diameter (in) | 4.00 |
| Well Casing Material | PVC |
| Measuring Point (mp) Description | Top of Outer Casing |
| Constructed Total Depth (ft bgs) | 170.00 |
| Enter Gauging Data | Yes |

## Water Elevation Details

| | |
|---|---|
| Gauging Equipment | Interface Probe |
| Gauging Date | 2024-04-30 |
| Gauging Time | 09:36 |

## Well Head Gas Reading

| | |
|---|---|
| Select Screening Parameters | None |
| Is water present? | Yes |
| Static Water Level | 150.79 |
| DTW QC Check | N/A |
| Product Present | No |
| Total Depth Recorded | No |
| Reason Total Depth Not Recorded | Nm |
| TD QC Check | TD is >3 ft from constructed measurement. Check in with PM/TM |
| Water Column | 19.21 |
| Volume in Well | 155.74 |
| Sheen? | No |
| Odor? | No |
| Enter Evacuation Data | Yes |

## Evacuation Details

| | |
|---|---|
| Evacuation date | 2024-05-14 |
| Purge Method | Low Flow |

## No-Purge

| | |
|---|---|
| Type of No-Purge Equipment Used | |

## Retrieval Details

If anything has changed since deployment, please note these changes in the general comment section at the end of the form.

| | |
|---|---|
| Total Time Deployed (days) | Please enter all deployment and retrieval dates and times to calculate elapsed time. |

## Purge

| | |
|---|---|
| Type of Equipment Used - Purge | Submersible Pump |

| | |
|---|---|
| Purge Start Time | 09:36 |
| Enter Water Quality Parameters | Yes |

## Water Quality Parameters

| | |
|---|---|
| Water Quality Meter Make/Model | YSI 556 |
| Select the Parameters you want to measure below. | |
| Select Measured Parameters | pH, Specific Conductivity, Turbidity (NTU), Dissolved Oxygen (DO) (mg/L), Temperature (°C), Redox (ORP) (mV) |

## -09:36|DTW:150.79|pH: 7.4|SpCND: 539|TRB: 3.11|DO: 7.38|T: 27.61|ORP: 57

## Calculation Specific Fields

| | |
|---|---|
| Total Vol Purged L Only | 0 |
| Flow Rate L/min Only | 0.3 |
| Site ID, Well ID | Default Site, MW-14 |
| Reading Time | 09:36 |
| Minutes Elapsed between readings | 0 |
| Total Elapsed Minutes (during parameter readings) | 0 |
| Total Elapsed Minutes from Purge Start Time | 0 |

## Purge and Flow

| | |
|---|---|
| Flow Rate Units | mL/min |
| Flow Rate | 300 |
| Depth to Water | 150.79 |
| Theoretical Total Volume Purged | 0.0 |
| Total Volume Purged Units | mL |
| Total Volume Purged | 0 |

## Parameters

| | |
|---|---|
| pH | 7.4 |
| pH 2 decimals | 7.40 |
| Specific Conductivity Units | µS/cm$^{c}$ |
| Specific Conductivity | 539 |
| spec cond sig figs | 539.000 |
| Turbidity (NTU) | 3.11 |
| Turbidity reading outside range of meter? | No |
| turbidity sig figs | 3.1 |
| Dissolved Oxygen (DO) (mg/L) | 7.38 |
| DO 2 decimals | 7.38 |
| Temperature (°C) | 27.61 |
| temp 2 decimals | 27.61 |
| Redox (ORP) (mV) | 57 |
| orp 2 decimals | 57.00 |
| parameters | -09:36\|DTW:150.79\|pH: 7.4\|SpCND: 539\|TRB: 3.11\|DO: 7.38\|T: 27.61\|ORP: 57 |
| Stabilization Calculation | 1/3 Measurement intervals before stability can be calculated |
| Color | Clear |

| | |
|---|---|
| Notable Odors | No Odor |

Well is considered stabilized and ready for sample collection when the following is met for three consecutive readings collected at 3 to 5 minute intervals: -turbidity remains within 10% (or if three consecutive values are <5NTU) -specific conductance and temp remain within 3% -ORP within + or - 10 mV -DO within 10% (or if three consecutive values are <0.5 mg/L) -pH within 0.1 unit

## -09:41|DTW:150.79|pH: 7.42|SpCND: 535|TRB: 3.06|DO: 7.07|T: 28.01|ORP: 53

### Calculation Specific Fields

| | |
|---|---|
| Total Vol Purged L Only | 1.5 |
| Flow Rate L/min Only | 0.3 |
| Site ID, Well ID | Default Site, MW-14 |
| Reading Time | 09:41 |
| Minutes Elapsed between readings | 5 |
| Total Elapsed Minutes (during parameter readings) | 5 |
| Total Elapsed Minutes from Purge Start Time | 5 |

### Purge and Flow

| | |
|---|---|
| Flow Rate Units | mL/min |
| Flow Rate | 300 |
| Depth to Water | 150.79 |
| Theoretical Total Volume Purged | 1.5 |
| Total Volume Purged Units | L |
| Total Volume Purged | 1.5 |

### Parameters

| | |
|---|---|
| pH | 7.42 |
| pH 2 decimals | 7.42 |
| Specific Conductivity Units | µS/cm$^{c}$ |
| Specific Conductivity | 535 |
| spec cond sig figs | 535.000 |
| Turbidity (NTU) | 3.06 |
| Turbidity reading outside range of meter? | No |
| turbidity sig figs | 3.1 |
| Dissolved Oxygen (DO) (mg/L) | 7.07 |
| DO 2 decimals | 7.07 |
| Temperature (°C) | 28.01 |
| temp 2 decimals | 28.01 |
| Redox (ORP) (mV) | 53 |
| orp 2 decimals | 53.00 |
| parameters | -09:41\|DTW:150.79\|pH: 7.42\|SpCND: 535\|TRB: 3.06\|DO: 7.07\|T: 28.01\|ORP: 53 |
| Stabilization Calculation | 2/3 Measurement intervals before stability can be calculated |
| Color | Clear |
| Notable Odors | No Odor |

Well is considered stabilized and ready for sample collection when the following is met for three consecutive readings collected at 3 to 5 minute intervals: -turbidity remains within 10% (or if three consecutive values are <5NTU) -specific conductance and temp remain within 3% -ORP within + or - 10 mV -DO within 10% (or if three consecutive values are <0.5 mg/L) -pH within 0.1 unit

## □-09:46|DTW:150.79|pH: 7.42|SpCND: 535|TRB: 3.22|DO: 7.05|T: 28.19|ORP: 52

### Calculation Specific Fields

| | |
|---|---|
| Total Vol Purged L Only | 3 |
| Flow Rate L/min Only | 0.3 |
| Site ID, Well ID | Default Site, MW-14 |
| Reading Time | 09:46 |
| Minutes Elapsed between readings | 5 |
| Total Elapsed Minutes (during parameter readings) | 10 |
| Total Elapsed Minutes from Purge Start Time | 10 |

### Purge and Flow

| | |
|---|---|
| Flow Rate Units | mL/min |
| Flow Rate | 300 |
| Depth to Water | 150.79 |
| Theoretical Total Volume Purged | 3.0 |
| Total Volume Purged Units | L |
| Total Volume Purged | 3 |

### Parameters

| | |
|---|---|
| pH | 7.42 |
| pH 2 decimals | 7.42 |
| Specific Conductivity Units | µS/cm$^{c}$ |
| Specific Conductivity | 535 |
| spec cond sig figs | 535.000 |
| Turbidity (NTU) | 3.22 |
| Turbidity reading outside range of meter? | No |
| turbidity sig figs | 3.2 |
| Dissolved Oxygen (DO) (mg/L) | 7.05 |
| DO 2 decimals | 7.05 |
| Temperature (°C) | 28.19 |
| temp 2 decimals | 28.19 |
| Redox (ORP) (mV) | 52 |
| orp 2 decimals | 52.00 |
| parameters | □-09:46\|DTW:150.79\|pH: 7.42\|SpCND: 535\|TRB: 3.22\|DO: 7.05\|T: 28.19\|ORP: 52 |
| Stabilization Calculation | pH: □; SpCND: □; TRB: □; DO: □; T: □; ORP: □; Time Elapsed: 10 min<br>All Parameters Stable -- Okay to sample |
| Color | Clear |
| Notable Odors | No Odor |

Well is considered stabilized and ready for sample collection when the following is met for three consecutive readings collected at 3 to 5 minute intervals: -turbidity remains within 10% (or if three consecutive values are <5NTU) -specific conductance and temp remain within 3% -ORP within + or - 10 mV -DO within 10% (or if three consecutive values are <0.5 mg/L) -pH within 0.1 unit

| | |
|---|---|
| Purge End Time (Before Sample Collection) | 09:48 |
| Theoretical Total Volume Purged | 3 |
| Total Purged | 3 |
| Well Volumes Purged | 0.02 |

| | |
|---|---|
| Did well go dry? | No |

## Well Dry

In order to view and enter sampling information below, you must measure DTW upon return and enter it in the field above.

## Sample Information

| | |
|---|---|
| Type of Equipment Used - Sample | Submersible Pump |
| Enter Inspection Data | No |

## Flow Measurements

## Flow Meter

| | |
|---|---|
| Type of Meter | Hach FH950 |

## Area Velocity

| | |
|---|---|
| Area Velocity Total Flow Per Minute qtot | 0 |
| Area Velocity Total Flow Rate qtot | 0 |

## Volumetric

| | |
|---|---|
| Average Total Flow Rate qtot | 0 |

## Visual Estimate

| | |
|---|---|
| Visual Estimate Total Flow Rate qtot | 0 |

## Mid-Section

| | |
|---|---|
| Mid-Section Total Flow Rate qtot | 0 |
| Mid-Section Total Flow Per Second qtot | 0 |
| Mid-Section Total Flow Per Minute qtot | 0 |
| Update Mid-Section Values | N/A |

## Close Out

| | |
|---|---|
| Scope of Work Status | In Progress |
| General Comments | Fe 0.04 Mn 1.3 sulfite 0.64-1.28 |

## Kinder Morgan, MW-16, 2024-05-16

| | |
|---|---|
| Project | Kinder Morgan_Silvercroft_E2E |
| Created | 2024-05-16 10:51:08 MST by Sascha Arnold |
| Updated | 2024-05-16 11:19:25 MST by Sascha Arnold |
| Location | 32.26095392, -111.0118392 |
| Status | In Progress |

Please refer to the relevant TGI documents contained in the "Reference Files" of this app for additional instruction.

## Index

| | |
|---|---|
| Was Duplicated | 0 |
| Planned Latitude | 32.2609539200 |
| Planned_Longitude | -111.0118392000 |
| Facility ID | 521 |
| Area ID | 1588 |
| Asset ID | 37719 |
| Work Order ID | 1298 |
| Work Order Activity Detail ID | 69737 |
| Well or SW Asset | Well |
| Asset Subtype | Monitoring |

## General Information

| | |
|---|---|
| Select Project | Kinder Morgan, Silvercroft, Default Site |
| Client | Kinder Morgan |
| Facility Name | Silvercroft |
| Project Number | 30198741 |
| Area Name | Default Site |
| Location | W Silverbell Tree Dr. / N Silver Island Way, Tucson, AZ |
| Date | 2024-05-16 |
| Field Personnel | Sascha Arnold |
| NOTES AND DIRECTIONS | Also collect ferrous iron and sulfite in the field immediately after sample collection utilizing a Hach® DR820 spectrometer and a Hach® SU-5 Sulfite Test Kit |

## Scope of Work

| | |
|---|---|
| Location Type | Planned |
| Select Asset | MW-16 |
| Asset Name | MW-16 |
| Scope of Work | Q2 2024 GW Sampling, 2024-05-13, Groundwater Monitoring |
| Length Units | Metric |
| Volume Units | Metric |
| Work to be Performed at Location | Groundwater Sampling and Water Level Measurement |

Work to be Performed at Location: Gauging Only - well is to be gauged for potentiometric surface and not sampled as part of scope of work Gauging and GW Sampling - Well is gauged and sampled in the same record. Surface Water Sampling - Location is a surface water monitoring location Well Inspection Only - well is not gauged or sampled, only inspected

## Location Info

| | |
|---|---|
| Coordinate Source | Planned |

## Weather Conditions

| | |
|---|---|
| Fetch Weather | N/A |
| Weather | Hot |

## Well Details

| | |
|---|---|
| Detail Correction Required | No |
| Top of Screen (ft bgs) | 130.00 |
| Bottom of Screen (ft bgs) | 170.00 |
| Casing Diameter (in) | 4.00 |
| Well Casing Material | PVC |
| Measuring Point (mp) Description | Top of Outer Casing |
| Constructed Total Depth (ft bgs) | 170.00 |
| Enter Gauging Data | Yes |

## Water Elevation Details

| | |
|---|---|
| Gauging Equipment | Interface Probe |
| Gauging Date | 2024-04-30 |
| Gauging Time | 10:52 |

## Well Head Gas Reading

| | |
|---|---|
| Select Screening Parameters | None |
| Is water present? | Yes |
| Static Water Level | 150.64 |
| DTW QC Check | N/A |
| Product Present | No |
| Total Depth Recorded | No |
| Reason Total Depth Not Recorded | Nm |
| TD QC Check | TD is >3 ft from constructed measurement. Check in with PM/TM |
| Water Column | 19.36 |
| Volume in Well | 156.96 |
| Sheen? | No |
| Odor? | No |
| Enter Evacuation Data | Yes |

## Evacuation Details

| | |
|---|---|
| Evacuation date | 2024-05-16 |
| Purge Method | Low Flow |

## No-Purge

| | |
|---|---|
| Type of No-Purge Equipment Used | |

## Retrieval Details

If anything has changed since deployment, please note these changes in the general comment section at the end of the form.

| | |
|---|---|
| Total Time Deployed (days) | Please enter all deployment and retrieval dates and times to calculate elapsed time. |

## Purge

| | |
|---|---|
| Type of Equipment Used - Purge | Submersible Pump |

| | |
|---|---|
| Purge Start Time | 10:53 |
| Enter Water Quality Parameters | Yes |

## Water Quality Parameters

| | |
|---|---|
| Water Quality Meter Make/Model | YSI 556 |
| Select the Parameters you want to measure below. | |
| Select Measured Parameters | pH, Specific Conductivity, Turbidity (NTU), Dissolved Oxygen (DO) (mg/L), Temperature (°C), Redox (ORP) (mV) |

## -10:53|DTW:150.64|pH: 6.87|SpCND: 935|TRB: 2.88|DO: 5.12|T: 29.44|ORP: 63

## Calculation Specific Fields

| | |
|---|---|
| Total Vol Purged L Only | 0 |
| Flow Rate L/min Only | 0.3 |
| Site ID, Well ID | Default Site, MW-16 |
| Reading Time | 10:53 |
| Minutes Elapsed between readings | 0 |
| Total Elapsed Minutes (during parameter readings) | 0 |
| Total Elapsed Minutes from Purge Start Time | 0 |

## Purge and Flow

| | |
|---|---|
| Flow Rate Units | mL/min |
| Flow Rate | 300 |
| Depth to Water | 150.64 |
| Theoretical Total Volume Purged | 0.0 |
| Total Volume Purged Units | L |
| Total Volume Purged | 0 |

## Parameters

| | |
|---|---|
| pH | 6.87 |
| pH 2 decimals | 6.87 |
| Specific Conductivity Units | µS/cm$^{c}$ |
| Specific Conductivity | 935 |
| spec cond sig figs | 935.000 |
| Turbidity (NTU) | 2.88 |
| Turbidity reading outside range of meter? | No |
| turbidity sig figs | 2.9 |
| Dissolved Oxygen (DO) (mg/L) | 5.12 |
| DO 2 decimals | 5.12 |
| Temperature (°C) | 29.44 |
| temp 2 decimals | 29.44 |
| Redox (ORP) (mV) | 63 |
| orp 2 decimals | 63.00 |
| parameters | -10:53\|DTW:150.64\|pH: 6.87\|SpCND: 935\|TRB: 2.88\|DO: 5.12\|T: 29.44\|ORP: 63 |
| Stabilization Calculation | 1/3 Measurement intervals before stability can be calculated |
| Color | Clear |

| | |
|---|---|
| Notable Odors | No Odor |

Well is considered stabilized and ready for sample collection when the following is met for three consecutive readings collected at 3 to 5 minute intervals: -turbidity remains within 10% (or if three consecutive values are <5NTU) -specific conductance and temp remain within 3% -ORP within + or - 10 mV -DO within 10% (or if three consecutive values are <0.5 mg/L) -pH within 0.1 unit

## -10:57|DTW:150.64|pH: 6.82|SpCND: 952|TRB: 2.93|DO: 3.98|T: 26.89|ORP: 64

### Calculation Specific Fields

| | |
|---|---|
| Total Vol Purged L Only | 1.2 |
| Flow Rate L/min Only | 0.3 |
| Site ID, Well ID | Default Site, MW-16 |
| Reading Time | 10:57 |
| Minutes Elapsed between readings | 4 |
| Total Elapsed Minutes (during parameter readings) | 4 |
| Total Elapsed Minutes from Purge Start Time | 4 |

### Purge and Flow

| | |
|---|---|
| Flow Rate Units | mL/min |
| Flow Rate | 300 |
| Depth to Water | 150.64 |
| Theoretical Total Volume Purged | 1.2 |
| Total Volume Purged Units | L |
| Total Volume Purged | 1.2 |

### Parameters

| | |
|---|---|
| pH | 6.82 |
| pH 2 decimals | 6.82 |
| Specific Conductivity Units | µS/cm$^{c}$ |
| Specific Conductivity | 952 |
| spec cond sig figs | 952.000 |
| Turbidity (NTU) | 2.93 |
| Turbidity reading outside range of meter? | No |
| turbidity sig figs | 2.9 |
| Dissolved Oxygen (DO) (mg/L) | 3.98 |
| DO 2 decimals | 3.98 |
| Temperature (°C) | 26.89 |
| temp 2 decimals | 26.89 |
| Redox (ORP) (mV) | 64 |
| orp 2 decimals | 64.00 |
| parameters | -10:57\|DTW:150.64\|pH: 6.82\|SpCND: 952\|TRB: 2.93\|DO: 3.98\|T: 26.89\|ORP: 64 |
| Stabilization Calculation | 2/3 Measurement intervals before stability can be calculated |
| Color | Clear |
| Notable Odors | No Odor |

Well is considered stabilized and ready for sample collection when the following is met for three consecutive readings collected at 3 to 5 minute intervals: -turbidity remains within 10% (or if three consecutive values are <5NTU) -specific conductance and temp remain within 3% -ORP within + or - 10 mV -DO within 10% (or if three consecutive values are <0.5 mg/L) -pH within 0.1 unit

## □-11:04|DTW:150.64|pH: 6.82|SpCND: 953|TRB: 2.95|DO: 3.52|T: 27.3|ORP: 63

### Calculation Specific Fields

| | |
|---|---|
| Total Vol Purged L Only | 3.3 |
| Flow Rate L/min Only | 0.3 |
| Site ID, Well ID | Default Site, MW-16 |
| Reading Time | 11:04 |
| Minutes Elapsed between readings | 7 |
| Total Elapsed Minutes (during parameter readings) | 11 |
| Total Elapsed Minutes from Purge Start Time | 11 |

### Purge and Flow

| | |
|---|---|
| Flow Rate Units | mL/min |
| Flow Rate | 300 |
| Depth to Water | 150.64 |
| Theoretical Total Volume Purged | 3.3 |
| Total Volume Purged Units | L |
| Total Volume Purged | 3.3 |

### Parameters

| | |
|---|---|
| pH | 6.82 |
| pH 2 decimals | 6.82 |
| Specific Conductivity Units | µS/cm[c] |
| Specific Conductivity | 953 |
| spec cond sig figs | 953.000 |
| Turbidity (NTU) | 2.95 |
| Turbidity reading outside range of meter? | No |
| turbidity sig figs | 3.0 |
| Dissolved Oxygen (DO) (mg/L) | 3.52 |
| DO 2 decimals | 3.52 |
| Temperature (°C) | 27.3 |
| temp 2 decimals | 27.30 |
| Redox (ORP) (mV) | 63 |
| orp 2 decimals | 63.00 |
| parameters | □-11:04\|DTW:150.64\|pH: 6.82\|SpCND: 953\|TRB: 2.95\|DO: 3.52\|T: 27.3\|ORP: 63 |
| Stabilization Calculation | pH: □; SpCND: □; TRB: □; DO: □; T: □; ORP: □; Time Elapsed: 11 min<br>Parameters unstable -- Do not sample |
| Color | Clear |
| Notable Odors | No Odor |

Well is considered stabilized and ready for sample collection when the following is met for three consecutive readings collected at 3 to 5 minute intervals: -turbidity remains within 10% (or if three consecutive values are <5NTU) -specific conductance and temp remain within 3% -ORP within + or - 10 mV -DO within 10% (or if three consecutive values are <0.5 mg/L) -pH within 0.1 unit

## □-11:12|DTW:150.64|pH: 6.83|SpCND: 961|TRB: 2.78|DO: 3.44|T: 27.3|ORP: 64

### Calculation Specific Fields

| | |
|---|---|
| Total Vol Purged L Only | 5.7 |

| | |
|---|---|
| Flow Rate L/min Only | 0.3 |
| Site ID, Well ID | Default Site, MW-16 |
| Reading Time | 11:12 |
| Minutes Elapsed between readings | 8 |
| Total Elapsed Minutes (during parameter readings) | 19 |
| Total Elapsed Minutes from Purge Start Time | 19 |

## Purge and Flow

| | |
|---|---|
| Flow Rate Units | mL/min |
| Flow Rate | 300 |
| Depth to Water | 150.64 |
| Theoretical Total Volume Purged | 5.7 |
| Total Volume Purged Units | L |
| Total Volume Purged | 5.7 |

## Parameters

| | |
|---|---|
| pH | 6.83 |
| pH 2 decimals | 6.83 |
| Specific Conductivity Units | µS/cm[c] |
| Specific Conductivity | 961 |
| spec cond sig figs | 961.000 |
| Turbidity (NTU) | 2.78 |
| Turbidity reading outside range of meter? | No |
| turbidity sig figs | 2.8 |
| Dissolved Oxygen (DO) (mg/L) | 3.44 |
| DO 2 decimals | 3.44 |
| Temperature (°C) | 27.3 |
| temp 2 decimals | 27.30 |
| Redox (ORP) (mV) | 64 |
| orp 2 decimals | 64.00 |
| parameters | -11:12\|DTW:150.64\|pH: 6.83\|SpCND: 961\|TRB: 2.78\|DO: 3.44\|T: 27.3\|ORP: 64 |
| Stabilization Calculation | pH: ; SpCND: ; TRB: ; DO: ; T: ; ORP: ; Time Elapsed: 19 min<br>Parameters unstable -- Do not sample |
| Color | Clear |
| Notable Odors | No Odor |

Well is considered stabilized and ready for sample collection when the following is met for three consecutive readings collected at 3 to 5 minute intervals: -turbidity remains within 10% (or if three consecutive values are <5NTU) -specific conductance and temp remain within 3% -ORP within + or - 10 mV -DO within 10% (or if three consecutive values are <0.5 mg/L) -pH within 0.1 unit

## -11:17|DTW:150.64|pH: 6.82|SpCND: 968|TRB: 2.85|DO: 3.23|T: 27.8|ORP: 66

## Calculation Specific Fields

| | |
|---|---|
| Total Vol Purged L Only | 7.2 |
| Flow Rate L/min Only | 0.3 |
| Site ID, Well ID | Default Site, MW-16 |
| Reading Time | 11:17 |

| | |
|---|---|
| Minutes Elapsed between readings | 5 |
| Total Elapsed Minutes (during parameter readings) | 24 |
| Total Elapsed Minutes from Purge Start Time | 24 |

## Purge and Flow

| | |
|---|---|
| Flow Rate Units | mL/min |
| Flow Rate | 300 |
| Depth to Water | 150.64 |
| Theoretical Total Volume Purged | 7.2 |
| Total Volume Purged Units | L |
| Total Volume Purged | 7.2 |

## Parameters

| | |
|---|---|
| pH | 6.82 |
| pH 2 decimals | 6.82 |
| Specific Conductivity Units | µS/cm[c] |
| Specific Conductivity | 968 |
| spec cond sig figs | 968.000 |
| Turbidity (NTU) | 2.85 |
| Turbidity reading outside range of meter? | No |
| turbidity sig figs | 2.9 |
| Dissolved Oxygen (DO) (mg/L) | 3.23 |
| DO 2 decimals | 3.23 |
| Temperature (°C) | 27.8 |
| temp 2 decimals | 27.80 |
| Redox (ORP) (mV) | 66 |
| orp 2 decimals | 66.00 |
| parameters | □-11:17\|DTW:150.64\|pH: 6.82\|SpCND: 968\|TRB: 2.85\|DO: 3.23\|T: 27.8\|ORP: 66 |
| Stabilization Calculation | pH: □; SpCND: □; TRB: □; DO: □; T: □; ORP: □; Time Elapsed: 24 min<br>All Parameters Stable -- Okay to sample |
| Color | Clear |
| Notable Odors | No Odor |

Well is considered stabilized and ready for sample collection when the following is met for three consecutive readings collected at 3 to 5 minute intervals: -turbidity remains within 10% (or if three consecutive values are <5NTU) -specific conductance and temp remain within 3% -ORP within + or - 10 mV -DO within 10% (or if three consecutive values are <0.5 mg/L) -pH within 0.1 unit

| | |
|---|---|
| Purge End Time (Before Sample Collection) | 11:20 |
| Theoretical Total Volume Purged | 7.2 |
| Total Purged | 7.5 |
| Well Volumes Purged | 0.05 |
| Did well go dry? | No |

## Well Dry

In order to view and enter sampling information below, you must measure DTW upon return and enter it in the field above.

## Sample Information

| | |
|---|---|
| Type of Equipment Used - Sample | Submersible Pump |

| | |
|---|---|
| Enter Inspection Data | No |

## Flow Measurements

## Flow Meter

| | |
|---|---|
| Type of Meter | Hach FH950 |

## Area Velocity

| | |
|---|---|
| Area Velocity Total Flow Per Minute qtot | 0 |
| Area Velocity Total Flow Rate qtot | 0 |

## Volumetric

| | |
|---|---|
| Average Total Flow Rate qtot | 0 |

## Visual Estimate

| | |
|---|---|
| Visual Estimate Total Flow Rate qtot | 0 |

## Mid-Section

| | |
|---|---|
| Mid-Section Total Flow Rate qtot | 0 |
| Mid-Section Total Flow Per Second qtot | 0 |
| Mid-Section Total Flow Per Minute qtot | 0 |
| Update Mid-Section Values | N/A |

## Close Out

| | |
|---|---|
| Scope of Work Status | In Progress |
| General Comments | Fe 0.02 Mn 1.5 sulfite 0.64-1.28 |

## Kinder Morgan, MW-17, 2024-05-15

| | |
|---|---|
| Project | Kinder Morgan_Silvercroft_E2E |
| Created | 2024-05-15 11:39:01 MST by Sascha Arnold |
| Updated | 2024-05-15 12:13:32 MST by Sascha Arnold |
| Location | , |
| Status | In Progress |

Please refer to the relevant TGI documents contained in the "Reference Files" of this app for additional instruction.

## Index

| | |
|---|---|
| Was Duplicated | 0 |
| Facility ID | 521 |
| Area ID | 1588 |
| Asset ID | 37720 |
| Work Order ID | 1298 |
| Work Order Activity Detail ID | 69738 |
| Well or SW Asset | Well |
| Asset Subtype | Monitoring |

## General Information

| | |
|---|---|
| Select Project | Kinder Morgan, Silvercroft, Default Site |
| Client | Kinder Morgan |
| Facility Name | Silvercroft |
| Project Number | 30198741 |
| Area Name | Default Site |
| Location | W Silverbell Tree Dr. / N Silver Island Way, Tucson, AZ |
| Date | 2024-05-15 |
| Field Personnel | Sascha Arnold |
| NOTES AND DIRECTIONS | Also collect ferrous iron and sulfite in the field immediately after sample collection utilizing a Hach® DR820 spectrometer and a Hach® SU-5 Sulfite Test Kit |

## Scope of Work

| | |
|---|---|
| Location Type | Planned |
| Select Asset | MW-17 |
| Asset Name | MW-17 |
| Scope of Work | Q2 2024 GW Sampling, 2024-05-13, Groundwater Monitoring |
| Length Units | Metric |
| Volume Units | Metric |
| Work to be Performed at Location | Groundwater Sampling and Water Level Measurement |

Work to be Performed at Location: Gauging Only - well is to be gauged for potentiometric surface and not sampled as part of scope of work Gauging and GW Sampling - Well is gauged and sampled in the same record. Surface Water Sampling - Location is a surface water monitoring location Well Inspection Only - well is not gauged or sampled, only inspected

## Location Info

| | |
|---|---|
| Coordinate Source | Planned |

## Weather Conditions

| | |
|---|---|
| Fetch Weather | N/A |

| | |
|---|---|
| Weather | Hot, 90s |

## Well Details

| | |
|---|---|
| Detail Correction Required | No |
| Top of Screen (ft bgs) | 130.00 |
| Bottom of Screen (ft bgs) | 170.00 |
| Casing Diameter (in) | 4.00 |
| Well Casing Material | PVC |
| Measuring Point (mp) Description | Top of Outer Casing |
| Constructed Total Depth (ft bgs) | 170.00 |
| Enter Gauging Data | Yes |

## Water Elevation Details

| | |
|---|---|
| Gauging Equipment | Interface Probe |
| Gauging Date | 2024-04-30 |
| Gauging Time | 11:40 |

## Well Head Gas Reading

| | |
|---|---|
| Select Screening Parameters | None |
| Is water present? | Yes |
| Static Water Level | 146.21 |
| DTW QC Check | N/A |
| Product Present | No |
| Total Depth Recorded | No |
| Reason Total Depth Not Recorded | Nm |
| TD QC Check | TD is >3 ft from constructed measurement. Check in with PM/TM |
| Water Column | 23.79 |
| Volume in Well | 192.87 |
| Sheen? | No |
| Odor? | No |
| Enter Evacuation Data | Yes |

## Evacuation Details

| | |
|---|---|
| Evacuation date | 2024-05-15 |
| Purge Method | Low Flow |

## No-Purge

| | |
|---|---|
| Type of No-Purge Equipment Used | |

## Retrieval Details

If anything has changed since deployment, please note these changes in the general comment section at the end of the form.

| | |
|---|---|
| Total Time Deployed (days) | Please enter all deployment and retrieval dates and times to calculate elapsed time. |

## Purge

| | |
|---|---|
| Type of Equipment Used - Purge | Submersible Pump |
| Purge Start Time | 11:55 |
| Enter Water Quality Parameters | Yes |

## Water Quality Parameters

| | |
|---|---|
| Water Quality Meter Make/Model | YSI 556 |
| Select the Parameters you want to measure below. | |
| Select Measured Parameters | pH, Specific Conductivity, Turbidity (NTU), Dissolved Oxygen (DO) (mg/L), Temperature (°C), Redox (ORP) (mV) |

## -11:55|DTW:146.21|pH: 7.44|SpCND: 716|TRB: 2.88|DO: 5.44|T: 32.1|ORP: 61

## Calculation Specific Fields

| | |
|---|---|
| Total Vol Purged L Only | 0 |
| Flow Rate L/min Only | 0.3 |
| Site ID, Well ID | Default Site, MW-17 |
| Reading Time | 11:55 |
| Minutes Elapsed between readings | 0 |
| Total Elapsed Minutes (during parameter readings) | 0 |
| Total Elapsed Minutes from Purge Start Time | 0 |

## Purge and Flow

| | |
|---|---|
| Flow Rate Units | mL/min |
| Flow Rate | 300 |
| Depth to Water | 146.21 |
| Theoretical Total Volume Purged | 0.0 |
| Total Volume Purged Units | L |
| Total Volume Purged | 0 |

## Parameters

| | |
|---|---|
| pH | 7.44 |
| pH 2 decimals | 7.44 |
| Specific Conductivity Units | µS/cm$^{c}$ |
| Specific Conductivity | 716 |
| spec cond sig figs | 716.000 |
| Turbidity (NTU) | 2.88 |
| Turbidity reading outside range of meter? | No |
| turbidity sig figs | 2.9 |
| Dissolved Oxygen (DO) (mg/L) | 5.44 |
| DO 2 decimals | 5.44 |
| Temperature (°C) | 32.1 |
| temp 2 decimals | 32.10 |
| Redox (ORP) (mV) | 61 |
| orp 2 decimals | 61.00 |
| parameters | -11:55\|DTW:146.21\|pH: 7.44\|SpCND: 716\|TRB: 2.88\|DO: 5.44\|T: 32.1\|ORP: 61 |
| Stabilization Calculation | 1/3 Measurement intervals before stability can be calculated |
| Color | Clear |
| Notable Odors | No Odor |

Well is considered stabilized and ready for sample collection when the following is met for three consecutive readings collected at 3 to 5 minute intervals: -turbidity remains within 10% (or if three consecutive values are <5NTU) -specific conductance and temp remain within 3% -ORP within + or - 10 mV -DO within 10% (or if three consecutive values are <0.5 mg/L) -pH within 0.1 unit

## -12:01|DTW:146.21|pH: 7.31|SpCND: 684|TRB: 2.88|DO: 4.14|T: 30.34|ORP: 55

### Calculation Specific Fields

| | |
|---|---|
| Total Vol Purged L Only | 1.8 |
| Flow Rate L/min Only | 0.3 |
| Site ID, Well ID | Default Site, MW-17 |
| Reading Time | 12:01 |
| Minutes Elapsed between readings | 6 |
| Total Elapsed Minutes (during parameter readings) | 6 |
| Total Elapsed Minutes from Purge Start Time | 6 |

### Purge and Flow

| | |
|---|---|
| Flow Rate Units | mL/min |
| Flow Rate | 300 |
| Depth to Water | 146.21 |
| Theoretical Total Volume Purged | 1.8 |
| Total Volume Purged Units | L |
| Total Volume Purged | 1.8 |

### Parameters

| | |
|---|---|
| pH | 7.31 |
| pH 2 decimals | 7.31 |
| Specific Conductivity Units | µS/cm[c] |
| Specific Conductivity | 684 |
| spec cond sig figs | 684.000 |
| Turbidity (NTU) | 2.88 |
| Turbidity reading outside range of meter? | No |
| turbidity sig figs | 2.9 |
| Dissolved Oxygen (DO) (mg/L) | 4.14 |
| DO 2 decimals | 4.14 |
| Temperature (°C) | 30.34 |
| temp 2 decimals | 30.34 |
| Redox (ORP) (mV) | 55 |
| orp 2 decimals | 55.00 |
| parameters | -12:01\|DTW:146.21\|pH: 7.31\|SpCND: 684\|TRB: 2.88\|DO: 4.14\|T: 30.34\|ORP: 55 |
| Stabilization Calculation | 2/3 Measurement intervals before stability can be calculated |
| Color | Clear |
| Notable Odors | No Odor |

Well is considered stabilized and ready for sample collection when the following is met for three consecutive readings collected at 3 to 5 minute intervals: -turbidity remains within 10% (or if three consecutive values are <5NTU) -specific conductance and temp remain within 3% -ORP within + or - 10 mV -DO within 10% (or if three consecutive values are <0.5 mg/L) -pH within 0.1 unit

## -12:06|DTW:146.21|pH: 7.31|SpCND: 683|TRB: 2.92|DO: 3.78|T: 30.4|ORP: 54

## Calculation Specific Fields

| | |
|---|---|
| Total Vol Purged L Only | 3.3 |
| Flow Rate L/min Only | 0.3 |
| Site ID, Well ID | Default Site, MW-17 |
| Reading Time | 12:06 |
| Minutes Elapsed between readings | 5 |
| Total Elapsed Minutes (during parameter readings) | 11 |
| Total Elapsed Minutes from Purge Start Time | 11 |

## Purge and Flow

| | |
|---|---|
| Flow Rate Units | mL/min |
| Flow Rate | 300 |
| Depth to Water | 146.21 |
| Theoretical Total Volume Purged | 3.3 |
| Total Volume Purged Units | L |
| Total Volume Purged | 3.3 |

## Parameters

| | |
|---|---|
| pH | 7.31 |
| pH 2 decimals | 7.31 |
| Specific Conductivity Units | µS/cm[c] |
| Specific Conductivity | 683 |
| spec cond sig figs | 683.000 |
| Turbidity (NTU) | 2.92 |
| Turbidity reading outside range of meter? | No |
| turbidity sig figs | 2.9 |
| Dissolved Oxygen (DO) (mg/L) | 3.78 |
| DO 2 decimals | 3.78 |
| Temperature (°C) | 30.4 |
| temp 2 decimals | 30.40 |
| Redox (ORP) (mV) | 54 |
| orp 2 decimals | 54.00 |
| parameters | -12:06\|DTW:146.21\|pH: 7.31\|SpCND: 683\|TRB: 2.92\|DO: 3.78\|T: 30.4\|ORP: 54 |
| Stabilization Calculation | pH: ; SpCND: ; TRB: ; DO: ; T: ; ORP: ; Time Elapsed: 11 min<br>Parameters unstable -- Do not sample |
| Color | Clear |
| Notable Odors | No Odor |

Well is considered stabilized and ready for sample collection when the following is met for three consecutive readings collected at 3 to 5 minute intervals: -turbidity remains within 10% (or if three consecutive values are <5NTU) -specific conductance and temp remain within 3% -ORP within + or - 10 mV -DO within 10% (or if three consecutive values are <0.5 mg/L) -pH within 0.1 unit

## -12:11|DTW:146.21|pH: 7.31|SpCND: 684|TRB: 2.97|DO: 3.74|T: 30.42|ORP: 53

## Calculation Specific Fields

| | |
|---|---|
| Total Vol Purged L Only | 4.8 |
| Flow Rate L/min Only | 0.3 |

| | |
|---|---|
| Site ID, Well ID | Default Site, MW-17 |
| Reading Time | 12:11 |
| Minutes Elapsed between readings | 5 |
| Total Elapsed Minutes (during parameter readings) | 16 |
| Total Elapsed Minutes from Purge Start Time | 16 |

## Purge and Flow

| | |
|---|---|
| Flow Rate Units | mL/min |
| Flow Rate | 300 |
| Depth to Water | 146.21 |
| Theoretical Total Volume Purged | 4.8 |
| Total Volume Purged Units | L |
| Total Volume Purged | 4.8 |

## Parameters

| | |
|---|---|
| pH | 7.31 |
| pH 2 decimals | 7.31 |
| Specific Conductivity Units | µS/cm$^{c}$ |
| Specific Conductivity | 684 |
| spec cond sig figs | 684.000 |
| Turbidity (NTU) | 2.97 |
| Turbidity reading outside range of meter? | No |
| turbidity sig figs | 3.0 |
| Dissolved Oxygen (DO) (mg/L) | 3.74 |
| DO 2 decimals | 3.74 |
| Temperature (°C) | 30.42 |
| temp 2 decimals | 30.42 |
| Redox (ORP) (mV) | 53 |
| orp 2 decimals | 53.00 |
| parameters | □-12:11\|DTW:146.21\|pH: 7.31\|SpCND: 684\|TRB: 2.97\|DO: 3.74\|T: 30.42\|ORP: 53 |
| Stabilization Calculation | pH: □; SpCND: □; TRB: □; DO: □; T: □; ORP: □; Time Elapsed: 16 min<br>All Parameters Stable -- Okay to sample |
| Color | Clear |
| Notable Odors | No Odor |

Well is considered stabilized and ready for sample collection when the following is met for three consecutive readings collected at 3 to 5 minute intervals: -turbidity remains within 10% (or if three consecutive values are <5NTU) -specific conductance and temp remain within 3% -ORP within + or - 10 mV -DO within 10% (or if three consecutive values are <0.5 mg/L) -pH within 0.1 unit

| | |
|---|---|
| Purge End Time (Before Sample Collection) | 12:14 |
| Theoretical Total Volume Purged | 4.8 |
| Total Purged | 4.8 |
| Well Volumes Purged | 0.02 |
| Did well go dry? | No |

## Well Dry

In order to view and enter sampling information below, you must measure DTW upon return and enter it in the field above.

## Sample Information

| | |
|---|---|
| Type of Equipment Used - Sample | Submersible Pump |
| Enter Inspection Data | No |

## Flow Measurements

## Flow Meter

| | |
|---|---|
| Type of Meter | Hach FH950 |

## Area Velocity

| | |
|---|---|
| Area Velocity Total Flow Per Minute qtot | 0 |
| Area Velocity Total Flow Rate qtot | 0 |

## Volumetric

| | |
|---|---|
| Average Total Flow Rate qtot | 0 |

## Visual Estimate

| | |
|---|---|
| Visual Estimate Total Flow Rate qtot | 0 |

## Mid-Section

| | |
|---|---|
| Mid-Section Total Flow Rate qtot | 0 |
| Mid-Section Total Flow Per Second qtot | 0 |
| Mid-Section Total Flow Per Minute qtot | 0 |
| Update Mid-Section Values | N/A |

## Close Out

| | |
|---|---|
| Scope of Work Status | In Progress |
| General Comments | Fe 0.02 Mn 1.2 sulfite 0.64-1.28 |

## Kinder Morgan, MW-18, 2024-05-20

| | |
|---|---|
| Project | Kinder Morgan_Silvercroft_E2E |
| Created | 2024-05-20 11:06:32 MST by Sascha Arnold |
| Updated | 2024-05-20 11:28:36 MST by Sascha Arnold |
| Location | 32.26066697, -111.01237582 |
| Status | In Progress |

Please refer to the relevant TGI documents contained in the "Reference Files" of this app for additional instruction.

## Index

| | |
|---|---|
| Was Duplicated | 0 |
| Planned Latitude | 32.2606669700 |
| Planned_Longitude | -111.0123758200 |
| Facility ID | 521 |
| Area ID | 1588 |
| Asset ID | 37721 |
| Work Order ID | 1298 |
| Work Order Activity Detail ID | 69739 |
| Well or SW Asset | Well |
| Asset Subtype | Monitoring |

## General Information

| | |
|---|---|
| Select Project | Kinder Morgan, Silvercroft, Default Site |
| Client | Kinder Morgan |
| Facility Name | Silvercroft |
| Project Number | 30198741 |
| Area Name | Default Site |
| Location | W Silverbell Tree Dr. / N Silver Island Way, Tucson, AZ |
| Date | 2024-05-20 |
| Field Personnel | Sascha Arnold |
| NOTES AND DIRECTIONS | Also collect ferrous iron and sulfite in the field immediately after sample collection utilizing a Hach® DR820 spectrometer and a Hach® SU-5 Sulfite Test Kit |

## Scope of Work

| | |
|---|---|
| Location Type | Planned |
| Select Asset | MW-18 |
| Asset Name | MW-18 |
| Scope of Work | Q2 2024 GW Sampling, 2024-05-13, Groundwater Monitoring |
| Length Units | Metric |
| Volume Units | Metric |
| Work to be Performed at Location | Groundwater Sampling and Water Level Measurement |

Work to be Performed at Location: Gauging Only - well is to be gauged for potentiometric surface and not sampled as part of scope of work Gauging and GW Sampling - Well is gauged and sampled in the same record. Surface Water Sampling - Location is a surface water monitoring location Well Inspection Only - well is not gauged or sampled, only inspected

## Location Info

| | |
|---|---|
| Coordinate Source | Planned |

## Weather Conditions

| | |
|---|---|
| Fetch Weather | N/A |
| Weather | Sunny warm |

## Well Details

| | |
|---|---|
| Detail Correction Required | No |
| Top of Screen (ft bgs) | 130.00 |
| Bottom of Screen (ft bgs) | 170.00 |
| Casing Diameter (in) | 4.00 |
| Well Casing Material | PVC |
| Measuring Point (mp) Description | Top of Outer Casing |
| Constructed Total Depth (ft bgs) | 170.00 |
| Enter Gauging Data | Yes |

## Water Elevation Details

| | |
|---|---|
| Gauging Equipment | Interface Probe |
| Gauging Date | 2024-04-30 |
| Gauging Time | 11:07 |

## Well Head Gas Reading

| | |
|---|---|
| Select Screening Parameters | None |
| Is water present? | Yes |
| Static Water Level | 147.02 |
| DTW QC Check | N/A |
| Product Present | No |
| Total Depth Recorded | No |
| Reason Total Depth Not Recorded | Nm |
| TD QC Check | TD is >3 ft from constructed measurement. Check in with PM/TM |
| Water Column | 22.98 |
| Volume in Well | 186.31 |
| Sheen? | No |
| Odor? | No |
| Enter Evacuation Data | Yes |

## Evacuation Details

| | |
|---|---|
| Evacuation date | 2024-05-20 |
| Purge Method | Low Flow |

## No-Purge

| | |
|---|---|
| Type of No-Purge Equipment Used | |

## Retrieval Details

If anything has changed since deployment, please note these changes in the general comment section at the end of the form.

| | |
|---|---|
| Total Time Deployed (days) | Please enter all deployment and retrieval dates and times to calculate elapsed time. |

## Purge

| | |
|---|---|
| Type of Equipment Used - Purge | Submersible Pump |

| | |
|---|---|
| Purge Start Time | 11:10 |
| Enter Water Quality Parameters | Yes |

## Water Quality Parameters

| | |
|---|---|
| Water Quality Meter Make/Model | YSI 556 |
| Select the Parameters you want to measure below. | |
| Select Measured Parameters | pH, Specific Conductivity, Turbidity (NTU), Dissolved Oxygen (DO) (mg/L), Temperature (°C), Redox (ORP) (mV) |

## -11:10|DTW:147.02|pH: 7.37|SpCND: 652|TRB: 2.99|DO: 9.31|T: 30.83|ORP: 149

## Calculation Specific Fields

| | |
|---|---|
| Total Vol Purged L Only | 0 |
| Flow Rate L/min Only | 0.3 |
| Site ID, Well ID | Default Site, MW-18 |
| Reading Time | 11:10 |
| Minutes Elapsed between readings | 0 |
| Total Elapsed Minutes (during parameter readings) | 0 |
| Total Elapsed Minutes from Purge Start Time | 0 |

## Purge and Flow

| | |
|---|---|
| Flow Rate Units | mL/min |
| Flow Rate | 300 |
| Depth to Water | 147.02 |
| Theoretical Total Volume Purged | 0.0 |
| Total Volume Purged Units | L |
| Total Volume Purged | 0 |

## Parameters

| | |
|---|---|
| pH | 7.37 |
| pH 2 decimals | 7.37 |
| Specific Conductivity Units | µS/cm$^{c}$ |
| Specific Conductivity | 652 |
| spec cond sig figs | 652.000 |
| Turbidity (NTU) | 2.99 |
| Turbidity reading outside range of meter? | No |
| turbidity sig figs | 3.0 |
| Dissolved Oxygen (DO) (mg/L) | 9.31 |
| DO 2 decimals | 9.31 |
| Temperature (°C) | 30.83 |
| temp 2 decimals | 30.83 |
| Redox (ORP) (mV) | 149 |
| orp 2 decimals | 149.00 |
| parameters | -11:10\|DTW:147.02\|pH: 7.37\|SpCND: 652\|TRB: 2.99\|DO: 9.31\|T: 30.83\|ORP: 149 |
| Stabilization Calculation | 1/3 Measurement intervals before stability can be calculated |
| Color | Clear |

| | |
|---|---|
| Notable Odors | No Odor |

Well is considered stabilized and ready for sample collection when the following is met for three consecutive readings collected at 3 to 5 minute intervals: -turbidity remains within 10% (or if three consecutive values are <5NTU) -specific conductance and temp remain within 3% -ORP within + or - 10 mV -DO within 10% (or if three consecutive values are <0.5 mg/L) -pH within 0.1 unit

## -11:16|DTW:147.02|pH: 7.39|SpCND: 594|TRB: 2.56|DO: 8.45|T: 31.38|ORP: 158.2

### Calculation Specific Fields

| | |
|---|---|
| Total Vol Purged L Only | 1.8 |
| Flow Rate L/min Only | 0.3 |
| Site ID, Well ID | Default Site, MW-18 |
| Reading Time | 11:16 |
| Minutes Elapsed between readings | 6 |
| Total Elapsed Minutes (during parameter readings) | 6 |
| Total Elapsed Minutes from Purge Start Time | 6 |

### Purge and Flow

| | |
|---|---|
| Flow Rate Units | mL/min |
| Flow Rate | 300 |
| Depth to Water | 147.02 |
| Theoretical Total Volume Purged | 1.8 |
| Total Volume Purged Units | L |
| Total Volume Purged | 1.8 |

### Parameters

| | |
|---|---|
| pH | 7.39 |
| pH 2 decimals | 7.39 |
| Specific Conductivity Units | µS/cm$^{c}$ |
| Specific Conductivity | 594 |
| spec cond sig figs | 594.000 |
| Turbidity (NTU) | 2.56 |
| Turbidity reading outside range of meter? | No |
| turbidity sig figs | 2.6 |
| Dissolved Oxygen (DO) (mg/L) | 8.45 |
| DO 2 decimals | 8.45 |
| Temperature (°C) | 31.38 |
| temp 2 decimals | 31.38 |
| Redox (ORP) (mV) | 158.2 |
| orp 2 decimals | 158.20 |
| parameters | -11:16\|DTW:147.02\|pH: 7.39\|SpCND: 594\|TRB: 2.56\|DO: 8.45\|T: 31.38\|ORP: 158.2 |
| Stabilization Calculation | 2/3 Measurement intervals before stability can be calculated |
| Color | Clear |
| Notable Odors | No Odor |

Well is considered stabilized and ready for sample collection when the following is met for three consecutive readings collected at 3 to 5 minute intervals: -turbidity remains within 10% (or if three consecutive values are <5NTU) -specific conductance and temp remain within 3% -ORP within + or - 10 mV -DO within 10% (or if three consecutive values are <0.5 mg/L) -pH within 0.1 unit

## □-11:21|DTW:147.02|pH: 7.4|SpCND: 588|TRB: 2.65|DO: 8.35|T: 31.55|ORP: 157

### Calculation Specific Fields

| | |
|---|---|
| Total Vol Purged L Only | 3.3 |
| Flow Rate L/min Only | 0.3 |
| Site ID, Well ID | Default Site, MW-18 |
| Reading Time | 11:21 |
| Minutes Elapsed between readings | 5 |
| Total Elapsed Minutes (during parameter readings) | 11 |
| Total Elapsed Minutes from Purge Start Time | 11 |

### Purge and Flow

| | |
|---|---|
| Flow Rate Units | mL/min |
| Flow Rate | 300 |
| Depth to Water | 147.02 |
| Theoretical Total Volume Purged | 3.3 |
| Total Volume Purged Units | L |
| Total Volume Purged | 3.3 |

### Parameters

| | |
|---|---|
| pH | 7.4 |
| pH 2 decimals | 7.40 |
| Specific Conductivity Units | µS/cm$^{c}$ |
| Specific Conductivity | 588 |
| spec cond sig figs | 588.000 |
| Turbidity (NTU) | 2.65 |
| Turbidity reading outside range of meter? | No |
| turbidity sig figs | 2.6 |
| Dissolved Oxygen (DO) (mg/L) | 8.35 |
| DO 2 decimals | 8.35 |
| Temperature (°C) | 31.55 |
| temp 2 decimals | 31.55 |
| Redox (ORP) (mV) | 157 |
| orp 2 decimals | 157.00 |
| parameters | □-11:21\|DTW:147.02\|pH: 7.4\|SpCND: 588\|TRB: 2.65\|DO: 8.35\|T: 31.55\|ORP: 157 |
| Stabilization Calculation | pH: □; SpCND: □; TRB: □; DO: □; T: □; ORP: □; Time Elapsed: 11 min<br>Parameters unstable -- Do not sample |
| Color | Clear |
| Notable Odors | No Odor |

Well is considered stabilized and ready for sample collection when the following is met for three consecutive readings collected at 3 to 5 minute intervals: -turbidity remains within 10% (or if three consecutive values are <5NTU) -specific conductance and temp remain within 3% -ORP within + or - 10 mV -DO within 10% (or if three consecutive values are <0.5 mg/L) -pH within 0.1 unit

## □-11:26|DTW:147.02|pH: 7.4|SpCND: 587|TRB: 2.66|DO: 7.62|T: 31.88|ORP: 149

### Calculation Specific Fields

| | |
|---|---|
| Total Vol Purged L Only | 5 |

| | |
|---|---|
| Flow Rate L/min Only | 0.3 |
| Site ID, Well ID | Default Site, MW-18 |
| Reading Time | 11:26 |
| Minutes Elapsed between readings | 5 |
| Total Elapsed Minutes (during parameter readings) | 16 |
| Total Elapsed Minutes from Purge Start Time | 16 |

## Purge and Flow

| | |
|---|---|
| Flow Rate Units | mL/min |
| Flow Rate | 300 |
| Depth to Water | 147.02 |
| Theoretical Total Volume Purged | 4.8 |
| Total Volume Purged Units | L |
| Total Volume Purged | 5 |

## Parameters

| | |
|---|---|
| pH | 7.4 |
| pH 2 decimals | 7.40 |
| Specific Conductivity Units | µS/cm$^{c}$ |
| Specific Conductivity | 587 |
| spec cond sig figs | 587.000 |
| Turbidity (NTU) | 2.66 |
| Turbidity reading outside range of meter? | No |
| turbidity sig figs | 2.7 |
| Dissolved Oxygen (DO) (mg/L) | 7.62 |
| DO 2 decimals | 7.62 |
| Temperature (°C) | 31.88 |
| temp 2 decimals | 31.88 |
| Redox (ORP) (mV) | 149 |
| orp 2 decimals | 149.00 |
| parameters | -11:26\|DTW:147.02\|pH: 7.4\|SpCND: 587\|TRB: 2.66\|DO: 7.62\|T: 31.88\|ORP: 149 |
| Stabilization Calculation | pH: ; SpCND: ; TRB: ; DO: ; T: ; ORP: ; Time Elapsed: 16 min<br>All Parameters Stable -- Okay to sample |
| Color | Clear |
| Notable Odors | No Odor |

Well is considered stabilized and ready for sample collection when the following is met for three consecutive readings collected at 3 to 5 minute intervals: -turbidity remains within 10% (or if three consecutive values are <5NTU) -specific conductance and temp remain within 3% -ORP within + or - 10 mV -DO within 10% (or if three consecutive values are <0.5 mg/L) -pH within 0.1 unit

| | |
|---|---|
| Purge End Time (Before Sample Collection) | 11:28 |
| Theoretical Total Volume Purged | 4.8 |
| Total Purged | 5 |
| Well Volumes Purged | 0.03 |
| Did well go dry? | No |

## Well Dry

In order to view and enter sampling information below, you must measure DTW upon return and enter it in the field above.

## Sample Information

| | |
|---|---|
| Type of Equipment Used - Sample | Submersible Pump |
| Enter Inspection Data | No |

## Flow Measurements

## Flow Meter

| | |
|---|---|
| Type of Meter | Hach FH950 |

## Area Velocity

| | |
|---|---|
| Area Velocity Total Flow Per Minute qtot | 0 |
| Area Velocity Total Flow Rate qtot | 0 |

## Volumetric

| | |
|---|---|
| Average Total Flow Rate qtot | 0 |

## Visual Estimate

| | |
|---|---|
| Visual Estimate Total Flow Rate qtot | 0 |

## Mid-Section

| | |
|---|---|
| Mid-Section Total Flow Rate qtot | 0 |
| Mid-Section Total Flow Per Second qtot | 0 |
| Mid-Section Total Flow Per Minute qtot | 0 |
| Update Mid-Section Values | N/A |

## Close Out

| | |
|---|---|
| Scope of Work Status | In Progress |
| General Comments | Fe 0.02 Mn 1.6 sulfite 0.64-1.28 |

## Kinder Morgan, MW-19, 2024-05-15

| | |
|---|---|
| Project | Kinder Morgan_Silvercroft_E2E |
| Created | 2024-05-15 10:44:04 MST by Sascha Arnold |
| Updated | 2024-05-15 11:10:48 MST by Sascha Arnold |
| Location | 32.25969861, -111.01236873 |
| Status | In Progress |

Please refer to the relevant TGI documents contained in the "Reference Files" of this app for additional instruction.

## Index

| | |
|---|---|
| Was Duplicated | 0 |
| Planned Latitude | 32.2596986100 |
| Planned_Longitude | -111.0123687300 |
| Facility ID | 521 |
| Area ID | 1588 |
| Asset ID | 37722 |
| Work Order ID | 1298 |
| Work Order Activity Detail ID | 69740 |
| Well or SW Asset | Well |
| Asset Subtype | Monitoring |

## General Information

| | |
|---|---|
| Select Project | Kinder Morgan, Silvercroft, Default Site |
| Client | Kinder Morgan |
| Facility Name | Silvercroft |
| Project Number | 30198741 |
| Area Name | Default Site |
| Location | W Silverbell Tree Dr. / N Silver Island Way, Tucson, AZ |
| Date | 2024-05-15 |
| Field Personnel | Sascha Arnold |
| NOTES AND DIRECTIONS | Also collect ferrous iron and sulfite in the field immediately after sample collection utilizing a Hach® DR820 spectrometer and a Hach® SU-5 Sulfite Test Kit |

## Scope of Work

| | |
|---|---|
| Location Type | Planned |
| Select Asset | MW-19 |
| Asset Name | MW-19 |
| Scope of Work | Q2 2024 GW Sampling, 2024-05-13, Groundwater Monitoring |
| Length Units | Metric |
| Volume Units | Metric |
| Work to be Performed at Location | Groundwater Sampling and Water Level Measurement |

Work to be Performed at Location: Gauging Only - well is to be gauged for potentiometric surface and not sampled as part of scope of work Gauging and GW Sampling - Well is gauged and sampled in the same record. Surface Water Sampling - Location is a surface water monitoring location Well Inspection Only - well is not gauged or sampled, only inspected

## Location Info

| | |
|---|---|
| Coordinate Source | Planned |

## Weather Conditions

| | |
|---|---|
| Fetch Weather | N/A |
| Weather | Hot, 90s |

## Well Details

| | |
|---|---|
| Detail Correction Required | No |
| Top of Screen (ft bgs) | 130.00 |
| Bottom of Screen (ft bgs) | 170.00 |
| Casing Diameter (in) | 4.00 |
| Well Casing Material | PVC |
| Measuring Point (mp) Description | Top of Outer Casing |
| Constructed Total Depth (ft bgs) | 170.00 |
| Enter Gauging Data | Yes |

## Water Elevation Details

| | |
|---|---|
| Gauging Equipment | Interface Probe |
| Gauging Date | 2024-04-30 |
| Gauging Time | 10:44 |

## Well Head Gas Reading

| | |
|---|---|
| Select Screening Parameters | None |
| Is water present? | Yes |
| Static Water Level | 145.22 |
| DTW QC Check | N/A |
| Product Present | No |
| Total Depth Recorded | No |
| Reason Total Depth Not Recorded | Nm |
| TD QC Check | TD is >3 ft from constructed measurement. Check in with PM/TM |
| Water Column | 24.78 |
| Volume in Well | 200.9 |
| Sheen? | No |
| Odor? | No |
| Enter Evacuation Data | Yes |

## Evacuation Details

| | |
|---|---|
| Evacuation date | 2024-05-15 |
| Purge Method | Low Flow |

## No-Purge

| | |
|---|---|
| Type of No-Purge Equipment Used | |

## Retrieval Details

If anything has changed since deployment, please note these changes in the general comment section at the end of the form.

| | |
|---|---|
| Total Time Deployed (days) | Please enter all deployment and retrieval dates and times to calculate elapsed time. |

## Purge

| | |
|---|---|
| Type of Equipment Used - Purge | Submersible Pump |

| | |
|---|---|
| Purge Start Time | 10:45 |
| Enter Water Quality Parameters | Yes |

## Water Quality Parameters

| | |
|---|---|
| Water Quality Meter Make/Model | YSI 556 |
| Select the Parameters you want to measure below. | |
| Select Measured Parameters | pH, Specific Conductivity, Turbidity (NTU), Dissolved Oxygen (DO) (mg/L), Temperature (°C), Redox (ORP) (mV) |

## -10:45|DTW:145.22|pH: 7.2|SpCND: 965|TRB: 2.67|DO: 5.73|T: 31.44|ORP: 58

## Calculation Specific Fields

| | |
|---|---|
| Total Vol Purged L Only | 0 |
| Flow Rate L/min Only | 0.3 |
| Site ID, Well ID | Default Site, MW-19 |
| Reading Time | 10:45 |
| Minutes Elapsed between readings | 0 |
| Total Elapsed Minutes (during parameter readings) | 0 |
| Total Elapsed Minutes from Purge Start Time | 0 |

## Purge and Flow

| | |
|---|---|
| Flow Rate Units | mL/min |
| Flow Rate | 300 |
| Depth to Water | 145.22 |
| Theoretical Total Volume Purged | 0.0 |
| Total Volume Purged Units | L |
| Total Volume Purged | 0 |

## Parameters

| | |
|---|---|
| pH | 7.2 |
| pH 2 decimals | 7.20 |
| Specific Conductivity Units | µS/cm$^{c}$ |
| Specific Conductivity | 965 |
| spec cond sig figs | 965.000 |
| Turbidity (NTU) | 2.67 |
| Turbidity reading outside range of meter? | No |
| turbidity sig figs | 2.7 |
| Dissolved Oxygen (DO) (mg/L) | 5.73 |
| DO 2 decimals | 5.73 |
| Temperature (°C) | 31.44 |
| temp 2 decimals | 31.44 |
| Redox (ORP) (mV) | 58 |
| orp 2 decimals | 58.00 |
| parameters | -10:45\|DTW:145.22\|pH: 7.2\|SpCND: 965\|TRB: 2.67\|DO: 5.73\|T: 31.44\|ORP: 58 |
| Stabilization Calculation | 1/3 Measurement intervals before stability can be calculated |
| Color | Clear |

| | |
|---|---|
| Notable Odors | No Odor |

Well is considered stabilized and ready for sample collection when the following is met for three consecutive readings collected at 3 to 5 minute intervals: -turbidity remains within 10% (or if three consecutive values are <5NTU) -specific conductance and temp remain within 3% -ORP within + or - 10 mV -DO within 10% (or if three consecutive values are <0.5 mg/L) -pH within 0.1 unit

## -10:50|DTW:148.8|pH: 7.21|SpCND: 844|TRB: 2.76|DO: 3.45|T: 29.55|ORP: 55

### Calculation Specific Fields

| | |
|---|---|
| Total Vol Purged L Only | 1.5 |
| Flow Rate L/min Only | 0.3 |
| Site ID, Well ID | Default Site, MW-19 |
| Reading Time | 10:50 |
| Minutes Elapsed between readings | 5 |
| Total Elapsed Minutes (during parameter readings) | 5 |
| Total Elapsed Minutes from Purge Start Time | 5 |

### Purge and Flow

| | |
|---|---|
| Flow Rate Units | mL/min |
| Flow Rate | 300 |
| Depth to Water | 148.8 |
| Theoretical Total Volume Purged | 1.5 |
| Total Volume Purged Units | L |
| Total Volume Purged | 1.5 |

### Parameters

| | |
|---|---|
| pH | 7.21 |
| pH 2 decimals | 7.21 |
| Specific Conductivity Units | µS/cm[c] |
| Specific Conductivity | 844 |
| spec cond sig figs | 844.000 |
| Turbidity (NTU) | 2.76 |
| Turbidity reading outside range of meter? | No |
| turbidity sig figs | 2.8 |
| Dissolved Oxygen (DO) (mg/L) | 3.45 |
| DO 2 decimals | 3.45 |
| Temperature (°C) | 29.55 |
| temp 2 decimals | 29.55 |
| Redox (ORP) (mV) | 55 |
| orp 2 decimals | 55.00 |
| parameters | -10:50\|DTW:148.8\|pH: 7.21\|SpCND: 844\|TRB: 2.76\|DO: 3.45\|T: 29.55\|ORP: 55 |
| Stabilization Calculation | 2/3 Measurement intervals before stability can be calculated |
| Color | Clear |
| Notable Odors | No Odor |

Well is considered stabilized and ready for sample collection when the following is met for three consecutive readings collected at 3 to 5 minute intervals: -turbidity remains within 10% (or if three consecutive values are <5NTU) -specific conductance and temp remain within 3% -ORP within + or - 10 mV -DO within 10% (or if three consecutive values are <0.5 mg/L) -pH within 0.1 unit

## □-10:56|DTW:148.8|pH: 7.21|SpCND: 837|TRB: 2.88|DO: 3.57|T: 29.77|ORP: 53

### Calculation Specific Fields

| | |
|---|---|
| Total Vol Purged L Only | 3.3 |
| Flow Rate L/min Only | 0.3 |
| Site ID, Well ID | Default Site, MW-19 |
| Reading Time | 10:56 |
| Minutes Elapsed between readings | 6 |
| Total Elapsed Minutes (during parameter readings) | 11 |
| Total Elapsed Minutes from Purge Start Time | 11 |

### Purge and Flow

| | |
|---|---|
| Flow Rate Units | mL/min |
| Flow Rate | 300 |
| Depth to Water | 148.8 |
| Theoretical Total Volume Purged | 3.3 |
| Total Volume Purged Units | L |
| Total Volume Purged | 3.3 |

### Parameters

| | |
|---|---|
| pH | 7.21 |
| pH 2 decimals | 7.21 |
| Specific Conductivity Units | µS/cm$^{c}$ |
| Specific Conductivity | 837 |
| spec cond sig figs | 837.000 |
| Turbidity (NTU) | 2.88 |
| Turbidity reading outside range of meter? | No |
| turbidity sig figs | 2.9 |
| Dissolved Oxygen (DO) (mg/L) | 3.57 |
| DO 2 decimals | 3.57 |
| Temperature (°C) | 29.77 |
| temp 2 decimals | 29.77 |
| Redox (ORP) (mV) | 53 |
| orp 2 decimals | 53.00 |
| parameters | □-10:56\|DTW:148.8\|pH: 7.21\|SpCND: 837\|TRB: 2.88\|DO: 3.57\|T: 29.77\|ORP: 53 |
| Stabilization Calculation | pH: □; SpCND: □; TRB: □; DO: □; T: □; ORP: □; Time Elapsed: 11 min<br>Parameters unstable -- Do not sample |
| Color | Clear |
| Notable Odors | No Odor |

Well is considered stabilized and ready for sample collection when the following is met for three consecutive readings collected at 3 to 5 minute intervals: -turbidity remains within 10% (or if three consecutive values are <5NTU) -specific conductance and temp remain within 3% -ORP within + or - 10 mV -DO within 10% (or if three consecutive values are <0.5 mg/L) -pH within 0.1 unit

## □-11:12|DTW:148.8|pH: 7.21|SpCND: 840|TRB: 2.77|DO: 3.33|T: 29.8|ORP: 52

### Calculation Specific Fields

| | |
|---|---|
| Total Vol Purged L Only | 8 |

| | |
|---|---|
| Flow Rate L/min Only | 0.3 |
| Site ID, Well ID | Default Site, MW-19 |
| Reading Time | 11:12 |
| Minutes Elapsed between readings | 16 |
| Total Elapsed Minutes (during parameter readings) | 27 |
| Total Elapsed Minutes from Purge Start Time | 27 |

## Purge and Flow

| | |
|---|---|
| Flow Rate Units | mL/min |
| Flow Rate | 300 |
| Depth to Water | 148.8 |
| Theoretical Total Volume Purged | 8.1 |
| Total Volume Purged Units | L |
| Total Volume Purged | 8 |

## Parameters

| | |
|---|---|
| pH | 7.21 |
| pH 2 decimals | 7.21 |
| Specific Conductivity Units | µS/cm[c] |
| Specific Conductivity | 840 |
| spec cond sig figs | 840.000 |
| Turbidity (NTU) | 2.77 |
| Turbidity reading outside range of meter? | No |
| turbidity sig figs | 2.8 |
| Dissolved Oxygen (DO) (mg/L) | 3.33 |
| DO 2 decimals | 3.33 |
| Temperature (°C) | 29.8 |
| temp 2 decimals | 29.80 |
| Redox (ORP) (mV) | 52 |
| orp 2 decimals | 52.00 |
| parameters | □-11:12\|DTW:148.8\|pH: 7.21\|SpCND: 840\|TRB: 2.77\|DO: 3.33\|T: 29.8\|ORP: 52 |
| Stabilization Calculation | pH: □; SpCND: □; TRB: □; DO: □; T: □; ORP: □; Time Elapsed: 27 min<br>All Parameters Stable -- Okay to sample |
| Color | Clear |
| Notable Odors | No Odor |

Well is considered stabilized and ready for sample collection when the following is met for three consecutive readings collected at 3 to 5 minute intervals: -turbidity remains within 10% (or if three consecutive values are <5NTU) -specific conductance and temp remain within 3% -ORP within + or - 10 mV -DO within 10% (or if three consecutive values are <0.5 mg/L) -pH within 0.1 unit

| | |
|---|---|
| Purge End Time (Before Sample Collection) | 11:13 |
| Theoretical Total Volume Purged | 8.1 |
| Total Purged | 8 |
| Well Volumes Purged | 0.04 |
| Did well go dry? | No |

## Well Dry

In order to view and enter sampling information below, you must measure DTW upon return and enter it in the field above.

## Sample Information

| | |
|---|---|
| Type of Equipment Used - Sample | Submersible Pump |
| Enter Inspection Data | No |

## Flow Measurements

## Flow Meter

| | |
|---|---|
| Type of Meter | Hach FH950 |

## Area Velocity

| | |
|---|---|
| Area Velocity Total Flow Per Minute qtot | 0 |
| Area Velocity Total Flow Rate qtot | 0 |

## Volumetric

| | |
|---|---|
| Average Total Flow Rate qtot | 0 |

## Visual Estimate

| | |
|---|---|
| Visual Estimate Total Flow Rate qtot | 0 |

## Mid-Section

| | |
|---|---|
| Mid-Section Total Flow Rate qtot | 0 |
| Mid-Section Total Flow Per Second qtot | 0 |
| Mid-Section Total Flow Per Minute qtot | 0 |
| Update Mid-Section Values | N/A |

## Close Out

| | |
|---|---|
| Scope of Work Status | In Progress |
| General Comments | Fe 0.30 Mn 1.2 sulfite 0.64-1.28 |

## Kinder Morgan, MW-20, 2024-05-15

| | |
|---|---|
| Project | Kinder Morgan_Silvercroft_E2E |
| Created | 2024-05-15 09:59:18 MST by Sascha Arnold |
| Updated | 2024-05-15 10:23:48 MST by Sascha Arnold |
| Location | 32.25947177, -111.012367 |
| Status | In Progress |

Please refer to the relevant TGI documents contained in the "Reference Files" of this app for additional instruction.

## Index

| | |
|---|---|
| Was Duplicated | 0 |
| Planned Latitude | 32.2594717700 |
| Planned_Longitude | -111.0123670000 |
| Facility ID | 521 |
| Area ID | 1588 |
| Asset ID | 37723 |
| Work Order ID | 1298 |
| Work Order Activity Detail ID | 69741 |
| Well or SW Asset | Well |
| Asset Subtype | Monitoring |

## General Information

| | |
|---|---|
| Select Project | Kinder Morgan, Silvercroft, Default Site |
| Client | Kinder Morgan |
| Facility Name | Silvercroft |
| Project Number | 30198741 |
| Area Name | Default Site |
| Location | W Silverbell Tree Dr. / N Silver Island Way, Tucson, AZ |
| Date | 2024-05-15 |
| Field Personnel | Sascha Arnold |
| NOTES AND DIRECTIONS | Also collect ferrous iron and sulfite in the field immediately after sample collection utilizing a Hach® DR820 spectrometer and a Hach® SU-5 Sulfite Test Kit |

## Scope of Work

| | |
|---|---|
| Location Type | Planned |
| Select Asset | MW-20 |
| Asset Name | MW-20 |
| Scope of Work | Q2 2024 GW Sampling, 2024-05-13, Groundwater Monitoring |
| Length Units | Metric |
| Volume Units | Metric |
| Work to be Performed at Location | Groundwater Sampling and Water Level Measurement |

Work to be Performed at Location: Gauging Only - well is to be gauged for potentiometric surface and not sampled as part of scope of work Gauging and GW Sampling - Well is gauged and sampled in the same record. Surface Water Sampling - Location is a surface water monitoring location Well Inspection Only - well is not gauged or sampled, only inspected

## Location Info

| | |
|---|---|
| Coordinate Source | Planned |

## Weather Conditions

| | |
|---|---|
| Fetch Weather | N/A |
| Weather | Hot, 90s |

## Well Details

| | |
|---|---|
| Detail Correction Required | No |
| Top of Screen (ft bgs) | 130.00 |
| Bottom of Screen (ft bgs) | 170.00 |
| Casing Diameter (in) | 4.00 |
| Well Casing Material | PVC |
| Measuring Point (mp) Description | Top of Outer Casing |
| Constructed Total Depth (ft bgs) | 170.00 |
| Enter Gauging Data | Yes |

## Water Elevation Details

| | |
|---|---|
| Gauging Equipment | Interface Probe |
| Gauging Date | 2024-04-30 |
| Gauging Time | 09:59 |

## Well Head Gas Reading

| | |
|---|---|
| Select Screening Parameters | None |
| Is water present? | Yes |
| Static Water Level | 148.8 |
| DTW QC Check | N/A |
| Product Present | No |
| Total Depth Recorded | No |
| Reason Total Depth Not Recorded | Nm |
| TD QC Check | TD is >3 ft from constructed measurement. Check in with PM/TM |
| Water Column | 21.2 |
| Volume in Well | 171.88 |
| Sheen? | No |
| Odor? | No |
| Enter Evacuation Data | Yes |

## Evacuation Details

| | |
|---|---|
| Evacuation date | 2024-05-15 |
| Purge Method | Low Flow |

## No-Purge

| | |
|---|---|
| Type of No-Purge Equipment Used | |

## Retrieval Details

If anything has changed since deployment, please note these changes in the general comment section at the end of the form.

| | |
|---|---|
| Total Time Deployed (days) | Please enter all deployment and retrieval dates and times to calculate elapsed time. |

## Purge

| | |
|---|---|
| Type of Equipment Used - Purge | Submersible Pump |

| | |
|---|---|
| Purge Start Time | 10:00 |
| Enter Water Quality Parameters | Yes |

## Water Quality Parameters

| | |
|---|---|
| Water Quality Meter Make/Model | YSI 556 |
| Select the Parameters you want to measure below. | |
| Select Measured Parameters | pH, Specific Conductivity, Turbidity (NTU), Dissolved Oxygen (DO) (mg/L), Temperature (°C), Redox (ORP) (mV) |

## -10:00|DTW:148.8|pH: 7.12|SpCND: 1144|TRB: 3.21|DO: 6.43|T: 29.6|ORP: 66

## Calculation Specific Fields

| | |
|---|---|
| Total Vol Purged L Only | 0 |
| Flow Rate L/min Only | 0.3 |
| Site ID, Well ID | Default Site, MW-20 |
| Reading Time | 10:00 |
| Minutes Elapsed between readings | 0 |
| Total Elapsed Minutes (during parameter readings) | 0 |
| Total Elapsed Minutes from Purge Start Time | 0 |

## Purge and Flow

| | |
|---|---|
| Flow Rate Units | mL/min |
| Flow Rate | 300 |
| Depth to Water | 148.8 |
| Theoretical Total Volume Purged | 0.0 |
| Total Volume Purged Units | L |
| Total Volume Purged | 0 |

## Parameters

| | |
|---|---|
| pH | 7.12 |
| pH 2 decimals | 7.12 |
| Specific Conductivity Units | µS/cm$^{c}$ |
| Specific Conductivity | 1144 |
| spec cond sig figs | 1,144.0000 |
| Turbidity (NTU) | 3.21 |
| Turbidity reading outside range of meter? | No |
| turbidity sig figs | 3.2 |
| Dissolved Oxygen (DO) (mg/L) | 6.43 |
| DO 2 decimals | 6.43 |
| Temperature (°C) | 29.6 |
| temp 2 decimals | 29.60 |
| Redox (ORP) (mV) | 66 |
| orp 2 decimals | 66.00 |
| parameters | -10:00\|DTW:148.8\|pH: 7.12\|SpCND: 1144\|TRB: 3.21\|DO: 6.43\|T: 29.6\|ORP: 66 |
| Stabilization Calculation | 1/3 Measurement intervals before stability can be calculated |
| Color | Clear |

| | |
|---|---|
| Notable Odors | No Odor |

Well is considered stabilized and ready for sample collection when the following is met for three consecutive readings collected at 3 to 5 minute intervals: -turbidity remains within 10% (or if three consecutive values are <5NTU) -specific conductance and temp remain within 3% -ORP within + or - 10 mV -DO within 10% (or if three consecutive values are <0.5 mg/L) -pH within 0.1 unit

## -10:05|DTW:148.8|pH: 6.85|SpCND: 1141|TRB: 3.09|DO: 6.69|T: 29.21|ORP: 64

### Calculation Specific Fields

| | |
|---|---|
| Total Vol Purged L Only | 1.5 |
| Flow Rate L/min Only | 0.3 |
| Site ID, Well ID | Default Site, MW-20 |
| Reading Time | 10:05 |
| Minutes Elapsed between readings | 5 |
| Total Elapsed Minutes (during parameter readings) | 5 |
| Total Elapsed Minutes from Purge Start Time | 5 |

### Purge and Flow

| | |
|---|---|
| Flow Rate Units | mL/min |
| Flow Rate | 300 |
| Depth to Water | 148.8 |
| Theoretical Total Volume Purged | 1.5 |
| Total Volume Purged Units | L |
| Total Volume Purged | 1.5 |

### Parameters

| | |
|---|---|
| pH | 6.85 |
| pH 2 decimals | 6.85 |
| Specific Conductivity Units | µS/cm$^{c}$ |
| Specific Conductivity | 1141 |
| spec cond sig figs | 1,141.0000 |
| Turbidity (NTU) | 3.09 |
| Turbidity reading outside range of meter? | No |
| turbidity sig figs | 3.1 |
| Dissolved Oxygen (DO) (mg/L) | 6.69 |
| DO 2 decimals | 6.69 |
| Temperature (°C) | 29.21 |
| temp 2 decimals | 29.21 |
| Redox (ORP) (mV) | 64 |
| orp 2 decimals | 64.00 |
| parameters | -10:05\|DTW:148.8\|pH: 6.85\|SpCND: 1141\|TRB: 3.09\|DO: 6.69\|T: 29.21\|ORP: 64 |
| Stabilization Calculation | 2/3 Measurement intervals before stability can be calculated |
| Color | Clear |
| Notable Odors | No Odor |

Well is considered stabilized and ready for sample collection when the following is met for three consecutive readings collected at 3 to 5 minute intervals: -turbidity remains within 10% (or if three consecutive values are <5NTU) -specific conductance and temp remain within 3% -ORP within + or - 10 mV -DO within 10% (or if three consecutive values are <0.5 mg/L) -pH within 0.1 unit

## □-10:11|DTW:148.8|pH: 6.88|SpCND: 1149|TRB: 3.06|DO: 6.26|T: 29.02|ORP: 64.9

### Calculation Specific Fields

| | |
|---|---|
| Total Vol Purged L Only | 3.3 |
| Flow Rate L/min Only | 0.3 |
| Site ID, Well ID | Default Site, MW-20 |
| Reading Time | 10:11 |
| Minutes Elapsed between readings | 6 |
| Total Elapsed Minutes (during parameter readings) | 11 |
| Total Elapsed Minutes from Purge Start Time | 11 |

### Purge and Flow

| | |
|---|---|
| Flow Rate Units | mL/min |
| Flow Rate | 300 |
| Depth to Water | 148.8 |
| Theoretical Total Volume Purged | 3.3 |
| Total Volume Purged Units | L |
| Total Volume Purged | 3.3 |

### Parameters

| | |
|---|---|
| pH | 6.88 |
| pH 2 decimals | 6.88 |
| Specific Conductivity Units | µS/cm$^{c}$ |
| Specific Conductivity | 1149 |
| spec cond sig figs | 1,149.0000 |
| Turbidity (NTU) | 3.06 |
| Turbidity reading outside range of meter? | No |
| turbidity sig figs | 3.1 |
| Dissolved Oxygen (DO) (mg/L) | 6.26 |
| DO 2 decimals | 6.26 |
| Temperature (°C) | 29.02 |
| temp 2 decimals | 29.02 |
| Redox (ORP) (mV) | 64.9 |
| orp 2 decimals | 64.90 |
| parameters | □-10:11\|DTW:148.8\|pH: 6.88\|SpCND: 1149\|TRB: 3.06\|DO: 6.26\|T: 29.02\|ORP: 64.9 |
| Stabilization Calculation | pH: □; SpCND: □; TRB: □; DO: □; T: □; ORP: □; Time Elapsed: 11 min<br>Parameters unstable -- Do not sample |
| Color | Clear |
| Notable Odors | No Odor |

Well is considered stabilized and ready for sample collection when the following is met for three consecutive readings collected at 3 to 5 minute intervals: -turbidity remains within 10% (or if three consecutive values are <5NTU) -specific conductance and temp remain within 3% -ORP within + or - 10 mV -DO within 10% (or if three consecutive values are <0.5 mg/L) -pH within 0.1 unit

## □-10:23|DTW:148.8|pH: 6.91|SpCND: 1150|TRB: 3.16|DO: 6.11|T: 29.5|ORP: 66

### Calculation Specific Fields

| | |
|---|---|
| Total Vol Purged L Only | 7 |

| | |
|---|---|
| Flow Rate L/min Only | 0.3 |
| Site ID, Well ID | Default Site, MW-20 |
| Reading Time | 10:23 |
| Minutes Elapsed between readings | 12 |
| Total Elapsed Minutes (during parameter readings) | 23 |
| Total Elapsed Minutes from Purge Start Time | 23 |

## Purge and Flow

| | |
|---|---|
| Flow Rate Units | mL/min |
| Flow Rate | 300 |
| Depth to Water | 148.8 |
| Theoretical Total Volume Purged | 6.9 |
| Total Volume Purged Units | L |
| Total Volume Purged | 7 |

## Parameters

| | |
|---|---|
| pH | 6.91 |
| pH 2 decimals | 6.91 |
| Specific Conductivity Units | µS/cm[c] |
| Specific Conductivity | 1150 |
| spec cond sig figs | 1,150.0000 |
| Turbidity (NTU) | 3.16 |
| Turbidity reading outside range of meter? | No |
| turbidity sig figs | 3.2 |
| Dissolved Oxygen (DO) (mg/L) | 6.11 |
| DO 2 decimals | 6.11 |
| Temperature (°C) | 29.5 |
| temp 2 decimals | 29.50 |
| Redox (ORP) (mV) | 66 |
| orp 2 decimals | 66.00 |
| parameters | -10:23\|DTW:148.8\|pH: 6.91\|SpCND: 1150\|TRB: 3.16\|DO: 6.11\|T: 29.5\|ORP: 66 |
| Stabilization Calculation | pH: ; SpCND: ; TRB: ; DO: ; T: ; ORP: ; Time Elapsed: 23 min<br>All Parameters Stable -- Okay to sample |
| Color | Clear |
| Notable Odors | No Odor |

Well is considered stabilized and ready for sample collection when the following is met for three consecutive readings collected at 3 to 5 minute intervals: -turbidity remains within 10% (or if three consecutive values are <5NTU) -specific conductance and temp remain within 3% -ORP within + or - 10 mV -DO within 10% (or if three consecutive values are <0.5 mg/L) -pH within 0.1 unit

| | |
|---|---|
| Purge End Time (Before Sample Collection) | 10:24 |
| Theoretical Total Volume Purged | 6.9 |
| Total Purged | 7 |
| Well Volumes Purged | 0.04 |
| Did well go dry? | No |

## Well Dry

In order to view and enter sampling information below, you must measure DTW upon return and enter it in the field above.

## Sample Information

| | |
|---|---|
| Type of Equipment Used - Sample | Submersible Pump |
| Enter Inspection Data | No |

## Flow Measurements

## Flow Meter

| | |
|---|---|
| Type of Meter | Hach FH950 |

## Area Velocity

| | |
|---|---|
| Area Velocity Total Flow Per Minute qtot | 0 |
| Area Velocity Total Flow Rate qtot | 0 |

## Volumetric

| | |
|---|---|
| Average Total Flow Rate qtot | 0 |

## Visual Estimate

| | |
|---|---|
| Visual Estimate Total Flow Rate qtot | 0 |

## Mid-Section

| | |
|---|---|
| Mid-Section Total Flow Rate qtot | 0 |
| Mid-Section Total Flow Per Second qtot | 0 |
| Mid-Section Total Flow Per Minute qtot | 0 |
| Update Mid-Section Values | N/A |

## Close Out

| | |
|---|---|
| Scope of Work Status | In Progress |
| General Comments | Fe 0.06 Mn 1.5 sulfite 0.64-1.28 |

## Kinder Morgan, MW-21, 2024-05-21

| | |
|---|---|
| Project | Kinder Morgan_Silvercroft_E2E |
| Created | 2024-05-21 07:54:01 MST by Sascha Arnold |
| Updated | 2024-05-21 09:23:49 MST by Sascha Arnold |
| Location | 32.26045925, -111.01296422 |
| Status | In Progress |

Please refer to the relevant TGI documents contained in the "Reference Files" of this app for additional instruction.

## Index

| | |
|---|---|
| Was Duplicated | 0 |
| Planned Latitude | 32.2604592500 |
| Planned_Longitude | -111.0129642200 |
| Facility ID | 521 |
| Area ID | 1588 |
| Asset ID | 37724 |
| Work Order ID | 1298 |
| Work Order Activity Detail ID | 69742 |
| Well or SW Asset | Well |
| Asset Subtype | Monitoring |

## General Information

| | |
|---|---|
| Select Project | Kinder Morgan, Silvercroft, Default Site |
| Client | Kinder Morgan |
| Facility Name | Silvercroft |
| Project Number | 30198741 |
| Area Name | Default Site |
| Location | W Silverbell Tree Dr. / N Silver Island Way, Tucson, AZ |
| Date | 2024-05-21 |
| Field Personnel | Sascha Arnold |
| NOTES AND DIRECTIONS | Also collect ferrous iron and sulfite in the field immediately after sample collection utilizing a Hach® DR820 spectrometer and a Hach® SU-5 Sulfite Test Kit |

## Scope of Work

| | |
|---|---|
| Location Type | Planned |
| Select Asset | MW-21 |
| Asset Name | MW-21 |
| Scope of Work | Q2 2024 GW Sampling, 2024-05-13, Groundwater Monitoring |
| Length Units | Metric |
| Volume Units | Metric |
| Work to be Performed at Location | Groundwater Sampling and Water Level Measurement |

Work to be Performed at Location: Gauging Only - well is to be gauged for potentiometric surface and not sampled as part of scope of work Gauging and GW Sampling - Well is gauged and sampled in the same record. Surface Water Sampling - Location is a surface water monitoring location Well Inspection Only - well is not gauged or sampled, only inspected

## Location Info

| | |
|---|---|
| Coordinate Source | Planned |

## Weather Conditions

| | |
|---|---|
| Fetch Weather | N/A |
| Weather | Hot |

## Well Details

| | |
|---|---|
| Detail Correction Required | No |
| Top of Screen (ft bgs) | 130.00 |
| Bottom of Screen (ft bgs) | 170.00 |
| Casing Diameter (in) | 4.00 |
| Well Casing Material | PVC |
| Measuring Point (mp) Description | |
| Constructed Total Depth (ft bgs) | 170.00 |
| Enter Gauging Data | Yes |

## Water Elevation Details

| | |
|---|---|
| Gauging Equipment | Interface Probe |
| Gauging Date | 2024-04-30 |
| Gauging Time | 07:55 |

## Well Head Gas Reading

| | |
|---|---|
| Select Screening Parameters | None |
| Is water present? | Yes |
| Static Water Level | 146.88 |
| DTW QC Check | N/A |
| Product Present | No |
| Total Depth Recorded | No |
| Reason Total Depth Not Recorded | Nm |
| TD QC Check | TD is >3 ft from constructed measurement. Check in with PM/TM |
| Water Column | 23.12 |
| Volume in Well | 187.44 |
| Sheen? | No |
| Odor? | No |
| Enter Evacuation Data | Yes |

## Evacuation Details

| | |
|---|---|
| Evacuation date | 2024-05-21 |
| Purge Method | Low Flow |

## No-Purge

| | |
|---|---|
| Type of No-Purge Equipment Used | |

## Retrieval Details

If anything has changed since deployment, please note these changes in the general comment section at the end of the form.

| | |
|---|---|
| Total Time Deployed (days) | Please enter all deployment and retrieval dates and times to calculate elapsed time. |

## Purge

| | |
|---|---|
| Type of Equipment Used - Purge | Submersible Pump |

| | |
|---|---|
| Purge Start Time | 09:02 |
| Enter Water Quality Parameters | Yes |

## Water Quality Parameters

| | |
|---|---|
| Water Quality Meter Make/Model | YSI 556 |
| Select the Parameters you want to measure below. | |
| Select Measured Parameters | pH, Specific Conductivity, Turbidity (NTU), Dissolved Oxygen (DO) (mg/L), Temperature (°C), Redox (ORP) (mV) |

## -09:02|DTW:146.88|pH: 6.9|SpCND: 819|TRB: 3.22|DO: 12|T: 26.71|ORP: 144

## Calculation Specific Fields

| | |
|---|---|
| Total Vol Purged L Only | 0 |
| Flow Rate L/min Only | 0.3 |
| Site ID, Well ID | Default Site, MW-21 |
| Reading Time | 09:02 |
| Minutes Elapsed between readings | 0 |
| Total Elapsed Minutes (during parameter readings) | 0 |
| Total Elapsed Minutes from Purge Start Time | 0 |

## Purge and Flow

| | |
|---|---|
| Flow Rate Units | mL/min |
| Flow Rate | 300 |
| Depth to Water | 146.88 |
| Theoretical Total Volume Purged | 0.0 |
| Total Volume Purged Units | L |
| Total Volume Purged | 0 |

## Parameters

| | |
|---|---|
| pH | 6.9 |
| pH 2 decimals | 6.90 |
| Specific Conductivity Units | µS/cm$^{c}$ |
| Specific Conductivity | 819 |
| spec cond sig figs | 819.000 |
| Turbidity (NTU) | 3.22 |
| Turbidity reading outside range of meter? | No |
| turbidity sig figs | 3.2 |
| Dissolved Oxygen (DO) (mg/L) | 12 |
| DO 2 decimals | 12.00 |
| Temperature (°C) | 26.71 |
| temp 2 decimals | 26.71 |
| Redox (ORP) (mV) | 144 |
| orp 2 decimals | 144.00 |
| parameters | -09:02\|DTW:146.88\|pH: 6.9\|SpCND: 819\|TRB: 3.22\|DO: 12\|T: 26.71\|ORP: 144 |
| Stabilization Calculation | 1/3 Measurement intervals before stability can be calculated |
| Color | Clear |

| | |
|---|---|
| Notable Odors | No Odor |

Well is considered stabilized and ready for sample collection when the following is met for three consecutive readings collected at 3 to 5 minute intervals: -turbidity remains within 10% (or if three consecutive values are <5NTU) -specific conductance and temp remain within 3% -ORP within + or - 10 mV -DO within 10% (or if three consecutive values are <0.5 mg/L) -pH within 0.1 unit

## -09:08|DTW:146.88|pH: 7.06|SpCND: 836|TRB: 3.09|DO: 12.4|T: 27.23|ORP: 133

### Calculation Specific Fields

| | |
|---|---|
| Total Vol Purged L Only | 1.8 |
| Flow Rate L/min Only | 0.3 |
| Site ID, Well ID | Default Site, MW-21 |
| Reading Time | 09:08 |
| Minutes Elapsed between readings | 6 |
| Total Elapsed Minutes (during parameter readings) | 6 |
| Total Elapsed Minutes from Purge Start Time | 6 |

### Purge and Flow

| | |
|---|---|
| Flow Rate Units | mL/min |
| Flow Rate | 300 |
| Depth to Water | 146.88 |
| Theoretical Total Volume Purged | 1.8 |
| Total Volume Purged Units | L |
| Total Volume Purged | 1.8 |

### Parameters

| | |
|---|---|
| pH | 7.06 |
| pH 2 decimals | 7.06 |
| Specific Conductivity Units | µS/cm$^{c}$ |
| Specific Conductivity | 836 |
| spec cond sig figs | 836.000 |
| Turbidity (NTU) | 3.09 |
| Turbidity reading outside range of meter? | No |
| turbidity sig figs | 3.1 |
| Dissolved Oxygen (DO) (mg/L) | 12.4 |
| DO 2 decimals | 12.40 |
| Temperature (°C) | 27.23 |
| temp 2 decimals | 27.23 |
| Redox (ORP) (mV) | 133 |
| orp 2 decimals | 133.00 |
| parameters | -09:08\|DTW:146.88\|pH: 7.06\|SpCND: 836\|TRB: 3.09\|DO: 12.4\|T: 27.23\|ORP: 133 |
| Stabilization Calculation | 2/3 Measurement intervals before stability can be calculated |
| Color | Clear |
| Notable Odors | No Odor |

Well is considered stabilized and ready for sample collection when the following is met for three consecutive readings collected at 3 to 5 minute intervals: -turbidity remains within 10% (or if three consecutive values are <5NTU) -specific conductance and temp remain within 3% -ORP within + or - 10 mV -DO within 10% (or if three consecutive values are <0.5 mg/L) -pH within 0.1 unit

## -09:15|DTW:146.88|pH: 7.07|SpCND: 838|TRB: 3.07|DO: 12.5|T: 27.4|ORP: 134

### Calculation Specific Fields

| | |
|---|---|
| Total Vol Purged L Only | 4 |
| Flow Rate L/min Only | 0.3 |
| Site ID, Well ID | Default Site, MW-21 |
| Reading Time | 09:15 |
| Minutes Elapsed between readings | 7 |
| Total Elapsed Minutes (during parameter readings) | 13 |
| Total Elapsed Minutes from Purge Start Time | 13 |

### Purge and Flow

| | |
|---|---|
| Flow Rate Units | mL/min |
| Flow Rate | 300 |
| Depth to Water | 146.88 |
| Theoretical Total Volume Purged | 3.9 |
| Total Volume Purged Units | L |
| Total Volume Purged | 4 |

### Parameters

| | |
|---|---|
| pH | 7.07 |
| pH 2 decimals | 7.07 |
| Specific Conductivity Units | µS/cm[c] |
| Specific Conductivity | 838 |
| spec cond sig figs | 838.000 |
| Turbidity (NTU) | 3.07 |
| Turbidity reading outside range of meter? | No |
| turbidity sig figs | 3.1 |
| Dissolved Oxygen (DO) (mg/L) | 12.5 |
| DO 2 decimals | 12.50 |
| Temperature (°C) | 27.4 |
| temp 2 decimals | 27.40 |
| Redox (ORP) (mV) | 134 |
| orp 2 decimals | 134.00 |
| parameters | -09:15\|DTW:146.88\|pH: 7.07\|SpCND: 838\|TRB: 3.07\|DO: 12.5\|T: 27.4\|ORP: 134 |
| Stabilization Calculation | pH: ; SpCND: ; TRB: ; DO: ; T: ; ORP: ; Time Elapsed: 13 min<br>Parameters unstable -- Do not sample |
| Color | Clear |
| Notable Odors | No Odor |

Well is considered stabilized and ready for sample collection when the following is met for three consecutive readings collected at 3 to 5 minute intervals: -turbidity remains within 10% (or if three consecutive values are <5NTU) -specific conductance and temp remain within 3% -ORP within + or - 10 mV -DO within 10% (or if three consecutive values are <0.5 mg/L) -pH within 0.1 unit

## -09:23|DTW:146.88|pH: 7.08|SpCND: 840|TRB: 3.07|DO: 12.3|T: 27.95|ORP: 126

### Calculation Specific Fields

| | |
|---|---|
| Total Vol Purged L Only | 6.5 |

| | |
|---|---|
| Flow Rate L/min Only | 0.3 |
| Site ID, Well ID | Default Site, MW-21 |
| Reading Time | 09:23 |
| Minutes Elapsed between readings | 8 |
| Total Elapsed Minutes (during parameter readings) | 21 |
| Total Elapsed Minutes from Purge Start Time | 21 |

## Purge and Flow

| | |
|---|---|
| Flow Rate Units | mL/min |
| Flow Rate | 300 |
| Depth to Water | 146.88 |
| Theoretical Total Volume Purged | 6.3 |
| Total Volume Purged Units | L |
| Total Volume Purged | 6.5 |

## Parameters

| | |
|---|---|
| pH | 7.08 |
| pH 2 decimals | 7.08 |
| Specific Conductivity Units | µS/cm$^{c}$ |
| Specific Conductivity | 840 |
| spec cond sig figs | 840.000 |
| Turbidity (NTU) | 3.07 |
| Turbidity reading outside range of meter? | No |
| turbidity sig figs | 3.1 |
| Dissolved Oxygen (DO) (mg/L) | 12.3 |
| DO 2 decimals | 12.30 |
| Temperature (°C) | 27.95 |
| temp 2 decimals | 27.95 |
| Redox (ORP) (mV) | 126 |
| orp 2 decimals | 126.00 |
| parameters | -09:23\|DTW:146.88\|pH: 7.08\|SpCND: 840\|TRB: 3.07\|DO: 12.3\|T: 27.95\|ORP: 126 |
| Stabilization Calculation | pH: ; SpCND: ; TRB: ; DO: ; T: ; ORP: ; Time Elapsed: 21 min<br>All Parameters Stable -- Okay to sample |
| Color | Clear |
| Notable Odors | No Odor |

Well is considered stabilized and ready for sample collection when the following is met for three consecutive readings collected at 3 to 5 minute intervals: -turbidity remains within 10% (or if three consecutive values are <5NTU) -specific conductance and temp remain within 3% -ORP within + or - 10 mV -DO within 10% (or if three consecutive values are <0.5 mg/L) -pH within 0.1 unit

| | |
|---|---|
| Purge End Time (Before Sample Collection) | 09:24 |
| Theoretical Total Volume Purged | 6.3 |
| Total Purged | 6.5 |
| Well Volumes Purged | 0.03 |
| Did well go dry? | No |

## Well Dry

In order to view and enter sampling information below, you must measure DTW upon return and enter it in the field above.

## Sample Information

| | |
|---|---|
| Type of Equipment Used - Sample | Submersible Pump |
| Enter Inspection Data | No |

## Flow Measurements

## Flow Meter

| | |
|---|---|
| Type of Meter | Hach FH950 |

## Area Velocity

| | |
|---|---|
| Area Velocity Total Flow Per Minute qtot | 0 |
| Area Velocity Total Flow Rate qtot | 0 |

## Volumetric

| | |
|---|---|
| Average Total Flow Rate qtot | 0 |

## Visual Estimate

| | |
|---|---|
| Visual Estimate Total Flow Rate qtot | 0 |

## Mid-Section

| | |
|---|---|
| Mid-Section Total Flow Rate qtot | 0 |
| Mid-Section Total Flow Per Second qtot | 0 |
| Mid-Section Total Flow Per Minute qtot | 0 |
| Update Mid-Section Values | N/A |

## Close Out

| | |
|---|---|
| Scope of Work Status | In Progress |
| General Comments | Fe 0.02 Mn 1.8 sulfite 0.64-1.28 |

## Kinder Morgan, MW-22, 2024-05-16

| | |
|---|---|
| Project | Kinder Morgan_Silvercroft_E2E |
| Created | 2024-05-16 08:20:26 MST by Sascha Arnold |
| Updated | 2024-05-16 08:58:05 MST by Sascha Arnold |
| Location | 32.25974521, -111.01293804 |
| Status | In Progress |

Please refer to the relevant TGI documents contained in the "Reference Files" of this app for additional instruction.

## Index

| | |
|---|---|
| Was Duplicated | 0 |
| Planned Latitude | 32.2597452100 |
| Planned_Longitude | -111.0129380400 |
| Facility ID | 521 |
| Area ID | 1588 |
| Asset ID | 37725 |
| Work Order ID | 1298 |
| Work Order Activity Detail ID | 69743 |
| Well or SW Asset | Well |
| Asset Subtype | Monitoring |

## General Information

| | |
|---|---|
| Select Project | Kinder Morgan, Silvercroft, Default Site |
| Client | Kinder Morgan |
| Facility Name | Silvercroft |
| Project Number | 30198741 |
| Area Name | Default Site |
| Location | W Silverbell Tree Dr. / N Silver Island Way, Tucson, AZ |
| Date | 2024-05-16 |
| Field Personnel | Sascha Arnold |
| NOTES AND DIRECTIONS | Also collect ferrous iron and sulfite in the field immediately after sample collection utilizing a Hach® DR820 spectrometer and a Hach® SU-5 Sulfite Test Kit |

## Scope of Work

| | |
|---|---|
| Location Type | Planned |
| Select Asset | MW-22 |
| Asset Name | MW-22 |
| Scope of Work | Q2 2024 GW Sampling, 2024-05-13, Groundwater Monitoring |
| Length Units | Metric |
| Volume Units | Metric |
| Work to be Performed at Location | Groundwater Sampling and Water Level Measurement |

Work to be Performed at Location: Gauging Only - well is to be gauged for potentiometric surface and not sampled as part of scope of work Gauging and GW Sampling - Well is gauged and sampled in the same record. Surface Water Sampling - Location is a surface water monitoring location Well Inspection Only - well is not gauged or sampled, only inspected

## Location Info

| | |
|---|---|
| Coordinate Source | Planned |

## Weather Conditions

| | |
|---|---|
| Fetch Weather | N/A |
| Weather | Hot |

## Well Details

| | |
|---|---|
| Detail Correction Required | No |
| Top of Screen (ft bgs) | 130.00 |
| Bottom of Screen (ft bgs) | 170.00 |
| Casing Diameter (in) | 4.00 |
| Well Casing Material | PVC |
| Measuring Point (mp) Description | Top of Outer Casing |
| Constructed Total Depth (ft bgs) | 170.00 |
| Enter Gauging Data | Yes |

## Water Elevation Details

| | |
|---|---|
| Gauging Equipment | Interface Probe |
| Gauging Date | 2024-04-30 |
| Gauging Time | 08:31 |

## Well Head Gas Reading

| | |
|---|---|
| Select Screening Parameters | None |
| Is water present? | Yes |
| Static Water Level | 146.88 |
| DTW QC Check | N/A |
| Product Present | No |
| Total Depth Recorded | No |
| Reason Total Depth Not Recorded | Nm |
| TD QC Check | TD is >3 ft from constructed measurement. Check in with PM/TM |
| Water Column | 23.12 |
| Volume in Well | 187.44 |
| Sheen? | No |
| Odor? | No |
| Enter Evacuation Data | Yes |

## Evacuation Details

| | |
|---|---|
| Evacuation date | 2024-05-16 |
| Purge Method | Low Flow |

## No-Purge

| | |
|---|---|
| Type of No-Purge Equipment Used | |

## Retrieval Details

If anything has changed since deployment, please note these changes in the general comment section at the end of the form.

| | |
|---|---|
| Total Time Deployed (days) | Please enter all deployment and retrieval dates and times to calculate elapsed time. |

## Purge

| | |
|---|---|
| Type of Equipment Used - Purge | Submersible Pump |

| | |
|---|---|
| Purge Start Time | 08:31 |
| Enter Water Quality Parameters | Yes |

## Water Quality Parameters

| | |
|---|---|
| Water Quality Meter Make/Model | YSI 556 |
| Select the Parameters you want to measure below. | |
| Select Measured Parameters | pH, Specific Conductivity, Turbidity (NTU), Dissolved Oxygen (DO) (mg/L), Temperature (°C), Redox (ORP) (mV) |

## -08:31|DTW:146.88|pH: 6.85|SpCND: 986|TRB: 2.77|DO: 12.33|T: 26.42|ORP: 103

## Calculation Specific Fields

| | |
|---|---|
| Total Vol Purged L Only | 0 |
| Flow Rate L/min Only | 0.3 |
| Site ID, Well ID | Default Site, MW-22 |
| Reading Time | 08:31 |
| Minutes Elapsed between readings | 0 |
| Total Elapsed Minutes (during parameter readings) | 0 |
| Total Elapsed Minutes from Purge Start Time | 0 |

## Purge and Flow

| | |
|---|---|
| Flow Rate Units | mL/min |
| Flow Rate | 300 |
| Depth to Water | 146.88 |
| Theoretical Total Volume Purged | 0.0 |
| Total Volume Purged Units | L |
| Total Volume Purged | 0 |

## Parameters

| | |
|---|---|
| pH | 6.85 |
| pH 2 decimals | 6.85 |
| Specific Conductivity Units | µS/cm$^{c}$ |
| Specific Conductivity | 986 |
| spec cond sig figs | 986.000 |
| Turbidity (NTU) | 2.77 |
| Turbidity reading outside range of meter? | No |
| turbidity sig figs | 2.8 |
| Dissolved Oxygen (DO) (mg/L) | 12.33 |
| DO 2 decimals | 12.33 |
| Temperature (°C) | 26.42 |
| temp 2 decimals | 26.42 |
| Redox (ORP) (mV) | 103 |
| orp 2 decimals | 103.00 |
| parameters | -08:31\|DTW:146.88\|pH: 6.85\|SpCND: 986\|TRB: 2.77\|DO: 12.33\|T: 26.42\|ORP: 103 |
| Stabilization Calculation | 1/3 Measurement intervals before stability can be calculated |
| Color | Clear |

| | |
|---|---|
| Notable Odors | No Odor |

Well is considered stabilized and ready for sample collection when the following is met for three consecutive readings collected at 3 to 5 minute intervals: -turbidity remains within 10% (or if three consecutive values are <5NTU) -specific conductance and temp remain within 3% -ORP within + or - 10 mV -DO within 10% (or if three consecutive values are <0.5 mg/L) -pH within 0.1 unit

## -08:36|DTW:146.88|pH: 6.88|SpCND: 1000|TRB: 2.69|DO: 12.1|T: 26.39|ORP: 88

### Calculation Specific Fields

| | |
|---|---|
| Total Vol Purged L Only | 1.5 |
| Flow Rate L/min Only | 0.3 |
| Site ID, Well ID | Default Site, MW-22 |
| Reading Time | 08:36 |
| Minutes Elapsed between readings | 5 |
| Total Elapsed Minutes (during parameter readings) | 5 |
| Total Elapsed Minutes from Purge Start Time | 5 |

### Purge and Flow

| | |
|---|---|
| Flow Rate Units | mL/min |
| Flow Rate | 300 |
| Depth to Water | 146.88 |
| Theoretical Total Volume Purged | 1.5 |
| Total Volume Purged Units | L |
| Total Volume Purged | 1.5 |

### Parameters

| | |
|---|---|
| pH | 6.88 |
| pH 2 decimals | 6.88 |
| Specific Conductivity Units | µS/cm[c] |
| Specific Conductivity | 1000 |
| spec cond sig figs | 1,000.0000 |
| Turbidity (NTU) | 2.69 |
| Turbidity reading outside range of meter? | No |
| turbidity sig figs | 2.7 |
| Dissolved Oxygen (DO) (mg/L) | 12.1 |
| DO 2 decimals | 12.10 |
| Temperature (°C) | 26.39 |
| temp 2 decimals | 26.39 |
| Redox (ORP) (mV) | 88 |
| orp 2 decimals | 88.00 |
| parameters | -08:36\|DTW:146.88\|pH: 6.88\|SpCND: 1000\|TRB: 2.69\|DO: 12.1\|T: 26.39\|ORP: 88 |
| Stabilization Calculation | 2/3 Measurement intervals before stability can be calculated |
| Color | Clear |
| Notable Odors | No Odor |

Well is considered stabilized and ready for sample collection when the following is met for three consecutive readings collected at 3 to 5 minute intervals: -turbidity remains within 10% (or if three consecutive values are <5NTU) -specific conductance and temp remain within 3% -ORP within + or - 10 mV -DO within 10% (or if three consecutive values are <0.5 mg/L) -pH within 0.1 unit

## -08:40|DTW:146.88|pH: 6.94|SpCND: 997|TRB: 2.88|DO: 8.87|T: 27|ORP: 78

### Calculation Specific Fields

| | |
|---|---|
| Total Vol Purged L Only | 2.7 |
| Flow Rate L/min Only | 0.3 |
| Site ID, Well ID | Default Site, MW-22 |
| Reading Time | 08:40 |
| Minutes Elapsed between readings | 4 |
| Total Elapsed Minutes (during parameter readings) | 9 |
| Total Elapsed Minutes from Purge Start Time | 9 |

### Purge and Flow

| | |
|---|---|
| Flow Rate Units | mL/min |
| Flow Rate | 300 |
| Depth to Water | 146.88 |
| Theoretical Total Volume Purged | 2.7 |
| Total Volume Purged Units | L |
| Total Volume Purged | 2.7 |

### Parameters

| | |
|---|---|
| pH | 6.94 |
| pH 2 decimals | 6.94 |
| Specific Conductivity Units | µS/cm[c] |
| Specific Conductivity | 997 |
| spec cond sig figs | 997.000 |
| Turbidity (NTU) | 2.88 |
| Turbidity reading outside range of meter? | No |
| turbidity sig figs | 2.9 |
| Dissolved Oxygen (DO) (mg/L) | 8.87 |
| DO 2 decimals | 8.87 |
| Temperature (°C) | 27 |
| temp 2 decimals | 27.00 |
| Redox (ORP) (mV) | 78 |
| orp 2 decimals | 78.00 |
| parameters | -08:40\|DTW:146.88\|pH: 6.94\|SpCND: 997\|TRB: 2.88\|DO: 8.87\|T: 27\|ORP: 78 |
| Stabilization Calculation | pH: ; SpCND: ; TRB: ; DO: ; T: ; ORP: ; Time Elapsed: 9 min<br>Parameters unstable -- Do not sample |
| Color | Clear |
| Notable Odors | No Odor |

Well is considered stabilized and ready for sample collection when the following is met for three consecutive readings collected at 3 to 5 minute intervals: -turbidity remains within 10% (or if three consecutive values are <5NTU) -specific conductance and temp remain within 3% -ORP within + or - 10 mV -DO within 10% (or if three consecutive values are <0.5 mg/L) -pH within 0.1 unit

## -08:47|DTW:146.88|pH: 7|SpCND: 1003|TRB: 2.77|DO: 7.77|T: 28.22|ORP: 71

### Calculation Specific Fields

| | |
|---|---|
| Total Vol Purged L Only | 4.8 |

| | |
|---|---|
| Flow Rate L/min Only | 0.3 |
| Site ID, Well ID | Default Site, MW-22 |
| Reading Time | 08:47 |
| Minutes Elapsed between readings | 7 |
| Total Elapsed Minutes (during parameter readings) | 16 |
| Total Elapsed Minutes from Purge Start Time | 16 |

## Purge and Flow

| | |
|---|---|
| Flow Rate Units | mL/min |
| Flow Rate | 300 |
| Depth to Water | 146.88 |
| Theoretical Total Volume Purged | 4.8 |
| Total Volume Purged Units | L |
| Total Volume Purged | 4.8 |

## Parameters

| | |
|---|---|
| pH | 7 |
| pH 2 decimals | 7.00 |
| Specific Conductivity Units | µS/cm$^{c}$ |
| Specific Conductivity | 1003 |
| spec cond sig figs | 1,003.0000 |
| Turbidity (NTU) | 2.77 |
| Turbidity reading outside range of meter? | No |
| turbidity sig figs | 2.8 |
| Dissolved Oxygen (DO) (mg/L) | 7.77 |
| DO 2 decimals | 7.77 |
| Temperature (°C) | 28.22 |
| temp 2 decimals | 28.22 |
| Redox (ORP) (mV) | 71 |
| orp 2 decimals | 71.00 |
| parameters | -08:47\|DTW:146.88\|pH: 7\|SpCND: 1003\|TRB: 2.77\|DO: 7.77\|T: 28.22\|ORP: 71 |
| Stabilization Calculation | pH: ; SpCND: ; TRB: ; DO: ; T: ; ORP: ; Time Elapsed: 16 min<br>Parameters unstable -- Do not sample |
| Color | Clear |
| Notable Odors | No Odor |

Well is considered stabilized and ready for sample collection when the following is met for three consecutive readings collected at 3 to 5 minute intervals: -turbidity remains within 10% (or if three consecutive values are <5NTU) -specific conductance and temp remain within 3% -ORP within + or - 10 mV -DO within 10% (or if three consecutive values are <0.5 mg/L) -pH within 0.1 unit

## -08:50|DTW:146.88|pH: 6.99|SpCND: 1005|TRB: 2.77|DO: 7.45|T: 28.84|ORP: 69

## Calculation Specific Fields

| | |
|---|---|
| Total Vol Purged L Only | 5.7 |
| Flow Rate L/min Only | 0.3 |
| Site ID, Well ID | Default Site, MW-22 |
| Reading Time | 08:50 |

| | |
|---|---|
| Minutes Elapsed between readings | 3 |
| Total Elapsed Minutes (during parameter readings) | 19 |
| Total Elapsed Minutes from Purge Start Time | 19 |

## Purge and Flow

| | |
|---|---|
| Flow Rate Units | mL/min |
| Flow Rate | 300 |
| Depth to Water | 146.88 |
| Theoretical Total Volume Purged | 5.7 |
| Total Volume Purged Units | L |
| Total Volume Purged | 5.7 |

## Parameters

| | |
|---|---|
| pH | 6.99 |
| pH 2 decimals | 6.99 |
| Specific Conductivity Units | µS/cm[c] |
| Specific Conductivity | 1005 |
| spec cond sig figs | 1,005.0000 |
| Turbidity (NTU) | 2.77 |
| Turbidity reading outside range of meter? | No |
| turbidity sig figs | 2.8 |
| Dissolved Oxygen (DO) (mg/L) | 7.45 |
| DO 2 decimals | 7.45 |
| Temperature (°C) | 28.84 |
| temp 2 decimals | 28.84 |
| Redox (ORP) (mV) | 69 |
| orp 2 decimals | 69.00 |
| parameters | -08:50\|DTW:146.88\|pH: 6.99\|SpCND: 1005\|TRB: 2.77\|DO: 7.45\|T: 28.84\|ORP: 69 |
| Stabilization Calculation | pH: ; SpCND: ; TRB: ; DO: ; T: ; ORP: ; Time Elapsed: 19 min<br>Parameters unstable -- Do not sample |
| Color | Clear |
| Notable Odors | No Odor |

Well is considered stabilized and ready for sample collection when the following is met for three consecutive readings collected at 3 to 5 minute intervals: -turbidity remains within 10% (or if three consecutive values are <5NTU) -specific conductance and temp remain within 3% -ORP within + or - 10 mV -DO within 10% (or if three consecutive values are <0.5 mg/L) -pH within 0.1 unit

## -08:54|DTW:146.88|pH: 6.91|SpCND: 1009|TRB: 2.85|DO: 7.11|T: 28.75|ORP: 66

## Calculation Specific Fields

| | |
|---|---|
| Total Vol Purged L Only | 7 |
| Flow Rate L/min Only | 0.3 |
| Site ID, Well ID | Default Site, MW-22 |
| Reading Time | 08:54 |
| Minutes Elapsed between readings | 4 |
| Total Elapsed Minutes (during parameter readings) | 23 |
| Total Elapsed Minutes from Purge Start Time | 23 |

## Purge and Flow

| | |
|---|---|
| Flow Rate Units | mL/min |
| Flow Rate | 300 |
| Depth to Water | 146.88 |
| Theoretical Total Volume Purged | 6.9 |
| Total Volume Purged Units | L |
| Total Volume Purged | 7 |

## Parameters

| | |
|---|---|
| pH | 6.91 |
| pH 2 decimals | 6.91 |
| Specific Conductivity Units | µS/cm$^{c}$ |
| Specific Conductivity | 1009 |
| spec cond sig figs | 1,009.0000 |
| Turbidity (NTU) | 2.85 |
| Turbidity reading outside range of meter? | No |
| turbidity sig figs | 2.9 |
| Dissolved Oxygen (DO) (mg/L) | 7.11 |
| DO 2 decimals | 7.11 |
| Temperature (°C) | 28.75 |
| temp 2 decimals | 28.75 |
| Redox (ORP) (mV) | 66 |
| orp 2 decimals | 66.00 |
| parameters | -08:54\|DTW:146.88\|pH: 6.91\|SpCND: 1009\|TRB: 2.85\|DO: 7.11\|T: 28.75\|ORP: 66 |
| Stabilization Calculation | pH: ; SpCND: ; TRB: ; DO: ; T: ; ORP: ; Time Elapsed: 23 min<br>All Parameters Stable -- Okay to sample |
| Color | Clear |
| Notable Odors | No Odor |

Well is considered stabilized and ready for sample collection when the following is met for three consecutive readings collected at 3 to 5 minute intervals: -turbidity remains within 10% (or if three consecutive values are <5NTU) -specific conductance and temp remain within 3% -ORP within + or - 10 mV -DO within 10% (or if three consecutive values are <0.5 mg/L) -pH within 0.1 unit

| | |
|---|---|
| Purge End Time (Before Sample Collection) | 08:57 |
| Theoretical Total Volume Purged | 6.9 |
| Total Purged | 7 |
| Well Volumes Purged | 0.04 |
| Did well go dry? | No |

## Well Dry

In order to view and enter sampling information below, you must measure DTW upon return and enter it in the field above.

## Sample Information

| | |
|---|---|
| Type of Equipment Used - Sample | Submersible Pump |
| Enter Inspection Data | No |

## Flow Measurements

## Flow Meter

| | |
|---|---|
| Type of Meter | Hach FH950 |

## Area Velocity

| | |
|---|---|
| Area Velocity Total Flow Per Minute qtot | 0 |
| Area Velocity Total Flow Rate qtot | 0 |

## Volumetric

| | |
|---|---|
| Average Total Flow Rate qtot | 0 |

## Visual Estimate

| | |
|---|---|
| Visual Estimate Total Flow Rate qtot | 0 |

## Mid-Section

| | |
|---|---|
| Mid-Section Total Flow Rate qtot | 0 |
| Mid-Section Total Flow Per Second qtot | 0 |
| Mid-Section Total Flow Per Minute qtot | 0 |
| Update Mid-Section Values | N/A |

## Close Out

| | |
|---|---|
| Scope of Work Status | In Progress |
| General Comments | Fe 0.02 Mn 1.3 sulfite 0.64-1.28 |

## Kinder Morgan, MW-24, 2024-05-20

| | |
|---|---|
| Project | Kinder Morgan_Silvercroft_E2E |
| Created | 2024-05-20 11:59:33 MST by Sascha Arnold |
| Updated | 2024-05-20 12:20:15 MST by Sascha Arnold |
| Location | 32.26148153, -111.01232051 |
| Status | In Progress |

Please refer to the relevant TGI documents contained in the "Reference Files" of this app for additional instruction.

## Index

| | |
|---|---|
| Was Duplicated | 0 |
| Planned Latitude | 32.2614815300 |
| Planned_Longitude | -111.0123205100 |
| Facility ID | 521 |
| Area ID | 1588 |
| Asset ID | 37727 |
| Work Order ID | 1298 |
| Work Order Activity Detail ID | 69744 |
| Well or SW Asset | Well |
| Asset Subtype | Monitoring |

## General Information

| | |
|---|---|
| Select Project | Kinder Morgan, Silvercroft, Default Site |
| Client | Kinder Morgan |
| Facility Name | Silvercroft |
| Project Number | 30198741 |
| Area Name | Default Site |
| Location | W Silverbell Tree Dr. / N Silver Island Way, Tucson, AZ |
| Date | 2024-05-20 |
| Field Personnel | Sascha Arnold |
| NOTES AND DIRECTIONS | Also collect ferrous iron and sulfite in the field immediately after sample collection utilizing a Hach® DR820 spectrometer and a Hach® SU-5 Sulfite Test Kit |

## Scope of Work

| | |
|---|---|
| Location Type | Planned |
| Select Asset | MW-24 |
| Asset Name | MW-24 |
| Scope of Work | Q2 2024 GW Sampling, 2024-05-13, Groundwater Monitoring |
| Length Units | Metric |
| Volume Units | Metric |
| Work to be Performed at Location | Groundwater Sampling and Water Level Measurement |

Work to be Performed at Location: Gauging Only - well is to be gauged for potentiometric surface and not sampled as part of scope of work Gauging and GW Sampling - Well is gauged and sampled in the same record. Surface Water Sampling - Location is a surface water monitoring location Well Inspection Only - well is not gauged or sampled, only inspected

## Location Info

| | |
|---|---|
| Coordinate Source | Planned |

## Weather Conditions

| | |
|---|---|
| Fetch Weather | N/A |
| Weather | Warm |

## Well Details

| | |
|---|---|
| Detail Correction Required | No |
| Top of Screen (ft bgs) | 130.00 |
| Bottom of Screen (ft bgs) | 170.00 |
| Casing Diameter (in) | 4.00 |
| Well Casing Material | PVC |
| Measuring Point (mp) Description | Top of Outer Casing |
| Constructed Total Depth (ft bgs) | 170.00 |
| Enter Gauging Data | Yes |

## Water Elevation Details

| | |
|---|---|
| Gauging Equipment | Interface Probe |
| Gauging Date | 2024-04-30 |
| Gauging Time | 12:00 |

## Well Head Gas Reading

| | |
|---|---|
| Select Screening Parameters | None |
| Is water present? | Yes |
| Static Water Level | 146.07 |
| DTW QC Check | N/A |
| Product Present | No |
| Total Depth Recorded | No |
| Reason Total Depth Not Recorded | Nm |
| TD QC Check | TD is >3 ft from constructed measurement. Check in with PM/TM |
| Water Column | 23.93 |
| Volume in Well | 194.01 |
| Sheen? | No |
| Odor? | No |
| Enter Evacuation Data | Yes |

## Evacuation Details

| | |
|---|---|
| Evacuation date | 2024-05-20 |
| Purge Method | Low Flow |

## No-Purge

| | |
|---|---|
| Type of No-Purge Equipment Used | |

## Retrieval Details

If anything has changed since deployment, please note these changes in the general comment section at the end of the form.

| | |
|---|---|
| Total Time Deployed (days) | Please enter all deployment and retrieval dates and times to calculate elapsed time. |

## Purge

| | |
|---|---|
| Type of Equipment Used - Purge | Submersible Pump |

| | |
|---|---|
| Purge Start Time | 12:01 |
| Enter Water Quality Parameters | Yes |

## Water Quality Parameters

| | |
|---|---|
| Water Quality Meter Make/Model | YSI 556 |
| Select the Parameters you want to measure below. | |
| Select Measured Parameters | pH, Specific Conductivity, Turbidity (NTU), Dissolved Oxygen (DO) (mg/L), Temperature (°C), Redox (ORP) (mV) |

## -12:01|DTW:146.07|pH: 6.53|SpCND: 1748|TRB: 2.55|DO: 7.83|T: 30.64|ORP: 115

## Calculation Specific Fields

| | |
|---|---|
| Total Vol Purged L Only | 0 |
| Flow Rate L/min Only | 0.3 |
| Site ID, Well ID | Default Site, MW-24 |
| Reading Time | 12:01 |
| Minutes Elapsed between readings | 0 |
| Total Elapsed Minutes (during parameter readings) | 0 |
| Total Elapsed Minutes from Purge Start Time | 0 |

## Purge and Flow

| | |
|---|---|
| Flow Rate Units | mL/min |
| Flow Rate | 300 |
| Depth to Water | 146.07 |
| Theoretical Total Volume Purged | 0.0 |
| Total Volume Purged Units | L |
| Total Volume Purged | 0 |

## Parameters

| | |
|---|---|
| pH | 6.53 |
| pH 2 decimals | 6.53 |
| Specific Conductivity Units | µS/cm$^{c}$ |
| Specific Conductivity | 1748 |
| spec cond sig figs | 1,748.0000 |
| Turbidity (NTU) | 2.55 |
| Turbidity reading outside range of meter? | No |
| turbidity sig figs | 2.5 |
| Dissolved Oxygen (DO) (mg/L) | 7.83 |
| DO 2 decimals | 7.83 |
| Temperature (°C) | 30.64 |
| temp 2 decimals | 30.64 |
| Redox (ORP) (mV) | 115 |
| orp 2 decimals | 115.00 |
| parameters | -12:01\|DTW:146.07\|pH: 6.53\|SpCND: 1748\|TRB: 2.55\|DO: 7.83\|T: 30.64\|ORP: 115 |
| Stabilization Calculation | 1/3 Measurement intervals before stability can be calculated |
| Color | Clear |

| | |
|---|---|
| Notable Odors | No Odor |

Well is considered stabilized and ready for sample collection when the following is met for three consecutive readings collected at 3 to 5 minute intervals: -turbidity remains within 10% (or if three consecutive values are <5NTU) -specific conductance and temp remain within 3% -ORP within + or - 10 mV -DO within 10% (or if three consecutive values are <0.5 mg/L) -pH within 0.1 unit

## -12:06|DTW:146.07|pH: 6.54|SpCND: 1797|TRB: 2.48|DO: 6.03|T: 31.06|ORP: 111

### Calculation Specific Fields

| | |
|---|---|
| Total Vol Purged L Only | 1.5 |
| Flow Rate L/min Only | 0.3 |
| Site ID, Well ID | Default Site, MW-24 |
| Reading Time | 12:06 |
| Minutes Elapsed between readings | 5 |
| Total Elapsed Minutes (during parameter readings) | 5 |
| Total Elapsed Minutes from Purge Start Time | 5 |

### Purge and Flow

| | |
|---|---|
| Flow Rate Units | mL/min |
| Flow Rate | 300 |
| Depth to Water | 146.07 |
| Theoretical Total Volume Purged | 1.5 |
| Total Volume Purged Units | L |
| Total Volume Purged | 1.5 |

### Parameters

| | |
|---|---|
| pH | 6.54 |
| pH 2 decimals | 6.54 |
| Specific Conductivity Units | µS/cm$^{c}$ |
| Specific Conductivity | 1797 |
| spec cond sig figs | 1,797.0000 |
| Turbidity (NTU) | 2.48 |
| Turbidity reading outside range of meter? | No |
| turbidity sig figs | 2.5 |
| Dissolved Oxygen (DO) (mg/L) | 6.03 |
| DO 2 decimals | 6.03 |
| Temperature (°C) | 31.06 |
| temp 2 decimals | 31.06 |
| Redox (ORP) (mV) | 111 |
| orp 2 decimals | 111.00 |
| parameters | -12:06\|DTW:146.07\|pH: 6.54\|SpCND: 1797\|TRB: 2.48\|DO: 6.03\|T: 31.06\|ORP: 111 |
| Stabilization Calculation | 2/3 Measurement intervals before stability can be calculated |
| Color | Clear |
| Notable Odors | No Odor |

Well is considered stabilized and ready for sample collection when the following is met for three consecutive readings collected at 3 to 5 minute intervals: -turbidity remains within 10% (or if three consecutive values are <5NTU) -specific conductance and temp remain within 3% -ORP within + or - 10 mV -DO within 10% (or if three consecutive values are <0.5 mg/L) -pH within 0.1 unit

## □-12:11|DTW:146.07|pH: 6.54|SpCND: 1830|TRB: 2.61|DO: 5.8|T: 31.4|ORP: 111

### Calculation Specific Fields

| | |
|---|---|
| Total Vol Purged L Only | 3 |
| Flow Rate L/min Only | 0.3 |
| Site ID, Well ID | Default Site, MW-24 |
| Reading Time | 12:11 |
| Minutes Elapsed between readings | 5 |
| Total Elapsed Minutes (during parameter readings) | 10 |
| Total Elapsed Minutes from Purge Start Time | 10 |

### Purge and Flow

| | |
|---|---|
| Flow Rate Units | mL/min |
| Flow Rate | 300 |
| Depth to Water | 146.07 |
| Theoretical Total Volume Purged | 3.0 |
| Total Volume Purged Units | L |
| Total Volume Purged | 3 |

### Parameters

| | |
|---|---|
| pH | 6.54 |
| pH 2 decimals | 6.54 |
| Specific Conductivity Units | µS/cm[c] |
| Specific Conductivity | 1830 |
| spec cond sig figs | 1,830.0000 |
| Turbidity (NTU) | 2.61 |
| Turbidity reading outside range of meter? | No |
| turbidity sig figs | 2.6 |
| Dissolved Oxygen (DO) (mg/L) | 5.8 |
| DO 2 decimals | 5.80 |
| Temperature (°C) | 31.4 |
| temp 2 decimals | 31.40 |
| Redox (ORP) (mV) | 111 |
| orp 2 decimals | 111.00 |
| parameters | □-12:11\|DTW:146.07\|pH: 6.54\|SpCND: 1830\|TRB: 2.61\|DO: 5.8\|T: 31.4\|ORP: 111 |
| Stabilization Calculation | pH: □; SpCND: □; TRB: □; DO: □; T: □; ORP: □; Time Elapsed: 10 min<br>Parameters unstable -- Do not sample |
| Color | Clear |
| Notable Odors | No Odor |

Well is considered stabilized and ready for sample collection when the following is met for three consecutive readings collected at 3 to 5 minute intervals: -turbidity remains within 10% (or if three consecutive values are <5NTU) -specific conductance and temp remain within 3% -ORP within + or - 10 mV -DO within 10% (or if three consecutive values are <0.5 mg/L) -pH within 0.1 unit

## □-12:17|DTW:146.07|pH: 6.53|SpCND: 1848|TRB: 2.58|DO: 6.03|T: 31|ORP: 115

### Calculation Specific Fields

| | |
|---|---|
| Total Vol Purged L Only | 5 |

| | |
|---|---|
| Flow Rate L/min Only | 0.3 |
| Site ID, Well ID | Default Site, MW-24 |
| Reading Time | 12:17 |
| Minutes Elapsed between readings | 6 |
| Total Elapsed Minutes (during parameter readings) | 16 |
| Total Elapsed Minutes from Purge Start Time | 16 |

## Purge and Flow

| | |
|---|---|
| Flow Rate Units | mL/min |
| Flow Rate | 300 |
| Depth to Water | 146.07 |
| Theoretical Total Volume Purged | 4.8 |
| Total Volume Purged Units | L |
| Total Volume Purged | 5 |

## Parameters

| | |
|---|---|
| pH | 6.53 |
| pH 2 decimals | 6.53 |
| Specific Conductivity Units | µS/cm[c] |
| Specific Conductivity | 1848 |
| spec cond sig figs | 1,848.0000 |
| Turbidity (NTU) | 2.58 |
| Turbidity reading outside range of meter? | No |
| turbidity sig figs | 2.6 |
| Dissolved Oxygen (DO) (mg/L) | 6.03 |
| DO 2 decimals | 6.03 |
| Temperature (°C) | 31 |
| temp 2 decimals | 31.00 |
| Redox (ORP) (mV) | 115 |
| orp 2 decimals | 115.00 |
| parameters | □-12:17\|DTW:146.07\|pH: 6.53\|SpCND: 1848\|TRB: 2.58\|DO: 6.03\|T: 31\|ORP: 115 |
| Stabilization Calculation | pH: □; SpCND: □; TRB: □; DO: □; T: □; ORP: □; Time Elapsed: 16 min<br>All Parameters Stable -- Okay to sample |
| Color | Clear |
| Notable Odors | No Odor |

Well is considered stabilized and ready for sample collection when the following is met for three consecutive readings collected at 3 to 5 minute intervals: -turbidity remains within 10% (or if three consecutive values are <5NTU) -specific conductance and temp remain within 3% -ORP within + or - 10 mV -DO within 10% (or if three consecutive values are <0.5 mg/L) -pH within 0.1 unit

| | |
|---|---|
| Purge End Time (Before Sample Collection) | 12:22 |
| Theoretical Total Volume Purged | 4.8 |
| Total Purged | 5 |
| Well Volumes Purged | 0.03 |
| Did well go dry? | No |

## Well Dry

In order to view and enter sampling information below, you must measure DTW upon return and enter it in the field above.

## Sample Information

| | |
|---|---|
| Type of Equipment Used - Sample | Submersible Pump |
| Enter Inspection Data | No |

## Flow Measurements

## Flow Meter

| | |
|---|---|
| Type of Meter | Hach FH950 |

## Area Velocity

| | |
|---|---|
| Area Velocity Total Flow Per Minute qtot | 0 |
| Area Velocity Total Flow Rate qtot | 0 |

## Volumetric

| | |
|---|---|
| Average Total Flow Rate qtot | 0 |

## Visual Estimate

| | |
|---|---|
| Visual Estimate Total Flow Rate qtot | 0 |

## Mid-Section

| | |
|---|---|
| Mid-Section Total Flow Rate qtot | 0 |
| Mid-Section Total Flow Per Second qtot | 0 |
| Mid-Section Total Flow Per Minute qtot | 0 |
| Update Mid-Section Values | N/A |

## Close Out

| | |
|---|---|
| Scope of Work Status | In Progress |
| General Comments | Fe 0.6 Mn 2.4 sulfite 0.64-1.28 |

## Kinder Morgan, MW-25, 2024-05-14

| | |
|---|---|
| Project | Kinder Morgan_Silvercroft_E2E |
| Created | 2024-05-14 10:14:25 MST by Sascha Arnold |
| Updated | 2024-05-14 10:31:51 MST by Sascha Arnold |
| Location | 32.26080678, -111.0137688 |
| Status | In Progress |

Please refer to the relevant TGI documents contained in the "Reference Files" of this app for additional instruction.

## Index

| | |
|---|---|
| Was Duplicated | 0 |
| Planned Latitude | 32.2608067800 |
| Planned_Longitude | -111.0137688000 |
| Facility ID | 521 |
| Area ID | 1588 |
| Asset ID | 37728 |
| Work Order ID | 1298 |
| Work Order Activity Detail ID | 69745 |
| Well or SW Asset | Well |
| Asset Subtype | Monitoring |

## General Information

| | |
|---|---|
| Select Project | Kinder Morgan, Silvercroft, Default Site |
| Client | Kinder Morgan |
| Facility Name | Silvercroft |
| Project Number | 30198741 |
| Area Name | Default Site |
| Location | W Silverbell Tree Dr. / N Silver Island Way, Tucson, AZ |
| Date | 2024-05-14 |
| Field Personnel | Sascha Arnold |
| NOTES AND DIRECTIONS | Also collect ferrous iron and sulfite in the field immediately after sample collection utilizing a Hach® DR820 spectrometer and a Hach® SU-5 Sulfite Test Kit |

## Scope of Work

| | |
|---|---|
| Location Type | Planned |
| Select Asset | MW-25 |
| Asset Name | MW-25 |
| Scope of Work | Q2 2024 GW Sampling, 2024-05-13, Groundwater Monitoring |
| Length Units | Metric |
| Volume Units | Metric |
| Work to be Performed at Location | Groundwater Sampling and Water Level Measurement |

Work to be Performed at Location: Gauging Only - well is to be gauged for potentiometric surface and not sampled as part of scope of work Gauging and GW Sampling - Well is gauged and sampled in the same record. Surface Water Sampling - Location is a surface water monitoring location Well Inspection Only - well is not gauged or sampled, only inspected

## Location Info

| | |
|---|---|
| Coordinate Source | Planned |

## Weather Conditions

| | |
|---|---|
| Fetch Weather | N/A |
| Weather | Hot, 90s |

## Well Details

| | |
|---|---|
| Detail Correction Required | No |
| Top of Screen (ft bgs) | 130.00 |
| Bottom of Screen (ft bgs) | 170.00 |
| Casing Diameter (in) | 4.00 |
| Well Casing Material | PVC |
| Measuring Point (mp) Description | Top of Outer Casing |
| Constructed Total Depth (ft bgs) | 170.00 |
| Enter Gauging Data | Yes |

## Water Elevation Details

| | |
|---|---|
| Gauging Equipment | Interface Probe |
| Gauging Date | 2024-04-30 |
| Gauging Time | 10:15 |

## Well Head Gas Reading

| | |
|---|---|
| Select Screening Parameters | None |
| Is water present? | Yes |
| Static Water Level | 148.04 |
| DTW QC Check | N/A |
| Product Present | No |
| Total Depth Recorded | No |
| Reason Total Depth Not Recorded | Nm |
| TD QC Check | TD is >3 ft from constructed measurement. Check in with PM/TM |
| Water Column | 21.96 |
| Volume in Well | 178.04 |
| Sheen? | No |
| Odor? | No |
| Enter Evacuation Data | No |

## Evacuation Details

| | |
|---|---|
| Purge Method | Low Flow |

## No-Purge

| | |
|---|---|
| Type of No-Purge Equipment Used | |

## Retrieval Details

If anything has changed since deployment, please note these changes in the general comment section at the end of the form.

| | |
|---|---|
| Total Time Deployed (days) | Please enter all deployment and retrieval dates and times to calculate elapsed time. |

## Purge

| | |
|---|---|
| Type of Equipment Used - Purge | Submersible Pump |
| Enter Water Quality Parameters | Yes |

## Water Quality Parameters

| | |
|---|---|
| Water Quality Meter Make/Model | YSI 556 |
| Select the Parameters you want to measure below. | |
| Select Measured Parameters | pH, Specific Conductivity, Turbidity (NTU), Dissolved Oxygen (DO) (mg/L), Temperature (°C), Redox (ORP) (mV) |

## -10:17|DTW:148.04|pH: 7.2|SpCND: 956|TRB: 2.77|DO: 6.31|T: 31.22|ORP: 945

## Calculation Specific Fields

| | |
|---|---|
| Total Vol Purged L Only | 0 |
| Flow Rate L/min Only | 0.3 |
| Site ID, Well ID | Default Site, MW-25 |
| Reading Time | 10:17 |
| Minutes Elapsed between readings | 0 |
| Total Elapsed Minutes (during parameter readings) | 0 |
| Total Elapsed Minutes from Purge Start Time | 0 |

## Purge and Flow

| | |
|---|---|
| Flow Rate Units | mL/min |
| Flow Rate | 300 |
| Depth to Water | 148.04 |
| Theoretical Total Volume Purged | 0.0 |
| Total Volume Purged Units | L |
| Total Volume Purged | 0 |

## Parameters

| | |
|---|---|
| pH | 7.2 |
| pH 2 decimals | 7.20 |
| Specific Conductivity Units | µS/cm$^{c}$ |
| Specific Conductivity | 956 |
| spec cond sig figs | 956.000 |
| Turbidity (NTU) | 2.77 |
| Turbidity reading outside range of meter? | No |
| turbidity sig figs | 2.8 |
| Dissolved Oxygen (DO) (mg/L) | 6.31 |
| DO 2 decimals | 6.31 |
| Temperature (°C) | 31.22 |
| temp 2 decimals | 31.22 |
| Redox (ORP) (mV) | 945 |
| orp 2 decimals | 945.00 |
| parameters | -10:17\|DTW:148.04\|pH: 7.2\|SpCND: 956\|TRB: 2.77\|DO: 6.31\|T: 31.22\|ORP: 945 |
| Stabilization Calculation | 1/3 Measurement intervals before stability can be calculated |
| Color | Clear |
| Notable Odors | No Odor |

Well is considered stabilized and ready for sample collection when the following is met for three consecutive readings collected at 3 to 5 minute intervals: -turbidity remains within 10% (or if three consecutive values are <5NTU) -specific conductance and temp remain within 3% -ORP within + or - 10 mV -DO within 10% (or if three consecutive values are <0.5 mg/L) -pH within 0.1 unit

## -10:20|DTW:148.05|pH: 7.18|SpCND: 978|TRB: 2.88|DO: 6.22|T: 31.33|ORP: 56

### Calculation Specific Fields

| | |
|---|---|
| Total Vol Purged L Only | 0.9 |
| Flow Rate L/min Only | 0.3 |
| Site ID, Well ID | Default Site, MW-25 |
| Reading Time | 10:20 |
| Minutes Elapsed between readings | 3 |
| Total Elapsed Minutes (during parameter readings) | 3 |
| Total Elapsed Minutes from Purge Start Time | 0 |

### Purge and Flow

| | |
|---|---|
| Flow Rate Units | mL/min |
| Flow Rate | 300 |
| Depth to Water | 148.05 |
| Theoretical Total Volume Purged | 0.9 |
| Total Volume Purged Units | L |
| Total Volume Purged | 0.9 |

### Parameters

| | |
|---|---|
| pH | 7.18 |
| pH 2 decimals | 7.18 |
| Specific Conductivity Units | µS/cm[c] |
| Specific Conductivity | 978 |
| spec cond sig figs | 978.000 |
| Turbidity (NTU) | 2.88 |
| Turbidity reading outside range of meter? | No |
| turbidity sig figs | 2.9 |
| Dissolved Oxygen (DO) (mg/L) | 6.22 |
| DO 2 decimals | 6.22 |
| Temperature (°C) | 31.33 |
| temp 2 decimals | 31.33 |
| Redox (ORP) (mV) | 56 |
| orp 2 decimals | 56.00 |
| parameters | -10:20\|DTW:148.05\|pH: 7.18\|SpCND: 978\|TRB: 2.88\|DO: 6.22\|T: 31.33\|ORP: 56 |
| Stabilization Calculation | 2/3 Measurement intervals before stability can be calculated |
| Color | Clear |
| Notable Odors | No Odor |

Well is considered stabilized and ready for sample collection when the following is met for three consecutive readings collected at 3 to 5 minute intervals: -turbidity remains within 10% (or if three consecutive values are <5NTU) -specific conductance and temp remain within 3% -ORP within + or - 10 mV -DO within 10% (or if three consecutive values are <0.5 mg/L) -pH within 0.1 unit

## -10:24|DTW:148.04|pH: 7.18|SpCND: 980|TRB: 2.83|DO: 5.98|T: 31.32|ORP: 55

## Calculation Specific Fields

| | |
|---|---|
| Total Vol Purged L Only | 2.1 |
| Flow Rate L/min Only | 0.3 |
| Site ID, Well ID | Default Site, MW-25 |
| Reading Time | 10:24 |
| Minutes Elapsed between readings | 4 |
| Total Elapsed Minutes (during parameter readings) | 7 |
| Total Elapsed Minutes from Purge Start Time | 0 |

## Purge and Flow

| | |
|---|---|
| Flow Rate Units | mL/min |
| Flow Rate | 300 |
| Depth to Water | 148.04 |
| Theoretical Total Volume Purged | 2.1 |
| Total Volume Purged Units | L |
| Total Volume Purged | 2.1 |

## Parameters

| | |
|---|---|
| pH | 7.18 |
| pH 2 decimals | 7.18 |
| Specific Conductivity Units | µS/cm[c] |
| Specific Conductivity | 980 |
| spec cond sig figs | 980.000 |
| Turbidity (NTU) | 2.83 |
| Turbidity reading outside range of meter? | No |
| turbidity sig figs | 2.8 |
| Dissolved Oxygen (DO) (mg/L) | 5.98 |
| DO 2 decimals | 5.98 |
| Temperature (°C) | 31.32 |
| temp 2 decimals | 31.32 |
| Redox (ORP) (mV) | 55 |
| orp 2 decimals | 55.00 |
| parameters | -10:24\|DTW:148.04\|pH: 7.18\|SpCND: 980\|TRB: 2.83\|DO: 5.98\|T: 31.32\|ORP: 55 |
| Stabilization Calculation | pH: ; SpCND: ; TRB: ; DO: ; T: ; ORP: ; Time Elapsed: 7 min<br>Parameters unstable -- Do not sample |
| Color | Clear |
| Notable Odors | No Odor |

Well is considered stabilized and ready for sample collection when the following is met for three consecutive readings collected at 3 to 5 minute intervals: -turbidity remains within 10% (or if three consecutive values are <5NTU) -specific conductance and temp remain within 3% -ORP within + or - 10 mV -DO within 10% (or if three consecutive values are <0.5 mg/L) -pH within 0.1 unit

## -10:29|DTW:148.04|pH: 7.18|SpCND: 986|TRB: 2.88|DO: 5.77|T: 32.01|ORP: 55

## Calculation Specific Fields

| | |
|---|---|
| Total Vol Purged L Only | 3.6 |
| Flow Rate L/min Only | 0.3 |

| | |
|---|---|
| Site ID, Well ID | Default Site, MW-25 |
| Reading Time | 10:29 |
| Minutes Elapsed between readings | 5 |
| Total Elapsed Minutes (during parameter readings) | 12 |
| Total Elapsed Minutes from Purge Start Time | 0 |

## Purge and Flow

| | |
|---|---|
| Flow Rate Units | mL/min |
| Flow Rate | 300 |
| Depth to Water | 148.04 |
| Theoretical Total Volume Purged | 3.6 |
| Total Volume Purged Units | L |
| Total Volume Purged | 3.6 |

## Parameters

| | |
|---|---|
| pH | 7.18 |
| pH 2 decimals | 7.18 |
| Specific Conductivity Units | µS/cm$^{c}$ |
| Specific Conductivity | 986 |
| spec cond sig figs | 986.000 |
| Turbidity (NTU) | 2.88 |
| Turbidity reading outside range of meter? | No |
| turbidity sig figs | 2.9 |
| Dissolved Oxygen (DO) (mg/L) | 5.77 |
| DO 2 decimals | 5.77 |
| Temperature (°C) | 32.01 |
| temp 2 decimals | 32.01 |
| Redox (ORP) (mV) | 55 |
| orp 2 decimals | 55.00 |
| parameters | □-10:29\|DTW:148.04\|pH: 7.18\|SpCND: 986\|TRB: 2.88\|DO: 5.77\|T: 32.01\|ORP: 55 |
| Stabilization Calculation | pH: □; SpCND: □; TRB: □; DO: □; T: □; ORP: □; Time Elapsed: 12 min<br>All Parameters Stable -- Okay to sample |
| Color | Clear |
| Notable Odors | No Odor |

Well is considered stabilized and ready for sample collection when the following is met for three consecutive readings collected at 3 to 5 minute intervals: -turbidity remains within 10% (or if three consecutive values are <5NTU) -specific conductance and temp remain within 3% -ORP within + or - 10 mV -DO within 10% (or if three consecutive values are <0.5 mg/L) -pH within 0.1 unit

| | |
|---|---|
| Purge End Time (Before Sample Collection) | 10:33 |
| Theoretical Total Volume Purged | 3.6 |
| Total Purged | 3.6 |
| Well Volumes Purged | 0.02 |
| Did well go dry? | No |

## Well Dry

In order to view and enter sampling information below, you must measure DTW upon return and enter it in the field above.

## Sample Information

| | |
|---|---|
| Type of Equipment Used - Sample | Submersible Pump |

## Flow Measurements

## Flow Meter

| | |
|---|---|
| Type of Meter | Hach FH950 |

## Area Velocity

| | |
|---|---|
| Area Velocity Total Flow Per Minute qtot | 0 |
| Area Velocity Total Flow Rate qtot | 0 |

## Volumetric

| | |
|---|---|
| Average Total Flow Rate qtot | 0 |

## Visual Estimate

| | |
|---|---|
| Visual Estimate Total Flow Rate qtot | 0 |

## Mid-Section

| | |
|---|---|
| Mid-Section Total Flow Rate qtot | 0 |
| Mid-Section Total Flow Per Second qtot | 0 |
| Mid-Section Total Flow Per Minute qtot | 0 |
| Update Mid-Section Values | N/A |

## Close Out

| | |
|---|---|
| Scope of Work Status | In Progress |
| General Comments | Fe 0.05 Mn 1.3 sulfite 0.64-1.28 |

## Kinder Morgan, MW-26, 2024-05-20

| | |
|---|---|
| Project | Kinder Morgan_Silvercroft_E2E |
| Created | 2024-05-20 13:35:47 MST by Sascha Arnold |
| Updated | 2024-05-20 14:00:13 MST by Sascha Arnold |
| Location | 32.26144644, -111.01321757 |
| Status | In Progress |

Please refer to the relevant TGI documents contained in the "Reference Files" of this app for additional instruction.

## Index

| | |
|---|---|
| Was Duplicated | 0 |
| Planned Latitude | 32.2614464400 |
| Planned_Longitude | -111.0132175700 |
| Facility ID | 521 |
| Area ID | 1588 |
| Asset ID | 37729 |
| Work Order ID | 1298 |
| Work Order Activity Detail ID | 69746 |
| Well or SW Asset | Well |
| Asset Subtype | Monitoring |

## General Information

| | |
|---|---|
| Select Project | Kinder Morgan, Silvercroft, Default Site |
| Client | Kinder Morgan |
| Facility Name | Silvercroft |
| Project Number | 30198741 |
| Area Name | Default Site |
| Location | W Silverbell Tree Dr. / N Silver Island Way, Tucson, AZ |
| Date | 2024-05-20 |
| Field Personnel | Sascha Arnold |
| NOTES AND DIRECTIONS | Also collect ferrous iron and sulfite in the field immediately after sample collection utilizing a Hach® DR820 spectrometer and a Hach® SU-5 Sulfite Test Kit |

## Scope of Work

| | |
|---|---|
| Location Type | Planned |
| Select Asset | MW-26 |
| Asset Name | MW-26 |
| Scope of Work | Q2 2024 GW Sampling, 2024-05-13, Groundwater Monitoring |
| Length Units | Metric |
| Volume Units | Metric |
| Work to be Performed at Location | Groundwater Sampling and Water Level Measurement |

Work to be Performed at Location: Gauging Only - well is to be gauged for potentiometric surface and not sampled as part of scope of work Gauging and GW Sampling - Well is gauged and sampled in the same record. Surface Water Sampling - Location is a surface water monitoring location Well Inspection Only - well is not gauged or sampled, only inspected

## Location Info

| | |
|---|---|
| Coordinate Source | Planned |

## Weather Conditions

| | |
|---|---|
| Fetch Weather | N/A |
| Weather | Warm |

## Well Details

| | |
|---|---|
| Detail Correction Required | No |
| Top of Screen (ft bgs) | 130.00 |
| Bottom of Screen (ft bgs) | 170.00 |
| Casing Diameter (in) | 4.00 |
| Well Casing Material | PVC |
| Measuring Point (mp) Description | |
| Constructed Total Depth (ft bgs) | 170.00 |
| Enter Gauging Data | Yes |

## Water Elevation Details

| | |
|---|---|
| Gauging Equipment | Interface Probe |
| Gauging Date | 2024-04-30 |
| Gauging Time | 13:36 |

## Well Head Gas Reading

| | |
|---|---|
| Select Screening Parameters | None |
| Is water present? | Yes |
| Static Water Level | 149.82 |
| DTW QC Check | N/A |
| Product Present | No |
| Total Depth Recorded | No |
| Reason Total Depth Not Recorded | Nm |
| TD QC Check | TD is >3 ft from constructed measurement. Check in with PM/TM |
| Water Column | 20.18 |
| Volume in Well | 163.61 |
| Sheen? | No |
| Odor? | No |
| Enter Evacuation Data | Yes |

## Evacuation Details

| | |
|---|---|
| Evacuation date | 2024-05-20 |
| Purge Method | Low Flow |

## No-Purge

| | |
|---|---|
| Type of No-Purge Equipment Used | |

## Retrieval Details

If anything has changed since deployment, please note these changes in the general comment section at the end of the form.

| | |
|---|---|
| Total Time Deployed (days) | Please enter all deployment and retrieval dates and times to calculate elapsed time. |

## Purge

| | |
|---|---|
| Type of Equipment Used - Purge | Submersible Pump |

| | |
|---|---|
| Purge Start Time | 13:37 |
| Enter Water Quality Parameters | Yes |

## Water Quality Parameters

| | |
|---|---|
| Water Quality Meter Make/Model | YSI 556 |
| Select the Parameters you want to measure below. | |
| Select Measured Parameters | pH, Specific Conductivity, Turbidity (NTU), Dissolved Oxygen (DO) (mg/L), Temperature (°C), Redox (ORP) (mV) |

## -13:37|DTW:149.82|pH: 7.11|SpCND: 906|TRB: 2.43|DO: 7.33|T: 31.61|ORP: 100

## Calculation Specific Fields

| | |
|---|---|
| Total Vol Purged L Only | 0 |
| Flow Rate L/min Only | 0.3 |
| Site ID, Well ID | Default Site, MW-26 |
| Reading Time | 13:37 |
| Minutes Elapsed between readings | 0 |
| Total Elapsed Minutes (during parameter readings) | 0 |
| Total Elapsed Minutes from Purge Start Time | 0 |

## Purge and Flow

| | |
|---|---|
| Flow Rate Units | mL/min |
| Flow Rate | 300 |
| Depth to Water | 149.82 |
| Theoretical Total Volume Purged | 0.0 |
| Total Volume Purged Units | L |
| Total Volume Purged | 0 |

## Parameters

| | |
|---|---|
| pH | 7.11 |
| pH 2 decimals | 7.11 |
| Specific Conductivity Units | µS/cm$^{c}$ |
| Specific Conductivity | 906 |
| spec cond sig figs | 906.000 |
| Turbidity (NTU) | 2.43 |
| Turbidity reading outside range of meter? | No |
| turbidity sig figs | 2.4 |
| Dissolved Oxygen (DO) (mg/L) | 7.33 |
| DO 2 decimals | 7.33 |
| Temperature (°C) | 31.61 |
| temp 2 decimals | 31.61 |
| Redox (ORP) (mV) | 100 |
| orp 2 decimals | 100.00 |
| parameters | -13:37\|DTW:149.82\|pH: 7.11\|SpCND: 906\|TRB: 2.43\|DO: 7.33\|T: 31.61\|ORP: 100 |
| Stabilization Calculation | 1/3 Measurement intervals before stability can be calculated |
| Color | Clear |

| | |
|---|---|
| Notable Odors | No Odor |

Well is considered stabilized and ready for sample collection when the following is met for three consecutive readings collected at 3 to 5 minute intervals: -turbidity remains within 10% (or if three consecutive values are <5NTU) -specific conductance and temp remain within 3% -ORP within + or - 10 mV -DO within 10% (or if three consecutive values are <0.5 mg/L) -pH within 0.1 unit

## -13:42|DTW:149.82|pH: 7.12|SpCND: 876|TRB: 2.88|DO: 6.06|T: 31.42|ORP: 97

### Calculation Specific Fields

| | |
|---|---|
| Total Vol Purged L Only | 1.5 |
| Flow Rate L/min Only | 0.3 |
| Site ID, Well ID | Default Site, MW-26 |
| Reading Time | 13:42 |
| Minutes Elapsed between readings | 5 |
| Total Elapsed Minutes (during parameter readings) | 5 |
| Total Elapsed Minutes from Purge Start Time | 5 |

### Purge and Flow

| | |
|---|---|
| Flow Rate Units | mL/min |
| Flow Rate | 300 |
| Depth to Water | 149.82 |
| Theoretical Total Volume Purged | 1.5 |
| Total Volume Purged Units | L |
| Total Volume Purged | 1.5 |

### Parameters

| | |
|---|---|
| pH | 7.12 |
| pH 2 decimals | 7.12 |
| Specific Conductivity Units | µS/cm$^{c}$ |
| Specific Conductivity | 876 |
| spec cond sig figs | 876.000 |
| Turbidity (NTU) | 2.88 |
| Turbidity reading outside range of meter? | No |
| turbidity sig figs | 2.9 |
| Dissolved Oxygen (DO) (mg/L) | 6.06 |
| DO 2 decimals | 6.06 |
| Temperature (°C) | 31.42 |
| temp 2 decimals | 31.42 |
| Redox (ORP) (mV) | 97 |
| orp 2 decimals | 97.00 |
| parameters | -13:42\|DTW:149.82\|pH: 7.12\|SpCND: 876\|TRB: 2.88\|DO: 6.06\|T: 31.42\|ORP: 97 |
| Stabilization Calculation | 2/3 Measurement intervals before stability can be calculated |
| Color | Clear |
| Notable Odors | No Odor |

Well is considered stabilized and ready for sample collection when the following is met for three consecutive readings collected at 3 to 5 minute intervals: -turbidity remains within 10% (or if three consecutive values are <5NTU) -specific conductance and temp remain within 3% -ORP within + or - 10 mV -DO within 10% (or if three consecutive values are <0.5 mg/L) -pH within 0.1 unit

## □-13:47|DTW:149.82|pH: 7.1|SpCND: 872|TRB: 2.76|DO: 5.88|T: 31.59|ORP: 98

### Calculation Specific Fields

| | |
|---|---|
| Total Vol Purged L Only | 3 |
| Flow Rate L/min Only | 0.3 |
| Site ID, Well ID | Default Site, MW-26 |
| Reading Time | 13:47 |
| Minutes Elapsed between readings | 5 |
| Total Elapsed Minutes (during parameter readings) | 10 |
| Total Elapsed Minutes from Purge Start Time | 10 |

### Purge and Flow

| | |
|---|---|
| Flow Rate Units | mL/min |
| Flow Rate | 300 |
| Depth to Water | 149.82 |
| Theoretical Total Volume Purged | 3.0 |
| Total Volume Purged Units | L |
| Total Volume Purged | 3 |

### Parameters

| | |
|---|---|
| pH | 7.1 |
| pH 2 decimals | 7.10 |
| Specific Conductivity Units | µS/cm[c] |
| Specific Conductivity | 872 |
| spec cond sig figs | 872.000 |
| Turbidity (NTU) | 2.76 |
| Turbidity reading outside range of meter? | No |
| turbidity sig figs | 2.8 |
| Dissolved Oxygen (DO) (mg/L) | 5.88 |
| DO 2 decimals | 5.88 |
| Temperature (°C) | 31.59 |
| temp 2 decimals | 31.59 |
| Redox (ORP) (mV) | 98 |
| orp 2 decimals | 98.00 |
| parameters | □-13:47\|DTW:149.82\|pH: 7.1\|SpCND: 872\|TRB: 2.76\|DO: 5.88\|T: 31.59\|ORP: 98 |
| Stabilization Calculation | pH: □; SpCND: □; TRB: □; DO: □; T: □; ORP: □; Time Elapsed: 10 min<br>Parameters unstable -- Do not sample |
| Color | Clear |
| Notable Odors | No Odor |

Well is considered stabilized and ready for sample collection when the following is met for three consecutive readings collected at 3 to 5 minute intervals: -turbidity remains within 10% (or if three consecutive values are <5NTU) -specific conductance and temp remain within 3% -ORP within + or - 10 mV -DO within 10% (or if three consecutive values are <0.5 mg/L) -pH within 0.1 unit

## □-14:00|DTW:149.82|pH: 7.08|SpCND: 855|TRB: 2.65|DO: 5.86|T: 31.37|ORP: 97

### Calculation Specific Fields

| | |
|---|---|
| Total Vol Purged L Only | 7 |

| | |
|---|---|
| Flow Rate L/min Only | 0.3 |
| Site ID, Well ID | Default Site, MW-26 |
| Reading Time | 14:00 |
| Minutes Elapsed between readings | 13 |
| Total Elapsed Minutes (during parameter readings) | 23 |
| Total Elapsed Minutes from Purge Start Time | 23 |

## Purge and Flow

| | |
|---|---|
| Flow Rate Units | mL/min |
| Flow Rate | 300 |
| Depth to Water | 149.82 |
| Theoretical Total Volume Purged | 6.9 |
| Total Volume Purged Units | L |
| Total Volume Purged | 7 |

## Parameters

| | |
|---|---|
| pH | 7.08 |
| pH 2 decimals | 7.08 |
| Specific Conductivity Units | µS/cm[c] |
| Specific Conductivity | 855 |
| spec cond sig figs | 855.000 |
| Turbidity (NTU) | 2.65 |
| Turbidity reading outside range of meter? | No |
| turbidity sig figs | 2.6 |
| Dissolved Oxygen (DO) (mg/L) | 5.86 |
| DO 2 decimals | 5.86 |
| Temperature (°C) | 31.37 |
| temp 2 decimals | 31.37 |
| Redox (ORP) (mV) | 97 |
| orp 2 decimals | 97.00 |
| parameters | -14:00\|DTW:149.82\|pH: 7.08\|SpCND: 855\|TRB: 2.65\|DO: 5.86\|T: 31.37\|ORP: 97 |
| Stabilization Calculation | pH: ; SpCND: ; TRB: ; DO: ; T: ; ORP: ; Time Elapsed: 23 min<br>All Parameters Stable -- Okay to sample |
| Color | Clear |
| Notable Odors | No Odor |

Well is considered stabilized and ready for sample collection when the following is met for three consecutive readings collected at 3 to 5 minute intervals: -turbidity remains within 10% (or if three consecutive values are <5NTU) -specific conductance and temp remain within 3% -ORP within + or - 10 mV -DO within 10% (or if three consecutive values are <0.5 mg/L) -pH within 0.1 unit

| | |
|---|---|
| Purge End Time (Before Sample Collection) | 14:01 |
| Theoretical Total Volume Purged | 6.9 |
| Total Purged | 7 |
| Well Volumes Purged | 0.04 |
| Did well go dry? | No |

## Well Dry

In order to view and enter sampling information below, you must measure DTW upon return and enter it in the field above.

## Sample Information

| | |
|---|---|
| Type of Equipment Used - Sample | Submersible Pump |
| Enter Inspection Data | No |

## Flow Measurements

## Flow Meter

| | |
|---|---|
| Type of Meter | Hach FH950 |

## Area Velocity

| | |
|---|---|
| Area Velocity Total Flow Per Minute qtot | 0 |
| Area Velocity Total Flow Rate qtot | 0 |

## Volumetric

| | |
|---|---|
| Average Total Flow Rate qtot | 0 |

## Visual Estimate

| | |
|---|---|
| Visual Estimate Total Flow Rate qtot | 0 |

## Mid-Section

| | |
|---|---|
| Mid-Section Total Flow Rate qtot | 0 |
| Mid-Section Total Flow Per Second qtot | 0 |
| Mid-Section Total Flow Per Minute qtot | 0 |
| Update Mid-Section Values | N/A |

## Close Out

| | |
|---|---|
| Scope of Work Status | In Progress |
| General Comments | Fe 0.05 Mn 1.6 sulfite 0.64-1.28 |

## Kinder Morgan, MW-27, 2024-05-16

| | |
|---|---|
| Project | Kinder Morgan_Silvercroft_E2E |
| Created | 2024-05-16 09:44:34 MST by Sascha Arnold |
| Updated | 2024-05-16 10:10:01 MST by Sascha Arnold |
| Location | 32.26243843, -111.0167872 |
| Status | In Progress |

Please refer to the relevant TGI documents contained in the "Reference Files" of this app for additional instruction.

## Index

| | |
|---|---|
| Was Duplicated | 0 |
| Planned Latitude | 32.2624384300 |
| Planned_Longitude | -111.0167872000 |
| Facility ID | 521 |
| Area ID | 1588 |
| Asset ID | 37730 |
| Work Order ID | 1298 |
| Work Order Activity Detail ID | 69747 |
| Well or SW Asset | Well |
| Asset Subtype | Monitoring |

## General Information

| | |
|---|---|
| Select Project | Kinder Morgan, Silvercroft, Default Site |
| Client | Kinder Morgan |
| Facility Name | Silvercroft |
| Project Number | 30198741 |
| Area Name | Default Site |
| Location | W Silverbell Tree Dr. / N Silver Island Way, Tucson, AZ |
| Date | 2024-05-16 |
| Field Personnel | Sascha Arnold |
| NOTES AND DIRECTIONS | Also collect ferrous iron and sulfite in the field immediately after sample collection utilizing a Hach® DR820 spectrometer and a Hach® SU-5 Sulfite Test Kit |

## Scope of Work

| | |
|---|---|
| Location Type | Planned |
| Select Asset | MW-27 |
| Asset Name | MW-27 |
| Scope of Work | Q2 2024 GW Sampling, 2024-05-13, Groundwater Monitoring |
| Length Units | Metric |
| Volume Units | Metric |
| Work to be Performed at Location | Groundwater Sampling and Water Level Measurement |

Work to be Performed at Location: Gauging Only - well is to be gauged for potentiometric surface and not sampled as part of scope of work Gauging and GW Sampling - Well is gauged and sampled in the same record. Surface Water Sampling - Location is a surface water monitoring location Well Inspection Only - well is not gauged or sampled, only inspected

## Location Info

| | |
|---|---|
| Coordinate Source | Planned |

## Weather Conditions

| | |
|---|---|
| Fetch Weather | N/A |
| Weather | Hot |

## Well Details

| | |
|---|---|
| Detail Correction Required | No |
| Top of Screen (ft bgs) | 149.00 |
| Bottom of Screen (ft bgs) | 189.00 |
| Casing Diameter (in) | 4.00 |
| Well Casing Material | PVC |
| Measuring Point (mp) Description | Top of Outer Casing |
| Constructed Total Depth (ft bgs) | 190.00 |
| Enter Gauging Data | Yes |

## Water Elevation Details

| | |
|---|---|
| Gauging Equipment | Interface Probe |
| Gauging Date | 2024-04-30 |
| Gauging Time | 09:45 |

## Well Head Gas Reading

| | |
|---|---|
| Select Screening Parameters | None |
| Is water present? | Yes |
| Static Water Level | 162.96 |
| DTW QC Check | N/A |
| Product Present | No |
| Total Depth Recorded | No |
| Reason Total Depth Not Recorded | Nm |
| TD QC Check | TD is >3 ft from constructed measurement. Check in with PM/TM |
| Water Column | 27.04 |
| Volume in Well | 219.22 |
| Sheen? | No |
| Odor? | No |
| Enter Evacuation Data | Yes |

## Evacuation Details

| | |
|---|---|
| Evacuation date | 2024-05-16 |
| Purge Method | Low Flow |

## No-Purge

| | |
|---|---|
| Type of No-Purge Equipment Used | |

## Retrieval Details

If anything has changed since deployment, please note these changes in the general comment section at the end of the form.

| | |
|---|---|
| Total Time Deployed (days) | Please enter all deployment and retrieval dates and times to calculate elapsed time. |

## Purge

| | |
|---|---|
| Type of Equipment Used - Purge | Submersible Pump |

| | |
|---|---|
| Purge Start Time | 09:45 |
| Enter Water Quality Parameters | Yes |

## Water Quality Parameters

| | |
|---|---|
| Water Quality Meter Make/Model | YSI 556 |
| Select the Parameters you want to measure below. | |
| Select Measured Parameters | pH, Specific Conductivity, Turbidity (NTU), Dissolved Oxygen (DO) (mg/L), Temperature (°C), Redox (ORP) (mV) |

## -09:45|DTW:162.96|pH: 7.13|SpCND: 947|TRB: 3.05|DO: 7.13|T: 30.22|ORP: 59

## Calculation Specific Fields

| | |
|---|---|
| Total Vol Purged L Only | 0 |
| Flow Rate L/min Only | 0.3 |
| Site ID, Well ID | Default Site, MW-27 |
| Reading Time | 09:45 |
| Minutes Elapsed between readings | 0 |
| Total Elapsed Minutes (during parameter readings) | 0 |
| Total Elapsed Minutes from Purge Start Time | 0 |

## Purge and Flow

| | |
|---|---|
| Flow Rate Units | mL/min |
| Flow Rate | 300 |
| Depth to Water | 162.96 |
| Theoretical Total Volume Purged | 0.0 |
| Total Volume Purged Units | L |
| Total Volume Purged | 0 |

## Parameters

| | |
|---|---|
| pH | 7.13 |
| pH 2 decimals | 7.13 |
| Specific Conductivity Units | µS/cm$^{c}$ |
| Specific Conductivity | 947 |
| spec cond sig figs | 947.000 |
| Turbidity (NTU) | 3.05 |
| Turbidity reading outside range of meter? | No |
| turbidity sig figs | 3.0 |
| Dissolved Oxygen (DO) (mg/L) | 7.13 |
| DO 2 decimals | 7.13 |
| Temperature (°C) | 30.22 |
| temp 2 decimals | 30.22 |
| Redox (ORP) (mV) | 59 |
| orp 2 decimals | 59.00 |
| parameters | -09:45\|DTW:162.96\|pH: 7.13\|SpCND: 947\|TRB: 3.05\|DO: 7.13\|T: 30.22\|ORP: 59 |
| Stabilization Calculation | 1/3 Measurement intervals before stability can be calculated |
| Color | Clear |

| | |
|---|---|
| Notable Odors | No Odor |

Well is considered stabilized and ready for sample collection when the following is met for three consecutive readings collected at 3 to 5 minute intervals: -turbidity remains within 10% (or if three consecutive values are <5NTU) -specific conductance and temp remain within 3% -ORP within + or - 10 mV -DO within 10% (or if three consecutive values are <0.5 mg/L) -pH within 0.1 unit

## -09:52|DTW:162.96|pH: 7.05|SpCND: 892|TRB: 3.11|DO: 6.53|T: 29.33|ORP: 58

### Calculation Specific Fields

| | |
|---|---|
| Total Vol Purged L Only | 2.1 |
| Flow Rate L/min Only | 0.3 |
| Site ID, Well ID | Default Site, MW-27 |
| Reading Time | 09:52 |
| Minutes Elapsed between readings | 7 |
| Total Elapsed Minutes (during parameter readings) | 7 |
| Total Elapsed Minutes from Purge Start Time | 7 |

### Purge and Flow

| | |
|---|---|
| Flow Rate Units | mL/min |
| Flow Rate | 300 |
| Depth to Water | 162.96 |
| Theoretical Total Volume Purged | 2.1 |
| Total Volume Purged Units | L |
| Total Volume Purged | 2.1 |

### Parameters

| | |
|---|---|
| pH | 7.05 |
| pH 2 decimals | 7.05 |
| Specific Conductivity Units | µS/cm$^{c}$ |
| Specific Conductivity | 892 |
| spec cond sig figs | 892.000 |
| Turbidity (NTU) | 3.11 |
| Turbidity reading outside range of meter? | No |
| turbidity sig figs | 3.1 |
| Dissolved Oxygen (DO) (mg/L) | 6.53 |
| DO 2 decimals | 6.53 |
| Temperature (°C) | 29.33 |
| temp 2 decimals | 29.33 |
| Redox (ORP) (mV) | 58 |
| orp 2 decimals | 58.00 |
| parameters | -09:52\|DTW:162.96\|pH: 7.05\|SpCND: 892\|TRB: 3.11\|DO: 6.53\|T: 29.33\|ORP: 58 |
| Stabilization Calculation | 2/3 Measurement intervals before stability can be calculated |
| Color | Clear |
| Notable Odors | No Odor |

Well is considered stabilized and ready for sample collection when the following is met for three consecutive readings collected at 3 to 5 minute intervals: -turbidity remains within 10% (or if three consecutive values are <5NTU) -specific conductance and temp remain within 3% -ORP within + or - 10 mV -DO within 10% (or if three consecutive values are <0.5 mg/L) -pH within 0.1 unit

## □-09:57|DTW:162.96|pH: 7.06|SpCND: 890|TRB: 3.21|DO: 6.35|T: 29.2|ORP: 58

### Calculation Specific Fields

| | |
|---|---|
| Total Vol Purged L Only | 3.6 |
| Flow Rate L/min Only | 0.3 |
| Site ID, Well ID | Default Site, MW-27 |
| Reading Time | 09:57 |
| Minutes Elapsed between readings | 5 |
| Total Elapsed Minutes (during parameter readings) | 12 |
| Total Elapsed Minutes from Purge Start Time | 12 |

### Purge and Flow

| | |
|---|---|
| Flow Rate Units | mL/min |
| Flow Rate | 300 |
| Depth to Water | 162.96 |
| Theoretical Total Volume Purged | 3.6 |
| Total Volume Purged Units | L |
| Total Volume Purged | 3.6 |

### Parameters

| | |
|---|---|
| pH | 7.06 |
| pH 2 decimals | 7.06 |
| Specific Conductivity Units | µS/cm[c] |
| Specific Conductivity | 890 |
| spec cond sig figs | 890.000 |
| Turbidity (NTU) | 3.21 |
| Turbidity reading outside range of meter? | No |
| turbidity sig figs | 3.2 |
| Dissolved Oxygen (DO) (mg/L) | 6.35 |
| DO 2 decimals | 6.35 |
| Temperature (°C) | 29.2 |
| temp 2 decimals | 29.20 |
| Redox (ORP) (mV) | 58 |
| orp 2 decimals | 58.00 |
| parameters | □-09:57\|DTW:162.96\|pH: 7.06\|SpCND: 890\|TRB: 3.21\|DO: 6.35\|T: 29.2\|ORP: 58 |
| Stabilization Calculation | pH: □; SpCND: □; TRB: □; DO: □; T: □; ORP: □; Time Elapsed: 12 min<br>Parameters unstable -- Do not sample |
| Color | Clear |
| Notable Odors | No Odor |

Well is considered stabilized and ready for sample collection when the following is met for three consecutive readings collected at 3 to 5 minute intervals: -turbidity remains within 10% (or if three consecutive values are <5NTU) -specific conductance and temp remain within 3% -ORP within + or - 10 mV -DO within 10% (or if three consecutive values are <0.5 mg/L) -pH within 0.1 unit

## □-10:10|DTW:162.96|pH: 7.06|SpCND: 891|TRB: 3.07|DO: 6.02|T: 29.1|ORP: 58

### Calculation Specific Fields

| | |
|---|---|
| Total Vol Purged L Only | 7.6 |

| | |
|---|---|
| Flow Rate L/min Only | 0.3 |
| Site ID, Well ID | Default Site, MW-27 |
| Reading Time | 10:10 |
| Minutes Elapsed between readings | 13 |
| Total Elapsed Minutes (during parameter readings) | 25 |
| Total Elapsed Minutes from Purge Start Time | 25 |

## Purge and Flow

| | |
|---|---|
| Flow Rate Units | mL/min |
| Flow Rate | 300 |
| Depth to Water | 162.96 |
| Theoretical Total Volume Purged | 7.5 |
| Total Volume Purged Units | L |
| Total Volume Purged | 7.6 |

## Parameters

| | |
|---|---|
| pH | 7.06 |
| pH 2 decimals | 7.06 |
| Specific Conductivity Units | µS/cm[c] |
| Specific Conductivity | 891 |
| spec cond sig figs | 891.000 |
| Turbidity (NTU) | 3.07 |
| Turbidity reading outside range of meter? | No |
| turbidity sig figs | 3.1 |
| Dissolved Oxygen (DO) (mg/L) | 6.02 |
| DO 2 decimals | 6.02 |
| Temperature (°C) | 29.1 |
| temp 2 decimals | 29.10 |
| Redox (ORP) (mV) | 58 |
| orp 2 decimals | 58.00 |
| parameters | □-10:10\|DTW:162.96\|pH: 7.06\|SpCND: 891\|TRB: 3.07\|DO: 6.02\|T: 29.1\|ORP: 58 |
| Stabilization Calculation | pH: □; SpCND: □; TRB: □; DO: □; T: □; ORP: □; Time Elapsed: 25 min<br>All Parameters Stable -- Okay to sample |
| Color | Clear |
| Notable Odors | No Odor |

Well is considered stabilized and ready for sample collection when the following is met for three consecutive readings collected at 3 to 5 minute intervals: -turbidity remains within 10% (or if three consecutive values are <5NTU) -specific conductance and temp remain within 3% -ORP within + or - 10 mV -DO within 10% (or if three consecutive values are <0.5 mg/L) -pH within 0.1 unit

| | |
|---|---|
| Purge End Time (Before Sample Collection) | 10:10 |
| Theoretical Total Volume Purged | 7.5 |
| Total Purged | 7.6 |
| Well Volumes Purged | 0.03 |
| Did well go dry? | No |

## Well Dry

In order to view and enter sampling information below, you must measure DTW upon return and enter it in the field above.

## Sample Information

| | |
|---|---|
| Type of Equipment Used - Sample | Submersible Pump |
| Enter Inspection Data | No |

## Flow Measurements

## Flow Meter

| | |
|---|---|
| Type of Meter | Hach FH950 |

## Area Velocity

| | |
|---|---|
| Area Velocity Total Flow Per Minute qtot | 0 |
| Area Velocity Total Flow Rate qtot | 0 |

## Volumetric

| | |
|---|---|
| Average Total Flow Rate qtot | 0 |

## Visual Estimate

| | |
|---|---|
| Visual Estimate Total Flow Rate qtot | 0 |

## Mid-Section

| | |
|---|---|
| Mid-Section Total Flow Rate qtot | 0 |
| Mid-Section Total Flow Per Second qtot | 0 |
| Mid-Section Total Flow Per Minute qtot | 0 |
| Update Mid-Section Values | N/A |

## Close Out

| | |
|---|---|
| Scope of Work Status | In Progress |
| General Comments | Fe 0.03 Mn 0.7 sulfite 0.64-1.28 |

## Kinder Morgan, MW-28, 2024-05-20

| | |
|---|---|
| Project | Kinder Morgan_Silvercroft_E2E |
| Created | 2024-05-20 09:39:31 MST by Sascha Arnold |
| Updated | 2024-05-20 10:33:54 MST by Sascha Arnold |
| Location | 32.26421081, -111.01733583 |
| Status | In Progress |

Please refer to the relevant TGI documents contained in the "Reference Files" of this app for additional instruction.

## Index

| | |
|---|---|
| Was Duplicated | 0 |
| Planned Latitude | 32.2642108100 |
| Planned_Longitude | -111.0173358300 |
| Facility ID | 521 |
| Area ID | 1588 |
| Asset ID | 37731 |
| Work Order ID | 1298 |
| Work Order Activity Detail ID | 69748 |
| Well or SW Asset | Well |
| Asset Subtype | Monitoring |

## General Information

| | |
|---|---|
| Select Project | Kinder Morgan, Silvercroft, Default Site |
| Client | Kinder Morgan |
| Facility Name | Silvercroft |
| Project Number | 30198741 |
| Area Name | Default Site |
| Location | W Silverbell Tree Dr. / N Silver Island Way, Tucson, AZ |
| Date | 2024-05-20 |
| Field Personnel | Sascha Arnold |
| NOTES AND DIRECTIONS | Also collect ferrous iron and sulfite in the field immediately after sample collection utilizing a Hach® DR820 spectrometer and a Hach® SU-5 Sulfite Test Kit |

## Scope of Work

| | |
|---|---|
| Location Type | Planned |
| Select Asset | MW-28 |
| Asset Name | MW-28 |
| Scope of Work | Q2 2024 GW Sampling, 2024-05-13, Groundwater Monitoring |
| Length Units | Metric |
| Volume Units | Metric |
| Work to be Performed at Location | Groundwater Sampling and Water Level Measurement |

Work to be Performed at Location: Gauging Only - well is to be gauged for potentiometric surface and not sampled as part of scope of work Gauging and GW Sampling - Well is gauged and sampled in the same record. Surface Water Sampling - Location is a surface water monitoring location Well Inspection Only - well is not gauged or sampled, only inspected

## Location Info

| | |
|---|---|
| Coordinate Source | Planned |

## Weather Conditions

| | |
|---|---|
| Fetch Weather | N/A |
| Weather | Hot |

## Well Details

| | |
|---|---|
| Detail Correction Required | No |
| Top of Screen (ft bgs) | 149.00 |
| Bottom of Screen (ft bgs) | 189.00 |
| Casing Diameter (in) | 4.00 |
| Well Casing Material | PVC |
| Measuring Point (mp) Description | Top of Outer Casing |
| Constructed Total Depth (ft bgs) | 190.00 |
| Enter Gauging Data | Yes |

## Water Elevation Details

| | |
|---|---|
| Gauging Equipment | Interface Probe |
| Gauging Date | 2024-04-30 |
| Gauging Time | 10:13 |

## Well Head Gas Reading

| | |
|---|---|
| Select Screening Parameters | None |
| Is water present? | Yes |
| Static Water Level | 157.88 |
| DTW QC Check | N/A |
| Product Present | No |
| Total Depth Recorded | No |
| Reason Total Depth Not Recorded | Nm |
| TD QC Check | TD is >3 ft from constructed measurement. Check in with PM/TM |
| Water Column | 32.12 |
| Volume in Well | 260.41 |
| Sheen? | No |
| Odor? | No |
| Enter Evacuation Data | Yes |

## Evacuation Details

| | |
|---|---|
| Evacuation date | 2024-05-20 |
| Purge Method | Low Flow |

## No-Purge

| | |
|---|---|
| Type of No-Purge Equipment Used | |

## Retrieval Details

If anything has changed since deployment, please note these changes in the general comment section at the end of the form.

| | |
|---|---|
| Total Time Deployed (days) | Please enter all deployment and retrieval dates and times to calculate elapsed time. |

## Purge

| | |
|---|---|
| Type of Equipment Used - Purge | Submersible Pump |

| | |
|---|---|
| Purge Start Time | 10:14 |
| Enter Water Quality Parameters | Yes |

## Water Quality Parameters

| | |
|---|---|
| Water Quality Meter Make/Model | YSI 556 |
| Select the Parameters you want to measure below. | |
| Select Measured Parameters | pH, Specific Conductivity, Turbidity (NTU), Dissolved Oxygen (DO) (mg/L), Temperature (°C), Redox (ORP) (mV) |

## -10:14|DTW:157.88|pH: 7|SpCND: 1168|TRB: 2.88|DO: 11.1|T: 32.4|ORP: 133

## Calculation Specific Fields

| | |
|---|---|
| Total Vol Purged L Only | 0 |
| Flow Rate L/min Only | 0.3 |
| Site ID, Well ID | Default Site, MW-28 |
| Reading Time | 10:14 |
| Minutes Elapsed between readings | 0 |
| Total Elapsed Minutes (during parameter readings) | 0 |
| Total Elapsed Minutes from Purge Start Time | 0 |

## Purge and Flow

| | |
|---|---|
| Flow Rate Units | mL/min |
| Flow Rate | 300 |
| Depth to Water | 157.88 |
| Theoretical Total Volume Purged | 0.0 |
| Total Volume Purged Units | L |
| Total Volume Purged | 0 |

## Parameters

| | |
|---|---|
| pH | 7 |
| pH 2 decimals | 7.00 |
| Specific Conductivity Units | µS/cm$^{c}$ |
| Specific Conductivity | 1168 |
| spec cond sig figs | 1,168.0000 |
| Turbidity (NTU) | 2.88 |
| Turbidity reading outside range of meter? | No |
| turbidity sig figs | 2.9 |
| Dissolved Oxygen (DO) (mg/L) | 11.1 |
| DO 2 decimals | 11.10 |
| Temperature (°C) | 32.4 |
| temp 2 decimals | 32.40 |
| Redox (ORP) (mV) | 133 |
| orp 2 decimals | 133.00 |
| parameters | -10:14\|DTW:157.88\|pH: 7\|SpCND: 1168\|TRB: 2.88\|DO: 11.1\|T: 32.4\|ORP: 133 |
| Stabilization Calculation | 1/3 Measurement intervals before stability can be calculated |
| Color | Clear |

| | |
|---|---|
| Notable Odors | No Odor |

Well is considered stabilized and ready for sample collection when the following is met for three consecutive readings collected at 3 to 5 minute intervals: -turbidity remains within 10% (or if three consecutive values are <5NTU) -specific conductance and temp remain within 3% -ORP within + or - 10 mV -DO within 10% (or if three consecutive values are <0.5 mg/L) -pH within 0.1 unit

## -10:22|DTW:157.88|pH: 7.03|SpCND: 1025|TRB: 2.78|DO: 10.53|T: 32.69|ORP: 127

### Calculation Specific Fields

| | |
|---|---|
| Total Vol Purged L Only | 2.4 |
| Flow Rate L/min Only | 0.3 |
| Site ID, Well ID | Default Site, MW-28 |
| Reading Time | 10:22 |
| Minutes Elapsed between readings | 8 |
| Total Elapsed Minutes (during parameter readings) | 8 |
| Total Elapsed Minutes from Purge Start Time | 8 |

### Purge and Flow

| | |
|---|---|
| Flow Rate Units | mL/min |
| Flow Rate | 300 |
| Depth to Water | 157.88 |
| Theoretical Total Volume Purged | 2.4 |
| Total Volume Purged Units | L |
| Total Volume Purged | 2.4 |

### Parameters

| | |
|---|---|
| pH | 7.03 |
| pH 2 decimals | 7.03 |
| Specific Conductivity Units | µS/cm$^{c}$ |
| Specific Conductivity | 1025 |
| spec cond sig figs | 1,025.0000 |
| Turbidity (NTU) | 2.78 |
| Turbidity reading outside range of meter? | No |
| turbidity sig figs | 2.8 |
| Dissolved Oxygen (DO) (mg/L) | 10.53 |
| DO 2 decimals | 10.53 |
| Temperature (°C) | 32.69 |
| temp 2 decimals | 32.69 |
| Redox (ORP) (mV) | 127 |
| orp 2 decimals | 127.00 |
| parameters | -10:22\|DTW:157.88\|pH: 7.03\|SpCND: 1025\|TRB: 2.78\|DO: 10.53\|T: 32.69\|ORP: 127 |
| Stabilization Calculation | 2/3 Measurement intervals before stability can be calculated |
| Color | Clear |
| Notable Odors | No Odor |

Well is considered stabilized and ready for sample collection when the following is met for three consecutive readings collected at 3 to 5 minute intervals: -turbidity remains within 10% (or if three consecutive values are <5NTU) -specific conductance and temp remain within 3% -ORP within + or - 10 mV -DO within 10% (or if three consecutive values are <0.5 mg/L) -pH within 0.1 unit

## □-10:27|DTW:157.88|pH: 7.08|SpCND: 1013|TRB: 2.98|DO: 10.88|T: 32.61|ORP: 123

### Calculation Specific Fields

| | |
|---|---|
| Total Vol Purged L Only | 4 |
| Flow Rate L/min Only | 0.3 |
| Site ID, Well ID | Default Site, MW-28 |
| Reading Time | 10:27 |
| Minutes Elapsed between readings | 5 |
| Total Elapsed Minutes (during parameter readings) | 13 |
| Total Elapsed Minutes from Purge Start Time | 13 |

### Purge and Flow

| | |
|---|---|
| Flow Rate Units | mL/min |
| Flow Rate | 300 |
| Depth to Water | 157.88 |
| Theoretical Total Volume Purged | 3.9 |
| Total Volume Purged Units | L |
| Total Volume Purged | 4 |

### Parameters

| | |
|---|---|
| pH | 7.08 |
| pH 2 decimals | 7.08 |
| Specific Conductivity Units | µS/cm$^{c}$ |
| Specific Conductivity | 1013 |
| spec cond sig figs | 1,013.0000 |
| Turbidity (NTU) | 2.98 |
| Turbidity reading outside range of meter? | No |
| turbidity sig figs | 3.0 |
| Dissolved Oxygen (DO) (mg/L) | 10.88 |
| DO 2 decimals | 10.88 |
| Temperature (°C) | 32.61 |
| temp 2 decimals | 32.61 |
| Redox (ORP) (mV) | 123 |
| orp 2 decimals | 123.00 |
| parameters | □-10:27\|DTW:157.88\|pH: 7.08\|SpCND: 1013\|TRB: 2.98\|DO: 10.88\|T: 32.61\|ORP: 123 |
| Stabilization Calculation | pH: □; SpCND: □; TRB: □; DO: □; T: □; ORP: □; Time Elapsed: 13 min<br>Parameters unstable -- Do not sample |
| Color | Clear |
| Notable Odors | No Odor |

Well is considered stabilized and ready for sample collection when the following is met for three consecutive readings collected at 3 to 5 minute intervals: -turbidity remains within 10% (or if three consecutive values are <5NTU) -specific conductance and temp remain within 3% -ORP within + or - 10 mV -DO within 10% (or if three consecutive values are <0.5 mg/L) -pH within 0.1 unit

## □-10:32|DTW:157.88|pH: 7.09|SpCND: 1011|TRB: 2.67|DO: 10.59|T: 33.08|ORP: 120

### Calculation Specific Fields

| | |
|---|---|
| Total Vol Purged L Only | 5.5 |

| | |
|---|---|
| Flow Rate L/min Only | 0.3 |
| Site ID, Well ID | Default Site, MW-28 |
| Reading Time | 10:32 |
| Minutes Elapsed between readings | 5 |
| Total Elapsed Minutes (during parameter readings) | 18 |
| Total Elapsed Minutes from Purge Start Time | 18 |

## Purge and Flow

| | |
|---|---|
| Flow Rate Units | mL/min |
| Flow Rate | 300 |
| Depth to Water | 157.88 |
| Theoretical Total Volume Purged | 5.4 |
| Total Volume Purged Units | L |
| Total Volume Purged | 5.5 |

## Parameters

| | |
|---|---|
| pH | 7.09 |
| pH 2 decimals | 7.09 |
| Specific Conductivity Units | µS/cm[c] |
| Specific Conductivity | 1011 |
| spec cond sig figs | 1,011.0000 |
| Turbidity (NTU) | 2.67 |
| Turbidity reading outside range of meter? | No |
| turbidity sig figs | 2.7 |
| Dissolved Oxygen (DO) (mg/L) | 10.59 |
| DO 2 decimals | 10.59 |
| Temperature (°C) | 33.08 |
| temp 2 decimals | 33.08 |
| Redox (ORP) (mV) | 120 |
| orp 2 decimals | 120.00 |
| parameters | □-10:32\|DTW:157.88\|pH: 7.09\|SpCND: 1011\|TRB: 2.67\|DO: 10.59\|T: 33.08\|ORP: 120 |
| Stabilization Calculation | pH: □; SpCND: □; TRB: □; DO: □; T: □; ORP: □; Time Elapsed: 18 min<br>All Parameters Stable -- Okay to sample |
| Color | Clear |
| Notable Odors | No Odor |

Well is considered stabilized and ready for sample collection when the following is met for three consecutive readings collected at 3 to 5 minute intervals: -turbidity remains within 10% (or if three consecutive values are <5NTU) -specific conductance and temp remain within 3% -ORP within + or - 10 mV -DO within 10% (or if three consecutive values are <0.5 mg/L) -pH within 0.1 unit

| | |
|---|---|
| Purge End Time (Before Sample Collection) | 10:33 |
| Theoretical Total Volume Purged | 5.4 |
| Total Purged | 5.5 |
| Well Volumes Purged | 0.02 |
| Did well go dry? | No |

## Well Dry

In order to view and enter sampling information below, you must measure DTW upon return and enter it in the field above.

## Sample Information

| | |
|---|---|
| Type of Equipment Used - Sample | Submersible Pump |
| Enter Inspection Data | No |

## Flow Measurements

## Flow Meter

| | |
|---|---|
| Type of Meter | Hach FH950 |

## Area Velocity

| | |
|---|---|
| Area Velocity Total Flow Per Minute qtot | 0 |
| Area Velocity Total Flow Rate qtot | 0 |

## Volumetric

| | |
|---|---|
| Average Total Flow Rate qtot | 0 |

## Visual Estimate

| | |
|---|---|
| Visual Estimate Total Flow Rate qtot | 0 |

## Mid-Section

| | |
|---|---|
| Mid-Section Total Flow Rate qtot | 0 |
| Mid-Section Total Flow Per Second qtot | 0 |
| Mid-Section Total Flow Per Minute qtot | 0 |
| Update Mid-Section Values | N/A |

## Close Out

| | |
|---|---|
| Scope of Work Status | In Progress |
| General Comments | Fe 0.03 Mn 0.5 sulfite 0.64-1.28 |

## Kinder Morgan, MW-29S, 2024-05-16

| | |
|---|---|
| Project | Kinder Morgan_Silvercroft_E2E |
| Created | 2024-05-16 12:30:29 MST by Sascha Arnold |
| Updated | 2024-05-16 12:49:55 MST by Sascha Arnold |
| Location | 32.26394331, -111.01512459 |
| Status | In Progress |

Please refer to the relevant TGI documents contained in the "Reference Files" of this app for additional instruction.

## Index

| | |
|---|---|
| Was Duplicated | 0 |
| Planned Latitude | 32.2639433100 |
| Planned_Longitude | -111.0151245900 |
| Facility ID | 521 |
| Area ID | 1588 |
| Asset ID | 37732 |
| Work Order ID | 1298 |
| Work Order Activity Detail ID | 69749 |
| Well or SW Asset | Well |
| Asset Subtype | Monitoring |

## General Information

| | |
|---|---|
| Select Project | Kinder Morgan, Silvercroft, Default Site |
| Client | Kinder Morgan |
| Facility Name | Silvercroft |
| Project Number | 30198741 |
| Area Name | Default Site |
| Location | W Silverbell Tree Dr. / N Silver Island Way, Tucson, AZ |
| Date | 2024-05-16 |
| Field Personnel | Sascha Arnold |
| NOTES AND DIRECTIONS | Also collect ferrous iron and sulfite in the field immediately after sample collection utilizing a Hach® DR820 spectrometer and a Hach® SU-5 Sulfite Test Kit |

## Scope of Work

| | |
|---|---|
| Location Type | Planned |
| Select Asset | MW-29S |
| Asset Name | MW-29S |
| Scope of Work | Q2 2024 GW Sampling, 2024-05-13, Groundwater Monitoring |
| Length Units | Metric |
| Volume Units | Metric |
| Work to be Performed at Location | Groundwater Sampling and Water Level Measurement |

Work to be Performed at Location: Gauging Only - well is to be gauged for potentiometric surface and not sampled as part of scope of work Gauging and GW Sampling - Well is gauged and sampled in the same record. Surface Water Sampling - Location is a surface water monitoring location Well Inspection Only - well is not gauged or sampled, only inspected

## Location Info

| | |
|---|---|
| Coordinate Source | Planned |

## Weather Conditions

| | |
|---|---|
| Fetch Weather | N/A |
| Weather | Hot |

## Well Details

| | |
|---|---|
| Detail Correction Required | No |
| Top of Screen (ft bgs) | 149.00 |
| Bottom of Screen (ft bgs) | 189.00 |
| Casing Diameter (in) | 4.00 |
| Well Casing Material | PVC |
| Measuring Point (mp) Description | Top of Outer Casing |
| Constructed Total Depth (ft bgs) | 190.00 |
| Enter Gauging Data | Yes |

## Water Elevation Details

| | |
|---|---|
| Gauging Equipment | Interface Probe |
| Gauging Date | 2024-04-30 |
| Gauging Time | 12:31 |

## Well Head Gas Reading

| | |
|---|---|
| Select Screening Parameters | None |
| Is water present? | Yes |
| Static Water Level | 167 |
| DTW QC Check | N/A |
| Product Present | No |
| Total Depth Recorded | No |
| Reason Total Depth Not Recorded | Nm |
| TD QC Check | TD is >3 ft from constructed measurement. Check in with PM/TM |
| Water Column | 23 |
| Volume in Well | 186.47 |
| Sheen? | No |
| Odor? | No |
| Enter Evacuation Data | Yes |

## Evacuation Details

| | |
|---|---|
| Evacuation date | 2024-05-16 |
| Purge Method | Low Flow |

## No-Purge

| | |
|---|---|
| Type of No-Purge Equipment Used | |

## Retrieval Details

If anything has changed since deployment, please note these changes in the general comment section at the end of the form.

| | |
|---|---|
| Total Time Deployed (days) | Please enter all deployment and retrieval dates and times to calculate elapsed time. |

## Purge

| | |
|---|---|
| Type of Equipment Used - Purge | Submersible Pump |

| | |
|---|---|
| Purge Start Time | 12:31 |
| Enter Water Quality Parameters | Yes |

## Water Quality Parameters

| | |
|---|---|
| Water Quality Meter Make/Model | YSI 556 |
| Select the Parameters you want to measure below. | |
| Select Measured Parameters | pH, Specific Conductivity, Turbidity (NTU), Dissolved Oxygen (DO) (mg/L), Temperature (°C), Redox (ORP) (mV) |

## -12:31|DTW:167|pH: 7.29|SpCND: 1092|TRB: 3.22|DO: 4.52|T: 29.76|ORP: 56

## Calculation Specific Fields

| | |
|---|---|
| Total Vol Purged L Only | 0 |
| Flow Rate L/min Only | 0.3 |
| Site ID, Well ID | Default Site, MW-29S |
| Reading Time | 12:31 |
| Minutes Elapsed between readings | 0 |
| Total Elapsed Minutes (during parameter readings) | 0 |
| Total Elapsed Minutes from Purge Start Time | 0 |

## Purge and Flow

| | |
|---|---|
| Flow Rate Units | mL/min |
| Flow Rate | 300 |
| Depth to Water | 167 |
| Theoretical Total Volume Purged | 0.0 |
| Total Volume Purged Units | L |
| Total Volume Purged | 0 |

## Parameters

| | |
|---|---|
| pH | 7.29 |
| pH 2 decimals | 7.29 |
| Specific Conductivity Units | µS/cm$^{c}$ |
| Specific Conductivity | 1092 |
| spec cond sig figs | 1,092.0000 |
| Turbidity (NTU) | 3.22 |
| Turbidity reading outside range of meter? | No |
| turbidity sig figs | 3.2 |
| Dissolved Oxygen (DO) (mg/L) | 4.52 |
| DO 2 decimals | 4.52 |
| Temperature (°C) | 29.76 |
| temp 2 decimals | 29.76 |
| Redox (ORP) (mV) | 56 |
| orp 2 decimals | 56.00 |
| parameters | -12:31\|DTW:167\|pH: 7.29\|SpCND: 1092\|TRB: 3.22\|DO: 4.52\|T: 29.76\|ORP: 56 |
| Stabilization Calculation | 1/3 Measurement intervals before stability can be calculated |
| Color | Clear |

| | |
|---|---|
| Notable Odors | No Odor |

Well is considered stabilized and ready for sample collection when the following is met for three consecutive readings collected at 3 to 5 minute intervals: -turbidity remains within 10% (or if three consecutive values are <5NTU) -specific conductance and temp remain within 3% -ORP within + or - 10 mV -DO within 10% (or if three consecutive values are <0.5 mg/L) -pH within 0.1 unit

## -12:36|DTW:167|pH: 7.28|SpCND: 1120|TRB: 3.13|DO: 3.45|T: 29.45|ORP: 54

### Calculation Specific Fields

| | |
|---|---|
| Total Vol Purged L Only | 1.5 |
| Flow Rate L/min Only | 0.3 |
| Site ID, Well ID | Default Site, MW-29S |
| Reading Time | 12:36 |
| Minutes Elapsed between readings | 5 |
| Total Elapsed Minutes (during parameter readings) | 5 |
| Total Elapsed Minutes from Purge Start Time | 5 |

### Purge and Flow

| | |
|---|---|
| Flow Rate Units | mL/min |
| Flow Rate | 300 |
| Depth to Water | 167 |
| Theoretical Total Volume Purged | 1.5 |
| Total Volume Purged Units | L |
| Total Volume Purged | 1.5 |

### Parameters

| | |
|---|---|
| pH | 7.28 |
| pH 2 decimals | 7.28 |
| Specific Conductivity Units | µS/cm$^{c}$ |
| Specific Conductivity | 1120 |
| spec cond sig figs | 1,120.0000 |
| Turbidity (NTU) | 3.13 |
| Turbidity reading outside range of meter? | No |
| turbidity sig figs | 3.1 |
| Dissolved Oxygen (DO) (mg/L) | 3.45 |
| DO 2 decimals | 3.45 |
| Temperature (°C) | 29.45 |
| temp 2 decimals | 29.45 |
| Redox (ORP) (mV) | 54 |
| orp 2 decimals | 54.00 |
| parameters | -12:36\|DTW:167\|pH: 7.28\|SpCND: 1120\|TRB: 3.13\|DO: 3.45\|T: 29.45\|ORP: 54 |
| Stabilization Calculation | 2/3 Measurement intervals before stability can be calculated |
| Color | Clear |
| Notable Odors | No Odor |

Well is considered stabilized and ready for sample collection when the following is met for three consecutive readings collected at 3 to 5 minute intervals: -turbidity remains within 10% (or if three consecutive values are <5NTU) -specific conductance and temp remain within 3% -ORP within + or - 10 mV -DO within 10% (or if three consecutive values are <0.5 mg/L) -pH within 0.1 unit

## □-12:42|DTW:167|pH: 7.26|SpCND: 1129|TRB: 3.06|DO: 3.44|T: 29.81|ORP: 53

### Calculation Specific Fields

| | |
|---|---|
| Total Vol Purged L Only | 3.4 |
| Flow Rate L/min Only | 0.3 |
| Site ID, Well ID | Default Site, MW-29S |
| Reading Time | 12:42 |
| Minutes Elapsed between readings | 6 |
| Total Elapsed Minutes (during parameter readings) | 11 |
| Total Elapsed Minutes from Purge Start Time | 11 |

### Purge and Flow

| | |
|---|---|
| Flow Rate Units | mL/min |
| Flow Rate | 300 |
| Depth to Water | 167 |
| Theoretical Total Volume Purged | 3.3 |
| Total Volume Purged Units | L |
| Total Volume Purged | 3.4 |

### Parameters

| | |
|---|---|
| pH | 7.26 |
| pH 2 decimals | 7.26 |
| Specific Conductivity Units | µS/cm[c] |
| Specific Conductivity | 1129 |
| spec cond sig figs | 1,129.0000 |
| Turbidity (NTU) | 3.06 |
| Turbidity reading outside range of meter? | No |
| turbidity sig figs | 3.1 |
| Dissolved Oxygen (DO) (mg/L) | 3.44 |
| DO 2 decimals | 3.44 |
| Temperature (°C) | 29.81 |
| temp 2 decimals | 29.81 |
| Redox (ORP) (mV) | 53 |
| orp 2 decimals | 53.00 |
| parameters | □-12:42\|DTW:167\|pH: 7.26\|SpCND: 1129\|TRB: 3.06\|DO: 3.44\|T: 29.81\|ORP: 53 |
| Stabilization Calculation | pH: □; SpCND: □; TRB: □; DO: □; T: □; ORP: □; Time Elapsed: 11 min<br>Parameters unstable -- Do not sample |
| Color | Clear |
| Notable Odors | No Odor |

Well is considered stabilized and ready for sample collection when the following is met for three consecutive readings collected at 3 to 5 minute intervals: -turbidity remains within 10% (or if three consecutive values are <5NTU) -specific conductance and temp remain within 3% -ORP within + or - 10 mV -DO within 10% (or if three consecutive values are <0.5 mg/L) -pH within 0.1 unit

## □-12:47|DTW:167|pH: 7.22|SpCND: 1107|TRB: 3.01|DO: 3.38|T: 30.11|ORP: 55

### Calculation Specific Fields

| | |
|---|---|
| Total Vol Purged L Only | 5 |

| | |
|---|---|
| Flow Rate L/min Only | 0.3 |
| Site ID, Well ID | Default Site, MW-29S |
| Reading Time | 12:47 |
| Minutes Elapsed between readings | 5 |
| Total Elapsed Minutes (during parameter readings) | 16 |
| Total Elapsed Minutes from Purge Start Time | 16 |

## Purge and Flow

| | |
|---|---|
| Flow Rate Units | mL/min |
| Flow Rate | 300 |
| Depth to Water | 167 |
| Theoretical Total Volume Purged | 4.8 |
| Total Volume Purged Units | L |
| Total Volume Purged | 5 |

## Parameters

| | |
|---|---|
| pH | 7.22 |
| pH 2 decimals | 7.22 |
| Specific Conductivity Units | µS/cm$^{c}$ |
| Specific Conductivity | 1107 |
| spec cond sig figs | 1,107.0000 |
| Turbidity (NTU) | 3.01 |
| Turbidity reading outside range of meter? | No |
| turbidity sig figs | 3.0 |
| Dissolved Oxygen (DO) (mg/L) | 3.38 |
| DO 2 decimals | 3.38 |
| Temperature (°C) | 30.11 |
| temp 2 decimals | 30.11 |
| Redox (ORP) (mV) | 55 |
| orp 2 decimals | 55.00 |
| parameters | -12:47\|DTW:167\|pH: 7.22\|SpCND: 1107\|TRB: 3.01\|DO: 3.38\|T: 30.11\|ORP: 55 |
| Stabilization Calculation | pH: ; SpCND: ; TRB: ; DO: ; T: ; ORP: ; Time Elapsed: 16 min<br>All Parameters Stable -- Okay to sample |
| Color | Clear |
| Notable Odors | No Odor |

Well is considered stabilized and ready for sample collection when the following is met for three consecutive readings collected at 3 to 5 minute intervals: -turbidity remains within 10% (or if three consecutive values are <5NTU) -specific conductance and temp remain within 3% -ORP within + or - 10 mV -DO within 10% (or if three consecutive values are <0.5 mg/L) -pH within 0.1 unit

| | |
|---|---|
| Purge End Time (Before Sample Collection) | 12:51 |
| Theoretical Total Volume Purged | 4.8 |
| Total Purged | 5 |
| Well Volumes Purged | 0.03 |
| Did well go dry? | No |

## Well Dry

In order to view and enter sampling information below, you must measure DTW upon return and enter it in the field above.

## Sample Information

| | |
|---|---|
| Type of Equipment Used - Sample | Submersible Pump |

## Flow Measurements

## Flow Meter

| | |
|---|---|
| Type of Meter | Hach FH950 |

## Area Velocity

| | |
|---|---|
| Area Velocity Total Flow Per Minute qtot | 0 |
| Area Velocity Total Flow Rate qtot | 0 |

## Volumetric

| | |
|---|---|
| Average Total Flow Rate qtot | 0 |

## Visual Estimate

| | |
|---|---|
| Visual Estimate Total Flow Rate qtot | 0 |

## Mid-Section

| | |
|---|---|
| Mid-Section Total Flow Rate qtot | 0 |
| Mid-Section Total Flow Per Second qtot | 0 |
| Mid-Section Total Flow Per Minute qtot | 0 |
| Update Mid-Section Values | N/A |

## Close Out

| | |
|---|---|
| Scope of Work Status | In Progress |
| General Comments | Fe 0.07 Mn 0.4 sulfite 0.64-1.28 |

## Kinder Morgan, MW-30, 2024-05-20

| | |
|---|---|
| Project | Kinder Morgan_Silvercroft_E2E |
| Created | 2024-05-20 12:45:50 MST by Sascha Arnold |
| Updated | 2024-05-20 13:15:32 MST by Sascha Arnold |
| Location | 32.26140862, -111.01275314 |
| Status | In Progress |

Please refer to the relevant TGI documents contained in the "Reference Files" of this app for additional instruction.

## Index

| | |
|---|---|
| Was Duplicated | 0 |
| Planned Latitude | 32.2614086200 |
| Planned_Longitude | -111.0127531400 |
| Facility ID | 521 |
| Area ID | 1588 |
| Asset ID | 37735 |
| Work Order ID | 1298 |
| Work Order Activity Detail ID | 69750 |
| Well or SW Asset | Well |
| Asset Subtype | Monitoring |

## General Information

| | |
|---|---|
| Select Project | Kinder Morgan, Silvercroft, Default Site |
| Client | Kinder Morgan |
| Facility Name | Silvercroft |
| Project Number | 30198741 |
| Area Name | Default Site |
| Location | W Silverbell Tree Dr. / N Silver Island Way, Tucson, AZ |
| Date | 2024-05-20 |
| Field Personnel | Sascha Arnold |
| NOTES AND DIRECTIONS | Also collect ferrous iron and sulfite in the field immediately after sample collection utilizing a Hach® DR820 spectrometer and a Hach® SU-5 Sulfite Test Kit |

## Scope of Work

| | |
|---|---|
| Location Type | Planned |
| Select Asset | MW-30 |
| Asset Name | MW-30 |
| Scope of Work | Q2 2024 GW Sampling, 2024-05-13, Groundwater Monitoring |
| Length Units | Metric |
| Volume Units | Metric |
| Work to be Performed at Location | Groundwater Sampling and Water Level Measurement |

Work to be Performed at Location: Gauging Only - well is to be gauged for potentiometric surface and not sampled as part of scope of work Gauging and GW Sampling - Well is gauged and sampled in the same record. Surface Water Sampling - Location is a surface water monitoring location Well Inspection Only - well is not gauged or sampled, only inspected

## Location Info

| | |
|---|---|
| Coordinate Source | Planned |

## Weather Conditions

| | |
|---|---|
| Fetch Weather | N/A |
| Weather | Warm |

## Well Details

| | |
|---|---|
| Detail Correction Required | No |
| Top of Screen (ft bgs) | 135.00 |
| Bottom of Screen (ft bgs) | 140.00 |
| Casing Diameter (in) | 6.00 |
| Well Casing Material | PVC |
| Measuring Point (mp) Description | Top of Outer Casing |
| Constructed Total Depth (ft bgs) | 205.00 |
| Enter Gauging Data | Yes |

## Water Elevation Details

| | |
|---|---|
| Gauging Equipment | Interface Probe |
| Gauging Date | 2024-04-30 |
| Gauging Time | 12:46 |

## Well Head Gas Reading

| | |
|---|---|
| Select Screening Parameters | None |
| Is water present? | Yes |
| Static Water Level | 146.71 |
| DTW QC Check | N/A |
| Product Present | No |
| Total Depth Recorded | No |
| Reason Total Depth Not Recorded | Nm |
| TD QC Check | TD is >3 ft from constructed measurement. Check in with PM/TM |
| Water Column | 58.29 |
| Volume in Well | 1063.3 |
| Sheen? | No |
| Odor? | No |
| Enter Evacuation Data | Yes |

## Evacuation Details

| | |
|---|---|
| Evacuation date | 2024-05-20 |
| Purge Method | Low Flow |

## No-Purge

| | |
|---|---|
| Type of No-Purge Equipment Used | |

## Retrieval Details

If anything has changed since deployment, please note these changes in the general comment section at the end of the form.

| | |
|---|---|
| Total Time Deployed (days) | Please enter all deployment and retrieval dates and times to calculate elapsed time. |

## Purge

| | |
|---|---|
| Type of Equipment Used - Purge | Submersible Pump |

| | |
|---|---|
| Purge Start Time | 12:46 |
| Enter Water Quality Parameters | Yes |

## Water Quality Parameters

| | |
|---|---|
| Water Quality Meter Make/Model | YSI 556 |
| Select the Parameters you want to measure below. | |
| Select Measured Parameters | pH, Specific Conductivity, Turbidity (NTU), Dissolved Oxygen (DO) (mg/L), Temperature (°C), Redox (ORP) (mV) |

## -12:47|DTW:146.71|pH: 6.76|SpCND: 1230|TRB: 3.03|DO: 7.11|T: 31.4|ORP: 106

## Calculation Specific Fields

| | |
|---|---|
| Total Vol Purged L Only | 0 |
| Flow Rate L/min Only | 0.3 |
| Site ID, Well ID | Default Site, MW-30 |
| Reading Time | 12:47 |
| Minutes Elapsed between readings | 0 |
| Total Elapsed Minutes (during parameter readings) | 0 |
| Total Elapsed Minutes from Purge Start Time | 1 |

## Purge and Flow

| | |
|---|---|
| Flow Rate Units | mL/min |
| Flow Rate | 300 |
| Depth to Water | 146.71 |
| Theoretical Total Volume Purged | 0.3 |
| Total Volume Purged Units | L |
| Total Volume Purged | 0 |

## Parameters

| | |
|---|---|
| pH | 6.76 |
| pH 2 decimals | 6.76 |
| Specific Conductivity Units | µS/cm$^{c}$ |
| Specific Conductivity | 1230 |
| spec cond sig figs | 1,230.0000 |
| Turbidity (NTU) | 3.03 |
| Turbidity reading outside range of meter? | No |
| turbidity sig figs | 3.0 |
| Dissolved Oxygen (DO) (mg/L) | 7.11 |
| DO 2 decimals | 7.11 |
| Temperature (°C) | 31.4 |
| temp 2 decimals | 31.40 |
| Redox (ORP) (mV) | 106 |
| orp 2 decimals | 106.00 |
| parameters | -12:47\|DTW:146.71\|pH: 6.76\|SpCND: 1230\|TRB: 3.03\|DO: 7.11\|T: 31.4\|ORP: 106 |
| Stabilization Calculation | 1/3 Measurement intervals before stability can be calculated |
| Color | Clear |

| | |
|---|---|
| Notable Odors | No Odor |

Well is considered stabilized and ready for sample collection when the following is met for three consecutive readings collected at 3 to 5 minute intervals: -turbidity remains within 10% (or if three consecutive values are <5NTU) -specific conductance and temp remain within 3% -ORP within + or - 10 mV -DO within 10% (or if three consecutive values are <0.5 mg/L) -pH within 0.1 unit

## -12:54|DTW:146.71|pH: 6.98|SpCND: 925|TRB: 3.06|DO: 7.22|T: 32.07|ORP: 103

### Calculation Specific Fields

| | |
|---|---|
| Total Vol Purged L Only | 2.5 |
| Flow Rate L/min Only | 0.3 |
| Site ID, Well ID | Default Site, MW-30 |
| Reading Time | 12:54 |
| Minutes Elapsed between readings | 7 |
| Total Elapsed Minutes (during parameter readings) | 7 |
| Total Elapsed Minutes from Purge Start Time | 8 |

### Purge and Flow

| | |
|---|---|
| Flow Rate Units | mL/min |
| Flow Rate | 300 |
| Depth to Water | 146.71 |
| Theoretical Total Volume Purged | 2.4 |
| Total Volume Purged Units | L |
| Total Volume Purged | 2.5 |

### Parameters

| | |
|---|---|
| pH | 6.98 |
| pH 2 decimals | 6.98 |
| Specific Conductivity Units | µS/cm$^{c}$ |
| Specific Conductivity | 925 |
| spec cond sig figs | 925.000 |
| Turbidity (NTU) | 3.06 |
| Turbidity reading outside range of meter? | No |
| turbidity sig figs | 3.1 |
| Dissolved Oxygen (DO) (mg/L) | 7.22 |
| DO 2 decimals | 7.22 |
| Temperature (°C) | 32.07 |
| temp 2 decimals | 32.07 |
| Redox (ORP) (mV) | 103 |
| orp 2 decimals | 103.00 |
| parameters | -12:54\|DTW:146.71\|pH: 6.98\|SpCND: 925\|TRB: 3.06\|DO: 7.22\|T: 32.07\|ORP: 103 |
| Stabilization Calculation | 2/3 Measurement intervals before stability can be calculated |
| Color | Clear |
| Notable Odors | No Odor |

Well is considered stabilized and ready for sample collection when the following is met for three consecutive readings collected at 3 to 5 minute intervals: -turbidity remains within 10% (or if three consecutive values are <5NTU) -specific conductance and temp remain within 3% -ORP within + or - 10 mV -DO within 10% (or if three consecutive values are <0.5 mg/L) -pH within 0.1 unit

## □-13:01|DTW:1467.7|pH: 7.01|SpCND: 897|TRB: 3.09|DO: 7.06|T: 31.2|ORP: 102

### Calculation Specific Fields

| | |
|---|---|
| Total Vol Purged L Only | 4.5 |
| Flow Rate L/min Only | 0.3 |
| Site ID, Well ID | Default Site, MW-30 |
| Reading Time | 13:01 |
| Minutes Elapsed between readings | 7 |
| Total Elapsed Minutes (during parameter readings) | 14 |
| Total Elapsed Minutes from Purge Start Time | 15 |

### Purge and Flow

| | |
|---|---|
| Flow Rate Units | mL/min |
| Flow Rate | 300 |
| Depth to Water | 1467.7 |
| Theoretical Total Volume Purged | 4.5 |
| Total Volume Purged Units | L |
| Total Volume Purged | 4.5 |

### Parameters

| | |
|---|---|
| pH | 7.01 |
| pH 2 decimals | 7.01 |
| Specific Conductivity Units | µS/cm$^{c}$ |
| Specific Conductivity | 897 |
| spec cond sig figs | 897.000 |
| Turbidity (NTU) | 3.09 |
| Turbidity reading outside range of meter? | No |
| turbidity sig figs | 3.1 |
| Dissolved Oxygen (DO) (mg/L) | 7.06 |
| DO 2 decimals | 7.06 |
| Temperature (°C) | 31.2 |
| temp 2 decimals | 31.20 |
| Redox (ORP) (mV) | 102 |
| orp 2 decimals | 102.00 |
| parameters | □-13:01\|DTW:1467.7\|pH: 7.01\|SpCND: 897\|TRB: 3.09\|DO: 7.06\|T: 31.2\|ORP: 102 |
| Stabilization Calculation | pH: □; SpCND: □; TRB: □; DO: □; T: □; ORP: □; Time Elapsed: 14 min<br>Parameters unstable -- Do not sample |
| Color | Clear |
| Notable Odors | No Odor |

Well is considered stabilized and ready for sample collection when the following is met for three consecutive readings collected at 3 to 5 minute intervals: -turbidity remains within 10% (or if three consecutive values are <5NTU) -specific conductance and temp remain within 3% -ORP within + or - 10 mV -DO within 10% (or if three consecutive values are <0.5 mg/L) -pH within 0.1 unit

## □-13:07|DTW:146.7|pH: 6.95|SpCND: 886|TRB: 3.05|DO: 6.92|T: 31.5|ORP: 102

### Calculation Specific Fields

| | |
|---|---|
| Total Vol Purged L Only | 6.3 |

| | |
|---|---|
| Flow Rate L/min Only | 0.3 |
| Site ID, Well ID | Default Site, MW-30 |
| Reading Time | 13:07 |
| Minutes Elapsed between readings | 6 |
| Total Elapsed Minutes (during parameter readings) | 20 |
| Total Elapsed Minutes from Purge Start Time | 21 |

## Purge and Flow

| | |
|---|---|
| Flow Rate Units | mL/min |
| Flow Rate | 300 |
| Depth to Water | 146.7 |
| Theoretical Total Volume Purged | 6.3 |
| Total Volume Purged Units | L |
| Total Volume Purged | 6.3 |

## Parameters

| | |
|---|---|
| pH | 6.95 |
| pH 2 decimals | 6.95 |
| Specific Conductivity Units | µS/cm[c] |
| Specific Conductivity | 886 |
| spec cond sig figs | 886.000 |
| Turbidity (NTU) | 3.05 |
| Turbidity reading outside range of meter? | No |
| turbidity sig figs | 3.0 |
| Dissolved Oxygen (DO) (mg/L) | 6.92 |
| DO 2 decimals | 6.92 |
| Temperature (°C) | 31.5 |
| temp 2 decimals | 31.50 |
| Redox (ORP) (mV) | 102 |
| orp 2 decimals | 102.00 |
| parameters | -13:07\|DTW:146.7\|pH: 6.95\|SpCND: 886\|TRB: 3.05\|DO: 6.92\|T: 31.5\|ORP: 102 |
| Stabilization Calculation | pH: ; SpCND: ; TRB: ; DO: ; T: ; ORP: ; Time Elapsed: 20 min<br>Parameters unstable -- Do not sample |
| Color | Clear |
| Notable Odors | No Odor |

Well is considered stabilized and ready for sample collection when the following is met for three consecutive readings collected at 3 to 5 minute intervals: -turbidity remains within 10% (or if three consecutive values are <5NTU) -specific conductance and temp remain within 3% -ORP within + or - 10 mV -DO within 10% (or if three consecutive values are <0.5 mg/L) -pH within 0.1 unit

## -13:15|DTW:146.7|pH: 7|SpCND: 888|TRB: 3.04|DO: 6.55|T: 31.66|ORP: 102

## Calculation Specific Fields

| | |
|---|---|
| Total Vol Purged L Only | 9 |
| Flow Rate L/min Only | 0.3 |
| Site ID, Well ID | Default Site, MW-30 |
| Reading Time | 13:15 |

| | |
|---|---|
| Minutes Elapsed between readings | 8 |
| Total Elapsed Minutes (during parameter readings) | 28 |
| Total Elapsed Minutes from Purge Start Time | 29 |

## Purge and Flow

| | |
|---|---|
| Flow Rate Units | mL/min |
| Flow Rate | 300 |
| Depth to Water | 146.7 |
| Theoretical Total Volume Purged | 8.7 |
| Total Volume Purged Units | L |
| Total Volume Purged | 9 |

## Parameters

| | |
|---|---|
| pH | 7 |
| pH 2 decimals | 7.00 |
| Specific Conductivity Units | µS/cm[c] |
| Specific Conductivity | 888 |
| spec cond sig figs | 888.000 |
| Turbidity (NTU) | 3.04 |
| Turbidity reading outside range of meter? | No |
| turbidity sig figs | 3.0 |
| Dissolved Oxygen (DO) (mg/L) | 6.55 |
| DO 2 decimals | 6.55 |
| Temperature (°C) | 31.66 |
| temp 2 decimals | 31.66 |
| Redox (ORP) (mV) | 102 |
| orp 2 decimals | 102.00 |
| parameters | -13:15\|DTW:146.7\|pH: 7\|SpCND: 888\|TRB: 3.04\|DO: 6.55\|T: 31.66\|ORP: 102 |
| Stabilization Calculation | pH: ; SpCND: ; TRB: ; DO: ; T: ; ORP: ; Time Elapsed: 28 min<br>All Parameters Stable -- Okay to sample |
| Color | Clear |
| Notable Odors | No Odor |

Well is considered stabilized and ready for sample collection when the following is met for three consecutive readings collected at 3 to 5 minute intervals: -turbidity remains within 10% (or if three consecutive values are <5NTU) -specific conductance and temp remain within 3% -ORP within + or - 10 mV -DO within 10% (or if three consecutive values are <0.5 mg/L) -pH within 0.1 unit

| | |
|---|---|
| Purge End Time (Before Sample Collection) | 13:18 |
| Theoretical Total Volume Purged | 8.7 |
| Total Purged | 9 |
| Well Volumes Purged | 0.01 |
| Did well go dry? | No |

## Well Dry

In order to view and enter sampling information below, you must measure DTW upon return and enter it in the field above.

## Sample Information

| | |
|---|---|
| Type of Equipment Used - Sample | Submersible Pump |

| | |
|---|---|
| Enter Inspection Data | No |

## Flow Measurements

## Flow Meter

| | |
|---|---|
| Type of Meter | Hach FH950 |

## Area Velocity

| | |
|---|---|
| Area Velocity Total Flow Per Minute qtot | 0 |
| Area Velocity Total Flow Rate qtot | 0 |

## Volumetric

| | |
|---|---|
| Average Total Flow Rate qtot | 0 |

## Visual Estimate

| | |
|---|---|
| Visual Estimate Total Flow Rate qtot | 0 |

## Mid-Section

| | |
|---|---|
| Mid-Section Total Flow Rate qtot | 0 |
| Mid-Section Total Flow Per Second qtot | 0 |
| Mid-Section Total Flow Per Minute qtot | 0 |
| Update Mid-Section Values | N/A |

## Close Out

| | |
|---|---|
| Scope of Work Status | In Progress |
| General Comments | Fe 0.2 Mn 2.0 sulfite 0.64-1.28 |

## Kinder Morgan, MW-32S, 2024-05-16

| | |
|---|---|
| Project | Kinder Morgan_Silvercroft_E2E |
| Created | 2024-05-16 11:49:07 MST by Sascha Arnold |
| Updated | 2024-05-16 12:08:04 MST by Sascha Arnold |
| Location | 32.26397575, -111.01518706 |
| Status | In Progress |

Please refer to the relevant TGI documents contained in the "Reference Files" of this app for additional instruction.

## Index

| | |
|---|---|
| Was Duplicated | 0 |
| Planned Latitude | 32.2639757500 |
| Planned_Longitude | -111.0151870600 |
| Facility ID | 521 |
| Area ID | 1588 |
| Asset ID | 37747 |
| Work Order ID | 1298 |
| Work Order Activity Detail ID | 69761 |
| Well or SW Asset | Well |
| Asset Subtype | Monitoring |

## General Information

| | |
|---|---|
| Select Project | Kinder Morgan, Silvercroft, Default Site |
| Client | Kinder Morgan |
| Facility Name | Silvercroft |
| Project Number | 30198741 |
| Area Name | Default Site |
| Location | W Silverbell Tree Dr. / N Silver Island Way, Tucson, AZ |
| Date | 2024-05-16 |
| Field Personnel | Sascha Arnold |
| NOTES AND DIRECTIONS | Also collect ferrous iron and sulfite in the field immediately after sample collection utilizing a Hach® DR820 spectrometer and a Hach® SU-5 Sulfite Test Kit |

## Scope of Work

| | |
|---|---|
| Location Type | Planned |
| Select Asset | MW-32S |
| Asset Name | MW-32S |
| Scope of Work | Q2 2024 GW Sampling, 2024-05-13, Groundwater Monitoring |
| Length Units | Metric |
| Volume Units | Metric |
| Work to be Performed at Location | Groundwater Sampling and Water Level Measurement |

Work to be Performed at Location: Gauging Only - well is to be gauged for potentiometric surface and not sampled as part of scope of work Gauging and GW Sampling - Well is gauged and sampled in the same record. Surface Water Sampling - Location is a surface water monitoring location Well Inspection Only - well is not gauged or sampled, only inspected

## Location Info

| | |
|---|---|
| Coordinate Source | Planned |

## Weather Conditions

| | |
|---|---|
| Fetch Weather | N/A |
| Weather | Hot |

## Well Details

| | |
|---|---|
| Detail Correction Required | No |
| Top of Screen (ft bgs) | 149.00 |
| Bottom of Screen (ft bgs) | 189.00 |
| Well Casing Material | |
| Measuring Point (mp) Description | Top of Outer Casing |
| Constructed Total Depth (ft bgs) | 190.00 |
| Enter Gauging Data | Yes |

## Water Elevation Details

| | |
|---|---|
| Gauging Equipment | Interface Probe |
| Gauging Date | 2024-04-30 |
| Gauging Time | 11:49 |

## Well Head Gas Reading

| | |
|---|---|
| Select Screening Parameters | None |
| Is water present? | Yes |
| Static Water Level | 166 |
| DTW QC Check | N/A |
| Product Present | No |
| Total Depth Recorded | No |
| Reason Total Depth Not Recorded | Nm |
| TD QC Check | TD is >3 ft from constructed measurement. Check in with PM/TM |
| Water Column | 24 |
| Sheen? | No |
| Odor? | No |
| Enter Evacuation Data | Yes |

## Evacuation Details

| | |
|---|---|
| Evacuation date | 2024-05-16 |
| Purge Method | Low Flow |

## No-Purge

| | |
|---|---|
| Type of No-Purge Equipment Used | |

## Retrieval Details

If anything has changed since deployment, please note these changes in the general comment section at the end of the form.

| | |
|---|---|
| Total Time Deployed (days) | Please enter all deployment and retrieval dates and times to calculate elapsed time. |

## Purge

| | |
|---|---|
| Type of Equipment Used - Purge | Submersible Pump |
| Purge Start Time | 11:50 |
| Enter Water Quality Parameters | Yes |

## Water Quality Parameters

| | |
|---|---|
| Water Quality Meter Make/Model | YSI 556 |
| Select the Parameters you want to measure below. | |
| Select Measured Parameters | pH, Specific Conductivity, Turbidity (NTU), Dissolved Oxygen (DO) (mg/L), Temperature (°C), Redox (ORP) (mV) |

## -11:50|DTW:16|pH: 7.28|SpCND: 857|TRB: 2.99|DO: 5.88|T: 28.45|ORP: 55

## Calculation Specific Fields

| | |
|---|---|
| Total Vol Purged L Only | 0 |
| Flow Rate L/min Only | 0.3 |
| Site ID, Well ID | Default Site, MW-32S |
| Reading Time | 11:50 |
| Minutes Elapsed between readings | 0 |
| Total Elapsed Minutes (during parameter readings) | 0 |
| Total Elapsed Minutes from Purge Start Time | 0 |

## Purge and Flow

| | |
|---|---|
| Flow Rate Units | mL/min |
| Flow Rate | 300 |
| Depth to Water | 16 |
| Theoretical Total Volume Purged | 0.0 |
| Total Volume Purged Units | L |
| Total Volume Purged | 0 |

## Parameters

| | |
|---|---|
| pH | 7.28 |
| pH 2 decimals | 7.28 |
| Specific Conductivity Units | µS/cm$^{c}$ |
| Specific Conductivity | 857 |
| spec cond sig figs | 857.000 |
| Turbidity (NTU) | 2.99 |
| Turbidity reading outside range of meter? | No |
| turbidity sig figs | 3.0 |
| Dissolved Oxygen (DO) (mg/L) | 5.88 |
| DO 2 decimals | 5.88 |
| Temperature (°C) | 28.45 |
| temp 2 decimals | 28.45 |
| Redox (ORP) (mV) | 55 |
| orp 2 decimals | 55.00 |
| parameters | -11:50\|DTW:16\|pH: 7.28\|SpCND: 857\|TRB: 2.99\|DO: 5.88\|T: 28.45\|ORP: 55 |
| Stabilization Calculation | 1/3 Measurement intervals before stability can be calculated |
| Color | Clear |
| Notable Odors | No Odor |

Well is considered stabilized and ready for sample collection when the following is met for three consecutive readings collected at 3 to 5 minute intervals: -turbidity remains within 10% (or if three consecutive values are <5NTU) -specific conductance and temp remain within 3% -ORP within + or - 10 mV -DO within 10% (or if three consecutive values are <0.5 mg/L) -pH within 0.1 unit

## -11:54|DTW:166|pH: 7.38|SpCND: 828|TRB: 2.95|DO: 5.12|T: 28.75|ORP: 54

### Calculation Specific Fields

| | |
|---|---|
| Total Vol Purged L Only | 1.2 |
| Flow Rate L/min Only | 0.3 |
| Site ID, Well ID | Default Site, MW-32S |
| Reading Time | 11:54 |
| Minutes Elapsed between readings | 4 |
| Total Elapsed Minutes (during parameter readings) | 4 |
| Total Elapsed Minutes from Purge Start Time | 4 |

### Purge and Flow

| | |
|---|---|
| Flow Rate Units | mL/min |
| Flow Rate | 300 |
| Depth to Water | 166 |
| Theoretical Total Volume Purged | 1.2 |
| Total Volume Purged Units | L |
| Total Volume Purged | 1.2 |

### Parameters

| | |
|---|---|
| pH | 7.38 |
| pH 2 decimals | 7.38 |
| Specific Conductivity Units | µS/cm[c] |
| Specific Conductivity | 828 |
| spec cond sig figs | 828.000 |
| Turbidity (NTU) | 2.95 |
| Turbidity reading outside range of meter? | No |
| turbidity sig figs | 3.0 |
| Dissolved Oxygen (DO) (mg/L) | 5.12 |
| DO 2 decimals | 5.12 |
| Temperature (°C) | 28.75 |
| temp 2 decimals | 28.75 |
| Redox (ORP) (mV) | 54 |
| orp 2 decimals | 54.00 |
| parameters | -11:54\|DTW:166\|pH: 7.38\|SpCND: 828\|TRB: 2.95\|DO: 5.12\|T: 28.75\|ORP: 54 |
| Stabilization Calculation | 2/3 Measurement intervals before stability can be calculated |
| Color | Clear |
| Notable Odors | No Odor |

Well is considered stabilized and ready for sample collection when the following is met for three consecutive readings collected at 3 to 5 minute intervals: -turbidity remains within 10% (or if three consecutive values are <5NTU) -specific conductance and temp remain within 3% -ORP within + or - 10 mV -DO within 10% (or if three consecutive values are <0.5 mg/L) -pH within 0.1 unit

## -11:59|DTW:300|pH: 7.42|SpCND: 823|TRB: 2.84|DO: 5.09|T: 29|ORP: 54

## Calculation Specific Fields

| | |
|---|---|
| Total Vol Purged L Only | 2.7 |
| Flow Rate L/min Only | 0.3 |
| Site ID, Well ID | Default Site, MW-32S |
| Reading Time | 11:59 |
| Minutes Elapsed between readings | 5 |
| Total Elapsed Minutes (during parameter readings) | 9 |
| Total Elapsed Minutes from Purge Start Time | 9 |

## Purge and Flow

| | |
|---|---|
| Flow Rate Units | mL/min |
| Flow Rate | 300 |
| Depth to Water | 300 |
| Theoretical Total Volume Purged | 2.7 |
| Total Volume Purged Units | L |
| Total Volume Purged | 2.7 |

## Parameters

| | |
|---|---|
| pH | 7.42 |
| pH 2 decimals | 7.42 |
| Specific Conductivity Units | µS/cm[c] |
| Specific Conductivity | 823 |
| spec cond sig figs | 823.000 |
| Turbidity (NTU) | 2.84 |
| Turbidity reading outside range of meter? | No |
| turbidity sig figs | 2.8 |
| Dissolved Oxygen (DO) (mg/L) | 5.09 |
| DO 2 decimals | 5.09 |
| Temperature (°C) | 29 |
| temp 2 decimals | 29.00 |
| Redox (ORP) (mV) | 54 |
| orp 2 decimals | 54.00 |
| parameters | -11:59\|DTW:300\|pH: 7.42\|SpCND: 823\|TRB: 2.84\|DO: 5.09\|T: 29\|ORP: 54 |
| Stabilization Calculation | pH: ; SpCND: ; TRB: ; DO: ; T: ; ORP: ; Time Elapsed: 9 min<br>Parameters unstable -- Do not sample |
| Color | Clear |
| Notable Odors | No Odor |

Well is considered stabilized and ready for sample collection when the following is met for three consecutive readings collected at 3 to 5 minute intervals: -turbidity remains within 10% (or if three consecutive values are <5NTU) -specific conductance and temp remain within 3% -ORP within + or - 10 mV -DO within 10% (or if three consecutive values are <0.5 mg/L) -pH within 0.1 unit

## -12:07|DTW:166|pH: 7.41|SpCND: 821|TRB: 2.94|DO: 4.77|T: 29.1|ORP: 54

## Calculation Specific Fields

| | |
|---|---|
| Total Vol Purged L Only | 5 |
| Flow Rate L/min Only | 0.3 |

| | |
|---|---|
| Site ID, Well ID | Default Site, MW-32S |
| Reading Time | 12:07 |
| Minutes Elapsed between readings | 8 |
| Total Elapsed Minutes (during parameter readings) | 17 |
| Total Elapsed Minutes from Purge Start Time | 17 |

## Purge and Flow

| | |
|---|---|
| Flow Rate Units | mL/min |
| Flow Rate | 300 |
| Depth to Water | 166 |
| Theoretical Total Volume Purged | 5.1 |
| Total Volume Purged Units | L |
| Total Volume Purged | 5 |

## Parameters

| | |
|---|---|
| pH | 7.41 |
| pH 2 decimals | 7.41 |
| Specific Conductivity Units | µS/cm$^{c}$ |
| Specific Conductivity | 821 |
| spec cond sig figs | 821.000 |
| Turbidity (NTU) | 2.94 |
| Turbidity reading outside range of meter? | No |
| turbidity sig figs | 2.9 |
| Dissolved Oxygen (DO) (mg/L) | 4.77 |
| DO 2 decimals | 4.77 |
| Temperature (°C) | 29.1 |
| temp 2 decimals | 29.10 |
| Redox (ORP) (mV) | 54 |
| orp 2 decimals | 54.00 |
| parameters | □-12:07\|DTW:166\|pH: 7.41\|SpCND: 821\|TRB: 2.94\|DO: 4.77\|T: 29.1\|ORP: 54 |
| Stabilization Calculation | pH: □; SpCND: □; TRB: □; DO: □; T: □; ORP: □; Time Elapsed: 17 min<br>All Parameters Stable -- Okay to sample |
| Color | Clear |
| Notable Odors | No Odor |

Well is considered stabilized and ready for sample collection when the following is met for three consecutive readings collected at 3 to 5 minute intervals: -turbidity remains within 10% (or if three consecutive values are <5NTU) -specific conductance and temp remain within 3% -ORP within + or - 10 mV -DO within 10% (or if three consecutive values are <0.5 mg/L) -pH within 0.1 unit

| | |
|---|---|
| Purge End Time (Before Sample Collection) | 12:09 |
| Theoretical Total Volume Purged | 5.1 |
| Total Purged | 5 |
| Did well go dry? | No |

## Well Dry

In order to view and enter sampling information below, you must measure DTW upon return and enter it in the field above.

## Sample Information

| | |
|---|---|
| Type of Equipment Used - Sample | Submersible Pump |
| Enter Inspection Data | No |

## Flow Measurements

## Flow Meter

| | |
|---|---|
| Type of Meter | Hach FH950 |

## Area Velocity

| | |
|---|---|
| Area Velocity Total Flow Per Minute qtot | 0 |
| Area Velocity Total Flow Rate qtot | 0 |

## Volumetric

| | |
|---|---|
| Average Total Flow Rate qtot | 0 |

## Visual Estimate

| | |
|---|---|
| Visual Estimate Total Flow Rate qtot | 0 |

## Mid-Section

| | |
|---|---|
| Mid-Section Total Flow Rate qtot | 0 |
| Mid-Section Total Flow Per Second qtot | 0 |
| Mid-Section Total Flow Per Minute qtot | 0 |
| Update Mid-Section Values | N/A |

## Close Out

| | |
|---|---|
| Scope of Work Status | In Progress |
| General Comments | Fe 0.02 Mn 2.7 sulfite 0.64-1.28 |

## Kinder Morgan, R-067A, 2024-05-22

| | |
|---|---|
| Project | Kinder Morgan_Silvercroft_E2E |
| Created | 2024-05-22 11:22:16 MST by Sascha Arnold |
| Updated | 2024-05-22 11:39:41 MST by Sascha Arnold |
| Location | 32.26308387, -111.0131096 |
| Status | In Progress |

Please refer to the relevant TGI documents contained in the "Reference Files" of this app for additional instruction.

## Index

| | |
|---|---|
| Was Duplicated | 0 |
| Planned Latitude | 32.2630838700 |
| Planned_Longitude | -111.0131096000 |
| Facility ID | 521 |
| Area ID | 1588 |
| Asset ID | 37736 |
| Work Order ID | 1298 |
| Work Order Activity Detail ID | 69751 |
| Well or SW Asset | Well |
| Asset Subtype | Monitoring |

## General Information

| | |
|---|---|
| Select Project | Kinder Morgan, Silvercroft, Default Site |
| Client | Kinder Morgan |
| Facility Name | Silvercroft |
| Project Number | 30198741 |
| Area Name | Default Site |
| Location | W Silverbell Tree Dr. / N Silver Island Way, Tucson, AZ |
| Date | 2024-05-22 |
| Field Personnel | Sascha Arnold |
| NOTES AND DIRECTIONS | Also collect ferrous iron and sulfite in the field immediately after sample collection utilizing a Hach® DR820 spectrometer and a Hach® SU-5 Sulfite Test Kit |

## Scope of Work

| | |
|---|---|
| Location Type | Planned |
| Select Asset | R-067A |
| Asset Name | R-067A |
| Scope of Work | Q2 2024 GW Sampling, 2024-05-13, Groundwater Monitoring |
| Length Units | Metric |
| Volume Units | Metric |
| Work to be Performed at Location | Groundwater Sampling and Water Level Measurement |

Work to be Performed at Location: Gauging Only - well is to be gauged for potentiometric surface and not sampled as part of scope of work Gauging and GW Sampling - Well is gauged and sampled in the same record. Surface Water Sampling - Location is a surface water monitoring location Well Inspection Only - well is not gauged or sampled, only inspected

## Location Info

| | |
|---|---|
| Coordinate Source | Planned |

## Weather Conditions

| | |
|---|---|
| Fetch Weather | N/A |
| Weather | Hot |

## Well Details

| | |
|---|---|
| Detail Correction Required | No |
| Top of Screen (ft bgs) | 85.00 |
| Bottom of Screen (ft bgs) | 190.00 |
| Well Casing Material | |
| Measuring Point (mp) Description | Top of Outer Casing |
| Constructed Total Depth (ft bgs) | 189.80 |
| Enter Gauging Data | Yes |

## Water Elevation Details

| | |
|---|---|
| Gauging Equipment | Interface Probe |
| Gauging Date | 2024-04-30 |
| Gauging Time | 11:23 |

## Well Head Gas Reading

| | |
|---|---|
| Select Screening Parameters | None |
| Is water present? | Yes |
| Static Water Level | 167 |
| DTW QC Check | N/A |
| Product Present | No |
| Total Depth Recorded | No |
| Reason Total Depth Not Recorded | Nm |
| TD QC Check | TD is >3 ft from constructed measurement. Check in with PM/TM |
| Water Column | 22.8 |
| Sheen? | No |
| Odor? | No |
| Enter Evacuation Data | Yes |

## Evacuation Details

| | |
|---|---|
| Evacuation date | 2024-05-22 |
| Purge Method | Low Flow |

## No-Purge

| | |
|---|---|
| Type of No-Purge Equipment Used | |

## Retrieval Details

If anything has changed since deployment, please note these changes in the general comment section at the end of the form.

| | |
|---|---|
| Total Time Deployed (days) | Please enter all deployment and retrieval dates and times to calculate elapsed time. |

## Purge

| | |
|---|---|
| Type of Equipment Used - Purge | Submersible Pump |
| Purge Start Time | 11:24 |
| Enter Water Quality Parameters | Yes |

## Water Quality Parameters

| | |
|---|---|
| Water Quality Meter Make/Model | YSI 556 |
| Select the Parameters you want to measure below. | |
| Select Measured Parameters | pH, Specific Conductivity, Turbidity (NTU), Dissolved Oxygen (DO) (mg/L), Temperature (°C), Redox (ORP) (mV) |

## -11:24|DTW:167|pH: 6.89|SpCND: 1207|TRB: 3.33|DO: 6.4|T: 31.9|ORP: 2

## Calculation Specific Fields

| | |
|---|---|
| Total Vol Purged L Only | 0 |
| Flow Rate L/min Only | 0.3 |
| Site ID, Well ID | Default Site, R-067A |
| Reading Time | 11:24 |
| Minutes Elapsed between readings | 0 |
| Total Elapsed Minutes (during parameter readings) | 0 |
| Total Elapsed Minutes from Purge Start Time | 0 |

## Purge and Flow

| | |
|---|---|
| Flow Rate Units | mL/min |
| Flow Rate | 300 |
| Depth to Water | 167 |
| Theoretical Total Volume Purged | 0.0 |
| Total Volume Purged Units | L |
| Total Volume Purged | 0 |

## Parameters

| | |
|---|---|
| pH | 6.89 |
| pH 2 decimals | 6.89 |
| Specific Conductivity Units | µS/cm[c] |
| Specific Conductivity | 1207 |
| spec cond sig figs | 1,207.0000 |
| Turbidity (NTU) | 3.33 |
| Turbidity reading outside range of meter? | No |
| turbidity sig figs | 3.3 |
| Dissolved Oxygen (DO) (mg/L) | 6.4 |
| DO 2 decimals | 6.40 |
| Temperature (°C) | 31.9 |
| temp 2 decimals | 31.90 |
| Redox (ORP) (mV) | 2 |
| orp 2 decimals | 2.00 |
| parameters | -11:24\|DTW:167\|pH: 6.89\|SpCND: 1207\|TRB: 3.33\|DO: 6.4\|T: 31.9\|ORP: 2 |
| Stabilization Calculation | 1/3 Measurement intervals before stability can be calculated |
| Color | Clear |
| Notable Odors | No Odor |

Well is considered stabilized and ready for sample collection when the following is met for three consecutive readings collected at 3 to 5 minute intervals: -turbidity remains within 10% (or if three consecutive values are <5NTU) -specific conductance and temp remain within 3% -ORP within + or - 10 mV -DO within 10% (or if three consecutive values are <0.5 mg/L) -pH within 0.1 unit

## -11:29|DTW:167|pH: 6.92|SpCND: 1208|TRB: 3.26|DO: 6.33|T: 31.9|ORP: 6

### Calculation Specific Fields

| | |
|---|---|
| Total Vol Purged L Only | 1.5 |
| Flow Rate L/min Only | 0.3 |
| Site ID, Well ID | Default Site, R-067A |
| Reading Time | 11:29 |
| Minutes Elapsed between readings | 5 |
| Total Elapsed Minutes (during parameter readings) | 5 |
| Total Elapsed Minutes from Purge Start Time | 5 |

### Purge and Flow

| | |
|---|---|
| Flow Rate Units | mL/min |
| Flow Rate | 300 |
| Depth to Water | 167 |
| Theoretical Total Volume Purged | 1.5 |
| Total Volume Purged Units | L |
| Total Volume Purged | 1.5 |

### Parameters

| | |
|---|---|
| pH | 6.92 |
| pH 2 decimals | 6.92 |
| Specific Conductivity Units | µS/cm[c] |
| Specific Conductivity | 1208 |
| spec cond sig figs | 1,208.0000 |
| Turbidity (NTU) | 3.26 |
| Turbidity reading outside range of meter? | No |
| turbidity sig figs | 3.3 |
| Dissolved Oxygen (DO) (mg/L) | 6.33 |
| DO 2 decimals | 6.33 |
| Temperature (°C) | 31.9 |
| temp 2 decimals | 31.90 |
| Redox (ORP) (mV) | 6 |
| orp 2 decimals | 6.00 |
| parameters | -11:29\|DTW:167\|pH: 6.92\|SpCND: 1208\|TRB: 3.26\|DO: 6.33\|T: 31.9\|ORP: 6 |
| Stabilization Calculation | 2/3 Measurement intervals before stability can be calculated |
| Color | Clear |
| Notable Odors | No Odor |

Well is considered stabilized and ready for sample collection when the following is met for three consecutive readings collected at 3 to 5 minute intervals: -turbidity remains within 10% (or if three consecutive values are <5NTU) -specific conductance and temp remain within 3% -ORP within + or - 10 mV -DO within 10% (or if three consecutive values are <0.5 mg/L) -pH within 0.1 unit

## -11:35|DTW:167|pH: 6.98|SpCND: 1209|TRB: 3.01|DO: 6.2|T: 31.9|ORP: 9

## Calculation Specific Fields

| | |
|---|---|
| Total Vol Purged L Only | 3.4 |
| Flow Rate L/min Only | 0.3 |
| Site ID, Well ID | Default Site, R-067A |
| Reading Time | 11:35 |
| Minutes Elapsed between readings | 6 |
| Total Elapsed Minutes (during parameter readings) | 11 |
| Total Elapsed Minutes from Purge Start Time | 11 |

## Purge and Flow

| | |
|---|---|
| Flow Rate Units | mL/min |
| Flow Rate | 300 |
| Depth to Water | 167 |
| Theoretical Total Volume Purged | 3.3 |
| Total Volume Purged Units | L |
| Total Volume Purged | 3.4 |

## Parameters

| | |
|---|---|
| pH | 6.98 |
| pH 2 decimals | 6.98 |
| Specific Conductivity Units | µS/cm[c] |
| Specific Conductivity | 1209 |
| spec cond sig figs | 1,209.0000 |
| Turbidity (NTU) | 3.01 |
| Turbidity reading outside range of meter? | No |
| turbidity sig figs | 3.0 |
| Dissolved Oxygen (DO) (mg/L) | 6.2 |
| DO 2 decimals | 6.20 |
| Temperature (°C) | 31.9 |
| temp 2 decimals | 31.90 |
| Redox (ORP) (mV) | 9 |
| orp 2 decimals | 9.00 |
| parameters | □-11:35\|DTW:167\|pH: 6.98\|SpCND: 1209\|TRB: 3.01\|DO: 6.2\|T: 31.9\|ORP: 9 |
| Stabilization Calculation | pH: □; SpCND: □; TRB: □; DO: □; T: □; ORP: □; Time Elapsed: 11 min<br>All Parameters Stable -- Okay to sample |
| Color | Clear |
| Notable Odors | No Odor |

Well is considered stabilized and ready for sample collection when the following is met for three consecutive readings collected at 3 to 5 minute intervals: -turbidity remains within 10% (or if three consecutive values are <5NTU) -specific conductance and temp remain within 3% -ORP within + or - 10 mV -DO within 10% (or if three consecutive values are <0.5 mg/L) -pH within 0.1 unit

| | |
|---|---|
| Purge End Time (Before Sample Collection) | 11:37 |
| Theoretical Total Volume Purged | 3.3 |
| Total Purged | 3.5 |
| Did well go dry? | No |

## Well Dry

In order to view and enter sampling information below, you must measure DTW upon return and enter it in the field above.

## Sample Information

| | |
|---|---|
| Type of Equipment Used - Sample | Submersible Pump |
| Enter Inspection Data | No |

## Flow Measurements

## Flow Meter

| | |
|---|---|
| Type of Meter | Hach FH950 |

## Area Velocity

| | |
|---|---|
| Area Velocity Total Flow Per Minute qtot | 0 |
| Area Velocity Total Flow Rate qtot | 0 |

## Volumetric

| | |
|---|---|
| Average Total Flow Rate qtot | 0 |

## Visual Estimate

| | |
|---|---|
| Visual Estimate Total Flow Rate qtot | 0 |

## Mid-Section

| | |
|---|---|
| Mid-Section Total Flow Rate qtot | 0 |
| Mid-Section Total Flow Per Second qtot | 0 |
| Mid-Section Total Flow Per Minute qtot | 0 |
| Update Mid-Section Values | N/A |

## Close Out

| | |
|---|---|
| Scope of Work Status | In Progress |
| General Comments | Fe 0.6 Mn 2.5 sulfite 0.64-1.28 |

## Kinder Morgan, R-079A, 2024-05-21

| | |
|---|---|
| Project | Kinder Morgan_Silvercroft_E2E |
| Created | 2024-05-21 12:03:26 MST by Sascha Arnold |
| Updated | 2024-05-21 12:29:39 MST by Sascha Arnold |
| Location | 32.26604239, -111.01413142 |
| Status | In Progress |

Please refer to the relevant TGI documents contained in the "Reference Files" of this app for additional instruction.

## Index

| | |
|---|---|
| Was Duplicated | 0 |
| Planned Latitude | 32.2660423900 |
| Planned_Longitude | -111.0141314200 |
| Facility ID | 521 |
| Area ID | 1588 |
| Asset ID | 37737 |
| Work Order ID | 1298 |
| Work Order Activity Detail ID | 69752 |
| Well or SW Asset | Well |
| Asset Subtype | Monitoring |

## General Information

| | |
|---|---|
| Select Project | Kinder Morgan, Silvercroft, Default Site |
| Client | Kinder Morgan |
| Facility Name | Silvercroft |
| Project Number | 30198741 |
| Area Name | Default Site |
| Location | W Silverbell Tree Dr. / N Silver Island Way, Tucson, AZ |
| Date | 2024-05-21 |
| Field Personnel | Sascha Arnold |
| NOTES AND DIRECTIONS | Also collect ferrous iron and sulfite in the field immediately after sample collection utilizing a Hach® DR820 spectrometer and a Hach® SU-5 Sulfite Test Kit |

## Scope of Work

| | |
|---|---|
| Location Type | Planned |
| Select Asset | R-079A |
| Asset Name | R-079A |
| Scope of Work | Q2 2024 GW Sampling, 2024-05-13, Groundwater Monitoring |
| Length Units | Metric |
| Volume Units | Metric |
| Work to be Performed at Location | Groundwater Sampling and Water Level Measurement |

Work to be Performed at Location: Gauging Only - well is to be gauged for potentiometric surface and not sampled as part of scope of work Gauging and GW Sampling - Well is gauged and sampled in the same record. Surface Water Sampling - Location is a surface water monitoring location Well Inspection Only - well is not gauged or sampled, only inspected

## Location Info

| | |
|---|---|
| Coordinate Source | Planned |

## Weather Conditions

| | |
|---|---|
| Fetch Weather | N/A |
| Weather | Hot |

## Well Details

| | |
|---|---|
| Detail Correction Required | No |
| Well Casing Material | |
| Measuring Point (mp) Description | Top of Outer Casing |
| Enter Gauging Data | Yes |

## Water Elevation Details

| | |
|---|---|
| Gauging Equipment | Interface Probe |
| Gauging Date | 2024-04-30 |
| Gauging Time | 12:03 |

## Well Head Gas Reading

| | |
|---|---|
| Select Screening Parameters | None |
| Is water present? | Yes |
| Static Water Level | 153.8 |
| DTW QC Check | N/A |
| Product Present | No |
| Total Depth Recorded | No |
| Reason Total Depth Not Recorded | Nm |
| TD QC Check | N/A |
| Sheen? | No |
| Odor? | No |
| Enter Evacuation Data | Yes |

## Evacuation Details

| | |
|---|---|
| Evacuation date | 2024-05-21 |
| Purge Method | Low Flow |

## No-Purge

| | |
|---|---|
| Type of No-Purge Equipment Used | |

## Retrieval Details

If anything has changed since deployment, please note these changes in the general comment section at the end of the form.

| | |
|---|---|
| Total Time Deployed (days) | Please enter all deployment and retrieval dates and times to calculate elapsed time. |

## Purge

| | |
|---|---|
| Type of Equipment Used - Purge | Submersible Pump |
| Purge Start Time | 12:04 |
| Enter Water Quality Parameters | Yes |

## Water Quality Parameters

| | |
|---|---|
| Water Quality Meter Make/Model | YSI 556 |

Select the Parameters you want to measure below.

| | |
|---|---|
| Select Measured Parameters | pH, Specific Conductivity, Turbidity (NTU), Dissolved Oxygen (DO) (mg/L), Temperature (°C), Redox (ORP) (mV) |

## -12:04|DTW:153.8|pH: 6.91|SpCND: 780|TRB: 3.03|DO: 7.95|T: 32.55|ORP: 98

### Calculation Specific Fields

| | |
|---|---|
| Total Vol Purged L Only | 0 |
| Flow Rate L/min Only | 0.3 |
| Site ID, Well ID | Default Site, R-079A |
| Reading Time | 12:04 |
| Minutes Elapsed between readings | 0 |
| Total Elapsed Minutes (during parameter readings) | 0 |
| Total Elapsed Minutes from Purge Start Time | 0 |

### Purge and Flow

| | |
|---|---|
| Flow Rate Units | mL/min |
| Flow Rate | 300 |
| Depth to Water | 153.8 |
| Theoretical Total Volume Purged | 0.0 |
| Total Volume Purged Units | L |
| Total Volume Purged | 0 |

### Parameters

| | |
|---|---|
| pH | 6.91 |
| pH 2 decimals | 6.91 |
| Specific Conductivity Units | µS/cm[c] |
| Specific Conductivity | 780 |
| spec cond sig figs | 780.000 |
| Turbidity (NTU) | 3.03 |
| Turbidity reading outside range of meter? | No |
| turbidity sig figs | 3.0 |
| Dissolved Oxygen (DO) (mg/L) | 7.95 |
| DO 2 decimals | 7.95 |
| Temperature (°C) | 32.55 |
| temp 2 decimals | 32.55 |
| Redox (ORP) (mV) | 98 |
| orp 2 decimals | 98.00 |
| parameters | -12:04\|DTW:153.8\|pH: 6.91\|SpCND: 780\|TRB: 3.03\|DO: 7.95\|T: 32.55\|ORP: 98 |
| Stabilization Calculation | 1/3 Measurement intervals before stability can be calculated |
| Color | Clear |
| Notable Odors | No Odor |

Well is considered stabilized and ready for sample collection when the following is met for three consecutive readings collected at 3 to 5 minute intervals: -turbidity remains within 10% (or if three consecutive values are <5NTU) -specific conductance and temp remain within 3% -ORP within + or - 10 mV -DO within 10% (or if three consecutive values are <0.5 mg/L) -pH within 0.1 unit

## -12:11|DTW:157.89|pH: 6.74|SpCND: 995|TRB: 3.11|DO: 7.32|T: 32.6|ORP: 100

## Calculation Specific Fields

| | |
|---|---|
| Total Vol Purged L Only | 2.1 |
| Flow Rate L/min Only | 0.3 |
| Site ID, Well ID | Default Site, R-079A |
| Reading Time | 12:11 |
| Minutes Elapsed between readings | 7 |
| Total Elapsed Minutes (during parameter readings) | 7 |
| Total Elapsed Minutes from Purge Start Time | 7 |

## Purge and Flow

| | |
|---|---|
| Flow Rate Units | mL/min |
| Flow Rate | 300 |
| Depth to Water | 157.89 |
| Theoretical Total Volume Purged | 2.1 |
| Total Volume Purged Units | L |
| Total Volume Purged | 2.1 |

## Parameters

| | |
|---|---|
| pH | 6.74 |
| pH 2 decimals | 6.74 |
| Specific Conductivity Units | µS/cm[c] |
| Specific Conductivity | 995 |
| spec cond sig figs | 995.000 |
| Turbidity (NTU) | 3.11 |
| Turbidity reading outside range of meter? | No |
| turbidity sig figs | 3.1 |
| Dissolved Oxygen (DO) (mg/L) | 7.32 |
| DO 2 decimals | 7.32 |
| Temperature (°C) | 32.6 |
| temp 2 decimals | 32.60 |
| Redox (ORP) (mV) | 100 |
| orp 2 decimals | 100.00 |
| parameters | -12:11\|DTW:157.89\|pH: 6.74\|SpCND: 995\|TRB: 3.11\|DO: 7.32\|T: 32.6\|ORP: 100 |
| Stabilization Calculation | 2/3 Measurement intervals before stability can be calculated |
| Color | Clear |
| Notable Odors | No Odor |

Well is considered stabilized and ready for sample collection when the following is met for three consecutive readings collected at 3 to 5 minute intervals: -turbidity remains within 10% (or if three consecutive values are <5NTU) -specific conductance and temp remain within 3% -ORP within + or - 10 mV -DO within 10% (or if three consecutive values are <0.5 mg/L) -pH within 0.1 unit

## -12:23|DTW:157.89|pH: 6.73|SpCND: 1011|TRB: 3.02|DO: 7.44|T: 31.9|ORP: 97

## Calculation Specific Fields

| | |
|---|---|
| Total Vol Purged L Only | 5.7 |
| Flow Rate L/min Only | 0.3 |
| Site ID, Well ID | Default Site, R-079A |

| | |
|---|---|
| Reading Time | 12:23 |
| Minutes Elapsed between readings | 12 |
| Total Elapsed Minutes (during parameter readings) | 19 |
| Total Elapsed Minutes from Purge Start Time | 19 |

## Purge and Flow

| | |
|---|---|
| Flow Rate Units | mL/min |
| Flow Rate | 300 |
| Depth to Water | 157.89 |
| Theoretical Total Volume Purged | 5.7 |
| Total Volume Purged Units | L |
| Total Volume Purged | 5.7 |

## Parameters

| | |
|---|---|
| pH | 6.73 |
| pH 2 decimals | 6.73 |
| Specific Conductivity Units | µS/cm$^{c}$ |
| Specific Conductivity | 1011 |
| spec cond sig figs | 1,011.0000 |
| Turbidity (NTU) | 3.02 |
| Turbidity reading outside range of meter? | No |
| turbidity sig figs | 3.0 |
| Dissolved Oxygen (DO) (mg/L) | 7.44 |
| DO 2 decimals | 7.44 |
| Temperature (°C) | 31.9 |
| temp 2 decimals | 31.90 |
| Redox (ORP) (mV) | 97 |
| orp 2 decimals | 97.00 |
| parameters | -12:23\|DTW:157.89\|pH: 6.73\|SpCND: 1011\|TRB: 3.02\|DO: 7.44\|T: 31.9\|ORP: 97 |
| Stabilization Calculation | pH: ; SpCND: ; TRB: ; DO: ; T: ; ORP: ; Time Elapsed: 19 min<br>Parameters unstable -- Do not sample |
| Color | Clear |
| Notable Odors | No Odor |

Well is considered stabilized and ready for sample collection when the following is met for three consecutive readings collected at 3 to 5 minute intervals: -turbidity remains within 10% (or if three consecutive values are <5NTU) -specific conductance and temp remain within 3% -ORP within + or - 10 mV -DO within 10% (or if three consecutive values are <0.5 mg/L) -pH within 0.1 unit

## -12:28|DTW:157.89|pH: 6.77|SpCND: 1007|TRB: 3.21|DO: 7|T: 31.77|ORP: 98

## Calculation Specific Fields

| | |
|---|---|
| Total Vol Purged L Only | 7.3 |
| Flow Rate L/min Only | 0.3 |
| Site ID, Well ID | Default Site, R-079A |
| Reading Time | 12:28 |
| Minutes Elapsed between readings | 5 |
| Total Elapsed Minutes (during parameter readings) | 24 |

| | |
|---|---|
| Total Elapsed Minutes from Purge Start Time | 24 |

## Purge and Flow

| | |
|---|---|
| Flow Rate Units | mL/min |
| Flow Rate | 300 |
| Depth to Water | 157.89 |
| Theoretical Total Volume Purged | 7.2 |
| Total Volume Purged Units | L |
| Total Volume Purged | 7.3 |

## Parameters

| | |
|---|---|
| pH | 6.77 |
| pH 2 decimals | 6.77 |
| Specific Conductivity Units | µS/cm[c] |
| Specific Conductivity | 1007 |
| spec cond sig figs | 1,007.0000 |
| Turbidity (NTU) | 3.21 |
| Turbidity reading outside range of meter? | No |
| turbidity sig figs | 3.2 |
| Dissolved Oxygen (DO) (mg/L) | 7 |
| DO 2 decimals | 7.00 |
| Temperature (°C) | 31.77 |
| temp 2 decimals | 31.77 |
| Redox (ORP) (mV) | 98 |
| orp 2 decimals | 98.00 |
| parameters | -12:28\|DTW:157.89\|pH: 6.77\|SpCND: 1007\|TRB: 3.21\|DO: 7\|T: 31.77\|ORP: 98 |
| Stabilization Calculation | pH: ; SpCND: ; TRB: ; DO: ; T: ; ORP: ; Time Elapsed: 24 min<br>All Parameters Stable -- Okay to sample |
| Color | Clear |
| Notable Odors | No Odor |

Well is considered stabilized and ready for sample collection when the following is met for three consecutive readings collected at 3 to 5 minute intervals: -turbidity remains within 10% (or if three consecutive values are <5NTU) -specific conductance and temp remain within 3% -ORP within + or - 10 mV -DO within 10% (or if three consecutive values are <0.5 mg/L) -pH within 0.1 unit

| | |
|---|---|
| Purge End Time (Before Sample Collection) | 12:31 |
| Theoretical Total Volume Purged | 7.2 |
| Total Purged | 7.5 |
| Did well go dry? | No |

## Well Dry

In order to view and enter sampling information below, you must measure DTW upon return and enter it in the field above.

## Sample Information

| | |
|---|---|
| Type of Equipment Used - Sample | Submersible Pump |
| Enter Inspection Data | No |

## Flow Measurements

## Flow Meter

| | |
|---|---|
| Type of Meter | Hach FH950 |

## Area Velocity

| | |
|---|---|
| Area Velocity Total Flow Per Minute qtot | 0 |
| Area Velocity Total Flow Rate qtot | 0 |

## Volumetric

| | |
|---|---|
| Average Total Flow Rate qtot | 0 |

## Visual Estimate

| | |
|---|---|
| Visual Estimate Total Flow Rate qtot | 0 |

## Mid-Section

| | |
|---|---|
| Mid-Section Total Flow Rate qtot | 0 |
| Mid-Section Total Flow Per Second qtot | 0 |
| Mid-Section Total Flow Per Minute qtot | 0 |
| Update Mid-Section Values | N/A |

## Close Out

| | |
|---|---|
| Scope of Work Status | In Progress |
| General Comments | Fe 0.0 Mn 1.8 sulfite 0.64-1.28 |

## Kinder Morgan, R-082A, 2024-05-21

| | |
|---|---|
| Project | Kinder Morgan_Silvercroft_E2E |
| Created | 2024-05-21 13:11:21 MST by Sascha Arnold |
| Updated | 2024-05-21 13:52:04 MST by Sascha Arnold |
| Location | 32.26704503, -111.01577261 |
| Status | In Progress |

Please refer to the relevant TGI documents contained in the "Reference Files" of this app for additional instruction.

## Index

| | |
|---|---|
| Was Duplicated | 0 |
| Planned Latitude | 32.2670450300 |
| Planned_Longitude | -111.0157726100 |
| Facility ID | 521 |
| Area ID | 1588 |
| Asset ID | 37738 |
| Work Order ID | 1298 |
| Work Order Activity Detail ID | 69753 |
| Well or SW Asset | Well |
| Asset Subtype | Monitoring |

## General Information

| | |
|---|---|
| Select Project | Kinder Morgan, Silvercroft, Default Site |
| Client | Kinder Morgan |
| Facility Name | Silvercroft |
| Project Number | 30198741 |
| Area Name | Default Site |
| Location | W Silverbell Tree Dr. / N Silver Island Way, Tucson, AZ |
| Date | 2024-05-21 |
| Field Personnel | Sascha Arnold |
| NOTES AND DIRECTIONS | Also collect ferrous iron and sulfite in the field immediately after sample collection utilizing a Hach® DR820 spectrometer and a Hach® SU-5 Sulfite Test Kit |

## Scope of Work

| | |
|---|---|
| Location Type | Planned |
| Select Asset | R-082A |
| Asset Name | R-082A |
| Scope of Work | Q2 2024 GW Sampling, 2024-05-13, Groundwater Monitoring |
| Length Units | Metric |
| Volume Units | Metric |
| Work to be Performed at Location | Groundwater Sampling and Water Level Measurement |

Work to be Performed at Location: Gauging Only - well is to be gauged for potentiometric surface and not sampled as part of scope of work Gauging and GW Sampling - Well is gauged and sampled in the same record. Surface Water Sampling - Location is a surface water monitoring location Well Inspection Only - well is not gauged or sampled, only inspected

## Location Info

| | |
|---|---|
| Coordinate Source | Planned |

## Weather Conditions

| | |
|---|---|
| Fetch Weather | N/A |
| Weather | Hot |

## Well Details

| | |
|---|---|
| Detail Correction Required | No |
| Well Casing Material | |
| Measuring Point (mp) Description | Top of Outer Casing |
| Enter Gauging Data | Yes |

## Water Elevation Details

| | |
|---|---|
| Gauging Equipment | Interface Probe |
| Gauging Date | 2024-04-30 |
| Gauging Time | 13:24 |

## Well Head Gas Reading

| | |
|---|---|
| Select Screening Parameters | None |
| Is water present? | Yes |
| Static Water Level | 159.8 |
| DTW QC Check | N/A |
| Product Present | No |
| Total Depth Recorded | No |
| Reason Total Depth Not Recorded | Nm |
| TD QC Check | N/A |
| Sheen? | No |
| Odor? | No |
| Enter Evacuation Data | Yes |

## Evacuation Details

| | |
|---|---|
| Evacuation date | 2024-05-21 |
| Purge Method | Low Flow |

## No-Purge

| | |
|---|---|
| Type of No-Purge Equipment Used | |

## Retrieval Details

If anything has changed since deployment, please note these changes in the general comment section at the end of the form.

| | |
|---|---|
| Total Time Deployed (days) | Please enter all deployment and retrieval dates and times to calculate elapsed time. |

## Purge

| | |
|---|---|
| Type of Equipment Used - Purge | Submersible Pump |
| Purge Start Time | 13:26 |
| Enter Water Quality Parameters | Yes |

## Water Quality Parameters

| | |
|---|---|
| Water Quality Meter Make/Model | YSI 556 |

Select the Parameters you want to measure below.

| | |
|---|---|
| Select Measured Parameters | pH, Specific Conductivity, Turbidity (NTU), Dissolved Oxygen (DO) (mg/L), Temperature (°C), Redox (ORP) (mV) |

## -13:26|DTW:159.8|pH: 6.85|SpCND: 980|TRB: 3.33|DO: 6.83|T: 31.3|ORP: 76.4

### Calculation Specific Fields

| | |
|---|---|
| Total Vol Purged L Only | 0 |
| Flow Rate L/min Only | 0.3 |
| Site ID, Well ID | Default Site, R-082A |
| Reading Time | 13:26 |
| Minutes Elapsed between readings | 0 |
| Total Elapsed Minutes (during parameter readings) | 0 |
| Total Elapsed Minutes from Purge Start Time | 0 |

### Purge and Flow

| | |
|---|---|
| Flow Rate Units | mL/min |
| Flow Rate | 300 |
| Depth to Water | 159.8 |
| Theoretical Total Volume Purged | 0.0 |
| Total Volume Purged Units | L |
| Total Volume Purged | 0 |

### Parameters

| | |
|---|---|
| pH | 6.85 |
| pH 2 decimals | 6.85 |
| Specific Conductivity Units | µS/cm[c] |
| Specific Conductivity | 980 |
| spec cond sig figs | 980.000 |
| Turbidity (NTU) | 3.33 |
| Turbidity reading outside range of meter? | No |
| turbidity sig figs | 3.3 |
| Dissolved Oxygen (DO) (mg/L) | 6.83 |
| DO 2 decimals | 6.83 |
| Temperature (°C) | 31.3 |
| temp 2 decimals | 31.30 |
| Redox (ORP) (mV) | 76.4 |
| orp 2 decimals | 76.40 |
| parameters | -13:26\|DTW:159.8\|pH: 6.85\|SpCND: 980\|TRB: 3.33\|DO: 6.83\|T: 31.3\|ORP: 76.4 |
| Stabilization Calculation | 1/3 Measurement intervals before stability can be calculated |
| Color | Clear |
| Notable Odors | No Odor |

Well is considered stabilized and ready for sample collection when the following is met for three consecutive readings collected at 3 to 5 minute intervals: -turbidity remains within 10% (or if three consecutive values are <5NTU) -specific conductance and temp remain within 3% -ORP within + or - 10 mV -DO within 10% (or if three consecutive values are <0.5 mg/L) -pH within 0.1 unit

## -13:31|DTW:159.8|pH: 6.85|SpCND: 1008|TRB: 3.25|DO: 6.57|T: 31.75|ORP: -11

## Calculation Specific Fields

| | |
|---|---|
| Total Vol Purged L Only | 1.5 |
| Flow Rate L/min Only | 0.3 |
| Site ID, Well ID | Default Site, R-082A |
| Reading Time | 13:31 |
| Minutes Elapsed between readings | 5 |
| Total Elapsed Minutes (during parameter readings) | 5 |
| Total Elapsed Minutes from Purge Start Time | 5 |

## Purge and Flow

| | |
|---|---|
| Flow Rate Units | mL/min |
| Flow Rate | 300 |
| Depth to Water | 159.8 |
| Theoretical Total Volume Purged | 1.5 |
| Total Volume Purged Units | L |
| Total Volume Purged | 1.5 |

## Parameters

| | |
|---|---|
| pH | 6.85 |
| pH 2 decimals | 6.85 |
| Specific Conductivity Units | µS/cm$^c$ |
| Specific Conductivity | 1008 |
| spec cond sig figs | 1,008.0000 |
| Turbidity (NTU) | 3.25 |
| Turbidity reading outside range of meter? | No |
| turbidity sig figs | 3.3 |
| Dissolved Oxygen (DO) (mg/L) | 6.57 |
| DO 2 decimals | 6.57 |
| Temperature (°C) | 31.75 |
| temp 2 decimals | 31.75 |
| Redox (ORP) (mV) | -11 |
| orp 2 decimals | -11.00 |
| parameters | -13:31\|DTW:159.8\|pH: 6.85\|SpCND: 1008\|TRB: 3.25\|DO: 6.57\|T: 31.75\|ORP: -11 |
| Stabilization Calculation | 2/3 Measurement intervals before stability can be calculated |
| Color | Clear |
| Notable Odors | No Odor |

Well is considered stabilized and ready for sample collection when the following is met for three consecutive readings collected at 3 to 5 minute intervals: -turbidity remains within 10% (or if three consecutive values are <5NTU) -specific conductance and temp remain within 3% -ORP within + or - 10 mV -DO within 10% (or if three consecutive values are <0.5 mg/L) -pH within 0.1 unit

## -13:37|DTW:159.8|pH: 6.84|SpCND: 1020|TRB: 3.09|DO: 5.81|T: 32.08|ORP: -26

## Calculation Specific Fields

| | |
|---|---|
| Total Vol Purged L Only | 3.3 |
| Flow Rate L/min Only | 0.3 |
| Site ID, Well ID | Default Site, R-082A |

| | |
|---|---|
| Reading Time | 13:37 |
| Minutes Elapsed between readings | 6 |
| Total Elapsed Minutes (during parameter readings) | 11 |
| Total Elapsed Minutes from Purge Start Time | 11 |

## Purge and Flow

| | |
|---|---|
| Flow Rate Units | mL/min |
| Flow Rate | 300 |
| Depth to Water | 159.8 |
| Theoretical Total Volume Purged | 3.3 |
| Total Volume Purged Units | L |
| Total Volume Purged | 3.3 |

## Parameters

| | |
|---|---|
| pH | 6.84 |
| pH 2 decimals | 6.84 |
| Specific Conductivity Units | µS/cm$^{c}$ |
| Specific Conductivity | 1020 |
| spec cond sig figs | 1,020.0000 |
| Turbidity (NTU) | 3.09 |
| Turbidity reading outside range of meter? | No |
| turbidity sig figs | 3.1 |
| Dissolved Oxygen (DO) (mg/L) | 5.81 |
| DO 2 decimals | 5.81 |
| Temperature (°C) | 32.08 |
| temp 2 decimals | 32.08 |
| Redox (ORP) (mV) | -26 |
| orp 2 decimals | -26.00 |
| parameters | -13:37\|DTW:159.8\|pH: 6.84\|SpCND: 1020\|TRB: 3.09\|DO: 5.81\|T: 32.08\|ORP: -26 |
| Stabilization Calculation | pH: ; SpCND: ; TRB: ; DO: ; T: ; ORP: ; Time Elapsed: 11 min<br>Parameters unstable -- Do not sample |
| Color | Clear |
| Notable Odors | No Odor |

Well is considered stabilized and ready for sample collection when the following is met for three consecutive readings collected at 3 to 5 minute intervals: -turbidity remains within 10% (or if three consecutive values are <5NTU) -specific conductance and temp remain within 3% -ORP within + or - 10 mV -DO within 10% (or if three consecutive values are <0.5 mg/L) -pH within 0.1 unit

## -13:43|DTW:159.8|pH: 6.84|SpCND: 1022|TRB: 3.16|DO: 5.66|T: 32.2|ORP: -31

## Calculation Specific Fields

| | |
|---|---|
| Total Vol Purged L Only | 5 |
| Flow Rate L/min Only | 0.3 |
| Site ID, Well ID | Default Site, R-082A |
| Reading Time | 13:43 |
| Minutes Elapsed between readings | 6 |
| Total Elapsed Minutes (during parameter readings) | 17 |

| | |
|---|---|
| Total Elapsed Minutes from Purge Start Time | 17 |

## Purge and Flow

| | |
|---|---|
| Flow Rate Units | mL/min |
| Flow Rate | 300 |
| Depth to Water | 159.8 |
| Theoretical Total Volume Purged | 5.1 |
| Total Volume Purged Units | L |
| Total Volume Purged | 5 |

## Parameters

| | |
|---|---|
| pH | 6.84 |
| pH 2 decimals | 6.84 |
| Specific Conductivity Units | µS/cm[c] |
| Specific Conductivity | 1022 |
| spec cond sig figs | 1,022.0000 |
| Turbidity (NTU) | 3.16 |
| Turbidity reading outside range of meter? | No |
| turbidity sig figs | 3.2 |
| Dissolved Oxygen (DO) (mg/L) | 5.66 |
| DO 2 decimals | 5.66 |
| Temperature (°C) | 32.2 |
| temp 2 decimals | 32.20 |
| Redox (ORP) (mV) | -31 |
| orp 2 decimals | -31.00 |
| parameters | -13:43\|DTW:159.8\|pH: 6.84\|SpCND: 1022\|TRB: 3.16\|DO: 5.66\|T: 32.2\|ORP: -31 |
| Stabilization Calculation | pH: ; SpCND: ; TRB: ; DO: ; T: ; ORP: ; Time Elapsed: 17 min<br>Parameters unstable -- Do not sample |
| Color | Clear |
| Notable Odors | No Odor |

Well is considered stabilized and ready for sample collection when the following is met for three consecutive readings collected at 3 to 5 minute intervals: -turbidity remains within 10% (or if three consecutive values are <5NTU) -specific conductance and temp remain within 3% -ORP within + or - 10 mV -DO within 10% (or if three consecutive values are <0.5 mg/L) -pH within 0.1 unit

## -13:50|DTW:159.8|pH: 6.85|SpCND: 1023|TRB: 3.06|DO: 5.55|T: 31.9|ORP: -34

## Calculation Specific Fields

| | |
|---|---|
| Total Vol Purged L Only | 7.3 |
| Flow Rate L/min Only | 0.3 |
| Site ID, Well ID | Default Site, R-082A |
| Reading Time | 13:50 |
| Minutes Elapsed between readings | 7 |
| Total Elapsed Minutes (during parameter readings) | 24 |
| Total Elapsed Minutes from Purge Start Time | 24 |

## Purge and Flow

| | |
|---|---|
| Flow Rate Units | mL/min |

| | |
|---|---|
| Flow Rate | 300 |
| Depth to Water | 159.8 |
| Theoretical Total Volume Purged | 7.2 |
| Total Volume Purged Units | L |
| Total Volume Purged | 7.3 |

## Parameters

| | |
|---|---|
| pH | 6.85 |
| pH 2 decimals | 6.85 |
| Specific Conductivity Units | µS/cm[c] |
| Specific Conductivity | 1023 |
| spec cond sig figs | 1,023.0000 |
| Turbidity (NTU) | 3.06 |
| Turbidity reading outside range of meter? | No |
| turbidity sig figs | 3.1 |
| Dissolved Oxygen (DO) (mg/L) | 5.55 |
| DO 2 decimals | 5.55 |
| Temperature (°C) | 31.9 |
| temp 2 decimals | 31.90 |
| Redox (ORP) (mV) | -34 |
| orp 2 decimals | -34.00 |
| parameters | □-13:50\|DTW:159.8\|pH: 6.85\|SpCND: 1023\|TRB: 3.06\|DO: 5.55\|T: 31.9\|ORP: -34 |
| Stabilization Calculation | pH: □; SpCND: □; TRB: □; DO: □; T: □; ORP: □; Time Elapsed: 24 min<br>All Parameters Stable -- Okay to sample |
| Color | Clear |
| Notable Odors | No Odor |

Well is considered stabilized and ready for sample collection when the following is met for three consecutive readings collected at 3 to 5 minute intervals: -turbidity remains within 10% (or if three consecutive values are <5NTU) -specific conductance and temp remain within 3% -ORP within + or - 10 mV -DO within 10% (or if three consecutive values are <0.5 mg/L) -pH within 0.1 unit

| | |
|---|---|
| Purge End Time (Before Sample Collection) | 13:53 |
| Theoretical Total Volume Purged | 7.2 |
| Total Purged | 7.3 |
| Did well go dry? | No |

## Well Dry

In order to view and enter sampling information below, you must measure DTW upon return and enter it in the field above.

## Sample Information

| | |
|---|---|
| Type of Equipment Used - Sample | Submersible Pump |
| Enter Inspection Data | No |

## Flow Measurements

## Flow Meter

| | |
|---|---|
| Type of Meter | Hach FH950 |

## Area Velocity

| | |
|---|---|
| Area Velocity Total Flow Per Minute qtot | 0 |
| Area Velocity Total Flow Rate qtot | 0 |

## Volumetric

| | |
|---|---|
| Average Total Flow Rate qtot | 0 |

## Visual Estimate

| | |
|---|---|
| Visual Estimate Total Flow Rate qtot | 0 |

## Mid-Section

| | |
|---|---|
| Mid-Section Total Flow Rate qtot | 0 |
| Mid-Section Total Flow Per Second qtot | 0 |
| Mid-Section Total Flow Per Minute qtot | 0 |
| Update Mid-Section Values | N/A |

## Close Out

| | |
|---|---|
| Scope of Work Status | In Progress |
| General Comments | Fe 1.41 Mn 2.5 sulfite 0.64-1.28 |

## Kinder Morgan, R-122A, 2024-05-21

| | |
|---|---|
| Project | Kinder Morgan_Silvercroft_E2E |
| Created | 2024-05-21 11:01:49 MST by Sascha Arnold |
| Updated | 2024-05-21 11:29:37 MST by Sascha Arnold |
| Location | 32.26443733, -111.01256761 |
| Status | In Progress |

Please refer to the relevant TGI documents contained in the "Reference Files" of this app for additional instruction.

## Index

| | |
|---|---|
| Was Duplicated | 0 |
| Planned Latitude | 32.2644373300 |
| Planned_Longitude | -111.0125676100 |
| Facility ID | 521 |
| Area ID | 1588 |
| Asset ID | 37739 |
| Work Order ID | 1298 |
| Work Order Activity Detail ID | 69754 |
| Well or SW Asset | Well |
| Asset Subtype | Monitoring |

## General Information

| | |
|---|---|
| Select Project | Kinder Morgan, Silvercroft, Default Site |
| Client | Kinder Morgan |
| Facility Name | Silvercroft |
| Project Number | 30198741 |
| Area Name | Default Site |
| Location | W Silverbell Tree Dr. / N Silver Island Way, Tucson, AZ |
| Date | 2024-05-21 |
| Field Personnel | Sascha Arnold |
| NOTES AND DIRECTIONS | Also collect ferrous iron and sulfite in the field immediately after sample collection utilizing a Hach® DR820 spectrometer and a Hach® SU-5 Sulfite Test Kit |

## Scope of Work

| | |
|---|---|
| Location Type | Planned |
| Select Asset | R-122A |
| Asset Name | R-122A |
| Scope of Work | Q2 2024 GW Sampling, 2024-05-13, Groundwater Monitoring |
| Length Units | Metric |
| Volume Units | Metric |
| Work to be Performed at Location | Groundwater Sampling and Water Level Measurement |

Work to be Performed at Location: Gauging Only - well is to be gauged for potentiometric surface and not sampled as part of scope of work Gauging and GW Sampling - Well is gauged and sampled in the same record. Surface Water Sampling - Location is a surface water monitoring location Well Inspection Only - well is not gauged or sampled, only inspected

## Location Info

| | |
|---|---|
| Coordinate Source | Planned |

## Weather Conditions

| | |
|---|---|
| Fetch Weather | N/A |
| Weather | Hot |

## Well Details

| | |
|---|---|
| Detail Correction Required | No |
| Top of Screen (ft bgs) | 135.00 |
| Bottom of Screen (ft bgs) | 194.00 |
| Well Casing Material | |
| Measuring Point (mp) Description | Top of Outer Casing |
| Constructed Total Depth (ft bgs) | 200.00 |
| Enter Gauging Data | Yes |

## Water Elevation Details

| | |
|---|---|
| Gauging Equipment | Interface Probe |
| Gauging Date | 2024-04-30 |
| Gauging Time | 11:02 |

## Well Head Gas Reading

| | |
|---|---|
| Select Screening Parameters | None |
| Is water present? | Yes |
| Static Water Level | 157.89 |
| DTW QC Check | N/A |
| Product Present | No |
| Total Depth Recorded | No |
| Reason Total Depth Not Recorded | Nm |
| TD QC Check | TD is >3 ft from constructed measurement. Check in with PM/TM |
| Water Column | 42.11 |
| Sheen? | No |
| Odor? | No |
| Enter Evacuation Data | Yes |

## Evacuation Details

| | |
|---|---|
| Evacuation date | 2024-05-21 |
| Purge Method | Low Flow |

## No-Purge

| | |
|---|---|
| Type of No-Purge Equipment Used | |

## Retrieval Details

If anything has changed since deployment, please note these changes in the general comment section at the end of the form.

| | |
|---|---|
| Total Time Deployed (days) | Please enter all deployment and retrieval dates and times to calculate elapsed time. |

## Purge

| | |
|---|---|
| Type of Equipment Used - Purge | Submersible Pump |
| Purge Start Time | 11:03 |
| Enter Water Quality Parameters | Yes |

## Water Quality Parameters

| | |
|---|---|
| Water Quality Meter Make/Model | YSI 556 |
| Select the Parameters you want to measure below. | |
| Select Measured Parameters | pH, Specific Conductivity, Turbidity (NTU), Dissolved Oxygen (DO) (mg/L), Temperature (°C), Redox (ORP) (mV) |

## -11:03|DTW:157.89|pH: 7|SpCND: 730|TRB: 3.07|DO: 7.86|T: 30.22|ORP: 99

## Calculation Specific Fields

| | |
|---|---|
| Total Vol Purged L Only | 0 |
| Flow Rate L/min Only | 0.03 |
| Site ID, Well ID | Default Site, R-122A |
| Reading Time | 11:03 |
| Minutes Elapsed between readings | 0 |
| Total Elapsed Minutes (during parameter readings) | 0 |
| Total Elapsed Minutes from Purge Start Time | 0 |

## Purge and Flow

| | |
|---|---|
| Flow Rate Units | mL/min |
| Flow Rate | 30 |
| Depth to Water | 157.89 |
| Theoretical Total Volume Purged | 0.0 |
| Total Volume Purged Units | L |
| Total Volume Purged | 0 |

## Parameters

| | |
|---|---|
| pH | 7 |
| pH 2 decimals | 7.00 |
| Specific Conductivity Units | µS/cm[c] |
| Specific Conductivity | 730 |
| spec cond sig figs | 730.000 |
| Turbidity (NTU) | 3.07 |
| Turbidity reading outside range of meter? | No |
| turbidity sig figs | 3.1 |
| Dissolved Oxygen (DO) (mg/L) | 7.86 |
| DO 2 decimals | 7.86 |
| Temperature (°C) | 30.22 |
| temp 2 decimals | 30.22 |
| Redox (ORP) (mV) | 99 |
| orp 2 decimals | 99.00 |
| parameters | -11:03\|DTW:157.89\|pH: 7\|SpCND: 730\|TRB: 3.07\|DO: 7.86\|T: 30.22\|ORP: 99 |
| Stabilization Calculation | 1/3 Measurement intervals before stability can be calculated |
| Color | Clear |
| Notable Odors | No Odor |

Well is considered stabilized and ready for sample collection when the following is met for three consecutive readings collected at 3 to 5 minute intervals: -turbidity remains within 10% (or if three consecutive values are <5NTU) -specific conductance and temp remain within 3% -ORP within + or - 10 mV -DO within 10% (or if three consecutive values are <0.5 mg/L) -pH within 0.1 unit

## -11:13|DTW:157.89|pH: 7.04|SpCND: 727|TRB: 2.69|DO: 7.93|T: 29.88|ORP: 81

### Calculation Specific Fields

| | |
|---|---|
| Total Vol Purged L Only | 3 |
| Flow Rate L/min Only | 0.3 |
| Site ID, Well ID | Default Site, R-122A |
| Reading Time | 11:13 |
| Minutes Elapsed between readings | 10 |
| Total Elapsed Minutes (during parameter readings) | 10 |
| Total Elapsed Minutes from Purge Start Time | 10 |

### Purge and Flow

| | |
|---|---|
| Flow Rate Units | mL/min |
| Flow Rate | 300 |
| Depth to Water | 157.89 |
| Theoretical Total Volume Purged | 3.0 |
| Total Volume Purged Units | L |
| Total Volume Purged | 3 |

### Parameters

| | |
|---|---|
| pH | 7.04 |
| pH 2 decimals | 7.04 |
| Specific Conductivity Units | µS/cm[c] |
| Specific Conductivity | 727 |
| spec cond sig figs | 727.000 |
| Turbidity (NTU) | 2.69 |
| Turbidity reading outside range of meter? | No |
| turbidity sig figs | 2.7 |
| Dissolved Oxygen (DO) (mg/L) | 7.93 |
| DO 2 decimals | 7.93 |
| Temperature (°C) | 29.88 |
| temp 2 decimals | 29.88 |
| Redox (ORP) (mV) | 81 |
| orp 2 decimals | 81.00 |
| parameters | -11:13\|DTW:157.89\|pH: 7.04\|SpCND: 727\|TRB: 2.69\|DO: 7.93\|T: 29.88\|ORP: 81 |
| Stabilization Calculation | 2/3 Measurement intervals before stability can be calculated |
| Color | Clear |
| Notable Odors | No Odor |

Well is considered stabilized and ready for sample collection when the following is met for three consecutive readings collected at 3 to 5 minute intervals: -turbidity remains within 10% (or if three consecutive values are <5NTU) -specific conductance and temp remain within 3% -ORP within + or - 10 mV -DO within 10% (or if three consecutive values are <0.5 mg/L) -pH within 0.1 unit

## -11:21|DTW:157.83|pH: 7.04|SpCND: 728|TRB: 2.88|DO: 7.77|T: 29.8|ORP: 78

## Calculation Specific Fields

| | |
|---|---|
| Total Vol Purged L Only | 5.5 |
| Flow Rate L/min Only | 0.3 |
| Site ID, Well ID | Default Site, R-122A |
| Reading Time | 11:21 |
| Minutes Elapsed between readings | 8 |
| Total Elapsed Minutes (during parameter readings) | 18 |
| Total Elapsed Minutes from Purge Start Time | 18 |

## Purge and Flow

| | |
|---|---|
| Flow Rate Units | mL/min |
| Flow Rate | 300 |
| Depth to Water | 157.83 |
| Theoretical Total Volume Purged | 5.4 |
| Total Volume Purged Units | L |
| Total Volume Purged | 5.5 |

## Parameters

| | |
|---|---|
| pH | 7.04 |
| pH 2 decimals | 7.04 |
| Specific Conductivity Units | µS/cm[c] |
| Specific Conductivity | 728 |
| spec cond sig figs | 728.000 |
| Turbidity (NTU) | 2.88 |
| Turbidity reading outside range of meter? | No |
| turbidity sig figs | 2.9 |
| Dissolved Oxygen (DO) (mg/L) | 7.77 |
| DO 2 decimals | 7.77 |
| Temperature (°C) | 29.8 |
| temp 2 decimals | 29.80 |
| Redox (ORP) (mV) | 78 |
| orp 2 decimals | 78.00 |
| parameters | -11:21\|DTW:157.83\|pH: 7.04\|SpCND: 728\|TRB: 2.88\|DO: 7.77\|T: 29.8\|ORP: 78 |
| Stabilization Calculation | pH: ; SpCND: ; TRB: ; DO: ; T: ; ORP: ; Time Elapsed: 18 min<br>Parameters unstable -- Do not sample |
| Color | Clear |
| Notable Odors | No Odor |

Well is considered stabilized and ready for sample collection when the following is met for three consecutive readings collected at 3 to 5 minute intervals: -turbidity remains within 10% (or if three consecutive values are <5NTU) -specific conductance and temp remain within 3% -ORP within + or - 10 mV -DO within 10% (or if three consecutive values are <0.5 mg/L) -pH within 0.1 unit

## -11:27|DTW:157.83|pH: 7.05|SpCND: 728|TRB: 2.88|DO: 7.63|T: 29.8|ORP: 77

## Calculation Specific Fields

| | |
|---|---|
| Total Vol Purged L Only | 7.5 |
| Flow Rate L/min Only | 0.3 |

| | |
|---|---|
| Site ID, Well ID | Default Site, R-122A |
| Reading Time | 11:27 |
| Minutes Elapsed between readings | 6 |
| Total Elapsed Minutes (during parameter readings) | 24 |
| Total Elapsed Minutes from Purge Start Time | 24 |

## Purge and Flow

| | |
|---|---|
| Flow Rate Units | mL/min |
| Flow Rate | 300 |
| Depth to Water | 157.83 |
| Theoretical Total Volume Purged | 7.2 |
| Total Volume Purged Units | L |
| Total Volume Purged | 7.5 |

## Parameters

| | |
|---|---|
| pH | 7.05 |
| pH 2 decimals | 7.05 |
| Specific Conductivity Units | µS/cm$^{c}$ |
| Specific Conductivity | 728 |
| spec cond sig figs | 728.000 |
| Turbidity (NTU) | 2.88 |
| Turbidity reading outside range of meter? | No |
| turbidity sig figs | 2.9 |
| Dissolved Oxygen (DO) (mg/L) | 7.63 |
| DO 2 decimals | 7.63 |
| Temperature (°C) | 29.8 |
| temp 2 decimals | 29.80 |
| Redox (ORP) (mV) | 77 |
| orp 2 decimals | 77.00 |
| parameters | □-11:27\|DTW:157.83\|pH: 7.05\|SpCND: 728\|TRB: 2.88\|DO: 7.63\|T: 29.8\|ORP: 77 |
| Stabilization Calculation | pH: □; SpCND: □; TRB: □; DO: □; T: □; ORP: □; Time Elapsed: 24 min<br>All Parameters Stable -- Okay to sample |
| Color | Clear |
| Notable Odors | No Odor |

Well is considered stabilized and ready for sample collection when the following is met for three consecutive readings collected at 3 to 5 minute intervals: -turbidity remains within 10% (or if three consecutive values are <5NTU) -specific conductance and temp remain within 3% -ORP within + or - 10 mV -DO within 10% (or if three consecutive values are <0.5 mg/L) -pH within 0.1 unit

| | |
|---|---|
| Purge End Time (Before Sample Collection) | 11:30 |
| Theoretical Total Volume Purged | 7.2 |
| Total Purged | 7.5 |
| Did well go dry? | No |

## Well Dry

In order to view and enter sampling information below, you must measure DTW upon return and enter it in the field above.

## Sample Information

| | |
|---|---|
| Type of Equipment Used - Sample | Submersible Pump |
| Enter Inspection Data | No |

## Flow Measurements

## Flow Meter

| | |
|---|---|
| Type of Meter | Hach FH950 |

## Area Velocity

| | |
|---|---|
| Area Velocity Total Flow Per Minute qtot | 0 |
| Area Velocity Total Flow Rate qtot | 0 |

## Volumetric

| | |
|---|---|
| Average Total Flow Rate qtot | 0 |

## Visual Estimate

| | |
|---|---|
| Visual Estimate Total Flow Rate qtot | 0 |

## Mid-Section

| | |
|---|---|
| Mid-Section Total Flow Rate qtot | 0 |
| Mid-Section Total Flow Per Second qtot | 0 |
| Mid-Section Total Flow Per Minute qtot | 0 |
| Update Mid-Section Values | N/A |

## Close Out

| | |
|---|---|
| Scope of Work Status | In Progress |
| General Comments | Fe 0.01 Mn 1.1 sulfite 0.64-1.28 |

## Kinder Morgan, WR-242A, 2024-05-22

| | |
|---|---|
| Project | Kinder Morgan_Silvercroft_E2E |
| Created | 2024-05-22 12:09:45 MST by Sascha Arnold |
| Updated | 2024-05-22 12:27:57 MST by Sascha Arnold |
| Location | 32.26406031, -111.01450842 |
| Status | In Progress |

Please refer to the relevant TGI documents contained in the "Reference Files" of this app for additional instruction.

## Index

| | |
|---|---|
| Was Duplicated | 0 |
| Planned Latitude | 32.2640603100 |
| Planned_Longitude | -111.0145084200 |
| Facility ID | 521 |
| Area ID | 1588 |
| Asset ID | 37741 |
| Work Order ID | 1298 |
| Work Order Activity Detail ID | 69755 |
| Well or SW Asset | Well |
| Asset Subtype | Monitoring |

## General Information

| | |
|---|---|
| Select Project | Kinder Morgan, Silvercroft, Default Site |
| Client | Kinder Morgan |
| Facility Name | Silvercroft |
| Project Number | 30198741 |
| Area Name | Default Site |
| Location | W Silverbell Tree Dr. / N Silver Island Way, Tucson, AZ |
| Date | 2024-05-22 |
| Field Personnel | Sascha Arnold |
| NOTES AND DIRECTIONS | Also collect ferrous iron and sulfite in the field immediately after sample collection utilizing a Hach® DR820 spectrometer and a Hach® SU-5 Sulfite Test Kit |

## Scope of Work

| | |
|---|---|
| Location Type | Planned |
| Select Asset | WR-242A |
| Asset Name | WR-242A |
| Scope of Work | Q2 2024 GW Sampling, 2024-05-13, Groundwater Monitoring |
| Length Units | Metric |
| Volume Units | Metric |
| Work to be Performed at Location | Groundwater Sampling and Water Level Measurement |

Work to be Performed at Location: Gauging Only - well is to be gauged for potentiometric surface and not sampled as part of scope of work Gauging and GW Sampling - Well is gauged and sampled in the same record. Surface Water Sampling - Location is a surface water monitoring location Well Inspection Only - well is not gauged or sampled, only inspected

## Location Info

| | |
|---|---|
| Coordinate Source | Planned |

## Weather Conditions

| | |
|---|---|
| Fetch Weather | N/A |
| Weather | Hot |

## Well Details

| | |
|---|---|
| Detail Correction Required | No |
| Top of Screen (ft bgs) | 125.00 |
| Bottom of Screen (ft bgs) | 170.00 |
| Well Casing Material | |
| Measuring Point (mp) Description | Top of Outer Casing |
| Constructed Total Depth (ft bgs) | 172.00 |
| Enter Gauging Data | Yes |

## Water Elevation Details

| | |
|---|---|
| Gauging Equipment | Interface Probe |
| Gauging Date | 2024-04-30 |
| Gauging Time | 12:10 |

## Well Head Gas Reading

| | |
|---|---|
| Select Screening Parameters | None |
| Is water present? | Yes |
| Static Water Level | 158 |
| DTW QC Check | N/A |
| Product Present | No |
| Total Depth Recorded | No |
| Reason Total Depth Not Recorded | Nm |
| TD QC Check | TD is >3 ft from constructed measurement. Check in with PM/TM |
| Water Column | 14 |
| Sheen? | No |
| Odor? | No |
| Enter Evacuation Data | Yes |

## Evacuation Details

| | |
|---|---|
| Evacuation date | 2024-05-22 |
| Purge Method | Low Flow |

## No-Purge

| | |
|---|---|
| Type of No-Purge Equipment Used | |

## Retrieval Details

If anything has changed since deployment, please note these changes in the general comment section at the end of the form.

| | |
|---|---|
| Total Time Deployed (days) | Please enter all deployment and retrieval dates and times to calculate elapsed time. |

## Purge

| | |
|---|---|
| Type of Equipment Used - Purge | Submersible Pump |
| Purge Start Time | 12:10 |
| Enter Water Quality Parameters | Yes |

## Water Quality Parameters

| | |
|---|---|
| Water Quality Meter Make/Model | YSI 556 |
| Select the Parameters you want to measure below. | |
| Select Measured Parameters | pH, Specific Conductivity, Turbidity (NTU), Dissolved Oxygen (DO) (mg/L), Temperature (°C), Redox (ORP) (mV) |

## -12:10|DTW:158|pH: 6.92|SpCND: 1332|TRB: 2.67|DO: 6.1|T: 32.7|ORP: 52

## Calculation Specific Fields

| | |
|---|---|
| Total Vol Purged L Only | 0 |
| Flow Rate L/min Only | 0.3 |
| Site ID, Well ID | Default Site, WR-242A |
| Reading Time | 12:10 |
| Minutes Elapsed between readings | 0 |
| Total Elapsed Minutes (during parameter readings) | 0 |
| Total Elapsed Minutes from Purge Start Time | 0 |

## Purge and Flow

| | |
|---|---|
| Flow Rate Units | mL/min |
| Flow Rate | 300 |
| Depth to Water | 158 |
| Theoretical Total Volume Purged | 0.0 |
| Total Volume Purged Units | L |
| Total Volume Purged | 0 |

## Parameters

| | |
|---|---|
| pH | 6.92 |
| pH 2 decimals | 6.92 |
| Specific Conductivity Units | µS/cm$^{c}$ |
| Specific Conductivity | 1332 |
| spec cond sig figs | 1,332.0000 |
| Turbidity (NTU) | 2.67 |
| Turbidity reading outside range of meter? | No |
| turbidity sig figs | 2.7 |
| Dissolved Oxygen (DO) (mg/L) | 6.1 |
| DO 2 decimals | 6.10 |
| Temperature (°C) | 32.7 |
| temp 2 decimals | 32.70 |
| Redox (ORP) (mV) | 52 |
| orp 2 decimals | 52.00 |
| parameters | -12:10\|DTW:158\|pH: 6.92\|SpCND: 1332\|TRB: 2.67\|DO: 6.1\|T: 32.7\|ORP: 52 |
| Stabilization Calculation | 1/3 Measurement intervals before stability can be calculated |
| Color | Clear |
| Notable Odors | No Odor |

Well is considered stabilized and ready for sample collection when the following is met for three consecutive readings collected at 3 to 5 minute intervals: -turbidity remains within 10% (or if three consecutive values are <5NTU) -specific conductance and temp remain within 3% -ORP within + or - 10 mV -DO within 10% (or if three consecutive values are <0.5 mg/L) -pH within 0.1 unit

## -12:15|DTW:158|pH: 6.89|SpCND: 1355|TRB: 2.88|DO: 5.84|T: 32.7|ORP: 60

### Calculation Specific Fields

| | |
|---|---|
| Total Vol Purged L Only | 1.5 |
| Flow Rate L/min Only | 0.3 |
| Site ID, Well ID | Default Site, WR-242A |
| Reading Time | 12:15 |
| Minutes Elapsed between readings | 5 |
| Total Elapsed Minutes (during parameter readings) | 5 |
| Total Elapsed Minutes from Purge Start Time | 5 |

### Purge and Flow

| | |
|---|---|
| Flow Rate Units | mL/min |
| Flow Rate | 300 |
| Depth to Water | 158 |
| Theoretical Total Volume Purged | 1.5 |
| Total Volume Purged Units | L |
| Total Volume Purged | 1.5 |

### Parameters

| | |
|---|---|
| pH | 6.89 |
| pH 2 decimals | 6.89 |
| Specific Conductivity Units | µS/cm[c] |
| Specific Conductivity | 1355 |
| spec cond sig figs | 1,355.0000 |
| Turbidity (NTU) | 2.88 |
| Turbidity reading outside range of meter? | No |
| turbidity sig figs | 2.9 |
| Dissolved Oxygen (DO) (mg/L) | 5.84 |
| DO 2 decimals | 5.84 |
| Temperature (°C) | 32.7 |
| temp 2 decimals | 32.70 |
| Redox (ORP) (mV) | 60 |
| orp 2 decimals | 60.00 |
| parameters | -12:15\|DTW:158\|pH: 6.89\|SpCND: 1355\|TRB: 2.88\|DO: 5.84\|T: 32.7\|ORP: 60 |
| Stabilization Calculation | 2/3 Measurement intervals before stability can be calculated |
| Color | Clear |
| Notable Odors | No Odor |

Well is considered stabilized and ready for sample collection when the following is met for three consecutive readings collected at 3 to 5 minute intervals: -turbidity remains within 10% (or if three consecutive values are <5NTU) -specific conductance and temp remain within 3% -ORP within + or - 10 mV -DO within 10% (or if three consecutive values are <0.5 mg/L) -pH within 0.1 unit

## -12:20|DTW:157|pH: 6.85|SpCND: 1374|TRB: 3.05|DO: 5.62|T: 33|ORP: 65

## Calculation Specific Fields

| | |
|---|---|
| Total Vol Purged L Only | 3 |
| Flow Rate L/min Only | 0.3 |
| Site ID, Well ID | Default Site, WR-242A |
| Reading Time | 12:20 |
| Minutes Elapsed between readings | 5 |
| Total Elapsed Minutes (during parameter readings) | 10 |
| Total Elapsed Minutes from Purge Start Time | 10 |

## Purge and Flow

| | |
|---|---|
| Flow Rate Units | mL/min |
| Flow Rate | 300 |
| Depth to Water | 157 |
| Theoretical Total Volume Purged | 3.0 |
| Total Volume Purged Units | L |
| Total Volume Purged | 3 |

## Parameters

| | |
|---|---|
| pH | 6.85 |
| pH 2 decimals | 6.85 |
| Specific Conductivity Units | µS/cm[c] |
| Specific Conductivity | 1374 |
| spec cond sig figs | 1,374.0000 |
| Turbidity (NTU) | 3.05 |
| Turbidity reading outside range of meter? | No |
| turbidity sig figs | 3.0 |
| Dissolved Oxygen (DO) (mg/L) | 5.62 |
| DO 2 decimals | 5.62 |
| Temperature (°C) | 33 |
| temp 2 decimals | 33.00 |
| Redox (ORP) (mV) | 65 |
| orp 2 decimals | 65.00 |
| parameters | -12:20\|DTW:157\|pH: 6.85\|SpCND: 1374\|TRB: 3.05\|DO: 5.62\|T: 33\|ORP: 65 |
| Stabilization Calculation | pH: ; SpCND: ; TRB: ; DO: ; T: ; ORP: ; Time Elapsed: 10 min<br>Parameters unstable -- Do not sample |
| Color | Clear |
| Notable Odors | No Odor |

Well is considered stabilized and ready for sample collection when the following is met for three consecutive readings collected at 3 to 5 minute intervals: -turbidity remains within 10% (or if three consecutive values are <5NTU) -specific conductance and temp remain within 3% -ORP within + or - 10 mV -DO within 10% (or if three consecutive values are <0.5 mg/L) -pH within 0.1 unit

## -12:26|DTW:157|pH: 6.86|SpCND: 1362|TRB: 2.85|DO: 5.48|T: 33.1|ORP: 68

## Calculation Specific Fields

| | |
|---|---|
| Total Vol Purged L Only | 5 |
| Flow Rate L/min Only | 0.3 |

| | |
|---|---|
| Site ID, Well ID | Default Site, WR-242A |
| Reading Time | 12:26 |
| Minutes Elapsed between readings | 6 |
| Total Elapsed Minutes (during parameter readings) | 16 |
| Total Elapsed Minutes from Purge Start Time | 16 |

## Purge and Flow

| | |
|---|---|
| Flow Rate Units | mL/min |
| Flow Rate | 300 |
| Depth to Water | 157 |
| Theoretical Total Volume Purged | 4.8 |
| Total Volume Purged Units | L |
| Total Volume Purged | 5 |

## Parameters

| | |
|---|---|
| pH | 6.86 |
| pH 2 decimals | 6.86 |
| Specific Conductivity Units | µS/cm$^{c}$ |
| Specific Conductivity | 1362 |
| spec cond sig figs | 1,362.0000 |
| Turbidity (NTU) | 2.85 |
| Turbidity reading outside range of meter? | No |
| turbidity sig figs | 2.9 |
| Dissolved Oxygen (DO) (mg/L) | 5.48 |
| DO 2 decimals | 5.48 |
| Temperature (°C) | 33.1 |
| temp 2 decimals | 33.10 |
| Redox (ORP) (mV) | 68 |
| orp 2 decimals | 68.00 |
| parameters | □-12:26\|DTW:157\|pH: 6.86\|SpCND: 1362\|TRB: 2.85\|DO: 5.48\|T: 33.1\|ORP: 68 |
| Stabilization Calculation | pH: □; SpCND: □; TRB: □; DO: □; T: □; ORP: □; Time Elapsed: 16 min<br>All Parameters Stable -- Okay to sample |
| Color | Clear |
| Notable Odors | No Odor |

Well is considered stabilized and ready for sample collection when the following is met for three consecutive readings collected at 3 to 5 minute intervals: -turbidity remains within 10% (or if three consecutive values are <5NTU) -specific conductance and temp remain within 3% -ORP within + or - 10 mV -DO within 10% (or if three consecutive values are <0.5 mg/L) -pH within 0.1 unit

| | |
|---|---|
| Purge End Time (Before Sample Collection) | 12:30 |
| Theoretical Total Volume Purged | 4.8 |
| Total Purged | 5 |
| Did well go dry? | No |

## Well Dry

In order to view and enter sampling information below, you must measure DTW upon return and enter it in the field above.

## Sample Information

| | |
|---|---|
| Type of Equipment Used - Sample | Submersible Pump |
| Enter Inspection Data | No |

## Flow Measurements

## Flow Meter

| | |
|---|---|
| Type of Meter | Hach FH950 |

## Area Velocity

| | |
|---|---|
| Area Velocity Total Flow Per Minute qtot | 0 |
| Area Velocity Total Flow Rate qtot | 0 |

## Volumetric

| | |
|---|---|
| Average Total Flow Rate qtot | 0 |

## Visual Estimate

| | |
|---|---|
| Visual Estimate Total Flow Rate qtot | 0 |

## Mid-Section

| | |
|---|---|
| Mid-Section Total Flow Rate qtot | 0 |
| Mid-Section Total Flow Per Second qtot | 0 |
| Mid-Section Total Flow Per Minute qtot | 0 |
| Update Mid-Section Values | N/A |

## Close Out

| | |
|---|---|
| Scope of Work Status | In Progress |
| General Comments | Fe 0.15 Mn 2.2 sulfite 0.64-1.28 |

## Kinder Morgan, WR-359A, 2024-05-23

| | |
|---|---|
| Project | Kinder Morgan_Silvercroft_E2E |
| Created | 2024-05-23 07:53:07 MST by Sascha Arnold |
| Updated | 2024-05-23 09:13:04 MST by Sascha Arnold |
| Location | 32.26257805, -111.01397895 |
| Status | In Progress |

Please refer to the relevant TGI documents contained in the "Reference Files" of this app for additional instruction.

## Index

| | |
|---|---|
| Was Duplicated | 0 |
| Planned Latitude | 32.2625780500 |
| Planned_Longitude | -111.0139789500 |
| Facility ID | 521 |
| Area ID | 1588 |
| Asset ID | 37742 |
| Work Order ID | 1298 |
| Work Order Activity Detail ID | 69756 |
| Well or SW Asset | Well |
| Asset Subtype | Monitoring |

## General Information

| | |
|---|---|
| Select Project | Kinder Morgan, Silvercroft, Default Site |
| Client | Kinder Morgan |
| Facility Name | Silvercroft |
| Project Number | 30198741 |
| Area Name | Default Site |
| Location | W Silverbell Tree Dr. / N Silver Island Way, Tucson, AZ |
| Date | 2024-05-23 |
| Field Personnel | Sascha Arnold |
| NOTES AND DIRECTIONS | Also collect ferrous iron and sulfite in the field immediately after sample collection utilizing a Hach® DR820 spectrometer and a Hach® SU-5 Sulfite Test Kit |

## Scope of Work

| | |
|---|---|
| Location Type | Planned |
| Select Asset | WR-359A |
| Asset Name | WR-359A |
| Scope of Work | Q2 2024 GW Sampling, 2024-05-13, Groundwater Monitoring |
| Length Units | Metric |
| Volume Units | Metric |
| Work to be Performed at Location | Groundwater Sampling and Water Level Measurement |

Work to be Performed at Location: Gauging Only - well is to be gauged for potentiometric surface and not sampled as part of scope of work Gauging and GW Sampling - Well is gauged and sampled in the same record. Surface Water Sampling - Location is a surface water monitoring location Well Inspection Only - well is not gauged or sampled, only inspected

## Location Info

| | |
|---|---|
| Coordinate Source | Planned |

## Weather Conditions

| | |
|---|---|
| Fetch Weather | N/A |
| Weather | Hot |

## Well Details

| | |
|---|---|
| Detail Correction Required | No |
| Top of Screen (ft bgs) | 130.00 |
| Bottom of Screen (ft bgs) | 180.00 |
| Well Casing Material | |
| Measuring Point (mp) Description | Top of Outer Casing |
| Constructed Total Depth (ft bgs) | 193.00 |
| Enter Gauging Data | Yes |

## Water Elevation Details

| | |
|---|---|
| Gauging Equipment | Interface Probe |
| Gauging Date | 2024-04-30 |
| Gauging Time | 08:58 |

## Well Head Gas Reading

| | |
|---|---|
| Select Screening Parameters | None |
| Is water present? | Yes |
| Static Water Level | 171.74 |
| DTW QC Check | N/A |
| Product Present | No |
| Total Depth Recorded | No |
| Reason Total Depth Not Recorded | Nm |
| TD QC Check | TD is >3 ft from constructed measurement. Check in with PM/TM |
| Water Column | 21.26 |
| Sheen? | No |
| Odor? | No |
| Enter Evacuation Data | Yes |

## Evacuation Details

| | |
|---|---|
| Evacuation date | 2024-05-23 |
| Purge Method | Low Flow |

## No-Purge

| | |
|---|---|
| Type of No-Purge Equipment Used | |

## Retrieval Details

If anything has changed since deployment, please note these changes in the general comment section at the end of the form.

| | |
|---|---|
| Total Time Deployed (days) | Please enter all deployment and retrieval dates and times to calculate elapsed time. |

## Purge

| | |
|---|---|
| Type of Equipment Used - Purge | Submersible Pump |
| Purge Start Time | 08:59 |
| Enter Water Quality Parameters | Yes |

## Water Quality Parameters

| | |
|---|---|
| Water Quality Meter Make/Model | YSI 556 |
| Select the Parameters you want to measure below. | |
| Select Measured Parameters | pH, Specific Conductivity, Turbidity (NTU), Dissolved Oxygen (DO) (mg/L), Temperature (°C), Redox (ORP) (mV) |

## -08:59|DTW:171.74|pH: 7.01|SpCND: 897|TRB: 2.77|DO: 16|T: 26.66|ORP: -225

## Calculation Specific Fields

| | |
|---|---|
| Total Vol Purged L Only | 0 |
| Flow Rate L/min Only | 0.3 |
| Site ID, Well ID | Default Site, WR-359A |
| Reading Time | 08:59 |
| Minutes Elapsed between readings | 0 |
| Total Elapsed Minutes (during parameter readings) | 0 |
| Total Elapsed Minutes from Purge Start Time | 0 |

## Purge and Flow

| | |
|---|---|
| Flow Rate Units | mL/min |
| Flow Rate | 300 |
| Depth to Water | 171.74 |
| Theoretical Total Volume Purged | 0.0 |
| Total Volume Purged Units | L |
| Total Volume Purged | 0 |

## Parameters

| | |
|---|---|
| pH | 7.01 |
| pH 2 decimals | 7.01 |
| Specific Conductivity Units | µS/cm$^{c}$ |
| Specific Conductivity | 897 |
| spec cond sig figs | 897.000 |
| Turbidity (NTU) | 2.77 |
| Turbidity reading outside range of meter? | No |
| turbidity sig figs | 2.8 |
| Dissolved Oxygen (DO) (mg/L) | 16 |
| DO 2 decimals | 16.00 |
| Temperature (°C) | 26.66 |
| temp 2 decimals | 26.66 |
| Redox (ORP) (mV) | -225 |
| orp 2 decimals | -225.00 |
| parameters | -08:59\|DTW:171.74\|pH: 7.01\|SpCND: 897\|TRB: 2.77\|DO: 16\|T: 26.66\|ORP: -225 |
| Stabilization Calculation | 1/3 Measurement intervals before stability can be calculated |
| Color | Clear |
| Notable Odors | No Odor |

Well is considered stabilized and ready for sample collection when the following is met for three consecutive readings collected at 3 to 5 minute intervals: -turbidity remains within 10% (or if three consecutive values are <5NTU) -specific conductance and temp remain within 3% -ORP within + or - 10 mV -DO within 10% (or if three consecutive values are <0.5 mg/L) -pH within 0.1 unit

## -09:04|DTW:171.74|pH: 7|SpCND: 892|TRB: 2.84|DO: 15.8|T: 26.84|ORP: -227

### Calculation Specific Fields

| | |
|---|---|
| Total Vol Purged L Only | 1.5 |
| Flow Rate L/min Only | 0.3 |
| Site ID, Well ID | Default Site, WR-359A |
| Reading Time | 09:04 |
| Minutes Elapsed between readings | 5 |
| Total Elapsed Minutes (during parameter readings) | 5 |
| Total Elapsed Minutes from Purge Start Time | 5 |

### Purge and Flow

| | |
|---|---|
| Flow Rate Units | mL/min |
| Flow Rate | 300 |
| Depth to Water | 171.74 |
| Theoretical Total Volume Purged | 1.5 |
| Total Volume Purged Units | L |
| Total Volume Purged | 1.5 |

### Parameters

| | |
|---|---|
| pH | 7 |
| pH 2 decimals | 7.00 |
| Specific Conductivity Units | µS/cm[c] |
| Specific Conductivity | 892 |
| spec cond sig figs | 892.000 |
| Turbidity (NTU) | 2.84 |
| Turbidity reading outside range of meter? | No |
| turbidity sig figs | 2.8 |
| Dissolved Oxygen (DO) (mg/L) | 15.8 |
| DO 2 decimals | 15.80 |
| Temperature (°C) | 26.84 |
| temp 2 decimals | 26.84 |
| Redox (ORP) (mV) | -227 |
| orp 2 decimals | -227.00 |
| parameters | -09:04\|DTW:171.74\|pH: 7\|SpCND: 892\|TRB: 2.84\|DO: 15.8\|T: 26.84\|ORP: -227 |
| Stabilization Calculation | 2/3 Measurement intervals before stability can be calculated |
| Color | Clear |
| Notable Odors | No Odor |

Well is considered stabilized and ready for sample collection when the following is met for three consecutive readings collected at 3 to 5 minute intervals: -turbidity remains within 10% (or if three consecutive values are <5NTU) -specific conductance and temp remain within 3% -ORP within + or - 10 mV -DO within 10% (or if three consecutive values are <0.5 mg/L) -pH within 0.1 unit

## -09:11|DTW:171.74|pH: 6.98|SpCND: 895|TRB: 2.88|DO: 15.6|T: 27.1|ORP: -225

## Calculation Specific Fields

| | |
|---|---|
| Total Vol Purged L Only | 3.6 |
| Flow Rate L/min Only | 0.3 |
| Site ID, Well ID | Default Site, WR-359A |
| Reading Time | 09:11 |
| Minutes Elapsed between readings | 7 |
| Total Elapsed Minutes (during parameter readings) | 12 |
| Total Elapsed Minutes from Purge Start Time | 12 |

## Purge and Flow

| | |
|---|---|
| Flow Rate Units | mL/min |
| Flow Rate | 300 |
| Depth to Water | 171.74 |
| Theoretical Total Volume Purged | 3.6 |
| Total Volume Purged Units | L |
| Total Volume Purged | 3.6 |

## Parameters

| | |
|---|---|
| pH | 6.98 |
| pH 2 decimals | 6.98 |
| Specific Conductivity Units | µS/cm$^{c}$ |
| Specific Conductivity | 895 |
| spec cond sig figs | 895.000 |
| Turbidity (NTU) | 2.88 |
| Turbidity reading outside range of meter? | No |
| turbidity sig figs | 2.9 |
| Dissolved Oxygen (DO) (mg/L) | 15.6 |
| DO 2 decimals | 15.60 |
| Temperature (°C) | 27.1 |
| temp 2 decimals | 27.10 |
| Redox (ORP) (mV) | -225 |
| orp 2 decimals | -225.00 |
| parameters | -09:11\|DTW:171.74\|pH: 6.98\|SpCND: 895\|TRB: 2.88\|DO: 15.6\|T: 27.1\|ORP: -225 |
| Stabilization Calculation | pH: ; SpCND: ; TRB: ; DO: ; T: ; ORP: ; Time Elapsed: 12 min<br>All Parameters Stable -- Okay to sample |
| Color | Clear |
| Notable Odors | No Odor |

Well is considered stabilized and ready for sample collection when the following is met for three consecutive readings collected at 3 to 5 minute intervals: -turbidity remains within 10% (or if three consecutive values are <5NTU) -specific conductance and temp remain within 3% -ORP within + or - 10 mV -DO within 10% (or if three consecutive values are <0.5 mg/L) -pH within 0.1 unit

| | |
|---|---|
| Purge End Time (Before Sample Collection) | 09:14 |
| Theoretical Total Volume Purged | 3.6 |
| Total Purged | 4 |
| Did well go dry? | No |

## Well Dry

In order to view and enter sampling information below, you must measure DTW upon return and enter it in the field above.

## Sample Information

| | |
|---|---|
| Type of Equipment Used - Sample | Submersible Pump |

## Flow Measurements

## Flow Meter

| | |
|---|---|
| Type of Meter | Hach FH950 |

## Area Velocity

| | |
|---|---|
| Area Velocity Total Flow Per Minute qtot | 0 |
| Area Velocity Total Flow Rate qtot | 0 |

## Volumetric

| | |
|---|---|
| Average Total Flow Rate qtot | 0 |

## Visual Estimate

| | |
|---|---|
| Visual Estimate Total Flow Rate qtot | 0 |

## Mid-Section

| | |
|---|---|
| Mid-Section Total Flow Rate qtot | 0 |
| Mid-Section Total Flow Per Second qtot | 0 |
| Mid-Section Total Flow Per Minute qtot | 0 |
| Update Mid-Section Values | N/A |

## Close Out

| | |
|---|---|
| Scope of Work Status | In Progress |
| General Comments | Fe 0.2 Mn 2.5 sulfite 0.64-1.28 |

## Kinder Morgan, WR-430A, 2024-05-22

| | |
|---|---|
| Project | Kinder Morgan_Silvercroft_E2E |
| Created | 2024-05-22 10:29:22 MST by Sascha Arnold |
| Updated | 2024-05-22 10:41:41 MST by Sascha Arnold |
| Location | 32.26271115, -111.01265359 |
| Status | In Progress |

Please refer to the relevant TGI documents contained in the "Reference Files" of this app for additional instruction.

## Index

| | |
|---|---|
| Was Duplicated | 0 |
| Planned Latitude | 32.2627111500 |
| Planned_Longitude | -111.0126535900 |
| Facility ID | 521 |
| Area ID | 1588 |
| Asset ID | 37743 |
| Work Order ID | 1298 |
| Work Order Activity Detail ID | 69757 |
| Well or SW Asset | Well |
| Asset Subtype | Monitoring |

## General Information

| | |
|---|---|
| Select Project | Kinder Morgan, Silvercroft, Default Site |
| Client | Kinder Morgan |
| Facility Name | Silvercroft |
| Project Number | 30198741 |
| Area Name | Default Site |
| Location | W Silverbell Tree Dr. / N Silver Island Way, Tucson, AZ |
| Date | 2024-05-22 |
| Field Personnel | Sascha Arnold |
| NOTES AND DIRECTIONS | Also collect ferrous iron and sulfite in the field immediately after sample collection utilizing a Hach® DR820 spectrometer and a Hach® SU-5 Sulfite Test Kit |

## Scope of Work

| | |
|---|---|
| Location Type | Planned |
| Select Asset | WR-430A |
| Asset Name | WR-430A |
| Scope of Work | Q2 2024 GW Sampling, 2024-05-13, Groundwater Monitoring |
| Length Units | Metric |
| Volume Units | Metric |
| Work to be Performed at Location | Groundwater Sampling and Water Level Measurement |

Work to be Performed at Location: Gauging Only - well is to be gauged for potentiometric surface and not sampled as part of scope of work Gauging and GW Sampling - Well is gauged and sampled in the same record. Surface Water Sampling - Location is a surface water monitoring location Well Inspection Only - well is not gauged or sampled, only inspected

## Location Info

| | |
|---|---|
| Coordinate Source | Planned |

## Weather Conditions

| | |
|---|---|
| Fetch Weather | N/A |
| Weather | Hot |

## Well Details

| | |
|---|---|
| Detail Correction Required | No |
| Top of Screen (ft bgs) | 136.00 |
| Bottom of Screen (ft bgs) | 196.00 |
| Well Casing Material | |
| Measuring Point (mp) Description | Top of Outer Casing |
| Constructed Total Depth (ft bgs) | 198.00 |
| Enter Gauging Data | Yes |

## Water Elevation Details

| | |
|---|---|
| Gauging Equipment | Interface Probe |
| Gauging Date | 2024-04-30 |
| Gauging Time | 10:29 |

## Well Head Gas Reading

| | |
|---|---|
| Select Screening Parameters | None |
| Is water present? | Yes |
| Static Water Level | 168 |
| DTW QC Check | N/A |
| Product Present | No |
| Total Depth Recorded | No |
| Reason Total Depth Not Recorded | Nm |
| TD QC Check | TD is >3 ft from constructed measurement. Check in with PM/TM |
| Water Column | 30 |
| Sheen? | No |
| Odor? | No |
| Enter Evacuation Data | Yes |

## Evacuation Details

| | |
|---|---|
| Evacuation date | 2024-05-22 |
| Purge Method | Low Flow |

## No-Purge

| | |
|---|---|
| Type of No-Purge Equipment Used | |

## Retrieval Details

If anything has changed since deployment, please note these changes in the general comment section at the end of the form.

| | |
|---|---|
| Total Time Deployed (days) | Please enter all deployment and retrieval dates and times to calculate elapsed time. |

## Purge

| | |
|---|---|
| Type of Equipment Used - Purge | Submersible Pump |
| Purge Start Time | 10:30 |
| Enter Water Quality Parameters | Yes |

## Water Quality Parameters

| | |
|---|---|
| Water Quality Meter Make/Model | YSI 556 |
| Select the Parameters you want to measure below. | |
| Select Measured Parameters | pH, Specific Conductivity, Turbidity (NTU), Dissolved Oxygen (DO) (mg/L), Temperature (°C), Redox (ORP) (mV) |

## -10:30|DTW:168|pH: 6.85|SpCND: 1177|TRB: 3.06|DO: 6.11|T: 28.83|ORP: -4

## Calculation Specific Fields

| | |
|---|---|
| Total Vol Purged L Only | 0 |
| Flow Rate L/min Only | 0.3 |
| Site ID, Well ID | Default Site, WR-430A |
| Reading Time | 10:30 |
| Minutes Elapsed between readings | 0 |
| Total Elapsed Minutes (during parameter readings) | 0 |
| Total Elapsed Minutes from Purge Start Time | 0 |

## Purge and Flow

| | |
|---|---|
| Flow Rate Units | mL/min |
| Flow Rate | 300 |
| Depth to Water | 168 |
| Theoretical Total Volume Purged | 0.0 |
| Total Volume Purged Units | L |
| Total Volume Purged | 0 |

## Parameters

| | |
|---|---|
| pH | 6.85 |
| pH 2 decimals | 6.85 |
| Specific Conductivity Units | µS/cm[c] |
| Specific Conductivity | 1177 |
| spec cond sig figs | 1,177.0000 |
| Turbidity (NTU) | 3.06 |
| Turbidity reading outside range of meter? | No |
| turbidity sig figs | 3.1 |
| Dissolved Oxygen (DO) (mg/L) | 6.11 |
| DO 2 decimals | 6.11 |
| Temperature (°C) | 28.83 |
| temp 2 decimals | 28.83 |
| Redox (ORP) (mV) | -4 |
| orp 2 decimals | -4.00 |
| parameters | -10:30\|DTW:168\|pH: 6.85\|SpCND: 1177\|TRB: 3.06\|DO: 6.11\|T: 28.83\|ORP: -4 |
| Stabilization Calculation | 1/3 Measurement intervals before stability can be calculated |
| Color | Clear |
| Notable Odors | No Odor |

Well is considered stabilized and ready for sample collection when the following is met for three consecutive readings collected at 3 to 5 minute intervals: -turbidity remains within 10% (or if three consecutive values are <5NTU) -specific conductance and temp remain within 3% -ORP within + or - 10 mV -DO within 10% (or if three consecutive values are <0.5 mg/L) -pH within 0.1 unit

## -10:35|DTW:168|pH: 6.84|SpCND: 1181|TRB: 3.03|DO: 5.97|T: 29.3|ORP: -9

### Calculation Specific Fields

| | |
|---|---|
| Total Vol Purged L Only | 1.5 |
| Flow Rate L/min Only | 0.3 |
| Site ID, Well ID | Default Site, WR-430A |
| Reading Time | 10:35 |
| Minutes Elapsed between readings | 5 |
| Total Elapsed Minutes (during parameter readings) | 5 |
| Total Elapsed Minutes from Purge Start Time | 5 |

### Purge and Flow

| | |
|---|---|
| Flow Rate Units | mL/min |
| Flow Rate | 300 |
| Depth to Water | 168 |
| Theoretical Total Volume Purged | 1.5 |
| Total Volume Purged Units | L |
| Total Volume Purged | 1.5 |

### Parameters

| | |
|---|---|
| pH | 6.84 |
| pH 2 decimals | 6.84 |
| Specific Conductivity Units | µS/cm[c] |
| Specific Conductivity | 1181 |
| spec cond sig figs | 1,181.0000 |
| Turbidity (NTU) | 3.03 |
| Turbidity reading outside range of meter? | No |
| turbidity sig figs | 3.0 |
| Dissolved Oxygen (DO) (mg/L) | 5.97 |
| DO 2 decimals | 5.97 |
| Temperature (°C) | 29.3 |
| temp 2 decimals | 29.30 |
| Redox (ORP) (mV) | -9 |
| orp 2 decimals | -9.00 |
| parameters | -10:35\|DTW:168\|pH: 6.84\|SpCND: 1181\|TRB: 3.03\|DO: 5.97\|T: 29.3\|ORP: -9 |
| Stabilization Calculation | 2/3 Measurement intervals before stability can be calculated |
| Color | Clear |
| Notable Odors | No Odor |

Well is considered stabilized and ready for sample collection when the following is met for three consecutive readings collected at 3 to 5 minute intervals: -turbidity remains within 10% (or if three consecutive values are <5NTU) -specific conductance and temp remain within 3% -ORP within + or - 10 mV -DO within 10% (or if three consecutive values are <0.5 mg/L) -pH within 0.1 unit

## -10:44|DTW:168|pH: 6.84|SpCND: 1183|TRB: 3.02|DO: 5.93|T: 29.3|ORP: -11

## Calculation Specific Fields

| | |
|---|---|
| Total Vol Purged L Only | 4.2 |
| Flow Rate L/min Only | 0.3 |
| Site ID, Well ID | Default Site, WR-430A |
| Reading Time | 10:44 |
| Minutes Elapsed between readings | 9 |
| Total Elapsed Minutes (during parameter readings) | 14 |
| Total Elapsed Minutes from Purge Start Time | 14 |

## Purge and Flow

| | |
|---|---|
| Flow Rate Units | mL/min |
| Flow Rate | 300 |
| Depth to Water | 168 |
| Theoretical Total Volume Purged | 4.2 |
| Total Volume Purged Units | L |
| Total Volume Purged | 4.2 |

## Parameters

| | |
|---|---|
| pH | 6.84 |
| pH 2 decimals | 6.84 |
| Specific Conductivity Units | µS/cm$^{c}$ |
| Specific Conductivity | 1183 |
| spec cond sig figs | 1,183.0000 |
| Turbidity (NTU) | 3.02 |
| Turbidity reading outside range of meter? | No |
| turbidity sig figs | 3.0 |
| Dissolved Oxygen (DO) (mg/L) | 5.93 |
| DO 2 decimals | 5.93 |
| Temperature (°C) | 29.3 |
| temp 2 decimals | 29.30 |
| Redox (ORP) (mV) | -11 |
| orp 2 decimals | -11.00 |
| parameters | -10:44\|DTW:168\|pH: 6.84\|SpCND: 1183\|TRB: 3.02\|DO: 5.93\|T: 29.3\|ORP: -11 |
| Stabilization Calculation | pH: ; SpCND: ; TRB: ; DO: ; T: ; ORP: ; Time Elapsed: 14 min<br>All Parameters Stable -- Okay to sample |
| Color | Clear |
| Notable Odors | No Odor |

Well is considered stabilized and ready for sample collection when the following is met for three consecutive readings collected at 3 to 5 minute intervals: -turbidity remains within 10% (or if three consecutive values are <5NTU) -specific conductance and temp remain within 3% -ORP within + or - 10 mV -DO within 10% (or if three consecutive values are <0.5 mg/L) -pH within 0.1 unit

| | |
|---|---|
| Purge End Time (Before Sample Collection) | 10:44 |
| Theoretical Total Volume Purged | 4.2 |
| Total Purged | 4.5 |
| Did well go dry? | No |

## Well Dry

In order to view and enter sampling information below, you must measure DTW upon return and enter it in the field above.

## Sample Information

| | |
|---|---|
| Type of Equipment Used - Sample | Submersible Pump |
| Enter Inspection Data | No |

## Flow Measurements

## Flow Meter

| | |
|---|---|
| Type of Meter | Hach FH950 |

## Area Velocity

| | |
|---|---|
| Area Velocity Total Flow Per Minute qtot | 0 |
| Area Velocity Total Flow Rate qtot | 0 |

## Volumetric

| | |
|---|---|
| Average Total Flow Rate qtot | 0 |

## Visual Estimate

| | |
|---|---|
| Visual Estimate Total Flow Rate qtot | 0 |

## Mid-Section

| | |
|---|---|
| Mid-Section Total Flow Rate qtot | 0 |
| Mid-Section Total Flow Per Second qtot | 0 |
| Mid-Section Total Flow Per Minute qtot | 0 |
| Update Mid-Section Values | N/A |

## Close Out

| | |
|---|---|
| Scope of Work Status | In Progress |
| General Comments | Fe 0.08 Mn 1.5 sulfite 0.64-1.28 |

## Kinder Morgan, WR-463A, 2024-05-21

| | |
|---|---|
| Project | Kinder Morgan_Silvercroft_E2E |
| Created | 2024-05-21 10:02:22 MST by Sascha Arnold |
| Updated | 2024-05-21 10:27:45 MST by Sascha Arnold |
| Location | 32.26164214, -111.01065571 |
| Status | In Progress |

Please refer to the relevant TGI documents contained in the "Reference Files" of this app for additional instruction.

## Index

| | |
|---|---|
| Was Duplicated | 0 |
| Planned Latitude | 32.2616421400 |
| Planned_Longitude | -111.0106557100 |
| Facility ID | 521 |
| Area ID | 1588 |
| Asset ID | 37744 |
| Work Order ID | 1298 |
| Work Order Activity Detail ID | 69758 |
| Well or SW Asset | Well |
| Asset Subtype | Monitoring |

## General Information

| | |
|---|---|
| Select Project | Kinder Morgan, Silvercroft, Default Site |
| Client | Kinder Morgan |
| Facility Name | Silvercroft |
| Project Number | 30198741 |
| Area Name | Default Site |
| Location | W Silverbell Tree Dr. / N Silver Island Way, Tucson, AZ |
| Date | 2024-05-21 |
| Field Personnel | Sascha Arnold |
| NOTES AND DIRECTIONS | Also collect ferrous iron and sulfite in the field immediately after sample collection utilizing a Hach® DR820 spectrometer and a Hach® SU-5 Sulfite Test Kit |

## Scope of Work

| | |
|---|---|
| Location Type | Planned |
| Select Asset | WR-463A |
| Asset Name | WR-463A |
| Scope of Work | Q2 2024 GW Sampling, 2024-05-13, Groundwater Monitoring |
| Length Units | Metric |
| Volume Units | Metric |
| Work to be Performed at Location | Groundwater Sampling and Water Level Measurement |

Work to be Performed at Location: Gauging Only - well is to be gauged for potentiometric surface and not sampled as part of scope of work Gauging and GW Sampling - Well is gauged and sampled in the same record. Surface Water Sampling - Location is a surface water monitoring location Well Inspection Only - well is not gauged or sampled, only inspected

## Location Info

| | |
|---|---|
| Coordinate Source | Planned |

## Weather Conditions

| | |
|---|---|
| Fetch Weather | N/A |
| Weather | Hot |

## Well Details

| | |
|---|---|
| Detail Correction Required | No |
| Top of Screen (ft bgs) | 140.00 |
| Bottom of Screen (ft bgs) | 219.00 |
| Well Casing Material | |
| Measuring Point (mp) Description | Top of Outer Casing |
| Constructed Total Depth (ft bgs) | 220.00 |
| Enter Gauging Data | Yes |

## Water Elevation Details

| | |
|---|---|
| Gauging Equipment | Interface Probe |
| Gauging Date | 2024-04-30 |
| Gauging Time | 10:03 |

## Well Head Gas Reading

| | |
|---|---|
| Select Screening Parameters | None |
| Is water present? | Yes |
| Static Water Level | 145.38 |
| DTW QC Check | N/A |
| Product Present | No |
| Total Depth Recorded | No |
| Reason Total Depth Not Recorded | Nm |
| TD QC Check | TD is >3 ft from constructed measurement. Check in with PM/TM |
| Water Column | 74.62 |
| Sheen? | No |
| Odor? | No |
| Enter Evacuation Data | Yes |

## Evacuation Details

| | |
|---|---|
| Evacuation date | 2024-05-21 |
| Purge Method | Low Flow |

## No-Purge

| | |
|---|---|
| Type of No-Purge Equipment Used | |

## Retrieval Details

If anything has changed since deployment, please note these changes in the general comment section at the end of the form.

| | |
|---|---|
| Total Time Deployed (days) | Please enter all deployment and retrieval dates and times to calculate elapsed time. |

## Purge

| | |
|---|---|
| Type of Equipment Used - Purge | Submersible Pump |
| Purge Start Time | 10:03 |
| Enter Water Quality Parameters | Yes |

## Water Quality Parameters

| | |
|---|---|
| Water Quality Meter Make/Model | YSI 556 |
| Select the Parameters you want to measure below. | |
| Select Measured Parameters | pH, Specific Conductivity, Turbidity (NTU), Dissolved Oxygen (DO) (mg/L), Temperature (°C), Redox (ORP) (mV) |

## -10:03|DTW:146.83|pH: 7.37|SpCND: 650|TRB: 2.77|DO: 11.2|T: 27.87|ORP: 104

## Calculation Specific Fields

| | |
|---|---|
| Total Vol Purged L Only | 0 |
| Flow Rate L/min Only | 0.3 |
| Site ID, Well ID | Default Site, WR-463A |
| Reading Time | 10:03 |
| Minutes Elapsed between readings | 0 |
| Total Elapsed Minutes (during parameter readings) | 0 |
| Total Elapsed Minutes from Purge Start Time | 0 |

## Purge and Flow

| | |
|---|---|
| Flow Rate Units | mL/min |
| Flow Rate | 300 |
| Depth to Water | 146.83 |
| Theoretical Total Volume Purged | 0.0 |
| Total Volume Purged Units | L |
| Total Volume Purged | 0 |

## Parameters

| | |
|---|---|
| pH | 7.37 |
| pH 2 decimals | 7.37 |
| Specific Conductivity Units | µS/cm[c] |
| Specific Conductivity | 650 |
| spec cond sig figs | 650.000 |
| Turbidity (NTU) | 2.77 |
| Turbidity reading outside range of meter? | No |
| turbidity sig figs | 2.8 |
| Dissolved Oxygen (DO) (mg/L) | 11.2 |
| DO 2 decimals | 11.20 |
| Temperature (°C) | 27.87 |
| temp 2 decimals | 27.87 |
| Redox (ORP) (mV) | 104 |
| orp 2 decimals | 104.00 |
| parameters | -10:03\|DTW:146.83\|pH: 7.37\|SpCND: 650\|TRB: 2.77\|DO: 11.2\|T: 27.87\|ORP: 104 |
| Stabilization Calculation | 1/3 Measurement intervals before stability can be calculated |
| Color | Clear |
| Notable Odors | No Odor |

Well is considered stabilized and ready for sample collection when the following is met for three consecutive readings collected at 3 to 5 minute intervals: -turbidity remains within 10% (or if three consecutive values are <5NTU) -specific conductance and temp remain within 3% -ORP within + or - 10 mV -DO within 10% (or if three consecutive values are <0.5 mg/L) -pH within 0.1 unit

## -10:11|DTW:145.38|pH: 7.45|SpCND: 524|TRB: 2.86|DO: 11.5|T: 27.33|ORP: 100

### Calculation Specific Fields

| | |
|---|---|
| Total Vol Purged L Only | 2.4 |
| Flow Rate L/min Only | 0.3 |
| Site ID, Well ID | Default Site, WR-463A |
| Reading Time | 10:11 |
| Minutes Elapsed between readings | 8 |
| Total Elapsed Minutes (during parameter readings) | 8 |
| Total Elapsed Minutes from Purge Start Time | 8 |

### Purge and Flow

| | |
|---|---|
| Flow Rate Units | mL/min |
| Flow Rate | 300 |
| Depth to Water | 145.38 |
| Theoretical Total Volume Purged | 2.4 |
| Total Volume Purged Units | L |
| Total Volume Purged | 2.4 |

### Parameters

| | |
|---|---|
| pH | 7.45 |
| pH 2 decimals | 7.45 |
| Specific Conductivity Units | µS/cm[c] |
| Specific Conductivity | 524 |
| spec cond sig figs | 524.000 |
| Turbidity (NTU) | 2.86 |
| Turbidity reading outside range of meter? | No |
| turbidity sig figs | 2.9 |
| Dissolved Oxygen (DO) (mg/L) | 11.5 |
| DO 2 decimals | 11.50 |
| Temperature (°C) | 27.33 |
| temp 2 decimals | 27.33 |
| Redox (ORP) (mV) | 100 |
| orp 2 decimals | 100.00 |
| parameters | -10:11\|DTW:145.38\|pH: 7.45\|SpCND: 524\|TRB: 2.86\|DO: 11.5\|T: 27.33\|ORP: 100 |
| Stabilization Calculation | 2/3 Measurement intervals before stability can be calculated |
| Color | Clear |
| Notable Odors | No Odor |

Well is considered stabilized and ready for sample collection when the following is met for three consecutive readings collected at 3 to 5 minute intervals: -turbidity remains within 10% (or if three consecutive values are <5NTU) -specific conductance and temp remain within 3% -ORP within + or - 10 mV -DO within 10% (or if three consecutive values are <0.5 mg/L) -pH within 0.1 unit

## -10:17|DTW:145.83|pH: 7.44|SpCND: 520|TRB: 2.89|DO: 11.7|T: 27.4|ORP: 100

## Calculation Specific Fields

| | |
|---|---|
| Total Vol Purged L Only | 4.2 |
| Flow Rate L/min Only | 0.3 |
| Site ID, Well ID | Default Site, WR-463A |
| Reading Time | 10:17 |
| Minutes Elapsed between readings | 6 |
| Total Elapsed Minutes (during parameter readings) | 14 |
| Total Elapsed Minutes from Purge Start Time | 14 |

## Purge and Flow

| | |
|---|---|
| Flow Rate Units | mL/min |
| Flow Rate | 300 |
| Depth to Water | 145.83 |
| Theoretical Total Volume Purged | 4.2 |
| Total Volume Purged Units | L |
| Total Volume Purged | 4.2 |

## Parameters

| | |
|---|---|
| pH | 7.44 |
| pH 2 decimals | 7.44 |
| Specific Conductivity Units | µS/cm$^{c}$ |
| Specific Conductivity | 520 |
| spec cond sig figs | 520.000 |
| Turbidity (NTU) | 2.89 |
| Turbidity reading outside range of meter? | No |
| turbidity sig figs | 2.9 |
| Dissolved Oxygen (DO) (mg/L) | 11.7 |
| DO 2 decimals | 11.70 |
| Temperature (°C) | 27.4 |
| temp 2 decimals | 27.40 |
| Redox (ORP) (mV) | 100 |
| orp 2 decimals | 100.00 |
| parameters | -10:17\|DTW:145.83\|pH: 7.44\|SpCND: 520\|TRB: 2.89\|DO: 11.7\|T: 27.4\|ORP: 100 |
| Stabilization Calculation | pH: ; SpCND: ; TRB: ; DO: ; T: ; ORP: ; Time Elapsed: 14 min<br>Parameters unstable -- Do not sample |
| Color | Clear |
| Notable Odors | No Odor |

Well is considered stabilized and ready for sample collection when the following is met for three consecutive readings collected at 3 to 5 minute intervals: -turbidity remains within 10% (or if three consecutive values are <5NTU) -specific conductance and temp remain within 3% -ORP within + or - 10 mV -DO within 10% (or if three consecutive values are <0.5 mg/L) -pH within 0.1 unit

## -10:28|DTW:145.83|pH: 7.42|SpCND: 523|TRB: 2.88|DO: 11|T: 27.87|ORP: 100

## Calculation Specific Fields

| | |
|---|---|
| Total Vol Purged L Only | 7.5 |
| Flow Rate L/min Only | 0.3 |

| | |
|---|---|
| Site ID, Well ID | Default Site, WR-463A |
| Reading Time | 10:28 |
| Minutes Elapsed between readings | 11 |
| Total Elapsed Minutes (during parameter readings) | 25 |
| Total Elapsed Minutes from Purge Start Time | 25 |

## Purge and Flow

| | |
|---|---|
| Flow Rate Units | mL/min |
| Flow Rate | 300 |
| Depth to Water | 145.83 |
| Theoretical Total Volume Purged | 7.5 |
| Total Volume Purged Units | L |
| Total Volume Purged | 7.5 |

## Parameters

| | |
|---|---|
| pH | 7.42 |
| pH 2 decimals | 7.42 |
| Specific Conductivity Units | µS/cm$^{c}$ |
| Specific Conductivity | 523 |
| spec cond sig figs | 523.000 |
| Turbidity (NTU) | 2.88 |
| Turbidity reading outside range of meter? | No |
| turbidity sig figs | 2.9 |
| Dissolved Oxygen (DO) (mg/L) | 11 |
| DO 2 decimals | 11.00 |
| Temperature (°C) | 27.87 |
| temp 2 decimals | 27.87 |
| Redox (ORP) (mV) | 100 |
| orp 2 decimals | 100.00 |
| parameters | -10:28\|DTW:145.83\|pH: 7.42\|SpCND: 523\|TRB: 2.88\|DO: 11\|T: 27.87\|ORP: 100 |
| Stabilization Calculation | pH: ; SpCND: ; TRB: ; DO: ; T: ; ORP: ; Time Elapsed: 25 min<br>All Parameters Stable -- Okay to sample |
| Color | Clear |
| Notable Odors | No Odor |

Well is considered stabilized and ready for sample collection when the following is met for three consecutive readings collected at 3 to 5 minute intervals: -turbidity remains within 10% (or if three consecutive values are <5NTU) -specific conductance and temp remain within 3% -ORP within + or - 10 mV -DO within 10% (or if three consecutive values are <0.5 mg/L) -pH within 0.1 unit

| | |
|---|---|
| Purge End Time (Before Sample Collection) | 10:29 |
| Theoretical Total Volume Purged | 7.5 |
| Total Purged | 7.5 |
| Did well go dry? | No |

## Well Dry

In order to view and enter sampling information below, you must measure DTW upon return and enter it in the field above.

## Sample Information

| | |
|---|---|
| Type of Equipment Used - Sample | Submersible Pump |
| Enter Inspection Data | No |

## Flow Measurements

## Flow Meter

| | |
|---|---|
| Type of Meter | Hach FH950 |

## Area Velocity

| | |
|---|---|
| Area Velocity Total Flow Per Minute qtot | 0 |
| Area Velocity Total Flow Rate qtot | 0 |

## Volumetric

| | |
|---|---|
| Average Total Flow Rate qtot | 0 |

## Visual Estimate

| | |
|---|---|
| Visual Estimate Total Flow Rate qtot | 0 |

## Mid-Section

| | |
|---|---|
| Mid-Section Total Flow Rate qtot | 0 |
| Mid-Section Total Flow Per Second qtot | 0 |
| Mid-Section Total Flow Per Minute qtot | 0 |
| Update Mid-Section Values | N/A |

## Close Out

| | |
|---|---|
| Scope of Work Status | In Progress |
| General Comments | Fe 0.02 Mn 1.8 sulfite 0.64-1.28 |

## Kinder Morgan, WR-464A, 2024-05-22

| | |
|---|---|
| Project | Kinder Morgan_Silvercroft_E2E |
| Created | 2024-05-22 08:39:44 MST by Sascha Arnold |
| Updated | 2024-05-22 09:02:43 MST by Sascha Arnold |
| Location | 32.26185153, -111.01440624 |
| Status | In Progress |

Please refer to the relevant TGI documents contained in the "Reference Files" of this app for additional instruction.

## Index

| | |
|---|---|
| Was Duplicated | 0 |
| Planned Latitude | 32.2618515300 |
| Planned_Longitude | -111.0144062400 |
| Facility ID | 521 |
| Area ID | 1588 |
| Asset ID | 37745 |
| Work Order ID | 1298 |
| Work Order Activity Detail ID | 69759 |
| Well or SW Asset | Well |
| Asset Subtype | Monitoring |

## General Information

| | |
|---|---|
| Select Project | Kinder Morgan, Silvercroft, Default Site |
| Client | Kinder Morgan |
| Facility Name | Silvercroft |
| Project Number | 30198741 |
| Area Name | Default Site |
| Location | W Silverbell Tree Dr. / N Silver Island Way, Tucson, AZ |
| Date | 2024-05-22 |
| Field Personnel | Sascha Arnold |
| NOTES AND DIRECTIONS | Also collect ferrous iron and sulfite in the field immediately after sample collection utilizing a Hach® DR820 spectrometer and a Hach® SU-5 Sulfite Test Kit |

## Scope of Work

| | |
|---|---|
| Location Type | Planned |
| Select Asset | WR-464A |
| Asset Name | WR-464A |
| Scope of Work | Q2 2024 GW Sampling, 2024-05-13, Groundwater Monitoring |
| Length Units | Metric |
| Volume Units | Metric |
| Work to be Performed at Location | Groundwater Sampling and Water Level Measurement |

Work to be Performed at Location: Gauging Only - well is to be gauged for potentiometric surface and not sampled as part of scope of work Gauging and GW Sampling - Well is gauged and sampled in the same record. Surface Water Sampling - Location is a surface water monitoring location Well Inspection Only - well is not gauged or sampled, only inspected

## Location Info

| | |
|---|---|
| Coordinate Source | Planned |

## Weather Conditions

| | |
|---|---|
| Fetch Weather | N/A |
| Weather | Hot |

## Well Details

| | |
|---|---|
| Detail Correction Required | No |
| Top of Screen (ft bgs) | 110.00 |
| Bottom of Screen (ft bgs) | 218.00 |
| Well Casing Material | |
| Measuring Point (mp) Description | Top of Outer Casing |
| Constructed Total Depth (ft bgs) | 225.00 |
| Enter Gauging Data | Yes |

## Water Elevation Details

| | |
|---|---|
| Gauging Equipment | Interface Probe |
| Gauging Date | 2024-04-30 |
| Gauging Time | 08:40 |

## Well Head Gas Reading

| | |
|---|---|
| Select Screening Parameters | None |
| Is water present? | Yes |
| Static Water Level | 157.94 |
| DTW QC Check | N/A |
| Product Present | No |
| Total Depth Recorded | No |
| Reason Total Depth Not Recorded | Nm |
| TD QC Check | TD is >3 ft from constructed measurement. Check in with PM/TM |
| Water Column | 67.06 |
| Sheen? | No |
| Odor? | No |
| Enter Evacuation Data | Yes |

## Evacuation Details

| | |
|---|---|
| Evacuation date | 2024-05-22 |
| Purge Method | Low Flow |

## No-Purge

| | |
|---|---|
| Type of No-Purge Equipment Used | |

## Retrieval Details

If anything has changed since deployment, please note these changes in the general comment section at the end of the form.

| | |
|---|---|
| Total Time Deployed (days) | Please enter all deployment and retrieval dates and times to calculate elapsed time. |

## Purge

| | |
|---|---|
| Type of Equipment Used - Purge | Submersible Pump |
| Purge Start Time | 08:40 |
| Enter Water Quality Parameters | Yes |

## Water Quality Parameters

| | |
|---|---|
| Water Quality Meter Make/Model | YSI 556 |
| Select the Parameters you want to measure below. | |
| Select Measured Parameters | pH, Specific Conductivity, Turbidity (NTU), Dissolved Oxygen (DO) (mg/L), Temperature (°C), Redox (ORP) (mV) |

## -08:40|DTW:157.94|pH: 6.69|SpCND: 1489|TRB: 3.05|DO: 15|T: 27.42|ORP: 103

## Calculation Specific Fields

| | |
|---|---|
| Total Vol Purged L Only | 0 |
| Flow Rate L/min Only | 0.3 |
| Site ID, Well ID | Default Site, WR-464A |
| Reading Time | 08:40 |
| Minutes Elapsed between readings | 0 |
| Total Elapsed Minutes (during parameter readings) | 0 |
| Total Elapsed Minutes from Purge Start Time | 0 |

## Purge and Flow

| | |
|---|---|
| Flow Rate Units | mL/min |
| Flow Rate | 300 |
| Depth to Water | 157.94 |
| Theoretical Total Volume Purged | 0.0 |
| Total Volume Purged Units | L |
| Total Volume Purged | 0 |

## Parameters

| | |
|---|---|
| pH | 6.69 |
| pH 2 decimals | 6.69 |
| Specific Conductivity Units | µS/cm$^{c}$ |
| Specific Conductivity | 1489 |
| spec cond sig figs | 1,489.0000 |
| Turbidity (NTU) | 3.05 |
| Turbidity reading outside range of meter? | No |
| turbidity sig figs | 3.0 |
| Dissolved Oxygen (DO) (mg/L) | 15 |
| DO 2 decimals | 15.00 |
| Temperature (°C) | 27.42 |
| temp 2 decimals | 27.42 |
| Redox (ORP) (mV) | 103 |
| orp 2 decimals | 103.00 |
| parameters | -08:40\|DTW:157.94\|pH: 6.69\|SpCND: 1489\|TRB: 3.05\|DO: 15\|T: 27.42\|ORP: 103 |
| Stabilization Calculation | 1/3 Measurement intervals before stability can be calculated |
| Color | Clear |
| Notable Odors | No Odor |

Well is considered stabilized and ready for sample collection when the following is met for three consecutive readings collected at 3 to 5 minute intervals: -turbidity remains within 10% (or if three consecutive values are <5NTU) -specific conductance and temp remain within 3% -ORP within + or - 10 mV -DO within 10% (or if three consecutive values are <0.5 mg/L) -pH within 0.1 unit

## -08:49|DTW:157.83|pH: 6.69|SpCND: 1546|TRB: 2.99|DO: 15.3|T: 27.88|ORP: 101

### Calculation Specific Fields

| | |
|---|---|
| Total Vol Purged L Only | 2.7 |
| Flow Rate L/min Only | 0.3 |
| Site ID, Well ID | Default Site, WR-464A |
| Reading Time | 08:49 |
| Minutes Elapsed between readings | 9 |
| Total Elapsed Minutes (during parameter readings) | 9 |
| Total Elapsed Minutes from Purge Start Time | 9 |

### Purge and Flow

| | |
|---|---|
| Flow Rate Units | mL/min |
| Flow Rate | 300 |
| Depth to Water | 157.83 |
| Theoretical Total Volume Purged | 2.7 |
| Total Volume Purged Units | L |
| Total Volume Purged | 2.7 |

### Parameters

| | |
|---|---|
| pH | 6.69 |
| pH 2 decimals | 6.69 |
| Specific Conductivity Units | µS/cm[c] |
| Specific Conductivity | 1546 |
| spec cond sig figs | 1,546.0000 |
| Turbidity (NTU) | 2.99 |
| Turbidity reading outside range of meter? | No |
| turbidity sig figs | 3.0 |
| Dissolved Oxygen (DO) (mg/L) | 15.3 |
| DO 2 decimals | 15.30 |
| Temperature (°C) | 27.88 |
| temp 2 decimals | 27.88 |
| Redox (ORP) (mV) | 101 |
| orp 2 decimals | 101.00 |
| parameters | -08:49\|DTW:157.83\|pH: 6.69\|SpCND: 1546\|TRB: 2.99\|DO: 15.3\|T: 27.88\|ORP: 101 |
| Stabilization Calculation | 2/3 Measurement intervals before stability can be calculated |
| Color | Clear |
| Notable Odors | No Odor |

Well is considered stabilized and ready for sample collection when the following is met for three consecutive readings collected at 3 to 5 minute intervals: -turbidity remains within 10% (or if three consecutive values are <5NTU) -specific conductance and temp remain within 3% -ORP within + or - 10 mV -DO within 10% (or if three consecutive values are <0.5 mg/L) -pH within 0.1 unit

## -08:56|DTW:157.83|pH: 6.7|SpCND: 1551|TRB: 2.89|DO: 14.8|T: 27.99|ORP: 98

## Calculation Specific Fields

| | |
|---|---|
| Total Vol Purged L Only | 5 |
| Flow Rate L/min Only | 0.3 |
| Site ID, Well ID | Default Site, WR-464A |
| Reading Time | 08:56 |
| Minutes Elapsed between readings | 7 |
| Total Elapsed Minutes (during parameter readings) | 16 |
| Total Elapsed Minutes from Purge Start Time | 16 |

## Purge and Flow

| | |
|---|---|
| Flow Rate Units | mL/min |
| Flow Rate | 300 |
| Depth to Water | 157.83 |
| Theoretical Total Volume Purged | 4.8 |
| Total Volume Purged Units | L |
| Total Volume Purged | 5 |

## Parameters

| | |
|---|---|
| pH | 6.7 |
| pH 2 decimals | 6.70 |
| Specific Conductivity Units | µS/cm$^{c}$ |
| Specific Conductivity | 1551 |
| spec cond sig figs | 1,551.0000 |
| Turbidity (NTU) | 2.89 |
| Turbidity reading outside range of meter? | No |
| turbidity sig figs | 2.9 |
| Dissolved Oxygen (DO) (mg/L) | 14.8 |
| DO 2 decimals | 14.80 |
| Temperature (°C) | 27.99 |
| temp 2 decimals | 27.99 |
| Redox (ORP) (mV) | 98 |
| orp 2 decimals | 98.00 |
| parameters | -08:56\|DTW:157.83\|pH: 6.7\|SpCND: 1551\|TRB: 2.89\|DO: 14.8\|T: 27.99\|ORP: 98 |
| Stabilization Calculation | pH: ; SpCND: ; TRB: ; DO: ; T: ; ORP: ; Time Elapsed: 16 min<br>Parameters unstable -- Do not sample |
| Color | Clear |
| Notable Odors | No Odor |

Well is considered stabilized and ready for sample collection when the following is met for three consecutive readings collected at 3 to 5 minute intervals: -turbidity remains within 10% (or if three consecutive values are <5NTU) -specific conductance and temp remain within 3% -ORP within + or - 10 mV -DO within 10% (or if three consecutive values are <0.5 mg/L) -pH within 0.1 unit

## -09:00|DTW:157.83|pH: 6.71|SpCND: 1555|TRB: 2.89|DO: 14.79|T: 28.33|ORP: 98

## Calculation Specific Fields

| | |
|---|---|
| Total Vol Purged L Only | 6 |
| Flow Rate L/min Only | 0.3 |

| | |
|---|---|
| Site ID, Well ID | Default Site, WR-464A |
| Reading Time | 09:00 |
| Minutes Elapsed between readings | 4 |
| Total Elapsed Minutes (during parameter readings) | 20 |
| Total Elapsed Minutes from Purge Start Time | 20 |

## Purge and Flow

| | |
|---|---|
| Flow Rate Units | mL/min |
| Flow Rate | 300 |
| Depth to Water | 157.83 |
| Theoretical Total Volume Purged | 6.0 |
| Total Volume Purged Units | L |
| Total Volume Purged | 6 |

## Parameters

| | |
|---|---|
| pH | 6.71 |
| pH 2 decimals | 6.71 |
| Specific Conductivity Units | µS/cm$^{c}$ |
| Specific Conductivity | 1555 |
| spec cond sig figs | 1,555.0000 |
| Turbidity (NTU) | 2.89 |
| Turbidity reading outside range of meter? | No |
| turbidity sig figs | 2.9 |
| Dissolved Oxygen (DO) (mg/L) | 14.79 |
| DO 2 decimals | 14.79 |
| Temperature (°C) | 28.33 |
| temp 2 decimals | 28.33 |
| Redox (ORP) (mV) | 98 |
| orp 2 decimals | 98.00 |
| parameters | -09:00\|DTW:157.83\|pH: 6.71\|SpCND: 1555\|TRB: 2.89\|DO: 14.79\|T: 28.33\|ORP: 98 |
| Stabilization Calculation | pH: ; SpCND: ; TRB: ; DO: ; T: ; ORP: ; Time Elapsed: 20 min<br>All Parameters Stable -- Okay to sample |
| Color | Clear |
| Notable Odors | No Odor |

Well is considered stabilized and ready for sample collection when the following is met for three consecutive readings collected at 3 to 5 minute intervals: -turbidity remains within 10% (or if three consecutive values are <5NTU) -specific conductance and temp remain within 3% -ORP within + or - 10 mV -DO within 10% (or if three consecutive values are <0.5 mg/L) -pH within 0.1 unit

| | |
|---|---|
| Purge End Time (Before Sample Collection) | 09:03 |
| Theoretical Total Volume Purged | 6 |
| Total Purged | 6 |
| Did well go dry? | No |

## Well Dry

In order to view and enter sampling information below, you must measure DTW upon return and enter it in the field above.

## Sample Information

| | |
|---|---|
| Type of Equipment Used - Sample | Submersible Pump |
| Enter Inspection Data | No |

## Flow Measurements

## Flow Meter

| | |
|---|---|
| Type of Meter | Hach FH950 |

## Area Velocity

| | |
|---|---|
| Area Velocity Total Flow Per Minute qtot | 0 |
| Area Velocity Total Flow Rate qtot | 0 |

## Volumetric

| | |
|---|---|
| Average Total Flow Rate qtot | 0 |

## Visual Estimate

| | |
|---|---|
| Visual Estimate Total Flow Rate qtot | 0 |

## Mid-Section

| | |
|---|---|
| Mid-Section Total Flow Rate qtot | 0 |
| Mid-Section Total Flow Per Second qtot | 0 |
| Mid-Section Total Flow Per Minute qtot | 0 |
| Update Mid-Section Values | N/A |

## Close Out

| | |
|---|---|
| Scope of Work Status | In Progress |
| General Comments | Fe 0.03 Mn 1.7 sulfite 0.64-1.28 |

## Kinder Morgan, WR-467A, 2024-05-22

| | |
|---|---|
| Project | Kinder Morgan_Silvercroft_E2E |
| Created | 2024-05-22 09:35:14 MST by Sascha Arnold |
| Updated | 2024-05-22 10:02:34 MST by Sascha Arnold |
| Location | 32.26201342, -111.01406331 |
| Status | In Progress |

Please refer to the relevant TGI documents contained in the "Reference Files" of this app for additional instruction.

## Index

| | |
|---|---|
| Was Duplicated | 0 |
| Planned Latitude | 32.2620134200 |
| Planned_Longitude | -111.0140633100 |
| Facility ID | 521 |
| Area ID | 1588 |
| Asset ID | 37746 |
| Work Order ID | 1298 |
| Work Order Activity Detail ID | 69760 |
| Well or SW Asset | Well |
| Asset Subtype | Monitoring |

## General Information

| | |
|---|---|
| Select Project | Kinder Morgan, Silvercroft, Default Site |
| Client | Kinder Morgan |
| Facility Name | Silvercroft |
| Project Number | 30198741 |
| Area Name | Default Site |
| Location | W Silverbell Tree Dr. / N Silver Island Way, Tucson, AZ |
| Date | 2024-05-22 |
| Field Personnel | Sascha Arnold |
| NOTES AND DIRECTIONS | Also collect ferrous iron and sulfite in the field immediately after sample collection utilizing a Hach® DR820 spectrometer and a Hach® SU-5 Sulfite Test Kit |

## Scope of Work

| | |
|---|---|
| Location Type | Planned |
| Select Asset | WR-467A |
| Asset Name | WR-467A |
| Scope of Work | Q2 2024 GW Sampling, 2024-05-13, Groundwater Monitoring |
| Length Units | Metric |
| Volume Units | Metric |
| Work to be Performed at Location | Groundwater Sampling and Water Level Measurement |

Work to be Performed at Location: Gauging Only - well is to be gauged for potentiometric surface and not sampled as part of scope of work Gauging and GW Sampling - Well is gauged and sampled in the same record. Surface Water Sampling - Location is a surface water monitoring location Well Inspection Only - well is not gauged or sampled, only inspected

## Location Info

| | |
|---|---|
| Coordinate Source | Planned |

## Weather Conditions

| | |
|---|---|
| Fetch Weather | N/A |
| Weather | Hot |

## Well Details

| | |
|---|---|
| Detail Correction Required | No |
| Top of Screen (ft bgs) | 110.00 |
| Bottom of Screen (ft bgs) | 218.00 |
| Well Casing Material | |
| Measuring Point (mp) Description | Top of Outer Casing |
| Constructed Total Depth (ft bgs) | 225.00 |
| Enter Gauging Data | Yes |

## Water Elevation Details

| | |
|---|---|
| Gauging Equipment | Interface Probe |
| Gauging Date | 2024-04-30 |
| Gauging Time | 09:35 |

## Well Head Gas Reading

| | |
|---|---|
| Select Screening Parameters | None |
| Is water present? | Yes |
| Static Water Level | 166.55 |
| DTW QC Check | N/A |
| Product Present | No |
| Total Depth Recorded | No |
| Reason Total Depth Not Recorded | Nm |
| TD QC Check | TD is >3 ft from constructed measurement. Check in with PM/TM |
| Water Column | 58.45 |
| Sheen? | No |
| Odor? | No |
| Enter Evacuation Data | Yes |

## Evacuation Details

| | |
|---|---|
| Evacuation date | 2024-05-22 |
| Purge Method | Low Flow |

## No-Purge

| | |
|---|---|
| Type of No-Purge Equipment Used | |

## Retrieval Details

If anything has changed since deployment, please note these changes in the general comment section at the end of the form.

| | |
|---|---|
| Total Time Deployed (days) | Please enter all deployment and retrieval dates and times to calculate elapsed time. |

## Purge

| | |
|---|---|
| Type of Equipment Used - Purge | Submersible Pump |
| Purge Start Time | 09:36 |
| Enter Water Quality Parameters | Yes |

## Water Quality Parameters

| | |
|---|---|
| Water Quality Meter Make/Model | YSI 556 |
| Select the Parameters you want to measure below. | |
| Select Measured Parameters | pH, Specific Conductivity, Turbidity (NTU), Dissolved Oxygen (DO) (mg/L), Temperature (°C), Redox (ORP) (mV) |

## -09:36|DTW:166.55|pH: 6.96|SpCND: 1223|TRB: 2.67|DO: 9.55|T: 29.1|ORP: 98

## Calculation Specific Fields

| | |
|---|---|
| Total Vol Purged L Only | 0 |
| Flow Rate L/min Only | 0.3 |
| Site ID, Well ID | Default Site, WR-467A |
| Reading Time | 09:36 |
| Minutes Elapsed between readings | 0 |
| Total Elapsed Minutes (during parameter readings) | 0 |
| Total Elapsed Minutes from Purge Start Time | 0 |

## Purge and Flow

| | |
|---|---|
| Flow Rate Units | mL/min |
| Flow Rate | 300 |
| Depth to Water | 166.55 |
| Theoretical Total Volume Purged | 0.0 |
| Total Volume Purged Units | L |
| Total Volume Purged | 0 |

## Parameters

| | |
|---|---|
| pH | 6.96 |
| pH 2 decimals | 6.96 |
| Specific Conductivity Units | µS/cm[c] |
| Specific Conductivity | 1223 |
| spec cond sig figs | 1,223.0000 |
| Turbidity (NTU) | 2.67 |
| Turbidity reading outside range of meter? | No |
| turbidity sig figs | 2.7 |
| Dissolved Oxygen (DO) (mg/L) | 9.55 |
| DO 2 decimals | 9.55 |
| Temperature (°C) | 29.1 |
| temp 2 decimals | 29.10 |
| Redox (ORP) (mV) | 98 |
| orp 2 decimals | 98.00 |
| parameters | -09:36\|DTW:166.55\|pH: 6.96\|SpCND: 1223\|TRB: 2.67\|DO: 9.55\|T: 29.1\|ORP: 98 |
| Stabilization Calculation | 1/3 Measurement intervals before stability can be calculated |
| Color | Clear |
| Notable Odors | No Odor |

Well is considered stabilized and ready for sample collection when the following is met for three consecutive readings collected at 3 to 5 minute intervals: -turbidity remains within 10% (or if three consecutive values are <5NTU) -specific conductance and temp remain within 3% -ORP within + or - 10 mV -DO within 10% (or if three consecutive values are <0.5 mg/L) -pH within 0.1 unit

## -09:42|DTW:166.55|pH: 7.16|SpCND: 1010|TRB: 2.85|DO: 9.5|T: 27.45|ORP: 93

### Calculation Specific Fields

| | |
|---|---|
| Total Vol Purged L Only | 1.8 |
| Flow Rate L/min Only | 0.3 |
| Site ID, Well ID | Default Site, WR-467A |
| Reading Time | 09:42 |
| Minutes Elapsed between readings | 6 |
| Total Elapsed Minutes (during parameter readings) | 6 |
| Total Elapsed Minutes from Purge Start Time | 6 |

### Purge and Flow

| | |
|---|---|
| Flow Rate Units | mL/min |
| Flow Rate | 300 |
| Depth to Water | 166.55 |
| Theoretical Total Volume Purged | 1.8 |
| Total Volume Purged Units | L |
| Total Volume Purged | 1.8 |

### Parameters

| | |
|---|---|
| pH | 7.16 |
| pH 2 decimals | 7.16 |
| Specific Conductivity Units | µS/cm[c] |
| Specific Conductivity | 1010 |
| spec cond sig figs | 1,010.0000 |
| Turbidity (NTU) | 2.85 |
| Turbidity reading outside range of meter? | No |
| turbidity sig figs | 2.9 |
| Dissolved Oxygen (DO) (mg/L) | 9.5 |
| DO 2 decimals | 9.50 |
| Temperature (°C) | 27.45 |
| temp 2 decimals | 27.45 |
| Redox (ORP) (mV) | 93 |
| orp 2 decimals | 93.00 |
| parameters | -09:42\|DTW:166.55\|pH: 7.16\|SpCND: 1010\|TRB: 2.85\|DO: 9.5\|T: 27.45\|ORP: 93 |
| Stabilization Calculation | 2/3 Measurement intervals before stability can be calculated |
| Color | Clear |
| Notable Odors | No Odor |

Well is considered stabilized and ready for sample collection when the following is met for three consecutive readings collected at 3 to 5 minute intervals: -turbidity remains within 10% (or if three consecutive values are <5NTU) -specific conductance and temp remain within 3% -ORP within + or - 10 mV -DO within 10% (or if three consecutive values are <0.5 mg/L) -pH within 0.1 unit

## -09:47|DTW:166.55|pH: 7.17|SpCND: 1000|TRB: 2.88|DO: 9.3|T: 28.1|ORP: 93

## Calculation Specific Fields

| | |
|---|---|
| Total Vol Purged L Only | 3.3 |
| Flow Rate L/min Only | 0.3 |
| Site ID, Well ID | Default Site, WR-467A |
| Reading Time | 09:47 |
| Minutes Elapsed between readings | 5 |
| Total Elapsed Minutes (during parameter readings) | 11 |
| Total Elapsed Minutes from Purge Start Time | 11 |

## Purge and Flow

| | |
|---|---|
| Flow Rate Units | mL/min |
| Flow Rate | 300 |
| Depth to Water | 166.55 |
| Theoretical Total Volume Purged | 3.3 |
| Total Volume Purged Units | L |
| Total Volume Purged | 3.3 |

## Parameters

| | |
|---|---|
| pH | 7.17 |
| pH 2 decimals | 7.17 |
| Specific Conductivity Units | µS/cm$^{c}$ |
| Specific Conductivity | 1000 |
| spec cond sig figs | 1,000.0000 |
| Turbidity (NTU) | 2.88 |
| Turbidity reading outside range of meter? | No |
| turbidity sig figs | 2.9 |
| Dissolved Oxygen (DO) (mg/L) | 9.3 |
| DO 2 decimals | 9.30 |
| Temperature (°C) | 28.1 |
| temp 2 decimals | 28.10 |
| Redox (ORP) (mV) | 93 |
| orp 2 decimals | 93.00 |
| parameters | -09:47\|DTW:166.55\|pH: 7.17\|SpCND: 1000\|TRB: 2.88\|DO: 9.3\|T: 28.1\|ORP: 93 |
| Stabilization Calculation | pH: ; SpCND: ; TRB: ; DO: ; T: ; ORP: ; Time Elapsed: 11 min<br>Parameters unstable -- Do not sample |
| Color | Clear |
| Notable Odors | No Odor |

Well is considered stabilized and ready for sample collection when the following is met for three consecutive readings collected at 3 to 5 minute intervals: -turbidity remains within 10% (or if three consecutive values are <5NTU) -specific conductance and temp remain within 3% -ORP within + or - 10 mV -DO within 10% (or if three consecutive values are <0.5 mg/L) -pH within 0.1 unit

## -09:52|DTW:166.55|pH: 7.16|SpCND: 1004|TRB: 2.88|DO: 9.38|T: 28.5|ORP: 93

## Calculation Specific Fields

| | |
|---|---|
| Total Vol Purged L Only | 5 |
| Flow Rate L/min Only | 0.3 |

| | |
|---|---|
| Site ID, Well ID | Default Site, WR-467A |
| Reading Time | 09:52 |
| Minutes Elapsed between readings | 5 |
| Total Elapsed Minutes (during parameter readings) | 16 |
| Total Elapsed Minutes from Purge Start Time | 16 |

## Purge and Flow

| | |
|---|---|
| Flow Rate Units | mL/min |
| Flow Rate | 300 |
| Depth to Water | 166.55 |
| Theoretical Total Volume Purged | 4.8 |
| Total Volume Purged Units | L |
| Total Volume Purged | 5 |

## Parameters

| | |
|---|---|
| pH | 7.16 |
| pH 2 decimals | 7.16 |
| Specific Conductivity Units | µS/cm$^{c}$ |
| Specific Conductivity | 1004 |
| spec cond sig figs | 1,004.0000 |
| Turbidity (NTU) | 2.88 |
| Turbidity reading outside range of meter? | No |
| turbidity sig figs | 2.9 |
| Dissolved Oxygen (DO) (mg/L) | 9.38 |
| DO 2 decimals | 9.38 |
| Temperature (°C) | 28.5 |
| temp 2 decimals | 28.50 |
| Redox (ORP) (mV) | 93 |
| orp 2 decimals | 93.00 |
| parameters | -09:52\|DTW:166.55\|pH: 7.16\|SpCND: 1004\|TRB: 2.88\|DO: 9.38\|T: 28.5\|ORP: 93 |
| Stabilization Calculation | pH: ; SpCND: ; TRB: ; DO: ; T: ; ORP: ; Time Elapsed: 16 min<br>Parameters unstable -- Do not sample |
| Color | Clear |
| Notable Odors | No Odor |

Well is considered stabilized and ready for sample collection when the following is met for three consecutive readings collected at 3 to 5 minute intervals: -turbidity remains within 10% (or if three consecutive values are <5NTU) -specific conductance and temp remain within 3% -ORP within + or - 10 mV -DO within 10% (or if three consecutive values are <0.5 mg/L) -pH within 0.1 unit

## -10:00|DTW:166.55|pH: 7.15|SpCND: 1006|TRB: 2.86|DO: 9.08|T: 28.6|ORP: 93

## Calculation Specific Fields

| | |
|---|---|
| Total Vol Purged L Only | 7.5 |
| Flow Rate L/min Only | 0.3 |
| Site ID, Well ID | Default Site, WR-467A |
| Reading Time | 10:00 |
| Minutes Elapsed between readings | 8 |

| | |
|---|---|
| Total Elapsed Minutes (during parameter readings) | 24 |
| Total Elapsed Minutes from Purge Start Time | 24 |

## Purge and Flow

| | |
|---|---|
| Flow Rate Units | mL/min |
| Flow Rate | 300 |
| Depth to Water | 166.55 |
| Theoretical Total Volume Purged | 7.2 |
| Total Volume Purged Units | L |
| Total Volume Purged | 7.5 |

## Parameters

| | |
|---|---|
| pH | 7.15 |
| pH 2 decimals | 7.15 |
| Specific Conductivity Units | µS/cm[c] |
| Specific Conductivity | 1006 |
| spec cond sig figs | 1,006.0000 |
| Turbidity (NTU) | 2.86 |
| Turbidity reading outside range of meter? | No |
| turbidity sig figs | 2.9 |
| Dissolved Oxygen (DO) (mg/L) | 9.08 |
| DO 2 decimals | 9.08 |
| Temperature (°C) | 28.6 |
| temp 2 decimals | 28.60 |
| Redox (ORP) (mV) | 93 |
| orp 2 decimals | 93.00 |
| parameters | □-10:00\|DTW:166.55\|pH: 7.15\|SpCND: 1006\|TRB: 2.86\|DO: 9.08\|T: 28.6\|ORP: 93 |
| Stabilization Calculation | pH: □; SpCND: □; TRB: □; DO: □; T: □; ORP: □; Time Elapsed: 24 min<br>All Parameters Stable -- Okay to sample |
| Color | Clear |
| Notable Odors | No Odor |

Well is considered stabilized and ready for sample collection when the following is met for three consecutive readings collected at 3 to 5 minute intervals: -turbidity remains within 10% (or if three consecutive values are <5NTU) -specific conductance and temp remain within 3% -ORP within + or - 10 mV -DO within 10% (or if three consecutive values are <0.5 mg/L) -pH within 0.1 unit

| | |
|---|---|
| Purge End Time (Before Sample Collection) | 10:03 |
| Theoretical Total Volume Purged | 7.2 |
| Total Purged | 7.5 |
| Did well go dry? | No |

## Well Dry

In order to view and enter sampling information below, you must measure DTW upon return and enter it in the field above.

## Sample Information

| | |
|---|---|
| Type of Equipment Used - Sample | Submersible Pump |
| Enter Inspection Data | No |

## Flow Measurements

## Flow Meter

| | |
|---|---|
| Type of Meter | Hach FH950 |

## Area Velocity

| | |
|---|---|
| Area Velocity Total Flow Per Minute qtot | 0 |
| Area Velocity Total Flow Rate qtot | 0 |

## Volumetric

| | |
|---|---|
| Average Total Flow Rate qtot | 0 |

## Visual Estimate

| | |
|---|---|
| Visual Estimate Total Flow Rate qtot | 0 |

## Mid-Section

| | |
|---|---|
| Mid-Section Total Flow Rate qtot | 0 |
| Mid-Section Total Flow Per Second qtot | 0 |
| Mid-Section Total Flow Per Minute qtot | 0 |
| Update Mid-Section Values | N/A |

## Close Out

| | |
|---|---|
| Scope of Work Status | In Progress |
| General Comments | Fe 0.02 Mn 1.5 sulfite 0.64-1-28 |

# Silvercroft

4/30/24
SA/MS

| Well ID | Time | PID | DTW (ft) | DTP (ft) | Well Condition | Weather |
|---|---|---|---|---|---|---|
| WR-463A | | | 145.38 | | | Warm, Sunny |
| MW-1 | | | 152.82 | | | |
| MW-2 | | | 148.61 | | | |
| MW-3 | | | 152.80 | | | |
| MW-4 | | | 153.61 | | | |
| MW-5 | | | 153.68 | | | |
| MW-6 | | | 148.38 | | | |
| MW-7 | | | 148.80 | | | |
| MW-8 | | | 152.22 | | | |
| MW-9 | | | 152.84 | | | |
| MW-10 | | | 153.28 | | | |
| MW-11 | | | 148.21 | | | |
| MW-12 | | | 150.59 | | | |
| MW-13 | | | 149.34 | | | |
| MW-14 | | | 150.79 | | | |
| MW-15 | | | 149.40 | | | |
| MW-16 | | | 150.64 | | | |
| MW-17 | | | 146.21 | | | |
| MW-18 | | | 147.02 | | | |
| MW-19 | | | 145.22 | | | |
| MW-20 | | | 148.50 | | | |
| MW-21 | | | 146.88 | | | |
| MW-22 | | | 146.38 | | | |
| MW-23 | | | 145.89 | | | |
| MW-24 | | | 146.07 | | | |
| MW-25 | | | 148.04 | | | |
| MW-26 | | | 149.82 | | | |
| MW-27 | | | 162.96 | | | |
| MW-28 | | | 157.88 | | | |
| MW-29S | | | NM | | | SYSTEM ON |
| MW-29M | | | NM | | | ↓ |
| MW-29D | | | NM | | | |
| MW-30 | | | 146.91 | | | |
| A-039A | | | NM | | | Bad well |
| R-067A | | | 167.54 | | | |
| R-079A | | | 153.80 | | | |
| R-082A | | | 154.83 | | | |
| R-122A | | | 157.89 | | | |
| WR-242A | | | 158.38 | | | |
| WR-359A | | | 171.74 | | | |
| WR-430A | | | 167.98 | | | |
| WR-464A | | | 157.94 | | | |
| WR-467A | | | 166.55 | | | |
| WR-093A | | | 161.30 | | | |

ARCADIS

# Water-Level Log

Project Name and No. 30207116

Site Location [illegible]

Prepared By MS/SYA

Date 5/13/2024

| Well (s) | ~~Hold (ft)~~ DTP | Wet (ft) | Depth to Water (ft) | Time | MP | Remarks |
|---|---|---|---|---|---|---|
| WR-463A | | | 144.81 | | | CLOUDY, HOT |
| MW-1 | | | 153.11 | | | |
| MW-2 | | | 148.83 | | | |
| MW-3 | | | 152.98 | | | |
| MW-4 | | | 153.16 | | | |
| MW-5 | | | 153.13 | | | |
| MW-6 | | | 147.02 | | | |
| MW-7 | | | 149.00 | | | |
| MW-8 | | | 151.44 | | | |
| MW-9 | | | 152.31 | | | |
| MW-10 | | | 152.73 | | | |
| MW-11 | | | 147.83 | | | |
| MW-12 | | | 150.13 | | | |
| MW-13 | | | 148.89 | | | |
| MW-14 | | | 150.36 | | | |
| MW-15 | | | 149.03 | | | |
| MW-16 | | | 150.28 | | | |
| MW-17 | | | 145.32 | | | |
| MW-18 | | | 146.42 | | | |
| MW-19 | | | 144.65 | | | |

ARCADIS

# Water-Level Log

Project Name and No. 30207116

Site Location SILVERCROFT

Prepared By MS/SXA

Date 5-23-2024

| Well (s) | ~~Hold (ft)~~ DTP | Wet (ft) | Depth to Water (ft) | Time | MP | Remarks |
|---|---|---|---|---|---|---|
| MW-20 | | | 148.11 | | | |
| MW-21 | | | 146.55 | | | |
| MW-22 | | | 145.98 | | | |
| MW-23 | | | 146.18 | | | |
| MW-24 | | | 145.52 | | | |
| MW-25 | | | 147.33 | | | |
| MW-26 | | | 149.18 | | | |
| MW-27 | | | 162.85 | | | |
| MW-28 | | | 157.97 | | | |
| MW-29S | | | NM | | | SYSTEM ON |
| MW-29M | | | NM | | | |
| MW-29D | | | NM | | | |
| MW-30 | | | 146.08 | | | |
| A-039A | | | NM | | | BAD WELL |
| R-067A | | | 167.01 | | | |
| R-079A | | | 153.04 | | | |
| R-082A | | | 159.62 | | | |
| R-122A | | | 157.01 | | | |
| WR-242A | | | 157.22 | | | |
| WR-359A | | | 171.00 | | | |

ARCADIS

# Water-Level Log

Project Name and No 30207116

Site Location SILVER CROFT

Prepared By MS/SXA

Date 5-29-2024

| Well (s) | ~~Hold (ft)~~ DTP | Wet (ft) | Depth to Water (ft) | Time | MP | Remarks |
|---|---|---|---|---|---|---|
| WR-430A | | | 167.02 | | | |
| WR-464A | | | 157.02 | | | |
| WR-467A | | | 165.70 | | | |
| WR-093A | | | 165.18 | | | |
| | | | | | | |
| | | | | | | |
| | | | | | | |
| | | | | | | |
| | | | | | | |
| | | | | | | |
| | | | | | | |
| | | | | | | |
| | | | | | | |
| | | | | | | |
| | | | | | | |
| | | | | | | |
| | | | | | | |
| | | | | | | |
| | | | | | | |
| | | | | | | |

# Silvercroft

June 25, 2024

STA

| Well ID | Time | PID | DTW (ft) | DTP (ft) | Well Condition | Weather |
|---|---|---|---|---|---|---|
| WR-463A | | | 144.72 | | Good | Sunny, hot |
| MW-1 | | | 152.32 | | | |
| MW-2 | | | 148.10 | | | |
| MW-3 | | | 152.28 | | | |
| MW-4 | | | 153.08 | | | |
| MW-5 | | | 153.10 | | | |
| MW-6 | | | 147.85 | | | |
| MW-7 | | | 148.35 | | | |
| MW-8 | | | 151.74 | | | |
| MW-9 | | | 158.28 | | | |
| MW-10 | | | 152.71 | | | |
| MW-11 | | | 148.67 | | | |
| MW-12 | | | 150.14 | | | |
| MW-13 | | | 149.95 | | | |
| MW-14 | | | 150.31 | | | |
| MW-15 | | | 149.00 | | | |
| MW-16 | | | 149.60 | | | |
| MW-17 | | | 145.79 | | | |
| MW-18 | | | 146.29 | | | |
| MW-19 | | | 144.68 | | | |
| MW-20 | | | 148.33 | | | |
| MW-21 | | | NM | | | well submerged |
| MW-22 | | | 145.81 | | | |
| MW-23 | | | 145.35 | | | |
| MW-24 | | | 145.45 | | | |
| MW-25 | | | 147.33 | | | |
| MW-26 | | | 149.41 | | | |
| MW-27 | | | 161.88 | | | |
| MW-28 | | | 156.82 | | | |
| MW-29S | | | NM | | | air sparge system on |
| MW-29M | | | NM | | | " " |
| MW-29D | | | NM | | | " " |
| MW-30 | | | 145.92 | | | |
| A-039A | | | NM | | NM | bad well |
| R-067A | | | 166.90 | | | |
| R-079A | | | 152.88 | | | |
| R-082A | | | 158.91 | | | |
| R-122A | | | 156.87 | | | |
| WR-242A | | | 157.11 | | | |
| WR-359A | | | 170.85 | | | |
| WR-430A | | | 166.84 | | | |
| WR-467A | | | 165.54 | | | |
| WR-464A | | | 156.85 | | | |
| WR-093A | | | 165.07 | | | |

# Appendix C

## Well Construction Data/Historical Groundwater Elevation and Apparent LNAPL Thickness Data

**Appendix C**
**Well Construction Data**
**Kinder Morgan, Inc.**
**Silvercroft Wash Release Site, Tucson, Arizona**

| Well ID | Easting | Northing | Measuring Point Elevation (ft amsl) | Screen Interval Depth (ft bgs) | Total Depth (ft bgs) | ADWR Number |
|---|---|---|---|---|---|---|
| MW-01 | 979705.73 | 459387.16 | 2294.48 | 120 - 170 | 170 | 55-200448 |
| MW-02 | 979684.46 | 459421.78 | 2293.35 | 130 - 170 | 170 | 55-200449 |
| MW-03 | 979735.74 | 459356.26 | 2295.19 | 130 - 170 | 170 | 55-200451 |
| MW-04 | 979736.17 | 459431.19 | 2294.09 | 130 - 170 | 170 | 55-200802 |
| MW-05 | 979735.94 | 459527.60 | 2294.61 | 130 - 170 | 170 | 55-200803 |
| MW-06 | 979683.06 | 459591.24 | 2293.24 | 130 - 170 | 170 | 55-200804 |
| MW-07 | 979683.04 | 459291.82 | 2292.16 | 130 - 170 | 170 | 55-200805 |
| MW-08 | 979813.84 | 459438.47 | 2294.90 | 130 - 170 | 170 | 55-200806 |
| MW-09 | 979804.74 | 459583.93 | 2294.12 | 130 - 170 | 170 | 55-200807 |
| MW-10 | 979814.45 | 459511.23 | 2294.55 | 130 - 170 | 170 | 55-200808 |
| MW-11 | 980072.10 | 459585.57 | 2290.63 | 130 - 170 | 170 | 55-200809 |
| MW-12 | 980079.40 | 459910.89 | 2291.61 | 130 - 170 | 170 | 55-200810 |
| MW-13 | 979882.47 | 459661.08 | 2289.75 | 130 - 170 | 170 | 55-201302 |
| MW-14 | 979854.24 | 459924.76 | 2290.49 | 130 - 170 | 170 | 55-201303 |
| MW-15 | 979962.60 | 459369.25 | 2291.28 | 130 - 170 | 170 | 55-201304 |
| MW-16 | 979691.46 | 459843.83 | 2292.34 | 130 - 170 | 170 | 55-201305 |
| MW-17 | 979533.39 | 459551.62 | 2289.88 | 130 - 170 | 170 | 55-201838 |
| MW-18 | 979526.46 | 459738.04 | 2286.11 | 130 - 170 | 170 | 55-201839 |
| MW-19 | 979531.62 | 459385.77 | 2289.32 | 130 - 170 | 170 | 55-202059 |
| MW-20 | 979532.85 | 459303.25 | 2290.38 | 130 - 170 | 170 | 55-202060 |
| MW-21 | 979345.21 | 459660.94 | 2286.12 | 130 - 170 | 170 | 55-202203 |
| MW-22 | 979355.49 | 459401.24 | 2286.83 | 130 - 170 | 170 | 55-202202 |
| MW-23 | 979523.99 | 459197.70 | 2287.43 | 130 - 170 | 170 | 55-202348 |
| MW-24 | 979541.06 | 460034.52 | 2283.85 | 130 - 170 | 170 | 55-202347 |
| MW-25 | 979095.43 | 459785.28 | 2285.05 | 130 - 170 | 170 | 55-202436 |
| MW-26 | 979263.87 | 460019.42 | 2286.29 | 130 - 170 | 170 | 55-202593 |
| MW-27 | 978157.40 | 460371.04 | 2291.12 | 154 - 189 | 190 | 55-222708 |
| MW-28 | 977982.41 | 461014.41 | 2284.40 | 149 - 189 | 190 | 55-222709 |
| MW-29S | 978666.74 | 460922.82 | 2289.85 | 149 - 189 | 190 | 55-222710 |
| MW-29M | 978657.09 | 460918.82 | 2288.33 | 194 - 224 | 225 | 55-222711 |
| MW-29D | 978647.35 | 460913.82 | 2288.60 | 229 - 259 | 260 | 55-222712 |
| MW-30 | 979407.55 | 460006.87 | 2283.36 | 145 - 200 | 205 | 55-222713 |
| MW-31M | 978676.20 | 460927.88 | NYS | 194 - 224 | 225 | 55-232864 |
| MW-31D | 978686.31 | 460933.50 | NYS | 229 - 259 | 260 | 55-232863 |
| MW-32S | 978629.00 | 460939.68 | NYS | 149 - 189 | 190 | 55-232867 |
| MW-32M | 978619.04 | 460933.79 | NYS | 194 - 224 | 225 | 55-232866 |
| MW-32D | 978611.44 | 460925.35 | NYS | 229 - 259 | 260 | 55-232865 |
| A-039A | 977462.86 | 461093.43 | 2287.53 | 140 - 223 | 267 | 55-620311 |
| R-067A | 979292.09 | 460615.19 | 2299.09 | 85 - 190 | 189.8 | 55-574954 |
| R-122A | 979455.84 | 461109.12 | 2289.16 | 135 - 194 | 200 | 55-597598 |
| WR-242A | 978856.74 | 460966.99 | 2287.48 | 125 - 170 | 172 | 55-544644 |
| WR-359A | 979025.65 | 460429.14 | 2302.44 | 130 - 180 | 193 | 55-574955 |
| WR-430A | 979434.32 | 460480.91 | 2300.12 | 136 - 196 | 198 | 55-582607 |
| WR-463A | 980049.11 | 460103.52 | 2285.27 | 140 - 219 | 220 | 55-903387 |
| WR-464A | 978898.89 | 460162.54 | 2288.82 | 110 - 218 | 225 | 55-902644 |
| WR-467A | 979002.36 | 460221.85 | 2298.53 | 104 - 222 | 225 | 55-902646 |

**NOTES**
· Eastings, northings, and elevations from Aztec Engineering surveys, August 10, 2009 and January 7, 2014.
· Coordinate system: NAD83 State Plane, Arizona Central (feet).
· ADWR = Arizona Department of Water Resources.
· NYS = Not yet surveyed.

**Appendix C**
**Historical Groundwater Elevation and Apparent LNAPL Thickness Data**
**Kinder Morgan, Inc.**
**Silvercroft Wash Release Site, Tucson, Arizona**

ARCADIS

| Well ID | Measurement Date | Measuring Point Elevation (ft amsl) | Depth to LNAPL (ft btoc) | Depth to Water (ft btoc) | Apparent LNAPL Thickness (ft) | Uncorrected Groundwater Elevation (ft amsl) | Potentiometric Surface Elevation (ft amsl) |
|---|---|---|---|---|---|---|---|
| MW-01 | 10/17/2003 | 2294.48 | 144.24 | 147.38 | 3.14 | 2147.10 | 2149.46 |
| MW-01 | 10/21/2003 | 2294.48 | 144.28 | 147.39 | 3.11 | 2147.09 | 2149.42 |
| MW-01 | 10/23/2003 | 2294.48 | 144.25 | 147.55 | 3.30 | 2146.93 | 2149.41 |
| MW-01 | 10/27/2003 | 2294.48 | 144.39 | 147.42 | 3.03 | 2147.06 | 2149.33 |
| MW-01 | 10/28/2003 | 2294.48 | 144.40 | 147.42 | 3.02 | 2147.06 | 2149.33 |
| MW-01 | 11/24/2003 | 2294.48 | 144.83 | 147.01 | 2.18 | 2147.47 | 2149.11 |
| MW-01 | 11/26/2003 | 2294.48 | 146.96 | 149.18 | 2.22 | 2145.30 | 2146.97 |
| MW-01 | 12/1/2003 | 2294.48 | 146.91 | 149.10 | 2.19 | 2145.38 | 2147.02 |
| MW-01 | 1/26/2004 | 2294.48 | 146.71 | 147.34 | 0.63 | 2147.14 | 2147.61 |
| MW-01 | 2/5/2004 | 2294.48 | 146.79 | 147.31 | 0.52 | 2147.17 | 2147.56 |
| MW-01 | 2/19/2004 | 2294.48 | 146.88 | 147.22 | 0.34 | 2147.26 | 2147.52 |
| MW-01 | 3/8/2004 | 2294.48 | 146.85 | 147.69 | 0.84 | 2146.79 | 2147.42 |
| MW-01 | 3/15/2004 | 2294.48 | 146.92 | 147.75 | 0.83 | 2146.73 | 2147.35 |
| MW-01 | 3/22/2004 | 2294.48 | 146.92 | 147.72 | 0.80 | 2146.76 | 2147.36 |
| MW-01 | 3/29/2004 | 2294.48 | 146.99 | 147.80 | 0.81 | 2146.68 | 2147.29 |
| MW-01 | 4/5/2004 | 2294.48 | 147.00 | 147.80 | 0.80 | 2146.68 | 2147.28 |
| MW-01 | 4/12/2004 | 2294.48 | 147.05 | 147.84 | 0.79 | 2146.64 | 2147.23 |
| MW-01 | 4/19/2004 | 2294.48 | 147.06 | 147.86 | 0.80 | 2146.62 | 2147.22 |
| MW-01 | 4/26/2004 | 2294.48 | 147.09 | 147.88 | 0.79 | 2146.60 | 2147.19 |
| MW-01 | 5/3/2004 | 2294.48 | 147.09 | 147.86 | 0.77 | 2146.62 | 2147.20 |
| MW-01 | 5/10/2004 | 2294.48 | 147.14 | 147.90 | 0.76 | 2146.58 | 2147.15 |
| MW-01 | 5/17/2004 | 2294.48 | 147.18 | 147.97 | 0.79 | 2146.51 | 2147.10 |
| MW-01 | 5/24/2004 | 2294.48 | 147.22 | 148.03 | 0.81 | 2146.45 | 2147.06 |
| MW-01 | 5/31/2004 | 2294.48 | 147.21 | 148.06 | 0.85 | 2146.42 | 2147.06 |
| MW-01 | 6/7/2004 | 2294.48 | 147.28 | 148.15 | 0.87 | 2146.33 | 2146.98 |
| MW-01 | 6/14/2004 | 2294.48 | 147.37 | 148.29 | 0.92 | 2146.19 | 2146.88 |
| MW-01 | 6/21/2004 | 2294.48 | 147.47 | 148.47 | 1.00 | 2146.01 | 2146.76 |
| MW-01 | 6/28/2004 | 2294.48 | 147.55 | 148.63 | 1.08 | 2145.85 | 2146.66 |
| MW-01 | 7/6/2004 | 2294.48 | 147.63 | 148.94 | 1.31 | 2145.54 | 2146.52 |
| MW-01 | 7/12/2004 | 2294.48 | 147.71 | 149.08 | 1.37 | 2145.40 | 2146.43 |
| MW-01 | 7/19/2004 | 2294.48 | 147.82 | 149.21 | 1.39 | 2145.27 | 2146.31 |
| MW-01 | 7/26/2004 | 2294.48 | 147.89 | 149.41 | 1.52 | 2145.07 | 2146.21 |
| MW-01 | 8/2/2004 | 2294.48 | 148.03 | 149.48 | 1.45 | 2145.00 | 2146.09 |
| MW-01 | 8/9/2004 | 2294.48 | 148.16 | 149.56 | 1.40 | 2144.92 | 2145.97 |
| MW-01 | 8/16/2004 | 2294.48 | 148.29 | 149.65 | 1.36 | 2144.83 | 2145.85 |
| MW-01 | 8/23/2004 | 2294.48 | 148.41 | 149.75 | 1.34 | 2144.73 | 2145.74 |
| MW-01 | 8/30/2004 | 2294.48 | 148.64 | 149.60 | 0.96 | 2144.88 | 2145.60 |
| MW-01 | 9/8/2004 | 2294.48 | 148.66 | 150.04 | 1.38 | 2144.44 | 2145.48 |
| MW-01 | 9/13/2004 | 2294.48 | 148.72 | 150.04 | 1.32 | 2144.44 | 2145.43 |
| MW-01 | 9/20/2004 | 2294.48 | 148.83 | 150.16 | 1.33 | 2144.32 | 2145.32 |
| MW-01 | 9/27/2004 | 2294.48 | 148.92 | 150.26 | 1.34 | 2144.22 | 2145.23 |
| MW-01 | 10/4/2004 | 2294.48 | 149.00 | 150.33 | 1.33 | 2144.15 | 2145.15 |
| MW-01 | 10/11/2004 | 2294.48 | 149.09 | 150.40 | 1.31 | 2144.08 | 2145.06 |
| MW-01 | 10/18/2004 | 2294.48 | 149.16 | 150.44 | 1.28 | 2144.04 | 2145.00 |
| MW-01 | 10/25/2004 | 2294.48 | 149.24 | 150.50 | 1.26 | 2143.98 | 2144.93 |
| MW-01 | 11/1/2004 | 2294.48 | 149.36 | 150.54 | 1.18 | 2143.94 | 2144.83 |

| Well ID | Measurement Date | Measuring Point Elevation (ft amsl) | Depth to LNAPL (ft btoc) | Depth to Water (ft btoc) | Apparent LNAPL Thickness (ft) | Uncorrected Groundwater Elevation (ft amsl) | Potentiometric Surface Elevation (ft amsl) |
|---|---|---|---|---|---|---|---|
| MW-01 | 11/8/2004 | 2294.48 | 149.45 | 150.53 | 1.08 | 2143.95 | 2144.76 |
| MW-01 | 11/15/2004 | 2294.48 | 149.50 | 150.67 | 1.17 | 2143.81 | 2144.69 |
| MW-01 | 11/30/2004 | 2294.48 | 149.65 | 150.91 | 1.26 | 2143.57 | 2144.52 |
| MW-01 | 12/6/2004 | 2294.48 | 149.71 | 150.91 | 1.20 | 2143.57 | 2144.47 |
| MW-01 | 12/13/2004 | 2294.48 | 149.86 | 150.86 | 1.00 | 2143.62 | 2144.37 |
| MW-01 | 12/20/2004 | 2294.48 | 149.94 | 150.74 | 0.80 | 2143.74 | 2144.34 |
| MW-01 | 1/4/2005 | 2294.48 | 149.92 | 151.21 | 1.29 | 2143.27 | 2144.24 |
| MW-01 | 1/10/2005 | 2294.48 | 150.25 | 150.44 | 0.19 | 2144.04 | 2144.18 |
| MW-01 | 1/17/2005 | 2294.48 | 150.28 | 150.47 | 0.19 | 2144.01 | 2144.15 |
| MW-01 | 1/24/2005 | 2294.48 | 150.40 | 150.52 | 0.12 | 2143.96 | 2144.05 |
| MW-01 | 1/31/2005 | 2294.48 | 150.31 | 150.46 | 0.15 | 2144.02 | 2144.13 |
| MW-01 | 2/7/2005 | 2294.48 | 150.39 | 150.59 | 0.20 | 2143.89 | 2144.04 |
| MW-01 | 2/14/2005 | 2294.48 | 150.39 | 150.61 | 0.22 | 2143.87 | 2144.04 |
| MW-01 | 2/21/2005 | 2294.48 | 150.43 | 150.57 | 0.14 | 2143.91 | 2144.02 |
| MW-01 | 2/28/2005 | 2294.48 | 150.38 | 150.58 | 0.20 | 2143.90 | 2144.05 |
| MW-01 | 3/7/2005 | 2294.48 | 150.31 | 150.58 | 0.27 | 2143.90 | 2144.10 |
| MW-01 | 3/14/2005 | 2294.48 | 150.17 | 150.63 | 0.46 | 2143.85 | 2144.20 |
| MW-01 | 3/21/2005 | 2294.48 | 150.05 | 150.74 | 0.69 | 2143.74 | 2144.26 |
| MW-01 | 3/27/2005 | 2294.48 | 149.92 | 150.82 | 0.90 | 2143.66 | 2144.34 |
| MW-01 | 4/4/2005 | 2294.48 | 149.92 | 150.88 | 0.96 | 2143.60 | 2144.32 |
| MW-01 | 4/11/2005 | 2294.48 | 150.05 | 150.81 | 0.76 | 2143.67 | 2144.24 |
| MW-01 | 4/18/2005 | 2294.48 | 150.17 | 150.68 | 0.51 | 2143.80 | 2144.18 |
| MW-01 | 4/25/2005 | 2294.48 | 150.16 | 150.45 | 0.29 | 2144.03 | 2144.25 |
| MW-01 | 5/2/2005 | 2294.48 | 150.21 | 150.45 | 0.24 | 2144.03 | 2144.21 |
| MW-01 | 5/10/2005 | 2294.48 | 150.26 | 150.49 | 0.23 | 2143.99 | 2144.16 |
| MW-01 | 5/16/2005 | 2294.48 | 150.35 | 150.46 | 0.11 | 2144.02 | 2144.10 |
| MW-01 | 5/23/2005 | 2294.48 | 150.44 | 150.53 | 0.09 | 2143.95 | 2144.02 |
| MW-01 | 5/30/2005 | 2294.48 | 150.50 | 150.62 | 0.12 | 2143.86 | 2143.95 |
| MW-01 | 6/6/2005 | 2294.48 | 150.56 | 150.69 | 0.13 | 2143.79 | 2143.89 |
| MW-01 | 6/13/2005 | 2294.48 | 150.63 | 150.74 | 0.11 | 2143.74 | 2143.82 |
| MW-01 | 6/20/2005 | 2294.48 | 150.65 | 150.86 | 0.21 | 2143.62 | 2143.78 |
| MW-01 | 6/27/2005 | 2294.48 | 150.71 | 150.96 | 0.25 | 2143.52 | 2143.71 |
| MW-01 | 7/5/2005 | 2294.48 | 150.78 | 151.06 | 0.28 | 2143.42 | 2143.63 |
| MW-01 | 7/11/2005 | 2294.48 | 150.85 | 151.14 | 0.29 | 2143.34 | 2143.56 |
| MW-01 | 7/18/2005 | 2294.48 | 150.97 | 151.13 | 0.16 | 2143.35 | 2143.47 |
| MW-01 | 7/25/2005 | 2294.48 | 151.03 | 151.26 | 0.23 | 2143.22 | 2143.39 |
| MW-01 | 8/1/2005 | 2294.48 | 151.08 | 151.42 | 0.34 | 2143.06 | 2143.32 |
| MW-01 | 8/8/2005 | 2294.48 | 151.09 | 151.56 | 0.47 | 2142.92 | 2143.27 |
| MW-01 | 8/15/2005 | 2294.48 | 151.11 | 151.70 | 0.59 | 2142.78 | 2143.22 |
| MW-01 | 8/22/2005 | 2294.48 | 151.13 | 151.75 | 0.62 | 2142.73 | 2143.20 |
| MW-01 | 8/29/2005 | 2294.48 | 151.15 | 151.80 | 0.65 | 2142.68 | 2143.17 |
| MW-01 | 9/7/2005 | 2294.48 | 150.63 | 151.04 | 0.41 | 2143.44 | 2143.75 |
| MW-01 | 9/12/2005 | 2294.48 | 150.43 | 150.62 | 0.19 | 2143.86 | 2144.00 |
| MW-01 | 9/19/2005 | 2294.48 | 150.18 | 150.44 | 0.26 | 2144.04 | 2144.24 |
| MW-01 | 9/26/2005 | 2294.48 | 150.09 | 150.38 | 0.29 | 2144.10 | 2144.32 |
| MW-01 | 10/3/2005 | 2294.48 | 150.11 | 150.46 | 0.35 | 2144.02 | 2144.28 |

| Well ID | Measurement Date | Measuring Point Elevation (ft amsl) | Depth to LNAPL (ft btoc) | Depth to Water (ft btoc) | Apparent LNAPL Thickness (ft) | Uncorrected Groundwater Elevation (ft amsl) | Potentiometric Surface Elevation (ft amsl) |
|---|---|---|---|---|---|---|---|
| MW-01 | 10/10/2005 | 2294.48 | 150.27 | 150.56 | 0.29 | 2143.92 | 2144.14 |
| MW-01 | 10/17/2005 | 2294.48 | 150.40 | 150.63 | 0.23 | 2143.85 | 2144.02 |
| MW-01 | 10/24/2005 | 2294.48 | 150.59 | 150.73 | 0.14 | 2143.75 | 2143.86 |
| MW-01 | 10/31/2005 | 2294.48 | 150.72 | 150.85 | 0.13 | 2143.63 | 2143.73 |
| MW-01 | 11/7/2005 | 2294.48 | 150.87 | 150.99 | 0.12 | 2143.49 | 2143.58 |
| MW-01 | 11/14/2005 | 2294.48 | 150.95 | 151.24 | 0.29 | 2143.24 | 2143.46 |
| MW-01 | 11/21/2005 | 2294.48 | 151.05 | 151.42 | 0.37 | 2143.06 | 2143.34 |
| MW-01 | 12/5/2005 | 2294.48 | 151.19 | 151.99 | 0.80 | 2142.49 | 2143.09 |
| MW-01 | 12/5/2005 | 2294.48 | 151.05 | 151.90 | 0.85 | 2142.58 | 2143.22 |
| MW-01 | 12/12/2005 | 2294.48 | 151.08 | 152.02 | 0.94 | 2142.46 | 2143.17 |
| MW-01 | 12/19/2005 | 2294.48 | 151.13 | 152.09 | 0.96 | 2142.39 | 2143.11 |
| MW-01 | 12/28/2005 | 2294.48 | 151.31 | 151.70 | 0.39 | 2142.78 | 2143.07 |
| MW-01 | 1/9/2006 | 2294.48 | 151.45 | 151.58 | 0.13 | 2142.90 | 2143.00 |
| MW-01 | 1/16/2006 | 2294.48 | 151.51 | 151.59 | 0.08 | 2142.89 | 2142.95 |
| MW-01 | 1/30/2006 | 2294.48 | 151.56 | 151.67 | 0.11 | 2142.81 | 2142.89 |
| MW-01 | 2/13/2006 | 2294.48 | 151.63 | 151.75 | 0.12 | 2142.73 | 2142.82 |
| MW-01 | 2/27/2006 | 2294.48 | 151.65 | 151.90 | 0.25 | 2142.58 | 2142.77 |
| MW-01 | 3/6/2006 | 2294.48 | 151.70 | 151.86 | 0.16 | 2142.62 | 2142.74 |
| MW-01 | 3/13/2006 | 2294.48 | 151.75 | 151.81 | 0.06 | 2142.67 | 2142.72 |
| MW-01 | 3/20/2006 | 2294.48 | 151.71 | 151.96 | 0.25 | 2142.52 | 2142.71 |
| MW-01 | 3/27/2006 | 2294.48 | 151.77 | 151.95 | 0.18 | 2142.53 | 2142.67 |
| MW-01 | 4/3/2006 | 2294.48 | 151.83 | 151.90 | 0.07 | 2142.58 | 2142.63 |
| MW-01 | 4/10/2006 | 2294.48 | 151.91 | 151.99 | 0.08 | 2142.49 | 2142.55 |
| MW-01 | 4/17/2006 | 2294.48 | 151.95 | 151.97 | 0.02 | 2142.51 | 2142.53 |
| MW-01 | 4/24/2006 | 2294.48 | 151.96 | 152.11 | 0.15 | 2142.37 | 2142.48 |
| MW-01 | 5/1/2006 | 2294.48 | 151.98 | 152.20 | 0.22 | 2142.28 | 2142.45 |
| MW-01 | 5/15/2006 | 2294.48 | 151.99 | 152.20 | 0.21 | 2142.28 | 2142.44 |
| MW-01 | 5/22/2006 | 2294.48 | 152.03 | 152.37 | 0.34 | 2142.11 | 2142.37 |
| MW-01 | 5/30/2006 | 2294.48 | 152.05 | 152.70 | 0.65 | 2141.78 | 2142.27 |
| MW-01 | 6/5/2006 | 2294.48 | 152.11 | 152.94 | 0.83 | 2141.54 | 2142.16 |
| MW-01 | 6/12/2006 | 2294.48 | 152.15 | 153.19 | 1.04 | 2141.29 | 2142.07 |
| MW-01 | 6/26/2006 | 2294.48 | 152.42 | 152.85 | 0.43 | 2141.63 | 2141.95 |
| MW-01 | 7/10/2006 | 2294.48 | 152.60 | 152.87 | 0.27 | 2141.61 | 2141.81 |
| MW-01 | 8/4/2006 | 2294.48 | 152.20 | 152.40 | 0.20 | 2142.08 | 2142.23 |
| MW-01 | 8/14/2006 | 2294.48 | 152.85 | 153.21 | 0.36 | 2141.27 | 2141.54 |
| MW-01 | 8/23/2006 | 2294.48 | 152.66 | 152.89 | 0.23 | 2141.59 | 2141.76 |
| MW-01 | 9/19/2006 | 2294.48 | 151.45 | 151.80 | 0.35 | 2142.68 | 2142.94 |
| MW-01 | 10/20/2006 | 2294.48 | 150.76 | 151.00 | 0.24 | 2143.48 | 2143.66 |
| MW-01 | 10/30/2006 | 2294.48 | 150.90 | 151.21 | 0.31 | 2143.27 | 2143.50 |
| MW-01 | 11/17/2006 | 2294.48 | 151.17 | 151.69 | 0.52 | 2142.79 | 2143.18 |
| MW-01 | 1/29/2007 | 2294.48 | 152.20 | 153.03 | 0.83 | 2141.45 | 2142.07 |
| MW-01 | 3/1/2007 | 2294.48 | 152.54 | 153.32 | 0.78 | 2141.16 | 2141.75 |
| MW-01 | 3/28/2007 | 2294.48 | 152.62 | 153.49 | 0.87 | 2140.99 | 2141.64 |
| MW-01 | 4/24/2007 | 2294.48 | 152.80 | 153.65 | 0.85 | 2140.83 | 2141.47 |
| MW-01 | 5/28/2007 | 2294.48 | 152.89 | 153.80 | 0.91 | 2140.68 | 2141.36 |
| MW-01 | 6/27/2007 | 2294.48 | 153.15 | 154.35 | 1.20 | 2140.13 | 2141.03 |

| Well ID | Measurement Date | Measuring Point Elevation (ft amsl) | Depth to LNAPL (ft btoc) | Depth to Water (ft btoc) | Apparent LNAPL Thickness (ft) | Uncorrected Groundwater Elevation (ft amsl) | Potentiometric Surface Elevation (ft amsl) |
|---|---|---|---|---|---|---|---|
| MW-01 | 7/23/2007 | 2294.48 | 153.45 | 154.57 | 1.12 | 2139.91 | 2140.75 |
| MW-01 | 8/25/2007 | 2294.48 | 152.73 | 153.71 | 0.98 | 2140.77 | 2141.51 |
| MW-01 | 9/25/2007 | 2294.48 | 152.06 | 153.35 | 1.29 | 2141.13 | 2142.10 |
| MW-01 | 10/22/2007 | 2294.48 | 152.45 | 152.72 | 0.27 | 2141.76 | 2141.96 |
| MW-01 | 11/28/2007 | 2294.48 | 153.44 | 154.62 | 1.18 | 2139.86 | 2140.75 |
| MW-01 | 12/31/2007 | 2294.48 | 153.55 | 154.59 | 1.04 | 2139.89 | 2140.67 |
| MW-01 | 1/26/2008 | 2294.48 | 153.28 | 154.36 | 1.08 | 2140.12 | 2140.93 |
| MW-01 | 2/29/2008 | 2294.48 | 153.44 | 154.57 | 1.13 | 2139.91 | 2140.76 |
| MW-01 | 3/31/2008 | 2294.48 | 152.98 | 154.12 | 1.14 | 2140.36 | 2141.22 |
| MW-01 | 4/21/2008 | 2294.48 | 153.13 | 154.36 | 1.23 | 2140.12 | 2141.04 |
| MW-01 | 5/23/2008 | 2294.48 | 153.59 | 154.78 | 1.19 | 2139.70 | 2140.59 |
| MW-01 | 6/25/2008 | 2294.48 | 153.83 | 154.95 | 1.12 | 2139.53 | 2140.37 |
| MW-01 | 7/28/2008 | 2294.48 | 154.08 | 155.22 | 1.14 | 2139.26 | 2140.12 |
| MW-01 | 8/25/2008 | 2294.48 | 152.79 | 153.56 | 0.77 | 2140.92 | 2141.50 |
| MW-01 | 9/30/2008 | 2294.48 | 151.43 | 151.59 | 0.16 | 2142.89 | 2143.01 |
| MW-01 | 10/13/2008 | 2294.48 | 151.38 | 151.43 | 0.05 | 2143.05 | 2143.09 |
| MW-01 | 11/26/2008 | 2294.48 | 152.03 | 152.83 | 0.80 | 2141.65 | 2142.25 |
| MW-01 | 12/23/2008 | 2294.48 | 152.49 | 153.25 | 0.76 | 2141.23 | 2141.80 |
| MW-01 | 1/26/2009 | 2294.48 | 152.70 | 153.47 | 0.77 | 2141.01 | 2141.59 |
| MW-01 | 2/27/2009 | 2294.48 | 152.67 | 153.36 | 0.69 | 2141.12 | 2141.64 |
| MW-01 | 3/26/2009 | 2294.48 | 152.89 | 153.64 | 0.75 | 2140.84 | 2141.40 |
| MW-01 | 4/27/2009 | 2294.48 | 152.99 | 153.77 | 0.78 | 2140.71 | 2141.30 |
| MW-01 | 5/20/2009 | 2294.48 | 153.24 | 154.23 | 0.99 | 2140.25 | 2140.99 |
| MW-01 | 6/16/2009 | 2294.48 | 153.77 | 155.06 | 1.29 | 2139.42 | 2140.39 |
| MW-01 | 7/20/2009 | 2294.48 | 154.25 | 155.30 | 1.05 | 2139.18 | 2139.97 |
| MW-01 | 8/31/2009 | 2294.48 | 154.65 | 155.45 | 0.80 | 2139.03 | 2139.63 |
| MW-01 | 9/29/2009 | 2294.48 | 154.81 | 155.46 | 0.65 | 2139.02 | 2139.51 |
| MW-01 | 10/22/2009 | 2294.48 | 154.87 | 155.42 | 0.55 | 2139.06 | 2139.47 |
| MW-01 | 11/25/2009 | 2294.48 | 155.35 | 156.02 | 0.67 | 2138.46 | 2138.96 |
| MW-01 | 12/14/2009 | 2294.48 | 155.49 | 155.57 | 0.08 | 2138.91 | 2138.97 |
| MW-01 | 1/18/2010 | 2294.48 | 155.42 | 156.05 | 0.63 | 2138.43 | 2138.90 |
| MW-01 | 2/26/2010 | 2294.48 | 155.46 | 156.05 | 0.59 | 2138.43 | 2138.87 |
| MW-01 | 3/22/2010 | 2294.48 | 154.90 | 154.92 | 0.02 | 2139.56 | 2139.58 |
| MW-01 | 4/12/2010 | 2294.48 | 154.82 | 154.84 | 0.02 | 2139.64 | 2139.66 |
| MW-01 | 5/27/2010 | 2294.48 | 155.12 | 155.55 | 0.43 | 2138.93 | 2139.25 |
| MW-01 | 6/22/2010 | 2294.48 | 155.45 | 156.00 | 0.55 | 2138.48 | 2138.89 |
| MW-01 | 7/12/2010 | 2294.48 | 155.65 | 155.81 | 0.16 | 2138.67 | 2138.79 |
| MW-01 | 8/26/2010 | 2294.48 | NP | 155.78 | NP | 2138.70 | 2138.70 |
| MW-01 | 9/22/2010 | 2294.48 | NP | 155.57 | NP | 2138.91 | 2138.91 |
| MW-01 | 10/5/2010 | 2294.48 | NP | 155.27 | NP | 2139.21 | 2139.21 |
| MW-01 | 10/18/2010 | 2294.48 | NP | 155.31 | NP | 2139.17 | 2139.17 |
| MW-01 | 11/30/2010 | 2294.48 | NP | 155.82 | NP | 2138.66 | 2138.66 |
| MW-01 | 12/21/2010 | 2294.48 | NP | 155.89 | NP | 2138.59 | 2138.59 |
| MW-01 | 1/10/2011 | 2294.48 | NP | 155.82 | NP | 2138.66 | 2138.66 |
| MW-01 | 2/17/2011 | 2294.48 | NP | 155.78 | NP | 2138.70 | 2138.70 |
| MW-01 | 3/25/2011 | 2294.48 | NP | 156.23 | NP | 2138.25 | 2138.25 |

| Well ID | Measurement Date | Measuring Point Elevation (ft amsl) | Depth to LNAPL (ft btoc) | Depth to Water (ft btoc) | Apparent LNAPL Thickness (ft) | Uncorrected Groundwater Elevation (ft amsl) | Potentiometric Surface Elevation (ft amsl) |
|---|---|---|---|---|---|---|---|
| MW-01 | 4/11/2011 | 2294.48 | NP | 156.41 | NP | 2138.07 | 2138.07 |
| MW-01 | 5/9/2011 | 2294.48 | NP | 156.42 | NP | 2138.06 | 2138.06 |
| MW-01 | 6/29/2011 | 2294.48 | NP | 157.27 | NP | 2137.21 | 2137.21 |
| MW-01 | 7/11/2011 | 2294.48 | 157.50 | 157.51 | 0.01 | 2136.97 | 2136.98 |
| MW-01 | 8/31/2011 | 2294.48 | NP | 158.01 | NP | 2136.47 | 2136.47 |
| MW-01 | 9/28/2011 | 2294.48 | NP | 157.91 | NP | 2136.57 | 2136.57 |
| MW-01 | 11/16/2011 | 2294.48 | NP | 157.23 | NP | 2137.25 | 2137.25 |
| MW-01 | 12/29/2011 | 2294.48 | NP | 157.27 | NP | 2137.21 | 2137.21 |
| MW-01 | 1/16/2012 | 2294.48 | NP | 157.30 | NP | 2137.18 | 2137.18 |
| MW-01 | 2/28/2012 | 2294.48 | NP | 157.06 | NP | 2137.42 | 2137.42 |
| MW-01 | 3/30/2012 | 2294.48 | NP | 157.28 | NP | 2137.20 | 2137.20 |
| MW-01 | 5/30/2012 | 2294.48 | NP | 158.17 | NP | 2136.31 | 2136.31 |
| MW-01 | 6/29/2012 | 2294.48 | NP | 158.45 | NP | 2136.03 | 2136.03 |
| MW-01 | 7/9/2012 | 2294.48 | NP | 158.48 | NP | 2136.00 | 2136.00 |
| MW-01 | 8/29/2012 | 2294.48 | NP | 158.12 | NP | 2136.36 | 2136.36 |
| MW-01 | 9/25/2012 | 2294.48 | NP | 157.71 | NP | 2136.77 | 2136.77 |
| MW-01 | 10/22/2012 | 2294.48 | NP | 157.87 | NP | 2136.61 | 2136.61 |
| MW-01 | 11/15/2012 | 2294.48 | NP | 158.22 | NP | 2136.26 | 2136.26 |
| MW-01 | 12/13/2012 | 2294.48 | NP | 158.57 | NP | 2135.91 | 2135.91 |
| MW-01 | 1/21/2013 | 2294.48 | NP | 158.71 | NP | 2135.77 | 2135.77 |
| MW-01 | 2/13/2013 | 2294.48 | NP | 158.70 | NP | 2135.78 | 2135.78 |
| MW-01 | 3/21/2013 | 2294.48 | NP | 158.77 | NP | 2135.71 | 2135.71 |
| MW-01 | 4/15/2013 | 2294.48 | NP | 158.88 | NP | 2135.60 | 2135.60 |
| MW-01 | 5/23/2013 | 2294.48 | NP | 159.09 | NP | 2135.39 | 2135.39 |
| MW-01 | 6/26/2013 | 2294.48 | NP | 159.41 | NP | 2135.07 | 2135.07 |
| MW-01 | 7/8/2013 | 2294.48 | NP | 159.50 | NP | 2134.98 | 2134.98 |
| MW-01 | 8/8/2013 | 2294.48 | NP | 159.67 | NP | 2134.81 | 2134.81 |
| MW-01 | 9/5/2013 | 2294.48 | NP | 159.56 | NP | 2134.92 | 2134.92 |
| MW-01 | 10/3/2013 | 2294.48 | NP | 159.73 | NP | 2134.75 | 2134.75 |
| MW-01 | 11/27/2013 | 2294.48 | NP | 159.91 | NP | 2134.57 | 2134.57 |
| MW-01 | 12/31/2013 | 2294.48 | NP | 159.89 | NP | 2134.59 | 2134.59 |
| MW-01 | 1/10/2014 | 2294.48 | NP | 160.06 | NP | 2134.42 | 2134.42 |
| MW-01 | 2/18/2014 | 2294.48 | NP | 160.18 | NP | 2134.30 | 2134.30 |
| MW-01 | 3/12/2014 | 2294.48 | NP | 160.22 | NP | 2134.26 | 2134.26 |
| MW-01 | 4/17/2014 | 2294.48 | NP | 160.41 | NP | 2134.07 | 2134.07 |
| MW-01 | 5/22/2014 | 2294.48 | NP | 160.69 | NP | 2133.79 | 2133.79 |
| MW-01 | 6/20/2014 | 2294.48 | NP | 160.99 | NP | 2133.49 | 2133.49 |
| MW-01 | 7/15/2014 | 2294.48 | NP | 161.28 | NP | 2133.20 | 2133.20 |
| MW-01 | 8/14/2014 | 2294.48 | NP | 161.61 | NP | 2132.87 | 2132.87 |
| MW-01 | 9/9/2014 | 2294.48 | NP | 161.44 | NP | 2133.04 | 2133.04 |
| MW-01 | 10/1/2014 | 2294.48 | NP | 160.72 | NP | 2133.76 | 2133.76 |
| MW-01 | 11/18/2014 | 2294.48 | NP | 160.49 | NP | 2133.99 | 2133.99 |
| MW-01 | 12/16/2014 | 2294.48 | NP | 160.50 | NP | 2133.98 | 2133.98 |
| MW-01 | 1/19/2015 | 2294.48 | NP | 160.28 | NP | 2134.20 | 2134.20 |
| MW-01 | 2/19/2015 | 2294.48 | NP | 160.05 | NP | 2134.43 | 2134.43 |
| MW-01 | 3/26/2015 | 2294.48 | NP | 159.74 | NP | 2134.74 | 2134.74 |

| Well ID | Measurement Date | Measuring Point Elevation (ft amsl) | Depth to LNAPL (ft btoc) | Depth to Water (ft btoc) | Apparent LNAPL Thickness (ft) | Uncorrected Groundwater Elevation (ft amsl) | Potentiometric Surface Elevation (ft amsl) |
|---|---|---|---|---|---|---|---|
| MW-01 | 4/16/2015 | 2294.48 | NP | 159.60 | NP | 2134.88 | 2134.88 |
| MW-01 | 5/19/2015 | 2294.48 | NP | 159.87 | NP | 2134.61 | 2134.61 |
| MW-01 | 6/22/2015 | 2294.48 | NP | 160.46 | NP | 2134.02 | 2134.02 |
| MW-01 | 1/5/2016 | 2294.48 | NP | 159.02 | NP | 2135.46 | 2135.46 |
| MW-01 | 2/10/2016 | 2294.48 | NP | 158.75 | NP | 2135.73 | 2135.73 |
| MW-01 | 3/2/2016 | 2294.48 | NP | 158.49 | NP | 2135.99 | 2135.99 |
| MW-01 | 4/4/2016 | 2294.48 | NP | 157.26 | NP | 2137.22 | 2137.22 |
| MW-01 | 5/10/2016 | 2294.48 | NP | 158.15 | NP | 2136.33 | 2136.33 |
| MW-01 | 6/27/2016 | 2294.48 | NP | 158.48 | NP | 2136.00 | 2136.00 |
| MW-01 | 7/26/2016 | 2294.48 | NP | 157.71 | NP | 2136.77 | 2136.77 |
| MW-01 | 8/31/2016 | 2294.48 | NP | 157.62 | NP | 2136.86 | 2136.86 |
| MW-01 | 9/30/2016 | 2294.48 | NP | 157.22 | NP | 2137.26 | 2137.26 |
| MW-01 | 10/13/2016 | 2294.48 | NP | 157.23 | NP | 2137.25 | 2137.25 |
| MW-01 | 11/21/2016 | 2294.48 | NP | 157.30 | NP | 2137.18 | 2137.18 |
| MW-01 | 12/27/2016 | 2294.48 | NP | 157.19 | NP | 2137.29 | 2137.29 |
| MW-01 | 1/26/2017 | 2294.48 | NP | 157.17 | NP | 2137.31 | 2137.31 |
| MW-01 | 2/28/2017 | 2294.48 | NP | 156.61 | NP | 2137.87 | 2137.87 |
| MW-01 | 3/31/2017 | 2294.48 | NP | 156.57 | NP | 2137.91 | 2137.91 |
| MW-01 | 4/21/2017 | 2294.48 | NP | 156.36 | NP | 2138.12 | 2138.12 |
| MW-01 | 5/16/2017 | 2294.48 | NP | 156.39 | NP | 2138.09 | 2138.09 |
| MW-01 | 6/13/2017 | 2294.48 | NP | 156.53 | NP | 2137.95 | 2137.95 |
| MW-01 | 7/14/2017 | 2294.48 | NP | 156.75 | NP | 2137.73 | 2137.73 |
| MW-01 | 8/17/2017 | 2294.48 | NP | 155.02 | NP | 2139.46 | 2139.46 |
| MW-01 | 9/20/2017 | 2294.48 | NP | 154.18 | NP | 2140.30 | 2140.30 |
| MW-01 | 10/26/2017 | 2294.48 | NP | 154.49 | NP | 2139.99 | 2139.99 |
| MW-01 | 11/30/2017 | 2294.48 | NP | 154.42 | NP | 2140.06 | 2140.06 |
| MW-01 | 12/12/2017 | 2294.48 | NP | 154.40 | NP | 2140.08 | 2140.08 |
| MW-01 | 1/31/2018 | 2294.48 | NP | 154.38 | NP | 2140.10 | 2140.10 |
| MW-01 | 2/21/2018 | 2294.48 | NP | 154.20 | NP | 2140.28 | 2140.28 |
| MW-01 | 3/26/2018 | 2294.48 | NP | 154.07 | NP | 2140.41 | 2140.41 |
| MW-01 | 4/10/2018 | 2294.48 | NP | 157.37 | NP | 2137.11 | 2137.11 |
| MW-01 | 5/23/2018 | 2294.48 | NP | 154.00 | NP | 2140.48 | 2140.48 |
| MW-01 | 6/27/2018 | 2294.48 | NP | 164.20 | NP | 2130.28 | 2130.28 |
| MW-01 | 7/16/2018 | 2294.48 | NP | 153.86 | NP | 2140.62 | 2140.62 |
| MW-01 | 8/23/2018 | 2294.48 | NP | 153.95 | NP | 2140.53 | 2140.53 |
| MW-01 | 9/27/2018 | 2294.48 | NP | 153.03 | NP | 2141.45 | 2141.45 |
| MW-01 | 10/22/2018 | 2294.48 | NP | 152.64 | NP | 2141.84 | 2141.84 |
| MW-01 | 11/28/2018 | 2294.48 | NP | 151.67 | NP | 2142.81 | 2142.81 |
| MW-01 | 12/27/2018 | 2294.48 | NP | 151.49 | NP | 2142.99 | 2142.99 |
| MW-01 | 1/16/2019 | 2294.48 | NP | 151.55 | NP | 2142.93 | 2142.93 |
| MW-01 | 2/26/2019 | 2294.48 | NP | 151.00 | NP | 2143.48 | 2143.48 |
| MW-01 | 3/27/2019 | 2294.48 | NP | 150.61 | NP | 2143.87 | 2143.87 |
| MW-01 | 4/9/2019 | 2294.48 | NP | 150.38 | NP | 2144.10 | 2144.10 |
| MW-01 | 5/8/2019 | 2294.48 | NP | 150.16 | NP | 2144.32 | 2144.32 |
| MW-01 | 6/20/2019 | 2294.48 | NP | 150.27 | NP | 2144.21 | 2144.21 |
| MW-01 | 7/25/2019 | 2294.48 | NP | 150.29 | NP | 2144.19 | 2144.19 |

| Well ID | Measurement Date | Measuring Point Elevation (ft amsl) | Depth to LNAPL (ft btoc) | Depth to Water (ft btoc) | Apparent LNAPL Thickness (ft) | Uncorrected Groundwater Elevation (ft amsl) | Potentiometric Surface Elevation (ft amsl) |
|---|---|---|---|---|---|---|---|
| MW-01 | 8/18/2019 | 2294.48 | NP | 150.45 | NP | 2144.03 | 2144.03 |
| MW-01 | 9/24/2019 | 2294.48 | NP | 150.56 | NP | 2143.92 | 2143.92 |
| MW-01 | 10/17/2019 | 2294.48 | NP | 150.79 | NP | 2143.69 | 2143.69 |
| MW-01 | 11/27/2019 | 2294.48 | NP | 150.78 | NP | 2143.70 | 2143.70 |
| MW-01 | 12/17/2019 | 2294.48 | NP | 150.72 | NP | 2143.76 | 2143.76 |
| MW-01 | 1/24/2020 | 2294.48 | NP | 150.11 | NP | 2144.37 | 2144.37 |
| MW-01 | 2/16/2020 | 2294.48 | NP | 149.76 | NP | 2144.72 | 2144.72 |
| MW-01 | 3/10/2020 | 2294.48 | NP | 149.78 | NP | 2144.70 | 2144.70 |
| MW-01 | 4/2/2020 | 2294.48 | NP | 149.96 | NP | 2144.52 | 2144.52 |
| MW-01 | 5/18/2020 | 2294.48 | NP | 150.12 | NP | 2144.36 | 2144.36 |
| MW-01 | 6/25/2020 | 2294.48 | NP | 150.52 | NP | 2143.96 | 2143.96 |
| MW-01 | 7/7/2020 | 2294.48 | NP | 150.74 | NP | 2143.74 | 2143.74 |
| MW-01 | 8/31/2020 | 2294.48 | NP | 151.64 | NP | 2142.84 | 2142.84 |
| MW-01 | 9/16/2020 | 2294.48 | NP | 152.02 | NP | 2142.46 | 2142.46 |
| MW-01 | 10/30/2020 | 2294.48 | NP | 153.12 | NP | 2141.36 | 2141.36 |
| MW-01 | 11/30/2020 | 2294.48 | NP | 147.27 | NP | 2147.21 | 2147.21 |
| MW-01 | 12/31/2020 | 2294.48 | NP | 147.61 | NP | 2146.87 | 2146.87 |
| MW-01 | 1/20/2021 | 2294.48 | NP | 155.18 | NP | 2139.30 | 2139.30 |
| MW-01 | 3/1/2021 | 2294.48 | NP | 156.00 | NP | 2138.48 | 2138.48 |
| MW-01 | 3/27/2021 | 2294.48 | NP | 156.37 | NP | 2138.11 | 2138.11 |
| MW-01 | 4/9/2021 | 2294.48 | NP | 156.46 | NP | 2138.02 | 2138.02 |
| MW-01 | 5/25/2021 | 2294.48 | NP | 157.15 | NP | 2137.33 | 2137.33 |
| MW-01 | 6/15/2021 | 2294.48 | NP | 157.33 | NP | 2137.15 | 2137.15 |
| MW-01 | 7/8/2021 | 2294.48 | NP | 157.83 | NP | 2136.65 | 2136.65 |
| MW-01 | 8/30/2021 | 2294.48 | NP | 156.64 | NP | 2137.84 | 2137.84 |
| MW-01 | 9/28/2021 | 2294.48 | NP | 155.40 | NP | 2139.08 | 2139.08 |
| MW-01 | 10/18/2021 | 2294.48 | NP | 155.54 | NP | 2138.94 | 2138.94 |
| MW-01 | 11/24/2021 | 2294.48 | NP | 156.10 | NP | 2138.38 | 2138.38 |
| MW-01 | 12/21/2021 | 2294.48 | NP | 156.31 | NP | 2138.17 | 2138.17 |
| MW-01 | 1/26/2022 | 2294.48 | NP | 156.49 | NP | 2137.99 | 2137.99 |
| MW-01 | 2/21/2022 | 2294.48 | NP | 156.69 | NP | 2137.79 | 2137.79 |
| MW-01 | 3/16/2022 | 2294.48 | NP | 156.83 | NP | 2137.65 | 2137.65 |
| MW-01 | 4/6/2022 | 2294.48 | NP | 157.01 | NP | 2137.47 | 2137.47 |
| MW-01 | 5/2/2022 | 2294.48 | NP | 157.36 | NP | 2137.12 | 2137.12 |
| MW-01 | 6/17/2022 | 2294.48 | NP | 157.72 | NP | 2136.76 | 2136.76 |
| MW-01 | 7/15/2022 | 2294.48 | NP | 157.84 | NP | 2136.64 | 2136.64 |
| MW-01 | 8/17/2022 | 2294.48 | NP | 158.17 | NP | 2136.31 | 2136.31 |
| MW-01 | 9/8/2022 | 2294.48 | NP | 157.96 | NP | 2136.52 | 2136.52 |
| MW-01 | 10/13/2022 | 2294.48 | NP | 157.34 | NP | 2137.14 | 2137.14 |
| MW-01 | 11/2/2022 | 2294.48 | NP | 156.95 | NP | 2137.53 | 2137.53 |
| MW-01 | 12/12/2022 | 2294.48 | NP | 156.73 | NP | 2137.75 | 2137.75 |
| MW-01 | 1/10/2023 | 2294.48 | NP | 156.52 | NP | 2137.96 | 2137.96 |
| MW-01 | 2/27/2023 | 2294.48 | NP | 156.51 | NP | 2137.97 | 2137.97 |
| MW-01 | 3/27/2023 | 2294.48 | NP | 156.47 | NP | 2138.01 | 2138.01 |
| MW-01 | 4/25/2023 | 2294.48 | NP | 155.98 | NP | 2138.50 | 2138.50 |
| MW-01 | 5/30/2023 | 2294.48 | NP | 155.80 | NP | 2138.68 | 2138.68 |

| Well ID | Measurement Date | Measuring Point Elevation (ft amsl) | Depth to LNAPL (ft btoc) | Depth to Water (ft btoc) | Apparent LNAPL Thickness (ft) | Uncorrected Groundwater Elevation (ft amsl) | Potentiometric Surface Elevation (ft amsl) |
|---|---|---|---|---|---|---|---|
| MW-01 | 6/6/2023 | 2294.48 | NP | 155.02 | NP | 2139.46 | 2139.46 |
| MW-01 | 8/15/2023 | 2294.48 | NP | 155.67 | NP | 2138.81 | 2138.81 |
| MW-01 | 9/20/2023 | 2294.48 | NP | 155.49 | NP | 2138.99 | 2138.99 |
| MW-01 | 10/31/2023 | 2294.48 | NP | 155.37 | NP | 2139.11 | 2139.11 |
| MW-01 | 11/14/2023 | 2294.48 | NP | 155.31 | NP | 2139.17 | 2139.17 |
| MW-01 | 12/21/2023 | 2294.48 | NP | 155.46 | NP | 2139.02 | 2139.02 |
| MW-01 | 2/28/2024 | 2294.48 | NP | 154.22 | NP | 2140.26 | 2140.26 |
| MW-01 | 3/28/2024 | 2294.48 | NP | 153.63 | NP | 2140.85 | 2140.85 |
| MW-01 | 4/30/2024 | 2294.48 | NP | 152.82 | NP | 2141.66 | 2141.66 |
| MW-01 | 5/23/2024 | 2294.48 | NP | 153.11 | NP | 2141.37 | 2141.37 |
| MW-01 | 6/26/2024 | 2294.48 | NP | 152.32 | NP | 2142.16 | 2142.16 |
| MW-02 | 10/10/2003 | 2293.35 | 143.92 | 147.55 | 3.63 | 2145.80 | 2148.52 |
| MW-02 | 10/13/2003 | 2293.35 | 142.63 | 146.11 | 3.48 | 2147.24 | 2149.85 |
| MW-02 | 10/14/2003 | 2293.35 | 142.57 | 146.33 | 3.76 | 2147.02 | 2149.84 |
| MW-02 | 10/15/2003 | 2293.35 | 142.63 | 146.13 | 3.50 | 2147.22 | 2149.85 |
| MW-02 | 10/16/2003 | 2293.35 | 142.68 | 146.14 | 3.46 | 2147.21 | 2149.81 |
| MW-02 | 10/17/2003 | 2293.35 | 142.67 | 146.13 | 3.46 | 2147.22 | 2149.82 |
| MW-02 | 10/21/2003 | 2293.35 | 142.72 | 146.07 | 3.35 | 2147.28 | 2149.79 |
| MW-02 | 10/23/2003 | 2293.35 | 142.58 | 146.37 | 3.79 | 2146.98 | 2149.82 |
| MW-02 | 10/27/2003 | 2293.35 | 142.79 | 146.24 | 3.45 | 2147.11 | 2149.70 |
| MW-02 | 10/28/2003 | 2293.35 | 142.81 | 146.19 | 3.38 | 2147.16 | 2149.70 |
| MW-02 | 10/29/2003 | 2293.35 | 142.80 | 146.20 | 3.40 | 2147.15 | 2149.70 |
| MW-02 | 10/30/2003 | 2293.35 | 141.36 | 145.47 | 4.11 | 2147.88 | 2150.96 |
| MW-02 | 11/24/2003 | 2293.35 | 143.23 | 145.80 | 2.57 | 2147.55 | 2149.48 |
| MW-02 | 11/26/2003 | 2293.35 | 145.16 | 147.73 | 2.57 | 2145.62 | 2147.55 |
| MW-02 | 12/1/2003 | 2293.35 | 143.21 | 145.84 | 2.63 | 2147.51 | 2149.48 |
| MW-02 | 12/1/2003 | 2293.35 | 143.21 | 145.84 | 2.63 | 2147.51 | 2149.48 |
| MW-02 | 12/1/2003 | 2293.35 | 143.21 | 145.84 | 2.63 | 2147.51 | 2149.48 |
| MW-02 | 7/12/2004 | 2293.35 | 146.46 | 148.21 | 1.75 | 2145.14 | 2146.45 |
| MW-02 | 7/19/2004 | 2293.35 | 146.57 | 148.27 | 1.70 | 2145.08 | 2146.36 |
| MW-02 | 7/26/2004 | 2293.35 | 146.11 | 147.80 | 1.69 | 2145.55 | 2146.82 |
| MW-02 | 8/2/2004 | 2293.35 | 146.26 | 147.91 | 1.65 | 2145.44 | 2146.68 |
| MW-02 | 8/9/2004 | 2293.35 | 146.40 | 148.02 | 1.62 | 2145.33 | 2146.55 |
| MW-02 | 8/16/2004 | 2293.35 | 146.52 | 148.12 | 1.60 | 2145.23 | 2146.43 |
| MW-02 | 8/23/2004 | 2293.35 | 146.63 | 148.21 | 1.58 | 2145.14 | 2146.33 |
| MW-02 | 8/30/2004 | 2293.35 | 146.75 | 148.28 | 1.53 | 2145.07 | 2146.22 |
| MW-02 | 9/8/2004 | 2293.35 | 146.86 | 148.55 | 1.69 | 2144.80 | 2146.07 |
| MW-02 | 9/13/2004 | 2293.35 | 146.90 | 148.59 | 1.69 | 2144.76 | 2146.03 |
| MW-02 | 9/20/2004 | 2293.35 | 147.03 | 148.68 | 1.65 | 2144.67 | 2145.91 |
| MW-02 | 9/27/2004 | 2293.35 | 147.14 | 148.74 | 1.60 | 2144.61 | 2145.81 |
| MW-02 | 10/4/2004 | 2293.35 | 147.21 | 148.82 | 1.61 | 2144.53 | 2145.74 |
| MW-02 | 10/11/2004 | 2293.35 | 147.30 | 148.91 | 1.61 | 2144.44 | 2145.65 |
| MW-02 | 10/18/2004 | 2293.35 | 147.38 | 148.93 | 1.55 | 2144.42 | 2145.58 |
| MW-02 | 10/25/2004 | 2293.35 | 147.45 | 148.96 | 1.51 | 2144.39 | 2145.52 |
| MW-02 | 11/1/2004 | 2293.35 | 147.55 | 149.09 | 1.54 | 2144.26 | 2145.42 |
| MW-02 | 11/8/2004 | 2293.35 | 147.62 | 149.13 | 1.51 | 2144.22 | 2145.35 |

| Well ID | Measurement Date | Measuring Point Elevation (ft amsl) | Depth to LNAPL (ft btoc) | Depth to Water (ft btoc) | Apparent LNAPL Thickness (ft) | Uncorrected Groundwater Elevation (ft amsl) | Potentiometric Surface Elevation (ft amsl) |
|---|---|---|---|---|---|---|---|
| MW-02 | 11/15/2004 | 2293.35 | 147.71 | 149.18 | 1.47 | 2144.17 | 2145.27 |
| MW-02 | 11/30/2004 | 2293.35 | 147.86 | 149.38 | 1.52 | 2143.97 | 2145.11 |
| MW-02 | 12/6/2004 | 2293.35 | 147.96 | 149.39 | 1.43 | 2143.96 | 2145.03 |
| MW-02 | 12/13/2004 | 2293.35 | 148.04 | 149.45 | 1.41 | 2143.90 | 2144.96 |
| MW-02 | 12/20/2004 | 2293.35 | 148.08 | 149.45 | 1.37 | 2143.90 | 2144.93 |
| MW-02 | 1/4/2005 | 2293.35 | 148.18 | 149.62 | 1.44 | 2143.73 | 2144.81 |
| MW-02 | 1/10/2005 | 2293.35 | 148.25 | 149.54 | 1.29 | 2143.81 | 2144.78 |
| MW-02 | 1/17/2005 | 2293.35 | 148.32 | 149.47 | 1.15 | 2143.88 | 2144.74 |
| MW-02 | 1/24/2005 | 2293.35 | 148.41 | 149.51 | 1.10 | 2143.84 | 2144.67 |
| MW-02 | 1/31/2005 | 2293.35 | 148.38 | 149.40 | 1.02 | 2143.95 | 2144.72 |
| MW-02 | 2/7/2005 | 2293.35 | 148.46 | 149.50 | 1.04 | 2143.85 | 2144.63 |
| MW-02 | 2/14/2005 | 2293.35 | 148.48 | 149.47 | 0.99 | 2143.88 | 2144.62 |
| MW-02 | 2/21/2005 | 2293.35 | 148.51 | 149.45 | 0.94 | 2143.90 | 2144.61 |
| MW-02 | 2/28/2005 | 2293.35 | 148.48 | 149.40 | 0.92 | 2143.95 | 2144.64 |
| MW-02 | 3/7/2005 | 2293.35 | 148.45 | 149.32 | 0.87 | 2144.03 | 2144.68 |
| MW-02 | 3/14/2005 | 2293.35 | 148.38 | 149.15 | 0.77 | 2144.20 | 2144.78 |
| MW-02 | 3/21/2005 | 2293.35 | 148.29 | 149.10 | 0.81 | 2144.25 | 2144.86 |
| MW-02 | 3/27/2005 | 2293.35 | 148.23 | 149.07 | 0.84 | 2144.28 | 2144.91 |
| MW-02 | 4/4/2005 | 2293.35 | 148.21 | 149.13 | 0.92 | 2144.22 | 2144.91 |
| MW-02 | 4/11/2005 | 2293.35 | 148.28 | 149.25 | 0.97 | 2144.10 | 2144.83 |
| MW-02 | 4/18/2005 | 2293.35 | 148.89 | 149.78 | 0.89 | 2143.57 | 2144.24 |
| MW-02 | 4/25/2005 | 2293.35 | 148.83 | 149.76 | 0.93 | 2143.59 | 2144.29 |
| MW-02 | 5/2/2005 | 2293.35 | 148.87 | 149.79 | 0.92 | 2143.56 | 2144.25 |
| MW-02 | 5/10/2005 | 2293.35 | 148.91 | 149.85 | 0.94 | 2143.50 | 2144.21 |
| MW-02 | 5/16/2005 | 2293.35 | 148.95 | 149.95 | 1.00 | 2143.40 | 2144.15 |
| MW-02 | 5/23/2005 | 2293.35 | 149.00 | 150.05 | 1.05 | 2143.30 | 2144.09 |
| MW-02 | 5/30/2005 | 2293.35 | 148.55 | 149.54 | 0.99 | 2143.81 | 2144.55 |
| MW-02 | 6/6/2005 | 2293.35 | 148.64 | 149.53 | 0.89 | 2143.82 | 2144.49 |
| MW-02 | 6/13/2005 | 2293.35 | 148.72 | 149.56 | 0.84 | 2143.79 | 2144.42 |
| MW-02 | 6/20/2005 | 2293.35 | 149.34 | 150.11 | 0.77 | 2143.24 | 2143.82 |
| MW-02 | 6/27/2005 | 2293.35 | 149.40 | 150.19 | 0.79 | 2143.16 | 2143.75 |
| MW-02 | 7/5/2005 | 2293.35 | 149.49 | 150.21 | 0.72 | 2143.14 | 2143.68 |
| MW-02 | 7/11/2005 | 2293.35 | 149.58 | 150.24 | 0.66 | 2143.11 | 2143.61 |
| MW-02 | 7/18/2005 | 2293.35 | 149.69 | 150.25 | 0.56 | 2143.10 | 2143.52 |
| MW-02 | 7/25/2005 | 2293.35 | 149.80 | 150.30 | 0.50 | 2143.05 | 2143.43 |
| MW-02 | 8/1/2005 | 2293.35 | 149.85 | 150.40 | 0.55 | 2142.95 | 2143.36 |
| MW-02 | 8/8/2005 | 2293.35 | 149.90 | 150.45 | 0.55 | 2142.90 | 2143.31 |
| MW-02 | 8/15/2005 | 2293.35 | 149.95 | 150.55 | 0.60 | 2142.80 | 2143.25 |
| MW-02 | 8/22/2005 | 2293.35 | 149.96 | 150.56 | 0.60 | 2142.79 | 2143.24 |
| MW-02 | 8/29/2005 | 2293.35 | 149.83 | 150.30 | 0.47 | 2143.05 | 2143.40 |
| MW-02 | 9/7/2005 | 2293.35 | 149.51 | 149.75 | 0.24 | 2143.60 | 2143.78 |
| MW-02 | 9/12/2005 | 2293.35 | 149.29 | 149.32 | 0.03 | 2144.03 | 2144.05 |
| MW-02 | 9/19/2005 | 2293.35 | NP | 149.06 | NP | 2144.29 | 2144.29 |
| MW-02 | 9/26/2005 | 2293.35 | NP | 148.98 | NP | 2144.37 | 2144.37 |
| MW-02 | 10/3/2005 | 2293.35 | 148.99 | 149.15 | 0.16 | 2144.20 | 2144.32 |
| MW-02 | 10/10/2005 | 2293.35 | 149.10 | 149.43 | 0.33 | 2143.92 | 2144.17 |

| Well ID | Measurement Date | Measuring Point Elevation (ft amsl) | Depth to LNAPL (ft btoc) | Depth to Water (ft btoc) | Apparent LNAPL Thickness (ft) | Uncorrected Groundwater Elevation (ft amsl) | Potentiometric Surface Elevation (ft amsl) |
|---|---|---|---|---|---|---|---|
| MW-02 | 10/17/2005 | 2293.35 | 149.17 | 149.61 | 0.44 | 2143.74 | 2144.07 |
| MW-02 | 10/24/2005 | 2293.35 | 149.36 | 149.75 | 0.39 | 2143.60 | 2143.89 |
| MW-02 | 10/31/2005 | 2293.35 | 149.48 | 149.89 | 0.41 | 2143.46 | 2143.77 |
| MW-02 | 11/7/2005 | 2293.35 | 149.65 | 149.94 | 0.29 | 2143.41 | 2143.63 |
| MW-02 | 11/14/2005 | 2293.35 | 149.75 | 150.08 | 0.33 | 2143.27 | 2143.52 |
| MW-02 | 11/21/2005 | 2293.35 | 149.86 | 150.29 | 0.43 | 2143.06 | 2143.38 |
| MW-02 | 12/5/2005 | 2293.35 | 149.95 | 150.60 | 0.65 | 2142.75 | 2143.24 |
| MW-02 | 12/12/2005 | 2293.35 | 149.98 | 150.69 | 0.71 | 2142.66 | 2143.19 |
| MW-02 | 12/19/2005 | 2293.35 | 150.02 | 150.80 | 0.78 | 2142.55 | 2143.14 |
| MW-02 | 12/28/2005 | 2293.35 | 150.05 | 150.80 | 0.75 | 2142.55 | 2143.11 |
| MW-02 | 1/9/2006 | 2293.35 | 150.10 | 151.01 | 0.91 | 2142.34 | 2143.02 |
| MW-02 | 1/16/2006 | 2293.35 | 150.15 | 151.09 | 0.94 | 2142.26 | 2142.97 |
| MW-02 | 1/30/2006 | 2293.35 | 150.37 | 150.55 | 0.18 | 2142.80 | 2142.94 |
| MW-02 | 2/16/2006 | 2293.35 | 150.48 | 150.51 | 0.03 | 2142.84 | 2142.86 |
| MW-02 | 2/27/2006 | 2293.35 | 150.49 | 150.68 | 0.19 | 2142.67 | 2142.81 |
| MW-02 | 3/6/2006 | 2293.35 | 150.55 | 150.64 | 0.09 | 2142.71 | 2142.78 |
| MW-02 | 3/13/2006 | 2293.35 | 150.60 | 150.63 | 0.03 | 2142.72 | 2142.74 |
| MW-02 | 3/20/2006 | 2293.35 | 150.63 | 150.65 | 0.02 | 2142.70 | 2142.72 |
| MW-02 | 3/27/2006 | 2293.35 | 150.62 | 150.70 | 0.08 | 2142.65 | 2142.71 |
| MW-02 | 4/3/2006 | 2293.35 | 150.68 | 150.73 | 0.05 | 2142.62 | 2142.66 |
| MW-02 | 4/10/2006 | 2293.35 | 150.75 | 150.78 | 0.03 | 2142.57 | 2142.59 |
| MW-02 | 4/17/2006 | 2293.35 | 150.78 | 150.84 | 0.06 | 2142.51 | 2142.56 |
| MW-02 | 4/24/2006 | 2293.35 | 150.79 | 150.91 | 0.12 | 2142.44 | 2142.53 |
| MW-02 | 5/1/2006 | 2293.35 | 150.80 | 151.02 | 0.22 | 2142.33 | 2142.50 |
| MW-02 | 5/15/2006 | 2293.35 | 150.81 | 151.07 | 0.26 | 2142.28 | 2142.48 |
| MW-02 | 5/22/2006 | 2293.35 | 150.88 | 151.11 | 0.23 | 2142.24 | 2142.41 |
| MW-02 | 5/30/2006 | 2293.35 | 150.95 | 151.31 | 0.36 | 2142.04 | 2142.31 |
| MW-02 | 6/5/2006 | 2293.35 | 151.04 | 151.44 | 0.40 | 2141.91 | 2142.21 |
| MW-02 | 6/12/2006 | 2293.35 | 151.13 | 151.51 | 0.38 | 2141.84 | 2142.13 |
| MW-02 | 6/26/2006 | 2293.35 | 151.30 | 151.58 | 0.28 | 2141.77 | 2141.98 |
| MW-02 | 7/10/2006 | 2293.35 | 151.44 | 151.74 | 0.30 | 2141.61 | 2141.84 |
| MW-02 | 8/4/2006 | 2293.35 | 150.89 | 151.60 | 0.71 | 2141.75 | 2142.28 |
| MW-02 | 8/14/2006 | 2293.35 | 151.59 | 152.31 | 0.72 | 2141.04 | 2141.58 |
| MW-02 | 8/23/2006 | 2293.35 | 151.39 | 151.98 | 0.59 | 2141.37 | 2141.81 |
| MW-02 | 9/19/2006 | 2293.35 | 150.20 | 150.65 | 0.45 | 2142.70 | 2143.04 |
| MW-02 | 10/20/2006 | 2293.35 | 149.63 | 149.70 | 0.07 | 2143.65 | 2143.70 |
| MW-02 | 10/30/2006 | 2293.35 | 149.74 | 150.00 | 0.26 | 2143.35 | 2143.55 |
| MW-02 | 11/17/2006 | 2293.35 | 150.01 | 150.45 | 0.44 | 2142.90 | 2143.23 |
| MW-02 | 1/29/2007 | 2293.35 | 151.04 | 151.80 | 0.76 | 2141.55 | 2142.12 |
| MW-02 | 3/1/2007 | 2293.35 | 151.23 | 152.27 | 1.04 | 2141.08 | 2141.86 |
| MW-02 | 3/28/2007 | 2293.35 | 151.39 | 152.45 | 1.06 | 2140.90 | 2141.70 |
| MW-02 | 4/24/2007 | 2293.35 | 151.55 | 152.58 | 1.03 | 2140.77 | 2141.54 |
| MW-02 | 5/28/2007 | 2293.35 | 151.68 | 152.68 | 1.00 | 2140.67 | 2141.42 |
| MW-02 | 6/27/2007 | 2293.35 | 152.03 | 152.97 | 0.94 | 2140.38 | 2141.09 |
| MW-02 | 7/23/2007 | 2293.35 | 152.32 | 153.23 | 0.91 | 2140.12 | 2140.80 |
| MW-02 | 8/25/2007 | 2293.35 | 151.67 | 152.33 | 0.66 | 2141.02 | 2141.52 |

| Well ID | Measurement Date | Measuring Point Elevation (ft amsl) | Depth to LNAPL (ft btoc) | Depth to Water (ft btoc) | Apparent LNAPL Thickness (ft) | Uncorrected Groundwater Elevation (ft amsl) | Potentiometric Surface Elevation (ft amsl) |
|---|---|---|---|---|---|---|---|
| MW-02 | 9/25/2007 | 2293.35 | 151.05 | 151.77 | 0.72 | 2141.58 | 2142.12 |
| MW-02 | 10/22/2007 | 2293.35 | 151.43 | 152.09 | 0.66 | 2141.26 | 2141.76 |
| MW-02 | 11/28/2007 | 2293.35 | 152.37 | 153.11 | 0.74 | 2140.24 | 2140.80 |
| MW-02 | 12/31/2007 | 2293.35 | 152.46 | 153.15 | 0.69 | 2140.20 | 2140.72 |
| MW-02 | 1/26/2008 | 2293.35 | 152.21 | 152.92 | 0.71 | 2140.43 | 2140.96 |
| MW-02 | 2/29/2008 | 2293.35 | 152.33 | 153.18 | 0.85 | 2140.17 | 2140.81 |
| MW-02 | 3/31/2008 | 2293.35 | 151.83 | 152.86 | 1.03 | 2140.49 | 2141.26 |
| MW-02 | 4/21/2008 | 2293.35 | 151.92 | 153.27 | 1.35 | 2140.08 | 2141.09 |
| MW-02 | 5/23/2008 | 2293.35 | 152.31 | 153.87 | 1.56 | 2139.48 | 2140.65 |
| MW-02 | 6/25/2008 | 2293.35 | 152.59 | 153.97 | 1.38 | 2139.38 | 2140.42 |
| MW-02 | 7/28/2008 | 2293.35 | 152.82 | 154.22 | 1.40 | 2139.13 | 2140.18 |
| MW-02 | 8/25/2008 | 2293.35 | 151.52 | 152.74 | 1.22 | 2140.61 | 2141.53 |
| MW-02 | 9/30/2008 | 2293.35 | 150.21 | 150.41 | 0.20 | 2142.94 | 2143.09 |
| MW-02 | 10/13/2008 | 2293.35 | 150.18 | 150.18 | 0.00 | 2143.17 | 2143.17 |
| MW-02 | 11/26/2008 | 2293.35 | 151.00 | 151.25 | 0.25 | 2142.10 | 2142.29 |
| MW-02 | 12/23/2008 | 2293.35 | 151.36 | 151.68 | 0.32 | 2141.67 | 2141.91 |
| MW-02 | 1/26/2009 | 2293.35 | 151.60 | 152.00 | 0.40 | 2141.35 | 2141.65 |
| MW-02 | 2/27/2009 | 2293.35 | 151.59 | 151.94 | 0.35 | 2141.41 | 2141.67 |
| MW-02 | 3/26/2009 | 2293.35 | 151.80 | 152.18 | 0.38 | 2141.17 | 2141.46 |
| MW-02 | 4/27/2009 | 2293.35 | 151.91 | 152.28 | 0.37 | 2141.07 | 2141.35 |
| MW-02 | 5/20/2009 | 2293.35 | 152.15 | 152.59 | 0.44 | 2140.76 | 2141.09 |
| MW-02 | 6/16/2009 | 2293.35 | 152.78 | 153.21 | 0.43 | 2140.14 | 2140.46 |
| MW-02 | 7/20/2009 | 2293.35 | 153.21 | 153.77 | 0.56 | 2139.58 | 2140.00 |
| MW-02 | 8/31/2009 | 2293.35 | 153.33 | 154.64 | 1.31 | 2138.71 | 2139.69 |
| MW-02 | 9/29/2009 | 2293.35 | 153.50 | 154.68 | 1.18 | 2138.67 | 2139.56 |
| MW-02 | 10/22/2009 | 2293.35 | 153.46 | 154.83 | 1.37 | 2138.52 | 2139.55 |
| MW-02 | 11/25/2009 | 2293.35 | NP | 154.15 | NP | 2139.20 | 2139.20 |
| MW-02 | 12/14/2009 | 2293.35 | 154.06 | 155.01 | 0.95 | 2138.34 | 2139.05 |
| MW-02 | 1/18/2010 | 2293.35 | 154.23 | 154.85 | 0.62 | 2138.50 | 2138.97 |
| MW-02 | 2/26/2010 | 2293.35 | 154.26 | 154.91 | 0.65 | 2138.44 | 2138.93 |
| MW-02 | 3/22/2010 | 2293.35 | 153.56 | 154.34 | 0.78 | 2139.01 | 2139.60 |
| MW-02 | 4/12/2010 | 2293.35 | 153.44 | 154.27 | 0.83 | 2139.08 | 2139.70 |
| MW-02 | 5/27/2010 | 2293.35 | 153.85 | 154.65 | 0.80 | 2138.70 | 2139.30 |
| MW-02 | 6/22/2010 | 2293.35 | 154.25 | 154.85 | 0.60 | 2138.50 | 2138.95 |
| MW-02 | 7/12/2010 | 2293.35 | 154.37 | 155.47 | 1.10 | 2137.88 | 2138.71 |
| MW-02 | 8/26/2010 | 2293.35 | 154.25 | 155.70 | 1.45 | 2137.65 | 2138.74 |
| MW-02 | 9/22/2010 | 2293.35 | 154.06 | 155.55 | 1.49 | 2137.80 | 2138.92 |
| MW-02 | 10/5/2010 | 2293.35 | 153.86 | 155.92 | 2.06 | 2137.43 | 2138.98 |
| MW-02 | 10/18/2010 | 2293.35 | 153.79 | 155.32 | 1.53 | 2138.03 | 2139.18 |
| MW-02 | 11/30/2010 | 2293.35 | 154.45 | 155.35 | 0.90 | 2138.00 | 2138.68 |
| MW-02 | 12/21/2010 | 2293.35 | 155.00 | 155.68 | 0.68 | 2137.67 | 2138.18 |
| MW-02 | 1/10/2011 | 2293.35 | 154.44 | 155.43 | 0.99 | 2137.92 | 2138.66 |
| MW-02 | 2/17/2011 | 2293.35 | 154.80 | 155.20 | 0.40 | 2138.15 | 2138.45 |
| MW-02 | 3/25/2011 | 2293.35 | 154.86 | 155.88 | 1.02 | 2137.47 | 2138.24 |
| MW-02 | 4/11/2011 | 2293.35 | 155.05 | 155.06 | 0.01 | 2138.29 | 2138.30 |
| MW-02 | 5/9/2011 | 2293.35 | 154.99 | 156.05 | 1.06 | 2137.30 | 2138.10 |

| Well ID | Measurement Date | Measuring Point Elevation (ft amsl) | Depth to LNAPL (ft btoc) | Depth to Water (ft btoc) | Apparent LNAPL Thickness (ft) | Uncorrected Groundwater Elevation (ft amsl) | Potentiometric Surface Elevation (ft amsl) |
|---|---|---|---|---|---|---|---|
| MW-02 | 6/29/2011 | 2293.35 | 155.82 | 157.03 | 1.21 | 2136.32 | 2137.23 |
| MW-02 | 7/11/2011 | 2293.35 | 156.03 | 157.09 | 1.06 | 2136.26 | 2137.06 |
| MW-02 | 8/31/2011 | 2293.35 | 156.71 | 157.40 | 0.69 | 2135.95 | 2136.47 |
| MW-02 | 9/28/2011 | 2293.35 | 156.58 | 157.23 | 0.65 | 2136.12 | 2136.61 |
| MW-02 | 11/16/2011 | 2293.35 | 156.06 | 156.15 | 0.09 | 2137.20 | 2137.27 |
| MW-02 | 12/29/2011 | 2293.35 | NP | 156.07 | NP | 2137.28 | 2137.28 |
| MW-02 | 1/16/2012 | 2293.35 | 156.12 | 156.14 | 0.02 | 2137.21 | 2137.23 |
| MW-02 | 2/28/2012 | 2293.35 | NP | 155.88 | NP | 2137.47 | 2137.47 |
| MW-02 | 3/30/2012 | 2293.35 | NP | 156.16 | NP | 2137.19 | 2137.19 |
| MW-02 | 4/2/2012 | 2293.35 | NP | 155.95 | NP | 2137.40 | 2137.40 |
| MW-02 | 5/30/2012 | 2293.35 | 157.00 | 157.13 | 0.13 | 2136.22 | 2136.32 |
| MW-02 | 6/29/2012 | 2293.35 | 157.27 | 157.39 | 0.12 | 2135.96 | 2136.05 |
| MW-02 | 7/9/2012 | 2293.35 | 157.30 | 157.42 | 0.12 | 2135.93 | 2136.02 |
| MW-02 | 8/29/2012 | 2293.35 | 156.98 | 157.01 | 0.03 | 2136.34 | 2136.36 |
| MW-02 | 9/25/2012 | 2293.35 | 156.57 | 157.60 | 1.03 | 2135.75 | 2136.52 |
| MW-02 | 10/22/2012 | 2293.35 | 156.70 | 156.75 | 0.05 | 2136.60 | 2136.64 |
| MW-02 | 11/15/2012 | 2293.35 | 157.05 | 157.10 | 0.05 | 2136.25 | 2136.29 |
| MW-02 | 12/13/2012 | 2293.35 | 152.42 | 152.47 | 0.05 | 2140.88 | 2140.92 |
| MW-02 | 1/21/2013 | 2293.35 | 157.52 | 157.54 | 0.02 | 2135.81 | 2135.83 |
| MW-02 | 2/13/2013 | 2293.35 | NP | 157.55 | NP | 2135.80 | 2135.80 |
| MW-02 | 3/21/2013 | 2293.35 | NP | 157.61 | NP | 2135.74 | 2135.74 |
| MW-02 | 4/15/2013 | 2293.35 | NP | 157.73 | NP | 2135.62 | 2135.62 |
| MW-02 | 5/23/2013 | 2293.35 | NP | 157.94 | NP | 2135.41 | 2135.41 |
| MW-02 | 6/26/2013 | 2293.35 | NP | 158.25 | NP | 2135.10 | 2135.10 |
| MW-02 | 7/8/2013 | 2293.35 | NP | 158.33 | NP | 2135.02 | 2135.02 |
| MW-02 | 8/8/2013 | 2293.35 | NP | 158.50 | NP | 2134.85 | 2134.85 |
| MW-02 | 9/5/2013 | 2293.35 | NP | 158.42 | NP | 2134.93 | 2134.93 |
| MW-02 | 10/3/2013 | 2293.35 | NP | 158.58 | NP | 2134.77 | 2134.77 |
| MW-02 | 11/27/2013 | 2290.25 | NP | 155.66 | NP | 2134.59 | 2134.59 |
| MW-02 | 12/31/2013 | 2290.25 | NP | 155.64 | NP | 2134.61 | 2134.61 |
| MW-02 | 1/10/2014 | 2290.25 | NP | 155.80 | NP | 2134.45 | 2134.45 |
| MW-02 | 2/18/2014 | 2290.25 | NP | 155.93 | NP | 2134.32 | 2134.32 |
| MW-02 | 3/12/2014 | 2290.25 | NP | 155.96 | NP | 2134.29 | 2134.29 |
| MW-02 | 4/17/2014 | 2290.25 | NP | 156.13 | NP | 2134.12 | 2134.12 |
| MW-02 | 5/22/2014 | 2290.25 | NP | 156.42 | NP | 2133.83 | 2133.83 |
| MW-02 | 6/20/2014 | 2290.25 | NP | 156.72 | NP | 2133.53 | 2133.53 |
| MW-02 | 7/15/2014 | 2290.25 | NP | 157.04 | NP | 2133.21 | 2133.21 |
| MW-02 | 8/14/2014 | 2290.25 | NP | 157.36 | NP | 2132.89 | 2132.89 |
| MW-02 | 9/9/2014 | 2290.25 | NP | 157.20 | NP | 2133.05 | 2133.05 |
| MW-02 | 10/1/2014 | 2290.25 | NP | 156.48 | NP | 2133.77 | 2133.77 |
| MW-02 | 11/18/2014 | 2290.25 | NP | 156.23 | NP | 2134.02 | 2134.02 |
| MW-02 | 12/16/2014 | 2290.25 | NP | 156.20 | NP | 2134.05 | 2134.05 |
| MW-02 | 1/19/2015 | 2290.25 | NP | 155.92 | NP | 2134.33 | 2134.33 |
| MW-02 | 2/19/2015 | 2290.25 | NP | 155.80 | NP | 2134.45 | 2134.45 |
| MW-02 | 3/26/2015 | 2290.25 | NP | 155.48 | NP | 2134.77 | 2134.77 |
| MW-02 | 4/16/2015 | 2290.25 | NP | 155.33 | NP | 2134.92 | 2134.92 |

| Well ID | Measurement Date | Measuring Point Elevation (ft amsl) | Depth to LNAPL (ft btoc) | Depth to Water (ft btoc) | Apparent LNAPL Thickness (ft) | Uncorrected Groundwater Elevation (ft amsl) | Potentiometric Surface Elevation (ft amsl) |
|---|---|---|---|---|---|---|---|
| MW-02 | 5/19/2015 | 2290.25 | NP | 155.59 | NP | 2134.66 | 2134.66 |
| MW-02 | 6/22/2015 | 2290.25 | NP | 156.20 | NP | 2134.05 | 2134.05 |
| MW-02 | 1/5/2016 | 2290.25 | NP | 154.76 | NP | 2135.49 | 2135.49 |
| MW-02 | 2/10/2016 | 2290.25 | NP | 154.39 | NP | 2135.86 | 2135.86 |
| MW-02 | 3/2/2016 | 2290.25 | NP | 154.22 | NP | 2136.03 | 2136.03 |
| MW-02 | 4/4/2016 | 2290.25 | NP | 153.10 | NP | 2137.15 | 2137.15 |
| MW-02 | 5/10/2016 | 2290.25 | NP | 153.89 | NP | 2136.36 | 2136.36 |
| MW-02 | 6/27/2016 | 2290.25 | NP | 154.22 | NP | 2136.03 | 2136.03 |
| MW-02 | 7/26/2016 | 2290.25 | NP | 153.43 | NP | 2136.82 | 2136.82 |
| MW-02 | 8/31/2016 | 2290.25 | NP | 153.23 | NP | 2137.02 | 2137.02 |
| MW-02 | 9/30/2016 | 2290.25 | NP | 152.93 | NP | 2137.32 | 2137.32 |
| MW-02 | 10/13/2016 | 2290.25 | NP | 152.95 | NP | 2137.30 | 2137.30 |
| MW-02 | 11/21/2016 | 2290.25 | NP | 153.02 | NP | 2137.23 | 2137.23 |
| MW-02 | 12/27/2016 | 2290.25 | NP | 152.92 | NP | 2137.33 | 2137.33 |
| MW-02 | 1/26/2017 | 2290.25 | NP | 152.85 | NP | 2137.40 | 2137.40 |
| MW-02 | 2/28/2017 | 2290.25 | NP | 152.32 | NP | 2137.93 | 2137.93 |
| MW-02 | 3/31/2017 | 2290.25 | NP | 152.30 | NP | 2137.95 | 2137.95 |
| MW-02 | 4/21/2017 | 2290.25 | NP | 152.07 | NP | 2138.18 | 2138.18 |
| MW-02 | 5/16/2017 | 2290.25 | NP | 152.12 | NP | 2138.13 | 2138.13 |
| MW-02 | 6/13/2017 | 2290.25 | NP | 152.24 | NP | 2138.01 | 2138.01 |
| MW-02 | 7/14/2017 | 2290.25 | NP | 152.47 | NP | 2137.78 | 2137.78 |
| MW-02 | 8/17/2017 | 2290.25 | NP | 158.20 | NP | 2132.05 | 2132.05 |
| MW-02 | 9/20/2017 | 2290.25 | NP | 149.91 | NP | 2140.34 | 2140.34 |
| MW-02 | 10/26/2017 | 2290.25 | NP | 150.23 | NP | 2140.02 | 2140.02 |
| MW-02 | 11/30/2017 | 2290.25 | NP | 150.17 | NP | 2140.08 | 2140.08 |
| MW-02 | 12/12/2017 | 2290.25 | NP | 150.14 | NP | 2140.11 | 2140.11 |
| MW-02 | 1/31/2018 | 2290.25 | NP | 150.07 | NP | 2140.18 | 2140.18 |
| MW-02 | 2/21/2018 | 2290.25 | NP | 149.95 | NP | 2140.30 | 2140.30 |
| MW-02 | 3/26/2018 | 2290.25 | NP | 149.82 | NP | 2140.43 | 2140.43 |
| MW-02 | 4/10/2018 | 2290.25 | NP | 153.12 | NP | 2137.13 | 2137.13 |
| MW-02 | 5/23/2018 | 2290.25 | NP | 149.74 | NP | 2140.51 | 2140.51 |
| MW-02 | 6/27/2018 | 2290.25 | NP | 154.08 | NP | 2136.17 | 2136.17 |
| MW-02 | 7/16/2018 | 2290.25 | NP | 149.59 | NP | 2140.66 | 2140.66 |
| MW-02 | 8/23/2018 | 2290.25 | NP | 149.70 | NP | 2140.55 | 2140.55 |
| MW-02 | 9/27/2018 | 2290.25 | NP | 148.79 | NP | 2141.46 | 2141.46 |
| MW-02 | 10/22/2018 | 2290.25 | NP | 148.38 | NP | 2141.87 | 2141.87 |
| MW-02 | 11/28/2018 | 2290.25 | NP | 147.42 | NP | 2142.83 | 2142.83 |
| MW-02 | 12/27/2018 | 2290.25 | NP | 147.25 | NP | 2143.00 | 2143.00 |
| MW-02 | 1/16/2019 | 2290.25 | NP | 147.30 | NP | 2142.95 | 2142.95 |
| MW-02 | 2/26/2019 | 2290.25 | NP | 146.76 | NP | 2143.49 | 2143.49 |
| MW-02 | 3/27/2019 | 2290.25 | NP | 146.36 | NP | 2143.89 | 2143.89 |
| MW-02 | 4/9/2019 | 2290.25 | NP | 146.14 | NP | 2144.11 | 2144.11 |
| MW-02 | 5/8/2019 | 2290.25 | NP | 145.93 | NP | 2144.32 | 2144.32 |
| MW-02 | 6/20/2019 | 2290.25 | NP | 146.02 | NP | 2144.23 | 2144.23 |
| MW-02 | 7/25/2019 | 2290.25 | NP | 146.04 | NP | 2144.21 | 2144.21 |
| MW-02 | 8/18/2019 | 2290.25 | NP | 146.23 | NP | 2144.02 | 2144.02 |

| Well ID | Measurement Date | Measuring Point Elevation (ft amsl) | Depth to LNAPL (ft btoc) | Depth to Water (ft btoc) | Apparent LNAPL Thickness (ft) | Uncorrected Groundwater Elevation (ft amsl) | Potentiometric Surface Elevation (ft amsl) |
|---|---|---|---|---|---|---|---|
| MW-02 | 9/24/2019 | 2290.25 | NP | 146.33 | NP | 2143.92 | 2143.92 |
| MW-02 | 10/17/2019 | 2290.25 | NP | 146.58 | NP | 2143.67 | 2143.67 |
| MW-02 | 11/27/2019 | 2290.25 | NP | 146.52 | NP | 2143.73 | 2143.73 |
| MW-02 | 12/17/2019 | 2290.25 | NP | 146.50 | NP | 2143.75 | 2143.75 |
| MW-02 | 1/24/2020 | 2290.25 | NP | 145.92 | NP | 2144.33 | 2144.33 |
| MW-02 | 2/16/2020 | 2290.25 | NP | 145.50 | NP | 2144.75 | 2144.75 |
| MW-02 | 3/10/2020 | 2290.25 | NP | 145.53 | NP | 2144.72 | 2144.72 |
| MW-02 | 4/2/2020 | 2290.25 | NP | 145.74 | NP | 2144.51 | 2144.51 |
| MW-02 | 5/18/2020 | 2290.25 | NP | 145.90 | NP | 2144.35 | 2144.35 |
| MW-02 | 6/25/2020 | 2290.25 | NP | 146.32 | NP | 2143.93 | 2143.93 |
| MW-02 | 7/7/2020 | 2290.25 | NP | 146.57 | NP | 2143.68 | 2143.68 |
| MW-02 | 8/31/2020 | 2290.25 | NP | 147.47 | NP | 2142.78 | 2142.78 |
| MW-02 | 9/16/2020 | 2290.25 | NP | 147.81 | NP | 2142.44 | 2142.44 |
| MW-02 | 10/30/2020 | 2290.25 | NP | 148.93 | NP | 2141.32 | 2141.32 |
| MW-02 | 11/30/2020 | 2290.25 | NP | 150.08 | NP | 2140.17 | 2140.17 |
| MW-02 | 12/31/2020 | 2290.25 | NP | 150.40 | NP | 2139.85 | 2139.85 |
| MW-02 | 1/20/2021 | 2290.25 | NP | 150.96 | NP | 2139.29 | 2139.29 |
| MW-02 | 3/1/2021 | 2290.25 | NP | 151.79 | NP | 2138.46 | 2138.46 |
| MW-02 | 3/27/2021 | 2290.25 | NP | 152.15 | NP | 2138.10 | 2138.10 |
| MW-02 | 4/9/2021 | 2290.25 | NP | 152.23 | NP | 2138.02 | 2138.02 |
| MW-02 | 5/25/2021 | 2290.25 | NP | 152.92 | NP | 2137.33 | 2137.33 |
| MW-02 | 6/15/2021 | 2290.25 | NP | 153.11 | NP | 2137.14 | 2137.14 |
| MW-02 | 7/8/2021 | 2290.25 | NP | 153.61 | NP | 2136.64 | 2136.64 |
| MW-02 | 8/30/2021 | 2290.25 | NP | 152.38 | NP | 2137.87 | 2137.87 |
| MW-02 | 9/28/2021 | 2290.25 | NP | 151.13 | NP | 2139.12 | 2139.12 |
| MW-02 | 10/18/2021 | 2290.25 | NP | 151.25 | NP | 2139.00 | 2139.00 |
| MW-02 | 11/24/2021 | 2290.25 | NP | 151.84 | NP | 2138.41 | 2138.41 |
| MW-02 | 12/21/2021 | 2290.25 | NP | 152.07 | NP | 2138.18 | 2138.18 |
| MW-02 | 1/26/2022 | 2290.25 | NP | 152.27 | NP | 2137.98 | 2137.98 |
| MW-02 | 2/21/2022 | 2290.25 | NP | 152.45 | NP | 2137.80 | 2137.80 |
| MW-02 | 3/16/2022 | 2290.25 | NP | 152.59 | NP | 2137.66 | 2137.66 |
| MW-02 | 4/6/2022 | 2290.25 | NP | 152.79 | NP | 2137.46 | 2137.46 |
| MW-02 | 5/2/2022 | 2290.25 | NP | 153.13 | NP | 2137.12 | 2137.12 |
| MW-02 | 6/17/2022 | 2290.25 | NP | 153.49 | NP | 2136.76 | 2136.76 |
| MW-02 | 7/15/2022 | 2290.25 | NP | 153.61 | NP | 2136.64 | 2136.64 |
| MW-02 | 8/17/2022 | 2290.25 | NP | 153.93 | NP | 2136.32 | 2136.32 |
| MW-02 | 9/8/2022 | 2290.25 | NP | 153.74 | NP | 2136.51 | 2136.51 |
| MW-02 | 10/13/2022 | 2290.25 | NP | 153.11 | NP | 2137.14 | 2137.14 |
| MW-02 | 11/2/2022 | 2290.25 | NP | 152.75 | NP | 2137.50 | 2137.50 |
| MW-02 | 12/12/2022 | 2290.25 | NP | 152.55 | NP | 2137.70 | 2137.70 |
| MW-02 | 1/10/2023 | 2290.25 | NP | 152.60 | NP | 2137.65 | 2137.65 |
| MW-02 | 2/27/2023 | 2290.25 | NP | 152.28 | NP | 2137.97 | 2137.97 |
| MW-02 | 3/27/2023 | 2290.25 | NP | 152.25 | NP | 2138.00 | 2138.00 |
| MW-02 | 4/25/2023 | 2290.25 | NP | 151.82 | NP | 2138.43 | 2138.43 |
| MW-02 | 5/30/2023 | 2290.25 | NP | 151.58 | NP | 2138.67 | 2138.67 |
| MW-02 | 6/6/2023 | 2290.25 | NP | 152.63 | NP | 2137.62 | 2137.62 |

| Well ID | Measurement Date | Measuring Point Elevation (ft amsl) | Depth to LNAPL (ft btoc) | Depth to Water (ft btoc) | Apparent LNAPL Thickness (ft) | Uncorrected Groundwater Elevation (ft amsl) | Potentiometric Surface Elevation (ft amsl) |
|---|---|---|---|---|---|---|---|
| MW-02 | 8/15/2023 | 2290.25 | NP | 151.36 | NP | 2138.89 | 2138.89 |
| MW-02 | 9/20/2023 | 2290.25 | NP | 151.31 | NP | 2138.94 | 2138.94 |
| MW-02 | 10/31/2023 | 2290.25 | NP | 151.26 | NP | 2138.99 | 2138.99 |
| MW-02 | 11/14/2023 | 2290.25 | NP | 151.13 | NP | 2139.12 | 2139.12 |
| MW-02 | 12/21/2023 | 2290.25 | NP | 151.38 | NP | 2138.87 | 2138.87 |
| MW-02 | 2/28/2024 | 2290.25 | NP | 150.02 | NP | 2140.23 | 2140.23 |
| MW-02 | 3/28/2024 | 2290.25 | NP | 149.62 | NP | 2140.63 | 2140.63 |
| MW-02 | 4/30/2024 | 2290.25 | NP | 148.61 | NP | 2141.64 | 2141.64 |
| MW-02 | 5/23/2024 | 2290.25 | NP | 148.83 | NP | 2141.42 | 2141.42 |
| MW-02 | 6/26/2024 | 2290.25 | NP | 148.10 | NP | 2142.15 | 2142.15 |
| MW-03 | 10/23/2003 | 2295.19 | 144.45 | 145.51 | 1.06 | 2149.68 | 2150.48 |
| MW-03 | 10/27/2003 | 2295.19 | 144.45 | 145.50 | 1.05 | 2149.69 | 2150.48 |
| MW-03 | 10/28/2003 | 2295.19 | 144.48 | 145.58 | 1.10 | 2149.61 | 2150.44 |
| MW-03 | 10/29/2003 | 2295.19 | 144.50 | 145.60 | 1.10 | 2149.59 | 2150.42 |
| MW-03 | 10/30/2003 | 2295.19 | 144.49 | 145.66 | 1.17 | 2149.53 | 2150.41 |
| MW-03 | 10/31/2003 | 2295.19 | 144.45 | 145.66 | 1.21 | 2149.53 | 2150.44 |
| MW-03 | 11/3/2003 | 2295.19 | 144.56 | 145.65 | 1.09 | 2149.54 | 2150.36 |
| MW-03 | 11/4/2003 | 2295.19 | 144.53 | 145.67 | 1.14 | 2149.52 | 2150.38 |
| MW-03 | 11/24/2003 | 2295.19 | 144.65 | 145.84 | 1.19 | 2149.35 | 2150.24 |
| MW-03 | 11/26/2003 | 2295.19 | 146.48 | 147.65 | 1.17 | 2147.54 | 2148.42 |
| MW-03 | 12/1/2003 | 2295.19 | 146.35 | 147.54 | 1.19 | 2147.65 | 2148.54 |
| MW-03 | 1/26/2004 | 2295.19 | 146.36 | 146.62 | 0.26 | 2148.57 | 2148.77 |
| MW-03 | 2/5/2004 | 2295.19 | 146.61 | 147.04 | 0.43 | 2148.15 | 2148.47 |
| MW-03 | 2/19/2004 | 2295.19 | 146.51 | 146.63 | 0.12 | 2148.56 | 2148.65 |
| MW-03 | 3/8/2004 | 2295.19 | 146.58 | 146.95 | 0.37 | 2148.24 | 2148.52 |
| MW-03 | 3/15/2004 | 2295.19 | 146.63 | 147.03 | 0.40 | 2148.16 | 2148.46 |
| MW-03 | 3/22/2004 | 2295.19 | 146.64 | 147.00 | 0.36 | 2148.19 | 2148.46 |
| MW-03 | 3/29/2004 | 2295.19 | 146.71 | 147.06 | 0.35 | 2148.13 | 2148.39 |
| MW-03 | 4/5/2004 | 2295.19 | 146.73 | 147.05 | 0.32 | 2148.14 | 2148.38 |
| MW-03 | 4/12/2004 | 2295.19 | 146.78 | 147.12 | 0.34 | 2148.07 | 2148.33 |
| MW-03 | 4/19/2004 | 2295.19 | 146.79 | 147.15 | 0.36 | 2148.04 | 2148.31 |
| MW-03 | 4/26/2004 | 2295.19 | 146.84 | 147.15 | 0.31 | 2148.04 | 2148.27 |
| MW-03 | 5/3/2004 | 2295.19 | 146.83 | 147.15 | 0.32 | 2148.04 | 2148.28 |
| MW-03 | 5/10/2004 | 2295.19 | 146.87 | 147.18 | 0.31 | 2148.01 | 2148.24 |
| MW-03 | 5/17/2004 | 2295.19 | 146.93 | 147.27 | 0.34 | 2147.92 | 2148.18 |
| MW-03 | 5/24/2004 | 2295.19 | 146.99 | 147.28 | 0.29 | 2147.91 | 2148.13 |
| MW-03 | 5/31/2004 | 2295.19 | 147.01 | 147.19 | 0.18 | 2148.00 | 2148.14 |
| MW-03 | 6/7/2004 | 2295.19 | 147.08 | 147.29 | 0.21 | 2147.90 | 2148.06 |
| MW-03 | 6/14/2004 | 2295.19 | 147.19 | 147.34 | 0.15 | 2147.85 | 2147.96 |
| MW-03 | 6/21/2004 | 2295.19 | NP | 147.33 | NP | 2147.86 | 2147.86 |
| MW-03 | 6/28/2004 | 2295.19 | NP | 147.56 | NP | 2147.63 | 2147.63 |
| MW-03 | 7/6/2004 | 2295.19 | 147.57 | 147.60 | 0.03 | 2147.59 | 2147.61 |
| MW-03 | 7/12/2004 | 2295.19 | 147.64 | 147.65 | 0.01 | 2147.54 | 2147.55 |
| MW-03 | 7/19/2004 | 2295.19 | 147.74 | 147.76 | 0.02 | 2147.43 | 2147.45 |
| MW-03 | 7/26/2004 | 2295.19 | 147.84 | 147.90 | 0.06 | 2147.29 | 2147.34 |
| MW-03 | 8/2/2004 | 2295.19 | 147.95 | 148.05 | 0.10 | 2147.14 | 2147.22 |

| Well ID | Measurement Date | Measuring Point Elevation (ft amsl) | Depth to LNAPL (ft btoc) | Depth to Water (ft btoc) | Apparent LNAPL Thickness (ft) | Uncorrected Groundwater Elevation (ft amsl) | Potentiometric Surface Elevation (ft amsl) |
|---|---|---|---|---|---|---|---|
| MW-03 | 8/9/2004 | 2295.19 | 148.06 | 148.17 | 0.11 | 2147.02 | 2147.10 |
| MW-03 | 8/16/2004 | 2295.19 | 148.18 | 148.30 | 0.12 | 2146.89 | 2146.98 |
| MW-03 | 8/23/2004 | 2295.19 | 148.28 | 148.40 | 0.12 | 2146.79 | 2146.88 |
| MW-03 | 8/30/2004 | 2295.19 | 148.39 | 148.54 | 0.15 | 2146.65 | 2146.76 |
| MW-03 | 9/8/2004 | 2295.19 | 148.51 | 148.67 | 0.16 | 2146.52 | 2146.64 |
| MW-03 | 9/13/2004 | 2295.19 | 148.58 | 148.74 | 0.16 | 2146.45 | 2146.57 |
| MW-03 | 9/20/2004 | 2295.19 | 148.67 | 148.83 | 0.16 | 2146.36 | 2146.48 |
| MW-03 | 9/27/2004 | 2295.19 | 148.76 | 148.91 | 0.15 | 2146.28 | 2146.39 |
| MW-03 | 10/4/2004 | 2295.19 | 148.86 | 148.92 | 0.06 | 2146.27 | 2146.32 |
| MW-03 | 10/11/2004 | 2295.19 | 148.92 | 149.01 | 0.09 | 2146.18 | 2146.25 |
| MW-03 | 10/18/2004 | 2295.19 | 148.98 | 149.07 | 0.09 | 2146.12 | 2146.19 |
| MW-03 | 10/25/2004 | 2295.19 | 149.03 | 149.11 | 0.08 | 2146.08 | 2146.14 |
| MW-03 | 11/1/2004 | 2295.19 | 149.14 | 149.24 | 0.10 | 2145.95 | 2146.03 |
| MW-03 | 11/8/2004 | 2295.19 | 149.21 | 149.25 | 0.04 | 2145.94 | 2145.97 |
| MW-03 | 11/15/2004 | 2295.19 | 149.28 | 149.32 | 0.04 | 2145.87 | 2145.90 |
| MW-03 | 11/30/2004 | 2295.19 | 149.44 | 149.48 | 0.04 | 2145.71 | 2145.74 |
| MW-03 | 12/6/2004 | 2295.19 | 149.54 | 149.57 | 0.03 | 2145.62 | 2145.64 |
| MW-03 | 12/13/2004 | 2295.19 | 149.60 | 149.62 | 0.02 | 2145.57 | 2145.59 |
| MW-03 | 12/20/2004 | 2295.19 | 149.64 | 149.67 | 0.03 | 2145.52 | 2145.54 |
| MW-03 | 1/4/2005 | 2295.19 | 149.74 | 149.77 | 0.03 | 2145.42 | 2145.44 |
| MW-03 | 1/10/2005 | 2295.19 | 149.79 | 149.82 | 0.03 | 2145.37 | 2145.39 |
| MW-03 | 1/17/2005 | 2295.19 | 149.82 | 149.84 | 0.02 | 2145.35 | 2145.37 |
| MW-03 | 1/24/2005 | 2295.19 | 149.88 | 149.91 | 0.03 | 2145.28 | 2145.30 |
| MW-03 | 1/31/2005 | 2295.19 | 149.83 | 149.86 | 0.03 | 2145.33 | 2145.35 |
| MW-03 | 2/7/2005 | 2295.19 | 149.88 | 149.91 | 0.03 | 2145.28 | 2145.30 |
| MW-03 | 2/14/2005 | 2295.19 | 149.94 | 149.96 | 0.02 | 2145.23 | 2145.25 |
| MW-03 | 2/21/2005 | 2295.19 | 149.95 | 149.97 | 0.02 | 2145.22 | 2145.24 |
| MW-03 | 2/28/2005 | 2295.19 | 149.93 | 149.94 | 0.01 | 2145.25 | 2145.26 |
| MW-03 | 3/7/2005 | 2295.19 | NP | 149.89 | NP | 2145.30 | 2145.30 |
| MW-03 | 3/14/2005 | 2295.19 | NP | 149.79 | NP | 2145.40 | 2145.40 |
| MW-03 | 3/21/2005 | 2295.19 | NP | 149.74 | NP | 2145.45 | 2145.45 |
| MW-03 | 3/27/2005 | 2295.19 | NP | 149.69 | NP | 2145.50 | 2145.50 |
| MW-03 | 4/4/2005 | 2295.19 | NP | 149.70 | NP | 2145.49 | 2145.49 |
| MW-03 | 4/11/2005 | 2295.19 | NP | 149.71 | NP | 2145.48 | 2145.48 |
| MW-03 | 4/18/2005 | 2295.19 | NP | 149.84 | NP | 2145.35 | 2145.35 |
| MW-03 | 4/25/2005 | 2295.19 | NP | 149.80 | NP | 2145.39 | 2145.39 |
| MW-03 | 5/10/2005 | 2295.19 | NP | 149.86 | NP | 2145.33 | 2145.33 |
| MW-03 | 5/16/2005 | 2295.19 | NP | 149.90 | NP | 2145.29 | 2145.29 |
| MW-03 | 5/23/2005 | 2295.19 | NP | 149.98 | NP | 2145.21 | 2145.21 |
| MW-03 | 5/30/2005 | 2295.19 | NP | 150.05 | NP | 2145.14 | 2145.14 |
| MW-03 | 6/6/2005 | 2295.19 | NP | 150.10 | NP | 2145.09 | 2145.09 |
| MW-03 | 6/13/2005 | 2295.19 | NP | 150.19 | NP | 2145.00 | 2145.00 |
| MW-03 | 6/20/2005 | 2295.19 | NP | 150.21 | NP | 2144.98 | 2144.98 |
| MW-03 | 6/27/2005 | 2295.19 | NP | 150.29 | NP | 2144.90 | 2144.90 |
| MW-03 | 7/4/2005 | 2295.19 | NP | 150.37 | NP | 2144.82 | 2144.82 |
| MW-03 | 7/11/2005 | 2295.19 | NP | 150.45 | NP | 2144.74 | 2144.74 |

| Well ID | Measurement Date | Measuring Point Elevation (ft amsl) | Depth to LNAPL (ft btoc) | Depth to Water (ft btoc) | Apparent LNAPL Thickness (ft) | Uncorrected Groundwater Elevation (ft amsl) | Potentiometric Surface Elevation (ft amsl) |
|---|---|---|---|---|---|---|---|
| MW-03 | 7/18/2005 | 2295.19 | NP | 150.55 | NP | 2144.64 | 2144.64 |
| MW-03 | 7/25/2005 | 2295.19 | NP | 150.60 | NP | 2144.59 | 2144.59 |
| MW-03 | 8/1/2005 | 2295.19 | NP | 150.68 | NP | 2144.51 | 2144.51 |
| MW-03 | 8/8/2005 | 2295.19 | NP | 150.77 | NP | 2144.42 | 2144.42 |
| MW-03 | 8/15/2005 | 2295.19 | NP | 150.79 | NP | 2144.40 | 2144.40 |
| MW-03 | 8/22/2005 | 2295.19 | NP | 150.80 | NP | 2144.39 | 2144.39 |
| MW-03 | 8/29/2005 | 2295.19 | NP | 150.56 | NP | 2144.63 | 2144.63 |
| MW-03 | 9/7/2005 | 2295.19 | NP | 150.14 | NP | 2145.05 | 2145.05 |
| MW-03 | 9/12/2005 | 2295.19 | NP | 149.89 | NP | 2145.30 | 2145.30 |
| MW-03 | 9/19/2005 | 2295.19 | NP | 149.69 | NP | 2145.50 | 2145.50 |
| MW-03 | 9/26/2005 | 2295.19 | NP | 149.64 | NP | 2145.55 | 2145.55 |
| MW-03 | 10/3/2005 | 2295.19 | NP | 149.72 | NP | 2145.47 | 2145.47 |
| MW-03 | 10/10/2005 | 2295.19 | NP | 149.88 | NP | 2145.31 | 2145.31 |
| MW-03 | 10/17/2005 | 2295.19 | NP | 149.97 | NP | 2145.22 | 2145.22 |
| MW-03 | 10/24/2005 | 2295.19 | NP | 150.14 | NP | 2145.05 | 2145.05 |
| MW-03 | 10/31/2005 | 2295.19 | NP | 150.28 | NP | 2144.91 | 2144.91 |
| MW-03 | 11/7/2005 | 2295.19 | NP | 150.40 | NP | 2144.79 | 2144.79 |
| MW-03 | 11/14/2005 | 2295.19 | NP | 150.53 | NP | 2144.66 | 2144.66 |
| MW-03 | 11/21/2005 | 2295.19 | NP | 150.65 | NP | 2144.54 | 2144.54 |
| MW-03 | 12/5/2005 | 2295.19 | NP | 150.78 | NP | 2144.41 | 2144.41 |
| MW-03 | 12/19/2005 | 2295.19 | NP | 150.81 | NP | 2144.38 | 2144.38 |
| MW-03 | 1/6/2006 | 2295.19 | NP | 150.98 | NP | 2144.21 | 2144.21 |
| MW-03 | 1/16/2006 | 2295.19 | NP | 151.05 | NP | 2144.14 | 2144.14 |
| MW-03 | 1/30/2006 | 2295.19 | NP | 151.08 | NP | 2144.11 | 2144.11 |
| MW-03 | 2/13/2006 | 2295.19 | NP | 151.16 | NP | 2144.03 | 2144.03 |
| MW-03 | 2/27/2006 | 2295.19 | NP | 151.23 | NP | 2143.96 | 2143.96 |
| MW-03 | 3/6/2006 | 2295.19 | NP | 151.25 | NP | 2143.94 | 2143.94 |
| MW-03 | 3/13/2006 | 2295.19 | NP | 151.29 | NP | 2143.90 | 2143.90 |
| MW-03 | 3/20/2006 | 2295.19 | NP | 151.31 | NP | 2143.88 | 2143.88 |
| MW-03 | 3/27/2006 | 2295.19 | NP | 151.33 | NP | 2143.86 | 2143.86 |
| MW-03 | 4/3/2006 | 2295.19 | NP | 151.36 | NP | 2143.83 | 2143.83 |
| MW-03 | 4/10/2006 | 2295.19 | NP | 151.42 | NP | 2143.77 | 2143.77 |
| MW-03 | 4/17/2006 | 2295.19 | NP | 151.45 | NP | 2143.74 | 2143.74 |
| MW-03 | 4/24/2006 | 2295.19 | NP | 151.50 | NP | 2143.69 | 2143.69 |
| MW-03 | 5/1/2006 | 2295.19 | NP | 151.52 | NP | 2143.67 | 2143.67 |
| MW-03 | 5/15/2006 | 2295.19 | NP | 151.57 | NP | 2143.62 | 2143.62 |
| MW-03 | 5/22/2006 | 2295.19 | NP | 151.61 | NP | 2143.58 | 2143.58 |
| MW-03 | 5/30/2006 | 2295.19 | NP | 151.72 | NP | 2143.47 | 2143.47 |
| MW-03 | 6/5/2006 | 2295.19 | NP | 151.81 | NP | 2143.38 | 2143.38 |
| MW-03 | 6/12/2006 | 2295.19 | NP | 151.90 | NP | 2143.29 | 2143.29 |
| MW-03 | 6/26/2006 | 2295.19 | NP | 152.04 | NP | 2143.15 | 2143.15 |
| MW-03 | 7/10/2006 | 2295.19 | NP | 152.17 | NP | 2143.02 | 2143.02 |
| MW-03 | 8/2/2006 | 2295.19 | NP | 152.34 | NP | 2142.85 | 2142.85 |
| MW-03 | 8/14/2006 | 2295.19 | NP | 152.42 | NP | 2142.77 | 2142.77 |
| MW-03 | 8/23/2006 | 2295.19 | NP | 152.14 | NP | 2143.05 | 2143.05 |
| MW-03 | 9/19/2006 | 2295.19 | NP | 150.90 | NP | 2144.29 | 2144.29 |

| Well ID | Measurement Date | Measuring Point Elevation (ft amsl) | Depth to LNAPL (ft btoc) | Depth to Water (ft btoc) | Apparent LNAPL Thickness (ft) | Uncorrected Groundwater Elevation (ft amsl) | Potentiometric Surface Elevation (ft amsl) |
|---|---|---|---|---|---|---|---|
| MW-03 | 10/20/2006 | 2295.19 | NP | 150.21 | NP | 2144.98 | 2144.98 |
| MW-03 | 10/30/2006 | 2295.19 | NP | 150.51 | NP | 2144.68 | 2144.68 |
| MW-03 | 11/17/2006 | 2295.19 | NP | 150.82 | NP | 2144.37 | 2144.37 |
| MW-03 | 1/30/2007 | 2295.19 | NP | 151.94 | NP | 2143.25 | 2143.25 |
| MW-03 | 3/1/2007 | 2295.19 | NP | 152.14 | NP | 2143.05 | 2143.05 |
| MW-03 | 3/28/2007 | 2295.19 | NP | 152.32 | NP | 2142.87 | 2142.87 |
| MW-03 | 4/24/2007 | 2295.19 | NP | 152.48 | NP | 2142.71 | 2142.71 |
| MW-03 | 5/28/2007 | 2295.19 | NP | 152.60 | NP | 2142.59 | 2142.59 |
| MW-03 | 6/27/2007 | 2295.19 | NP | 152.95 | NP | 2142.24 | 2142.24 |
| MW-03 | 7/23/2007 | 2295.19 | NP | 153.20 | NP | 2141.99 | 2141.99 |
| MW-03 | 8/25/2007 | 2295.19 | NP | 152.16 | NP | 2143.03 | 2143.03 |
| MW-03 | 9/25/2007 | 2295.19 | NP | 151.75 | NP | 2143.44 | 2143.44 |
| MW-03 | 10/22/2007 | 2295.19 | NP | 152.16 | NP | 2143.03 | 2143.03 |
| MW-03 | 11/28/2007 | 2295.19 | NP | 153.17 | NP | 2142.02 | 2142.02 |
| MW-03 | 12/31/2007 | 2295.19 | NP | 153.24 | NP | 2141.95 | 2141.95 |
| MW-03 | 1/26/2008 | 2295.19 | NP | 152.98 | NP | 2142.21 | 2142.21 |
| MW-03 | 2/29/2008 | 2295.19 | NP | 153.19 | NP | 2142.00 | 2142.00 |
| MW-03 | 3/31/2008 | 2295.19 | NP | 152.74 | NP | 2142.45 | 2142.45 |
| MW-03 | 4/21/2008 | 2295.19 | NP | 152.95 | NP | 2142.24 | 2142.24 |
| MW-03 | 5/23/2008 | 2295.19 | NP | 153.39 | NP | 2141.80 | 2141.80 |
| MW-03 | 6/25/2008 | 2295.19 | NP | 153.55 | NP | 2141.64 | 2141.64 |
| MW-03 | 7/28/2008 | 2295.19 | NP | 153.79 | NP | 2141.40 | 2141.40 |
| MW-03 | 8/25/2008 | 2295.19 | NP | 152.24 | NP | 2142.95 | 2142.95 |
| MW-03 | 9/30/2008 | 2295.19 | NP | 150.80 | NP | 2144.39 | 2144.39 |
| MW-03 | 10/13/2008 | 2295.19 | NP | 150.81 | NP | 2144.38 | 2144.38 |
| MW-03 | 11/26/2008 | 2295.19 | NP | 151.66 | NP | 2143.53 | 2143.53 |
| MW-03 | 12/23/2008 | 2295.19 | NP | 152.40 | NP | 2142.79 | 2142.79 |
| MW-03 | 1/26/2009 | 2295.19 | NP | 152.30 | NP | 2142.89 | 2142.89 |
| MW-03 | 2/27/2009 | 2295.19 | NP | 152.29 | NP | 2142.90 | 2142.90 |
| MW-03 | 3/26/2009 | 2295.19 | NP | 152.52 | NP | 2142.67 | 2142.67 |
| MW-03 | 4/27/2009 | 2295.19 | NP | 152.64 | NP | 2142.55 | 2142.55 |
| MW-03 | 5/20/2009 | 2295.19 | NP | 153.00 | NP | 2142.19 | 2142.19 |
| MW-03 | 6/16/2009 | 2295.19 | NP | 153.58 | NP | 2141.61 | 2141.61 |
| MW-03 | 7/20/2009 | 2295.19 | NP | 153.97 | NP | 2141.22 | 2141.22 |
| MW-03 | 8/31/2009 | 2295.19 | NP | 154.27 | NP | 2140.92 | 2140.92 |
| MW-03 | 9/29/2009 | 2295.19 | NP | 154.44 | NP | 2140.75 | 2140.75 |
| MW-03 | 10/22/2009 | 2295.19 | NP | 154.56 | NP | 2140.63 | 2140.63 |
| MW-03 | 11/25/2009 | 2295.19 | NP | 154.91 | NP | 2140.28 | 2140.28 |
| MW-03 | 12/14/2009 | 2295.19 | NP | 154.95 | NP | 2140.24 | 2140.24 |
| MW-03 | 1/18/2010 | 2295.19 | NP | 154.95 | NP | 2140.24 | 2140.24 |
| MW-03 | 2/26/2010 | 2295.19 | NP | 154.96 | NP | 2140.23 | 2140.23 |
| MW-03 | 3/22/2010 | 2295.19 | NP | 154.27 | NP | 2140.92 | 2140.92 |
| MW-03 | 4/12/2010 | 2295.19 | NP | 154.21 | NP | 2140.98 | 2140.98 |
| MW-03 | 5/27/2010 | 2295.19 | NP | 154.65 | NP | 2140.54 | 2140.54 |
| MW-03 | 6/22/2010 | 2295.19 | NP | 155.00 | NP | 2140.19 | 2140.19 |
| MW-03 | 7/12/2010 | 2295.19 | NP | 155.30 | NP | 2139.89 | 2139.89 |

| Well ID | Measurement Date | Measuring Point Elevation (ft amsl) | Depth to LNAPL (ft btoc) | Depth to Water (ft btoc) | Apparent LNAPL Thickness (ft) | Uncorrected Groundwater Elevation (ft amsl) | Potentiometric Surface Elevation (ft amsl) |
|---|---|---|---|---|---|---|---|
| MW-03 | 8/26/2010 | 2295.19 | NP | 155.28 | NP | 2139.91 | 2139.91 |
| MW-03 | 9/22/2010 | 2295.19 | NP | 155.06 | NP | 2140.13 | 2140.13 |
| MW-03 | 10/5/2010 | 2295.19 | NP | 154.92 | NP | 2140.27 | 2140.27 |
| MW-03 | 10/18/2010 | 2295.19 | NP | 154.85 | NP | 2140.34 | 2140.34 |
| MW-03 | 11/30/2010 | 2295.19 | NP | 155.23 | NP | 2139.96 | 2139.96 |
| MW-03 | 12/21/2010 | 2295.19 | NP | 155.34 | NP | 2139.85 | 2139.85 |
| MW-03 | 1/10/2011 | 2295.19 | NP | 155.31 | NP | 2139.88 | 2139.88 |
| MW-03 | 2/17/2011 | 2295.19 | NP | 155.68 | NP | 2139.51 | 2139.51 |
| MW-03 | 3/25/2011 | 2295.19 | NP | 155.71 | NP | 2139.48 | 2139.48 |
| MW-03 | 4/11/2011 | 2295.19 | NP | 155.83 | NP | 2139.36 | 2139.36 |
| MW-03 | 5/9/2011 | 2295.19 | NP | 156.10 | NP | 2139.09 | 2139.09 |
| MW-03 | 7/11/2011 | 2295.19 | NP | 156.85 | NP | 2138.34 | 2138.34 |
| MW-03 | 8/31/2011 | 2295.19 | NP | 157.38 | NP | 2137.81 | 2137.81 |
| MW-03 | 9/28/2011 | 2295.19 | NP | 157.30 | NP | 2137.89 | 2137.89 |
| MW-03 | 10/10/2011 | 2295.19 | NP | 156.62 | NP | 2138.57 | 2138.57 |
| MW-03 | 11/16/2011 | 2295.19 | NP | 156.58 | NP | 2138.61 | 2138.61 |
| MW-03 | 12/29/2011 | 2295.19 | NP | 156.78 | NP | 2138.41 | 2138.41 |
| MW-03 | 1/16/2012 | 2295.19 | NP | 156.63 | NP | 2138.56 | 2138.56 |
| MW-03 | 2/28/2012 | 2295.19 | NP | 156.47 | NP | 2138.72 | 2138.72 |
| MW-03 | 3/30/2012 | 2295.19 | NP | 156.67 | NP | 2138.52 | 2138.52 |
| MW-03 | 4/2/2012 | 2295.19 | NP | 156.76 | NP | 2138.43 | 2138.43 |
| MW-03 | 5/30/2012 | 2295.19 | NP | 157.51 | NP | 2137.68 | 2137.68 |
| MW-03 | 6/29/2012 | 2295.19 | NP | 157.80 | NP | 2137.39 | 2137.39 |
| MW-03 | 7/9/2012 | 2295.19 | NP | 157.82 | NP | 2137.37 | 2137.37 |
| MW-03 | 8/29/2012 | 2295.19 | NP | 157.33 | NP | 2137.86 | 2137.86 |
| MW-03 | 9/25/2012 | 2295.19 | NP | 156.85 | NP | 2138.34 | 2138.34 |
| MW-03 | 10/22/2012 | 2295.19 | NP | 157.09 | NP | 2138.10 | 2138.10 |
| MW-03 | 11/15/2012 | 2295.19 | NP | 157.48 | NP | 2137.71 | 2137.71 |
| MW-03 | 12/13/2012 | 2295.19 | NP | 157.88 | NP | 2137.31 | 2137.31 |
| MW-03 | 1/21/2013 | 2295.19 | NP | 158.04 | NP | 2137.15 | 2137.15 |
| MW-03 | 2/13/2013 | 2295.19 | NP | 158.04 | NP | 2137.15 | 2137.15 |
| MW-03 | 3/21/2013 | 2295.19 | NP | 158.11 | NP | 2137.08 | 2137.08 |
| MW-03 | 4/15/2013 | 2295.19 | NP | 158.23 | NP | 2136.96 | 2136.96 |
| MW-03 | 5/23/2013 | 2295.19 | NP | 158.45 | NP | 2136.74 | 2136.74 |
| MW-03 | 6/26/2013 | 2295.19 | NP | 158.76 | NP | 2136.43 | 2136.43 |
| MW-03 | 7/8/2013 | 2295.19 | NP | 158.83 | NP | 2136.36 | 2136.36 |
| MW-03 | 8/8/2013 | 2295.19 | NP | 159.04 | NP | 2136.15 | 2136.15 |
| MW-03 | 9/5/2013 | 2295.19 | NP | 158.84 | NP | 2136.35 | 2136.35 |
| MW-03 | 10/3/2013 | 2295.19 | NP | 159.01 | NP | 2136.18 | 2136.18 |
| MW-03 | 11/27/2013 | 2295.19 | NP | 159.25 | NP | 2135.94 | 2135.94 |
| MW-03 | 12/31/2013 | 2295.19 | NP | 159.25 | NP | 2135.94 | 2135.94 |
| MW-03 | 1/10/2014 | 2295.19 | NP | 159.39 | NP | 2135.80 | 2135.80 |
| MW-03 | 2/18/2014 | 2295.19 | NP | 159.52 | NP | 2135.67 | 2135.67 |
| MW-03 | 3/12/2014 | 2295.19 | NP | 159.55 | NP | 2135.64 | 2135.64 |
| MW-03 | 4/17/2014 | 2295.19 | NP | 159.76 | NP | 2135.43 | 2135.43 |
| MW-03 | 5/22/2014 | 2295.19 | NP | 160.06 | NP | 2135.13 | 2135.13 |

| Well ID | Measurement Date | Measuring Point Elevation (ft amsl) | Depth to LNAPL (ft btoc) | Depth to Water (ft btoc) | Apparent LNAPL Thickness (ft) | Uncorrected Groundwater Elevation (ft amsl) | Potentiometric Surface Elevation (ft amsl) |
|---|---|---|---|---|---|---|---|
| MW-03 | 6/20/2014 | 2295.19 | NP | 160.35 | NP | 2134.84 | 2134.84 |
| MW-03 | 7/14/2014 | 2295.19 | NP | 160.59 | NP | 2134.60 | 2134.60 |
| MW-03 | 8/14/2014 | 2295.19 | NP | 160.93 | NP | 2134.26 | 2134.26 |
| MW-03 | 9/9/2014 | 2295.19 | NP | 160.60 | NP | 2134.59 | 2134.59 |
| MW-03 | 10/1/2014 | 2295.19 | NP | 159.81 | NP | 2135.38 | 2135.38 |
| MW-03 | 11/18/2014 | 2295.19 | NP | 159.70 | NP | 2135.49 | 2135.49 |
| MW-03 | 12/16/2014 | 2295.19 | NP | 159.75 | NP | 2135.44 | 2135.44 |
| MW-03 | 1/19/2015 | 2295.19 | NP | 159.57 | NP | 2135.62 | 2135.62 |
| MW-03 | 2/19/2015 | 2295.19 | NP | 159.42 | NP | 2135.77 | 2135.77 |
| MW-03 | 3/26/2015 | 2295.19 | NP | 159.12 | NP | 2136.07 | 2136.07 |
| MW-03 | 4/16/2015 | 2295.19 | NP | 159.02 | NP | 2136.17 | 2136.17 |
| MW-03 | 5/19/2015 | 2295.19 | NP | 159.30 | NP | 2135.89 | 2135.89 |
| MW-03 | 6/22/2015 | 2295.19 | NP | 159.90 | NP | 2135.29 | 2135.29 |
| MW-03 | 1/5/2016 | 2295.19 | NP | 158.48 | NP | 2136.71 | 2136.71 |
| MW-03 | 2/10/2016 | 2295.19 | NP | 158.12 | NP | 2137.07 | 2137.07 |
| MW-03 | 3/2/2016 | 2295.19 | NP | 157.97 | NP | 2137.22 | 2137.22 |
| MW-03 | 4/5/2016 | 2295.19 | NP | 157.82 | NP | 2137.37 | 2137.37 |
| MW-03 | 5/10/2016 | 2295.19 | NP | 157.66 | NP | 2137.53 | 2137.53 |
| MW-03 | 6/27/2016 | 2295.19 | NP | 157.97 | NP | 2137.22 | 2137.22 |
| MW-03 | 7/28/2016 | 2295.19 | NP | 157.30 | NP | 2137.89 | 2137.89 |
| MW-03 | 8/31/2016 | 2295.19 | NP | 156.93 | NP | 2138.26 | 2138.26 |
| MW-03 | 9/30/2016 | 2295.19 | NP | 156.60 | NP | 2138.59 | 2138.59 |
| MW-03 | 10/13/2016 | 2295.19 | NP | 156.61 | NP | 2138.58 | 2138.58 |
| MW-03 | 11/21/2016 | 2295.19 | NP | 156.75 | NP | 2138.44 | 2138.44 |
| MW-03 | 12/27/2016 | 2295.19 | NP | 156.70 | NP | 2138.49 | 2138.49 |
| MW-03 | 1/26/2017 | 2295.19 | NP | 156.67 | NP | 2138.52 | 2138.52 |
| MW-03 | 2/28/2017 | 2295.19 | NP | 156.18 | NP | 2139.01 | 2139.01 |
| MW-03 | 3/31/2017 | 2295.19 | NP | 156.14 | NP | 2139.05 | 2139.05 |
| MW-03 | 4/21/2017 | 2295.19 | NP | 155.93 | NP | 2139.26 | 2139.26 |
| MW-03 | 5/16/2017 | 2295.19 | NP | 155.98 | NP | 2139.21 | 2139.21 |
| MW-03 | 6/13/2017 | 2295.19 | NP | 156.12 | NP | 2139.07 | 2139.07 |
| MW-03 | 7/14/2017 | 2295.19 | NP | 156.33 | NP | 2138.86 | 2138.86 |
| MW-03 | 8/17/2017 | 2295.19 | NP | 154.45 | NP | 2140.74 | 2140.74 |
| MW-03 | 9/20/2017 | 2295.19 | NP | 153.68 | NP | 2141.51 | 2141.51 |
| MW-03 | 10/26/2017 | 2295.19 | NP | 153.92 | NP | 2141.27 | 2141.27 |
| MW-03 | 11/30/2017 | 2295.19 | NP | 153.96 | NP | 2141.23 | 2141.23 |
| MW-03 | 12/12/2017 | 2295.19 | NP | 153.98 | NP | 2141.21 | 2141.21 |
| MW-03 | 1/31/2018 | 2295.19 | NP | 153.78 | NP | 2141.41 | 2141.41 |
| MW-03 | 2/21/2018 | 2295.19 | NP | 153.75 | NP | 2141.44 | 2141.44 |
| MW-03 | 3/26/2018 | 2295.19 | NP | 153.71 | NP | 2141.48 | 2141.48 |
| MW-03 | 4/10/2018 | 2295.19 | NP | 157.03 | NP | 2138.16 | 2138.16 |
| MW-03 | 5/23/2018 | 2295.19 | NP | 153.85 | NP | 2141.34 | 2141.34 |
| MW-03 | 6/27/2018 | 2295.19 | NP | 149.83 | NP | 2145.36 | 2145.36 |
| MW-03 | 7/16/2018 | 2295.19 | NP | 153.62 | NP | 2141.57 | 2141.57 |
| MW-03 | 8/23/2018 | 2295.19 | NP | 153.81 | NP | 2141.38 | 2141.38 |
| MW-03 | 9/27/2018 | 2295.19 | NP | 152.60 | NP | 2142.59 | 2142.59 |

| Well ID | Measurement Date | Measuring Point Elevation (ft amsl) | Depth to LNAPL (ft btoc) | Depth to Water (ft btoc) | Apparent LNAPL Thickness (ft) | Uncorrected Groundwater Elevation (ft amsl) | Potentiometric Surface Elevation (ft amsl) |
|---|---|---|---|---|---|---|---|
| MW-03 | 10/22/2018 | 2295.19 | NP | 152.24 | NP | 2142.95 | 2142.95 |
| MW-03 | 11/28/2018 | 2295.19 | NP | 151.31 | NP | 2143.88 | 2143.88 |
| MW-03 | 12/27/2018 | 2295.19 | NP | 151.21 | NP | 2143.98 | 2143.98 |
| MW-03 | 1/16/2019 | 2295.19 | NP | 151.28 | NP | 2143.91 | 2143.91 |
| MW-03 | 2/26/2019 | 2295.19 | NP | 150.73 | NP | 2144.46 | 2144.46 |
| MW-03 | 3/27/2019 | 2295.19 | NP | 150.36 | NP | 2144.83 | 2144.83 |
| MW-03 | 4/9/2019 | 2295.19 | NP | 149.96 | NP | 2145.23 | 2145.23 |
| MW-03 | 5/8/2019 | 2295.19 | NP | 149.96 | NP | 2145.23 | 2145.23 |
| MW-03 | 6/20/2019 | 2295.19 | NP | 150.08 | NP | 2145.11 | 2145.11 |
| MW-03 | 7/25/2019 | 2295.19 | NP | 150.04 | NP | 2145.15 | 2145.15 |
| MW-03 | 8/18/2019 | 2295.19 | NP | 150.17 | NP | 2145.02 | 2145.02 |
| MW-03 | 9/24/2019 | 2295.19 | NP | 150.21 | NP | 2144.98 | 2144.98 |
| MW-03 | 10/17/2019 | 2295.19 | NP | 150.41 | NP | 2144.78 | 2144.78 |
| MW-03 | 11/27/2019 | 2295.19 | NP | 150.43 | NP | 2144.76 | 2144.76 |
| MW-03 | 12/17/2019 | 2295.19 | NP | 150.36 | NP | 2144.83 | 2144.83 |
| MW-03 | 1/24/2020 | 2295.19 | NP | 149.73 | NP | 2145.46 | 2145.46 |
| MW-03 | 2/16/2020 | 2295.19 | NP | 149.38 | NP | 2145.81 | 2145.81 |
| MW-03 | 3/10/2020 | 2295.19 | NP | 149.43 | NP | 2145.76 | 2145.76 |
| MW-03 | 4/2/2020 | 2295.19 | NP | 149.61 | NP | 2145.58 | 2145.58 |
| MW-03 | 5/18/2020 | 2295.19 | NP | 149.75 | NP | 2145.44 | 2145.44 |
| MW-03 | 6/25/2020 | 2295.19 | NP | 150.10 | NP | 2145.09 | 2145.09 |
| MW-03 | 7/7/2020 | 2295.19 | NP | 150.30 | NP | 2144.89 | 2144.89 |
| MW-03 | 8/31/2020 | 2295.19 | NP | 151.12 | NP | 2144.07 | 2144.07 |
| MW-03 | 9/16/2020 | 2295.19 | NP | 151.43 | NP | 2143.76 | 2143.76 |
| MW-03 | 10/30/2020 | 2295.19 | NP | 152.40 | NP | 2142.79 | 2142.79 |
| MW-03 | 11/30/2020 | 2295.19 | NP | 153.48 | NP | 2141.71 | 2141.71 |
| MW-03 | 12/31/2020 | 2295.19 | NP | 153.79 | NP | 2141.40 | 2141.40 |
| MW-03 | 1/20/2021 | 2295.19 | NP | 154.32 | NP | 2140.87 | 2140.87 |
| MW-03 | 3/1/2021 | 2295.19 | NP | 155.14 | NP | 2140.05 | 2140.05 |
| MW-03 | 3/27/2021 | 2295.19 | NP | 155.52 | NP | 2139.67 | 2139.67 |
| MW-03 | 4/9/2021 | 2295.19 | NP | 155.60 | NP | 2139.59 | 2139.59 |
| MW-03 | 5/25/2021 | 2295.19 | NP | 156.30 | NP | 2138.89 | 2138.89 |
| MW-03 | 6/15/2021 | 2295.19 | NP | 156.46 | NP | 2138.73 | 2138.73 |
| MW-03 | 7/8/2021 | 2295.19 | NP | 156.95 | NP | 2138.24 | 2138.24 |
| MW-03 | 8/30/2021 | 2295.19 | NP | 155.40 | NP | 2139.79 | 2139.79 |
| MW-03 | 9/28/2021 | 2295.19 | NP | 154.35 | NP | 2140.84 | 2140.84 |
| MW-03 | 10/18/2021 | 2295.19 | NP | 154.58 | NP | 2140.61 | 2140.61 |
| MW-03 | 11/24/2021 | 2295.19 | NP | 155.19 | NP | 2140.00 | 2140.00 |
| MW-03 | 12/21/2021 | 2295.19 | NP | 155.42 | NP | 2139.77 | 2139.77 |
| MW-03 | 1/26/2022 | 2295.19 | NP | 155.61 | NP | 2139.58 | 2139.58 |
| MW-03 | 2/21/2022 | 2295.19 | NP | 155.78 | NP | 2139.41 | 2139.41 |
| MW-03 | 3/16/2022 | 2295.19 | NP | 155.91 | NP | 2139.28 | 2139.28 |
| MW-03 | 4/6/2022 | 2295.19 | NP | 156.11 | NP | 2139.08 | 2139.08 |
| MW-03 | 5/2/2022 | 2295.19 | NP | 156.42 | NP | 2138.77 | 2138.77 |
| MW-03 | 6/17/2022 | 2295.19 | NP | 156.79 | NP | 2138.40 | 2138.40 |
| MW-03 | 7/15/2022 | 2295.19 | NP | 156.90 | NP | 2138.29 | 2138.29 |

| Well ID | Measurement Date | Measuring Point Elevation (ft amsl) | Depth to LNAPL (ft btoc) | Depth to Water (ft btoc) | Apparent LNAPL Thickness (ft) | Uncorrected Groundwater Elevation (ft amsl) | Potentiometric Surface Elevation (ft amsl) |
|---|---|---|---|---|---|---|---|
| MW-03 | 8/17/2022 | 2295.19 | NP | 157.22 | NP | 2137.97 | 2137.97 |
| MW-03 | 9/8/2022 | 2295.19 | NP | 156.91 | NP | 2138.28 | 2138.28 |
| MW-03 | 10/13/2022 | 2295.19 | NP | 156.27 | NP | 2138.92 | 2138.92 |
| MW-03 | 11/2/2022 | 2295.19 | NP | 155.87 | NP | 2139.32 | 2139.32 |
| MW-03 | 12/12/2022 | 2295.19 | NP | 155.72 | NP | 2139.47 | 2139.47 |
| MW-03 | 1/10/2023 | 2295.19 | NP | 155.68 | NP | 2139.51 | 2139.51 |
| MW-03 | 2/27/2023 | 2295.19 | NP | 155.54 | NP | 2139.65 | 2139.65 |
| MW-03 | 3/27/2023 | 2295.19 | NP | 155.50 | NP | 2139.69 | 2139.69 |
| MW-03 | 4/25/2023 | 2295.19 | NP | 155.04 | NP | 2140.15 | 2140.15 |
| MW-03 | 5/30/2023 | 2295.19 | NP | 154.89 | NP | 2140.30 | 2140.30 |
| MW-03 | 6/6/2023 | 2295.19 | NP | 154.92 | NP | 2140.27 | 2140.27 |
| MW-03 | 8/15/2023 | 2295.19 | NP | 154.75 | NP | 2140.44 | 2140.44 |
| MW-03 | 9/20/2023 | 2295.19 | NP | 154.73 | NP | 2140.46 | 2140.46 |
| MW-03 | 10/31/2023 | 2295.19 | NP | 154.72 | NP | 2140.47 | 2140.47 |
| MW-03 | 11/14/2023 | 2295.19 | NP | 154.62 | NP | 2140.57 | 2140.57 |
| MW-03 | 12/21/2023 | 2295.19 | NP | 154.90 | NP | 2140.29 | 2140.29 |
| MW-03 | 2/28/2024 | 2295.19 | NP | 153.35 | NP | 2141.84 | 2141.84 |
| MW-03 | 3/28/2024 | 2295.19 | NP | 152.60 | NP | 2142.59 | 2142.59 |
| MW-03 | 4/30/2024 | 2295.19 | NP | 152.80 | NP | 2142.39 | 2142.39 |
| MW-03 | 5/23/2024 | 2295.19 | NP | 23:31 | NP | 2142.21 | 2142.21 |
| MW-03 | 6/26/2024 | 2295.19 | NP | 152.28 | NP | 2142.91 | 2142.91 |
| MW-04 | 11/3/2003 | 2294.09 | 144.15 | 147.25 | 3.10 | 2146.84 | 2149.17 |
| MW-04 | 11/4/2003 | 2294.09 | 144.15 | 147.51 | 3.36 | 2146.58 | 2149.10 |
| MW-04 | 11/24/2003 | 2294.09 | 144.42 | 147.00 | 2.58 | 2147.09 | 2149.03 |
| MW-04 | 11/26/2003 | 2294.09 | 146.17 | 148.79 | 2.62 | 2145.30 | 2147.27 |
| MW-04 | 12/1/2003 | 2294.09 | 144.43 | 147.04 | 2.61 | 2147.05 | 2149.01 |
| MW-04 | 1/26/2004 | 2294.09 | 146.50 | 147.05 | 0.55 | 2147.04 | 2147.45 |
| MW-04 | 2/5/2004 | 2294.09 | 146.46 | 146.64 | 0.18 | 2147.45 | 2147.59 |
| MW-04 | 2/19/2004 | 2294.09 | 146.31 | 147.88 | 1.57 | 2146.21 | 2147.39 |
| MW-04 | 3/8/2004 | 2294.09 | 146.45 | 147.89 | 1.44 | 2146.20 | 2147.28 |
| MW-04 | 3/15/2004 | 2294.09 | 146.72 | 147.45 | 0.73 | 2146.64 | 2147.19 |
| MW-04 | 3/22/2004 | 2294.09 | 146.72 | 147.38 | 0.66 | 2146.71 | 2147.21 |
| MW-04 | 3/29/2004 | 2294.09 | 146.81 | 148.45 | 1.64 | 2145.64 | 2146.87 |
| MW-04 | 4/5/2004 | 2294.09 | 146.84 | 147.40 | 0.56 | 2146.69 | 2147.11 |
| MW-04 | 4/12/2004 | 2294.09 | 146.88 | 147.45 | 0.57 | 2146.64 | 2147.07 |
| MW-04 | 4/19/2004 | 2294.09 | 146.89 | 147.42 | 0.53 | 2146.67 | 2147.07 |
| MW-04 | 4/26/2004 | 2294.09 | 146.95 | 147.44 | 0.49 | 2146.65 | 2147.02 |
| MW-04 | 5/3/2004 | 2294.09 | 146.92 | 147.45 | 0.53 | 2146.64 | 2147.04 |
| MW-04 | 5/10/2004 | 2294.09 | 146.96 | 147.47 | 0.51 | 2146.62 | 2147.00 |
| MW-04 | 5/17/2004 | 2294.09 | 147.00 | 147.56 | 0.56 | 2146.53 | 2146.95 |
| MW-04 | 5/24/2004 | 2294.09 | 147.04 | 147.64 | 0.60 | 2146.45 | 2146.90 |
| MW-04 | 5/31/2004 | 2294.09 | 147.03 | 147.74 | 0.71 | 2146.35 | 2146.88 |
| MW-04 | 6/7/2004 | 2294.09 | 147.16 | 147.79 | 0.63 | 2146.30 | 2146.77 |
| MW-04 | 6/14/2004 | 2294.09 | 147.11 | 148.15 | 1.04 | 2145.94 | 2146.72 |
| MW-04 | 6/21/2004 | 2294.09 | 147.17 | 148.39 | 1.22 | 2145.70 | 2146.62 |
| MW-04 | 6/28/2004 | 2294.09 | 147.25 | 148.66 | 1.41 | 2145.43 | 2146.49 |

| Well ID | Measurement Date | Measuring Point Elevation (ft amsl) | Depth to LNAPL (ft btoc) | Depth to Water (ft btoc) | Apparent LNAPL Thickness (ft) | Uncorrected Groundwater Elevation (ft amsl) | Potentiometric Surface Elevation (ft amsl) |
|---|---|---|---|---|---|---|---|
| MW-04 | 7/6/2004 | 2294.09 | 147.33 | 148.91 | 1.58 | 2145.18 | 2146.37 |
| MW-04 | 7/12/2004 | 2294.09 | 147.41 | 148.99 | 1.58 | 2145.10 | 2146.29 |
| MW-04 | 7/19/2004 | 2294.09 | 147.54 | 149.14 | 1.60 | 2144.95 | 2146.15 |
| MW-04 | 7/26/2004 | 2294.09 | 147.81 | 149.20 | 1.39 | 2144.89 | 2145.93 |
| MW-04 | 8/2/2004 | 2294.09 | 147.75 | 149.37 | 1.62 | 2144.72 | 2145.94 |
| MW-04 | 8/9/2004 | 2294.09 | 147.87 | 149.46 | 1.59 | 2144.63 | 2145.82 |
| MW-04 | 8/16/2004 | 2294.09 | 148.00 | 149.57 | 1.57 | 2144.52 | 2145.70 |
| MW-04 | 8/23/2004 | 2294.09 | 148.11 | 149.62 | 1.51 | 2144.47 | 2145.60 |
| MW-04 | 8/30/2004 | 2294.09 | 148.25 | 149.75 | 1.50 | 2144.34 | 2145.47 |
| MW-04 | 9/8/2004 | 2294.09 | 148.35 | 149.95 | 1.60 | 2144.14 | 2145.34 |
| MW-04 | 9/13/2004 | 2294.09 | 148.41 | 149.99 | 1.58 | 2144.10 | 2145.29 |
| MW-04 | 9/20/2004 | 2294.09 | 148.55 | 150.07 | 1.52 | 2144.02 | 2145.16 |
| MW-04 | 9/27/2004 | 2294.09 | 148.63 | 150.18 | 1.55 | 2143.91 | 2145.07 |
| MW-04 | 10/4/2004 | 2294.09 | 148.72 | 150.23 | 1.51 | 2143.86 | 2144.99 |
| MW-04 | 10/11/2004 | 2294.09 | 148.80 | 150.33 | 1.53 | 2143.76 | 2144.91 |
| MW-04 | 10/18/2004 | 2294.09 | 148.86 | 150.31 | 1.45 | 2143.78 | 2144.87 |
| MW-04 | 10/25/2004 | 2294.09 | 148.94 | 150.39 | 1.45 | 2143.70 | 2144.79 |
| MW-04 | 11/1/2004 | 2294.09 | 149.05 | 150.52 | 1.47 | 2143.57 | 2144.67 |
| MW-04 | 11/8/2004 | 2294.09 | 149.10 | 150.56 | 1.46 | 2143.53 | 2144.63 |
| MW-04 | 11/15/2004 | 2294.09 | 149.20 | 150.65 | 1.45 | 2143.44 | 2144.53 |
| MW-04 | 11/30/2004 | 2294.09 | 149.39 | 150.81 | 1.42 | 2143.28 | 2144.35 |
| MW-04 | 12/6/2004 | 2294.09 | 149.41 | 150.96 | 1.55 | 2143.13 | 2144.29 |
| MW-04 | 12/13/2004 | 2294.09 | 149.51 | 150.89 | 1.38 | 2143.20 | 2144.24 |
| MW-04 | 12/20/2004 | 2294.09 | 149.59 | 150.93 | 1.34 | 2143.16 | 2144.17 |
| MW-04 | 1/4/2005 | 2294.09 | 149.70 | 151.06 | 1.36 | 2143.03 | 2144.05 |
| MW-04 | 1/10/2005 | 2294.09 | 149.79 | 150.87 | 1.08 | 2143.22 | 2144.03 |
| MW-04 | 1/17/2005 | 2294.09 | 149.84 | 150.80 | 0.96 | 2143.29 | 2144.01 |
| MW-04 | 1/24/2005 | 2294.09 | 149.90 | 151.02 | 1.12 | 2143.07 | 2143.91 |
| MW-04 | 1/31/2005 | 2294.09 | 149.88 | 150.81 | 0.93 | 2143.28 | 2143.98 |
| MW-04 | 2/7/2005 | 2294.09 | 149.91 | 151.06 | 1.15 | 2143.03 | 2143.89 |
| MW-04 | 2/14/2005 | 2294.09 | 149.92 | 151.01 | 1.09 | 2143.08 | 2143.90 |
| MW-04 | 2/21/2005 | 2294.09 | 149.50 | 150.92 | 1.42 | 2143.17 | 2144.24 |
| MW-04 | 2/28/2005 | 2294.09 | 149.94 | 150.84 | 0.90 | 2143.25 | 2143.93 |
| MW-04 | 3/7/2005 | 2294.09 | 149.49 | 150.72 | 1.23 | 2143.37 | 2144.29 |
| MW-04 | 3/14/2005 | 2294.09 | 149.84 | 150.59 | 0.75 | 2143.50 | 2144.06 |
| MW-04 | 3/21/2005 | 2294.09 | 149.80 | 150.53 | 0.73 | 2143.56 | 2144.11 |
| MW-04 | 3/27/2005 | 2294.09 | 149.72 | 150.45 | 0.73 | 2143.64 | 2144.19 |
| MW-04 | 4/4/2005 | 2294.09 | 149.71 | 150.50 | 0.79 | 2143.59 | 2144.18 |
| MW-04 | 4/11/2005 | 2294.09 | 149.77 | 150.62 | 0.85 | 2143.47 | 2144.11 |
| MW-04 | 4/18/2005 | 2294.09 | 149.85 | 150.69 | 0.84 | 2143.40 | 2144.03 |
| MW-04 | 4/25/2005 | 2294.09 | 149.80 | 150.62 | 0.82 | 2143.47 | 2144.09 |
| MW-04 | 5/2/2005 | 2294.09 | 149.85 | 150.59 | 0.74 | 2143.50 | 2144.06 |
| MW-04 | 5/10/2005 | 2294.09 | 149.86 | 150.69 | 0.83 | 2143.40 | 2144.02 |
| MW-04 | 5/16/2005 | 2294.09 | 149.91 | 150.69 | 0.78 | 2143.40 | 2143.99 |
| MW-04 | 5/23/2005 | 2294.09 | 149.98 | 150.94 | 0.96 | 2143.15 | 2143.87 |
| MW-04 | 5/30/2005 | 2294.09 | 150.03 | 150.99 | 0.96 | 2143.10 | 2143.82 |

| Well ID | Measurement Date | Measuring Point Elevation (ft amsl) | Depth to LNAPL (ft btoc) | Depth to Water (ft btoc) | Apparent LNAPL Thickness (ft) | Uncorrected Groundwater Elevation (ft amsl) | Potentiometric Surface Elevation (ft amsl) |
|---|---|---|---|---|---|---|---|
| MW-04 | 6/6/2005 | 2294.09 | 150.10 | 151.00 | 0.90 | 2143.09 | 2143.77 |
| MW-04 | 6/13/2005 | 2294.09 | 150.18 | 151.09 | 0.91 | 2143.00 | 2143.68 |
| MW-04 | 6/20/2005 | 2294.09 | 150.21 | 151.13 | 0.92 | 2142.96 | 2143.65 |
| MW-04 | 6/27/2005 | 2294.09 | 150.29 | 151.19 | 0.90 | 2142.90 | 2143.58 |
| MW-04 | 7/5/2005 | 2294.09 | 150.35 | 151.35 | 1.00 | 2142.74 | 2143.49 |
| MW-04 | 7/11/2005 | 2294.09 | 150.40 | 151.38 | 0.98 | 2142.71 | 2143.45 |
| MW-04 | 7/18/2005 | 2294.09 | 150.53 | 151.41 | 0.88 | 2142.68 | 2143.34 |
| MW-04 | 7/25/2005 | 2294.09 | 150.56 | 151.45 | 0.89 | 2142.64 | 2143.31 |
| MW-04 | 8/1/2005 | 2294.09 | 150.75 | 151.47 | 0.72 | 2142.62 | 2143.16 |
| MW-04 | 8/8/2005 | 2294.09 | 150.82 | 151.53 | 0.71 | 2142.56 | 2143.09 |
| MW-04 | 8/15/2005 | 2294.09 | 150.85 | 151.55 | 0.70 | 2142.54 | 2143.07 |
| MW-04 | 8/22/2005 | 2294.09 | 150.89 | 151.45 | 0.56 | 2142.64 | 2143.06 |
| MW-04 | 8/29/2005 | 2294.09 | 150.77 | 151.15 | 0.38 | 2142.94 | 2143.23 |
| MW-04 | 9/7/2005 | 2294.09 | 150.32 | 150.81 | 0.49 | 2143.28 | 2143.65 |
| MW-04 | 9/12/2005 | 2294.09 | 150.17 | 150.36 | 0.19 | 2143.73 | 2143.87 |
| MW-04 | 9/19/2005 | 2294.09 | 149.95 | 150.06 | 0.11 | 2144.03 | 2144.11 |
| MW-04 | 9/26/2005 | 2294.09 | 149.82 | 150.10 | 0.28 | 2143.99 | 2144.20 |
| MW-04 | 10/3/2005 | 2294.09 | 149.84 | 150.60 | 0.76 | 2143.49 | 2144.06 |
| MW-04 | 10/10/2005 | 2294.09 | 149.97 | 150.55 | 0.58 | 2143.54 | 2143.98 |
| MW-04 | 10/17/2005 | 2294.09 | 150.07 | 150.66 | 0.59 | 2143.43 | 2143.87 |
| MW-04 | 10/24/2005 | 2294.09 | 150.21 | 150.88 | 0.67 | 2143.21 | 2143.71 |
| MW-04 | 10/31/2005 | 2294.09 | 150.20 | 151.13 | 0.93 | 2142.96 | 2143.66 |
| MW-04 | 11/7/2005 | 2294.09 | 150.39 | 151.43 | 1.04 | 2142.66 | 2143.44 |
| MW-04 | 11/14/2005 | 2294.09 | 150.56 | 151.50 | 0.94 | 2142.59 | 2143.30 |
| MW-04 | 11/21/2005 | 2294.09 | 150.71 | 151.52 | 0.81 | 2142.57 | 2143.18 |
| MW-04 | 12/5/2005 | 2294.09 | 150.85 | 151.56 | 0.71 | 2142.53 | 2143.06 |
| MW-04 | 12/12/2005 | 2294.09 | 150.93 | 151.59 | 0.66 | 2142.50 | 2143.00 |
| MW-04 | 12/19/2005 | 2294.09 | 151.03 | 151.56 | 0.53 | 2142.53 | 2142.93 |
| MW-04 | 12/28/2005 | 2294.09 | 151.00 | 151.69 | 0.69 | 2142.40 | 2142.92 |
| MW-04 | 1/9/2006 | 2294.09 | 151.08 | 151.80 | 0.72 | 2142.29 | 2142.83 |
| MW-04 | 1/16/2006 | 2294.09 | 151.16 | 151.75 | 0.59 | 2142.34 | 2142.78 |
| MW-04 | 1/30/2006 | 2294.09 | 151.21 | 151.81 | 0.60 | 2142.28 | 2142.73 |
| MW-04 | 2/13/2006 | 2294.09 | 151.27 | 151.91 | 0.64 | 2142.18 | 2142.66 |
| MW-04 | 2/27/2006 | 2294.09 | 151.34 | 152.02 | 0.68 | 2142.07 | 2142.58 |
| MW-04 | 3/6/2006 | 2294.09 | 151.40 | 151.91 | 0.51 | 2142.18 | 2142.56 |
| MW-04 | 3/13/2006 | 2294.09 | 151.45 | 151.97 | 0.52 | 2142.12 | 2142.51 |
| MW-04 | 3/20/2006 | 2294.09 | 151.45 | 152.04 | 0.59 | 2142.05 | 2142.49 |
| MW-04 | 3/27/2006 | 2294.09 | 151.43 | 152.04 | 0.61 | 2142.05 | 2142.51 |
| MW-04 | 4/3/2006 | 2294.09 | 151.47 | 152.11 | 0.64 | 2141.98 | 2142.46 |
| MW-04 | 4/10/2006 | 2294.09 | 151.52 | 152.15 | 0.63 | 2141.94 | 2142.41 |
| MW-04 | 4/17/2006 | 2294.09 | 151.56 | 152.15 | 0.59 | 2141.94 | 2142.38 |
| MW-04 | 4/24/2006 | 2294.09 | 151.60 | 152.19 | 0.59 | 2141.90 | 2142.34 |
| MW-04 | 5/1/2006 | 2294.09 | 151.65 | 152.25 | 0.60 | 2141.84 | 2142.29 |
| MW-04 | 5/15/2006 | 2294.09 | 151.74 | 152.40 | 0.66 | 2141.69 | 2142.19 |
| MW-04 | 5/22/2006 | 2294.09 | 151.87 | 151.94 | 0.07 | 2142.15 | 2142.20 |
| MW-04 | 5/30/2006 | 2294.09 | 151.97 | 152.10 | 0.13 | 2141.99 | 2142.09 |

| Well ID | Measurement Date | Measuring Point Elevation (ft amsl) | Depth to LNAPL (ft btoc) | Depth to Water (ft btoc) | Apparent LNAPL Thickness (ft) | Uncorrected Groundwater Elevation (ft amsl) | Potentiometric Surface Elevation (ft amsl) |
|---|---|---|---|---|---|---|---|
| MW-04 | 6/5/2006 | 2294.09 | 152.05 | 152.24 | 0.19 | 2141.85 | 2141.99 |
| MW-04 | 6/12/2006 | 2294.09 | 152.16 | 152.22 | 0.06 | 2141.87 | 2141.92 |
| MW-04 | 6/26/2006 | 2294.09 | 152.31 | 152.39 | 0.08 | 2141.70 | 2141.76 |
| MW-04 | 7/10/2006 | 2294.09 | 152.47 | 152.52 | 0.05 | 2141.57 | 2141.61 |
| MW-04 | 8/4/2006 | 2294.09 | 151.90 | 152.40 | 0.50 | 2141.69 | 2142.07 |
| MW-04 | 8/14/2006 | 2294.09 | 152.48 | 153.45 | 0.97 | 2140.64 | 2141.37 |
| MW-04 | 8/23/2006 | 2294.09 | 152.33 | 152.98 | 0.65 | 2141.11 | 2141.60 |
| MW-04 | 9/19/2006 | 2294.09 | 151.17 | 151.31 | 0.14 | 2142.78 | 2142.89 |
| MW-04 | 10/20/2006 | 2294.09 | 150.46 | 150.88 | 0.42 | 2143.21 | 2143.53 |
| MW-04 | 10/30/2006 | 2294.09 | 150.56 | 151.18 | 0.62 | 2142.91 | 2143.38 |
| MW-04 | 11/17/2006 | 2294.09 | 150.88 | 151.57 | 0.69 | 2142.52 | 2143.04 |
| MW-04 | 1/29/2007 | 2294.09 | 151.94 | 152.89 | 0.95 | 2141.20 | 2141.91 |
| MW-04 | 3/1/2007 | 2294.09 | 152.14 | 153.08 | 0.94 | 2141.01 | 2141.72 |
| MW-04 | 3/28/2007 | 2294.09 | 152.28 | 153.46 | 1.18 | 2140.63 | 2141.52 |
| MW-04 | 4/24/2007 | 2294.09 | 152.45 | 153.61 | 1.16 | 2140.48 | 2141.35 |
| MW-04 | 5/28/2007 | 2294.09 | 152.60 | 153.71 | 1.11 | 2140.38 | 2141.21 |
| MW-04 | 6/27/2007 | 2294.09 | 152.89 | 154.16 | 1.27 | 2139.93 | 2140.88 |
| MW-04 | 7/23/2007 | 2294.09 | 153.19 | 154.44 | 1.25 | 2139.65 | 2140.59 |
| MW-04 | 8/25/2007 | 2294.09 | 152.55 | 153.06 | 0.51 | 2141.03 | 2141.41 |
| MW-04 | 9/25/2007 | 2294.09 | 151.98 | 152.94 | 0.96 | 2141.15 | 2141.87 |
| MW-04 | 10/22/2007 | 2294.09 | NP | 152.33 | NP | 2141.76 | 2141.76 |
| MW-04 | 11/28/2007 | 2294.09 | 153.20 | 154.46 | 1.26 | 2139.63 | 2140.58 |
| MW-04 | 12/31/2007 | 2294.09 | 153.52 | 154.40 | 0.88 | 2139.69 | 2140.35 |
| MW-04 | 1/26/2008 | 2294.09 | 153.11 | 153.90 | 0.79 | 2140.19 | 2140.78 |
| MW-04 | 2/29/2008 | 2294.09 | 153.23 | 154.32 | 1.09 | 2139.77 | 2140.59 |
| MW-04 | 3/31/2008 | 2294.09 | 152.83 | 153.65 | 0.82 | 2140.44 | 2141.06 |
| MW-04 | 4/21/2008 | 2294.09 | 152.94 | 154.02 | 1.08 | 2140.07 | 2140.88 |
| MW-04 | 5/23/2008 | 2294.09 | 153.31 | 154.79 | 1.48 | 2139.30 | 2140.41 |
| MW-04 | 6/25/2008 | 2294.09 | 153.67 | 154.62 | 0.95 | 2139.47 | 2140.18 |
| MW-04 | 8/25/2008 | 2294.09 | 152.45 | 152.88 | 0.43 | 2141.21 | 2141.53 |
| MW-04 | 12/23/2008 | 2294.09 | 152.05 | 152.70 | 0.65 | 2141.39 | 2141.88 |
| MW-04 | 2/27/2009 | 2294.09 | 152.27 | 152.83 | 0.56 | 2141.26 | 2141.68 |
| MW-04 | 3/26/2009 | 2294.09 | 152.49 | 153.18 | 0.69 | 2140.91 | 2141.43 |
| MW-04 | 7/20/2009 | 2294.09 | 153.84 | 155.06 | 1.22 | 2139.03 | 2139.95 |
| MW-04 | 9/29/2009 | 2294.09 | 154.27 | 155.40 | 1.13 | 2138.69 | 2139.54 |
| MW-04 | 11/25/2009 | 2294.09 | 154.89 | 155.58 | 0.69 | 2138.51 | 2139.03 |
| MW-04 | 2/26/2010 | 2294.09 | 155.11 | 155.41 | 0.30 | 2138.68 | 2138.91 |
| MW-04 | 3/22/2010 | 2294.09 | 154.43 | 154.48 | 0.05 | 2139.61 | 2139.65 |
| MW-04 | 4/12/2010 | 2294.09 | 154.37 | 154.38 | 0.01 | 2139.71 | 2139.72 |
| MW-04 | 5/27/2010 | 2294.09 | 154.76 | 155.03 | 0.27 | 2139.06 | 2139.26 |
| MW-04 | 6/22/2010 | 2294.09 | 155.05 | 155.46 | 0.41 | 2138.63 | 2138.94 |
| MW-04 | 8/26/2010 | 2294.09 | NP | 155.28 | NP | 2138.81 | 2138.81 |
| MW-04 | 9/22/2010 | 2294.09 | NP | 155.04 | NP | 2139.05 | 2139.05 |
| MW-04 | 10/18/2010 | 2294.09 | NP | 154.81 | NP | 2139.28 | 2139.28 |
| MW-04 | 11/30/2010 | 2294.09 | NP | 155.41 | NP | 2138.68 | 2138.68 |
| MW-04 | 12/21/2010 | 2294.09 | NP | 155.49 | NP | 2138.60 | 2138.60 |

| Well ID | Measurement Date | Measuring Point Elevation (ft amsl) | Depth to LNAPL (ft btoc) | Depth to Water (ft btoc) | Apparent LNAPL Thickness (ft) | Uncorrected Groundwater Elevation (ft amsl) | Potentiometric Surface Elevation (ft amsl) |
|---|---|---|---|---|---|---|---|
| MW-04 | 3/25/2011 | 2294.09 | NP | 154.89 | NP | 2139.20 | 2139.20 |
| MW-04 | 4/11/2011 | 2294.09 | NP | 155.04 | NP | 2139.05 | 2139.05 |
| MW-04 | 5/9/2011 | 2294.09 | NP | 155.00 | NP | 2139.09 | 2139.09 |
| MW-04 | 6/29/2011 | 2294.09 | 155.85 | 156.20 | 0.35 | 2137.89 | 2138.15 |
| MW-04 | 7/11/2011 | 2294.09 | 156.03 | 156.04 | 0.01 | 2138.05 | 2138.06 |
| MW-04 | 9/28/2011 | 2294.09 | 156.52 | 156.53 | 0.01 | 2137.56 | 2137.57 |
| MW-04 | 11/16/2011 | 2294.09 | NP | 157.87 | NP | 2136.22 | 2136.22 |
| MW-04 | 1/16/2012 | 2294.09 | NP | 155.95 | NP | 2138.14 | 2138.14 |
| MW-04 | 2/28/2012 | 2294.09 | NP | 155.65 | NP | 2138.44 | 2138.44 |
| MW-04 | 5/30/2012 | 2294.09 | NP | 156.81 | NP | 2137.28 | 2137.28 |
| MW-04 | 6/29/2012 | 2294.09 | 157.07 | 157.23 | 0.16 | 2136.86 | 2136.98 |
| MW-04 | 7/9/2012 | 2294.09 | 157.10 | 157.28 | 0.18 | 2136.81 | 2136.95 |
| MW-04 | 8/29/2012 | 2294.09 | NP | 156.78 | NP | 2137.31 | 2137.31 |
| MW-04 | 9/25/2012 | 2294.09 | NP | 156.38 | NP | 2137.71 | 2137.71 |
| MW-04 | 10/22/2012 | 2294.09 | NP | 156.54 | NP | 2137.55 | 2137.55 |
| MW-04 | 11/15/2012 | 2294.09 | NP | 156.90 | NP | 2137.19 | 2137.19 |
| MW-04 | 12/13/2012 | 2294.09 | NP | 157.25 | NP | 2136.84 | 2136.84 |
| MW-04 | 1/21/2013 | 2294.09 | NP | 157.33 | NP | 2136.76 | 2136.76 |
| MW-04 | 2/13/2013 | 2294.09 | NP | 157.36 | NP | 2136.73 | 2136.73 |
| MW-04 | 3/21/2013 | 2294.09 | NP | 157.43 | NP | 2136.66 | 2136.66 |
| MW-04 | 4/15/2013 | 2294.09 | NP | 157.58 | NP | 2136.51 | 2136.51 |
| MW-04 | 5/23/2013 | 2294.09 | NP | 157.75 | NP | 2136.34 | 2136.34 |
| MW-04 | 6/26/2013 | 2294.09 | NP | 158.08 | NP | 2136.01 | 2136.01 |
| MW-04 | 7/8/2013 | 2294.09 | NP | 158.15 | NP | 2135.94 | 2135.94 |
| MW-04 | 8/8/2013 | 2294.09 | NP | 158.35 | NP | 2135.74 | 2135.74 |
| MW-04 | 9/5/2013 | 2294.09 | NP | 158.24 | NP | 2135.85 | 2135.85 |
| MW-04 | 10/3/2013 | 2294.09 | NP | 158.37 | NP | 2135.72 | 2135.72 |
| MW-04 | 11/27/2013 | 2295.26 | NP | 158.58 | NP | 2136.68 | 2136.68 |
| MW-04 | 12/31/2013 | 2295.26 | NP | 160.68 | NP | 2134.58 | 2134.58 |
| MW-04 | 1/10/2014 | 2295.26 | NP | 160.88 | NP | 2134.38 | 2134.38 |
| MW-04 | 2/18/2014 | 2295.26 | NP | 160.99 | NP | 2134.27 | 2134.27 |
| MW-04 | 3/12/2014 | 2295.26 | NP | 161.03 | NP | 2134.23 | 2134.23 |
| MW-04 | 4/17/2014 | 2295.26 | NP | 161.21 | NP | 2134.05 | 2134.05 |
| MW-04 | 5/22/2014 | 2295.26 | NP | 161.49 | NP | 2133.77 | 2133.77 |
| MW-04 | 6/20/2014 | 2295.26 | NP | 161.80 | NP | 2133.46 | 2133.46 |
| MW-04 | 7/15/2014 | 2295.26 | NP | 162.40 | NP | 2132.86 | 2132.86 |
| MW-04 | 8/14/2014 | 2295.26 | NP | 162.42 | NP | 2132.84 | 2132.84 |
| MW-04 | 9/9/2014 | 2295.26 | NP | 162.25 | NP | 2133.01 | 2133.01 |
| MW-04 | 10/1/2014 | 2295.26 | NP | 161.50 | NP | 2133.76 | 2133.76 |
| MW-04 | 11/18/2014 | 2295.26 | NP | 161.23 | NP | 2134.03 | 2134.03 |
| MW-04 | 12/16/2014 | 2295.26 | NP | 161.31 | NP | 2133.95 | 2133.95 |
| MW-04 | 1/19/2015 | 2295.26 | NP | 161.06 | NP | 2134.20 | 2134.20 |
| MW-04 | 2/19/2015 | 2295.26 | NP | 160.86 | NP | 2134.40 | 2134.40 |
| MW-04 | 3/26/2015 | 2295.26 | NP | 160.54 | NP | 2134.72 | 2134.72 |
| MW-04 | 4/16/2015 | 2295.26 | NP | 160.42 | NP | 2134.84 | 2134.84 |
| MW-04 | 5/19/2015 | 2295.26 | NP | 160.69 | NP | 2134.57 | 2134.57 |

| Well ID | Measurement Date | Measuring Point Elevation (ft amsl) | Depth to LNAPL (ft btoc) | Depth to Water (ft btoc) | Apparent LNAPL Thickness (ft) | Uncorrected Groundwater Elevation (ft amsl) | Potentiometric Surface Elevation (ft amsl) |
|---|---|---|---|---|---|---|---|
| MW-04 | 6/22/2015 | 2295.26 | NP | 161.27 | NP | 2133.99 | 2133.99 |
| MW-04 | 1/5/2016 | 2295.26 | NP | 159.82 | NP | 2135.44 | 2135.44 |
| MW-04 | 2/10/2016 | 2295.26 | NP | 159.45 | NP | 2135.81 | 2135.81 |
| MW-04 | 3/2/2016 | 2295.26 | NP | 159.28 | NP | 2135.98 | 2135.98 |
| MW-04 | 4/5/2016 | 2295.26 | NP | 158.15 | NP | 2137.11 | 2137.11 |
| MW-04 | 5/10/2016 | 2295.26 | NP | 158.97 | NP | 2136.29 | 2136.29 |
| MW-04 | 6/27/2016 | 2295.26 | NP | 159.27 | NP | 2135.99 | 2135.99 |
| MW-04 | 7/29/2016 | 2295.26 | NP | 158.57 | NP | 2136.69 | 2136.69 |
| MW-04 | 8/31/2016 | 2295.26 | NP | 158.49 | NP | 2136.77 | 2136.77 |
| MW-04 | 9/30/2016 | 2295.26 | NP | 158.01 | NP | 2137.25 | 2137.25 |
| MW-04 | 10/14/2016 | 2295.26 | NP | 158.03 | NP | 2137.23 | 2137.23 |
| MW-04 | 11/21/2016 | 2295.26 | NP | 158.10 | NP | 2137.16 | 2137.16 |
| MW-04 | 12/27/2016 | 2295.26 | NP | 158.00 | NP | 2137.26 | 2137.26 |
| MW-04 | 1/26/2017 | 2295.26 | NP | 157.98 | NP | 2137.28 | 2137.28 |
| MW-04 | 2/28/2017 | 2295.26 | NP | 157.41 | NP | 2137.85 | 2137.85 |
| MW-04 | 3/31/2017 | 2295.26 | NP | 157.37 | NP | 2137.89 | 2137.89 |
| MW-04 | 4/21/2017 | 2295.26 | NP | 157.14 | NP | 2138.12 | 2138.12 |
| MW-04 | 5/16/2017 | 2295.26 | NP | 157.20 | NP | 2138.06 | 2138.06 |
| MW-04 | 6/13/2017 | 2295.26 | NP | 157.32 | NP | 2137.94 | 2137.94 |
| MW-04 | 7/14/2017 | 2295.26 | NP | 157.55 | NP | 2137.71 | 2137.71 |
| MW-04 | 8/17/2017 | 2295.26 | NP | 155.87 | NP | 2139.39 | 2139.39 |
| MW-04 | 9/20/2017 | 2295.26 | NP | 154.95 | NP | 2140.31 | 2140.31 |
| MW-04 | 10/26/2017 | 2295.26 | NP | 155.29 | NP | 2139.97 | 2139.97 |
| MW-04 | 11/30/2017 | 2295.26 | NP | 155.23 | NP | 2140.03 | 2140.03 |
| MW-04 | 12/12/2017 | 2295.26 | NP | 155.20 | NP | 2140.06 | 2140.06 |
| MW-04 | 1/31/2018 | 2295.26 | NP | 155.22 | NP | 2140.04 | 2140.04 |
| MW-04 | 2/21/2018 | 2295.26 | NP | 155.02 | NP | 2140.24 | 2140.24 |
| MW-04 | 3/26/2018 | 2295.26 | NP | 154.84 | NP | 2140.42 | 2140.42 |
| MW-04 | 4/10/2018 | 2295.26 | NP | 158.05 | NP | 2137.21 | 2137.21 |
| MW-04 | 5/23/2018 | 2295.26 | NP | 154.82 | NP | 2140.44 | 2140.44 |
| MW-04 | 6/27/2018 | 2295.26 | NP | 153.73 | NP | 2141.53 | 2141.53 |
| MW-04 | 7/16/2018 | 2295.26 | NP | 154.69 | NP | 2140.57 | 2140.57 |
| MW-04 | 8/23/2018 | 2295.26 | NP | 154.73 | NP | 2140.53 | 2140.53 |
| MW-04 | 9/27/2018 | 2295.26 | NP | 153.86 | NP | 2141.40 | 2141.40 |
| MW-04 | 10/22/2018 | 2295.26 | NP | 153.41 | NP | 2141.85 | 2141.85 |
| MW-04 | 11/28/2018 | 2295.26 | NP | 152.46 | NP | 2142.80 | 2142.80 |
| MW-04 | 12/27/2018 | 2295.26 | NP | 152.34 | NP | 2142.92 | 2142.92 |
| MW-04 | 1/16/2019 | 2295.26 | NP | 152.41 | NP | 2142.85 | 2142.85 |
| MW-04 | 2/26/2019 | 2295.26 | NP | 151.84 | NP | 2143.42 | 2143.42 |
| MW-04 | 3/27/2019 | 2295.26 | NP | 151.46 | NP | 2143.80 | 2143.80 |
| MW-04 | 4/9/2019 | 2295.26 | NP | 151.05 | NP | 2144.21 | 2144.21 |
| MW-04 | 5/8/2019 | 2295.26 | NP | 151.00 | NP | 2144.26 | 2144.26 |
| MW-04 | 6/20/2019 | 2295.26 | NP | 151.15 | NP | 2144.11 | 2144.11 |
| MW-04 | 7/25/2019 | 2295.26 | NP | 151.12 | NP | 2144.14 | 2144.14 |
| MW-04 | 8/18/2019 | 2295.26 | NP | 151.29 | NP | 2143.97 | 2143.97 |
| MW-04 | 9/24/2019 | 2295.26 | NP | 151.37 | NP | 2143.89 | 2143.89 |

| Well ID | Measurement Date | Measuring Point Elevation (ft amsl) | Depth to LNAPL (ft btoc) | Depth to Water (ft btoc) | Apparent LNAPL Thickness (ft) | Uncorrected Groundwater Elevation (ft amsl) | Potentiometric Surface Elevation (ft amsl) |
|---|---|---|---|---|---|---|---|
| MW-04 | 10/17/2019 | 2295.26 | NP | 151.65 | NP | 2143.61 | 2143.61 |
| MW-04 | 11/27/2019 | 2295.26 | NP | 151.61 | NP | 2143.65 | 2143.65 |
| MW-04 | 12/17/2019 | 2295.26 | NP | 151.54 | NP | 2143.72 | 2143.72 |
| MW-04 | 1/24/2020 | 2295.26 | NP | 150.90 | NP | 2144.36 | 2144.36 |
| MW-04 | 2/16/2020 | 2295.26 | NP | 150.56 | NP | 2144.70 | 2144.70 |
| MW-04 | 3/10/2020 | 2295.26 | NP | 150.60 | NP | 2144.66 | 2144.66 |
| MW-04 | 4/2/2020 | 2295.26 | NP | 150.79 | NP | 2144.47 | 2144.47 |
| MW-04 | 5/18/2020 | 2295.26 | NP | 150.97 | NP | 2144.29 | 2144.29 |
| MW-04 | 6/25/2020 | 2295.26 | NP | 151.35 | NP | 2143.91 | 2143.91 |
| MW-04 | 7/7/2020 | 2295.26 | NP | 151.59 | NP | 2143.67 | 2143.67 |
| MW-04 | 8/31/2020 | 2295.26 | NP | 152.50 | NP | 2142.76 | 2142.76 |
| MW-04 | 9/16/2020 | 2295.26 | NP | 152.81 | NP | 2142.45 | 2142.45 |
| MW-04 | 10/30/2020 | 2295.26 | NP | 153.99 | NP | 2141.27 | 2141.27 |
| MW-04 | 11/30/2020 | 2295.26 | NP | 155.12 | NP | 2140.14 | 2140.14 |
| MW-04 | 12/31/2020 | 2295.26 | NP | 155.40 | NP | 2139.86 | 2139.86 |
| MW-04 | 1/20/2021 | 2295.26 | NP | 155.96 | NP | 2139.30 | 2139.30 |
| MW-04 | 3/1/2021 | 2295.26 | NP | 156.81 | NP | 2138.45 | 2138.45 |
| MW-04 | 3/27/2021 | 2295.26 | NP | 157.18 | NP | 2138.08 | 2138.08 |
| MW-04 | 4/9/2021 | 2295.26 | NP | 157.25 | NP | 2138.01 | 2138.01 |
| MW-04 | 5/25/2021 | 2295.26 | NP | 157.95 | NP | 2137.31 | 2137.31 |
| MW-04 | 6/15/2021 | 2295.26 | NP | 158.16 | NP | 2137.10 | 2137.10 |
| MW-04 | 7/8/2021 | 2295.26 | NP | 158.67 | NP | 2136.59 | 2136.59 |
| MW-04 | 8/30/2021 | 2295.26 | NP | 157.44 | NP | 2137.82 | 2137.82 |
| MW-04 | 9/28/2021 | 2295.26 | NP | 156.16 | NP | 2139.10 | 2139.10 |
| MW-04 | 10/18/2021 | 2295.26 | NP | 156.29 | NP | 2138.97 | 2138.97 |
| MW-04 | 11/24/2021 | 2295.26 | NP | 156.88 | NP | 2138.38 | 2138.38 |
| MW-04 | 12/21/2021 | 2295.26 | NP | 157.08 | NP | 2138.18 | 2138.18 |
| MW-04 | 1/26/2022 | 2295.26 | NP | 157.30 | NP | 2137.96 | 2137.96 |
| MW-04 | 2/21/2022 | 2295.26 | NP | 157.50 | NP | 2137.76 | 2137.76 |
| MW-04 | 3/16/2022 | 2295.26 | NP | 157.66 | NP | 2137.60 | 2137.60 |
| MW-04 | 4/6/2022 | 2295.26 | NP | 157.84 | NP | 2137.42 | 2137.42 |
| MW-04 | 5/2/2022 | 2295.26 | NP | 158.17 | NP | 2137.09 | 2137.09 |
| MW-04 | 6/17/2022 | 2295.26 | NP | 158.52 | NP | 2136.74 | 2136.74 |
| MW-04 | 7/15/2022 | 2295.26 | NP | 158.64 | NP | 2136.62 | 2136.62 |
| MW-04 | 8/17/2022 | 2295.26 | NP | 158.99 | NP | 2136.27 | 2136.27 |
| MW-04 | 9/8/2022 | 2295.26 | NP | 158.74 | NP | 2136.52 | 2136.52 |
| MW-04 | 10/13/2022 | 2295.26 | NP | 158.12 | NP | 2137.14 | 2137.14 |
| MW-04 | 11/2/2022 | 2295.26 | NP | 157.11 | NP | 2138.15 | 2138.15 |
| MW-04 | 12/12/2022 | 2295.26 | NP | 157.52 | NP | 2137.74 | 2137.74 |
| MW-04 | 1/10/2023 | 2295.26 | NP | 157.60 | NP | 2137.66 | 2137.66 |
| MW-04 | 2/27/2023 | 2295.26 | NP | 157.29 | NP | 2137.97 | 2137.97 |
| MW-04 | 3/27/2023 | 2295.26 | NP | 157.28 | NP | 2137.98 | 2137.98 |
| MW-04 | 4/25/2023 | 2295.26 | NP | 156.75 | NP | 2138.51 | 2138.51 |
| MW-04 | 5/30/2023 | 2295.26 | NP | 156.60 | NP | 2138.66 | 2138.66 |
| MW-04 | 6/6/2023 | 2295.26 | NP | 155.70 | NP | 2139.56 | 2139.56 |
| MW-04 | 8/15/2023 | 2295.26 | NP | 156.39 | NP | 2138.87 | 2138.87 |

| Well ID | Measurement Date | Measuring Point Elevation (ft amsl) | Depth to LNAPL (ft btoc) | Depth to Water (ft btoc) | Apparent LNAPL Thickness (ft) | Uncorrected Groundwater Elevation (ft amsl) | Potentiometric Surface Elevation (ft amsl) |
|---|---|---|---|---|---|---|---|
| MW-04 | 9/20/2023 | 2295.26 | NP | 156.34 | NP | 2138.92 | 2138.92 |
| MW-04 | 10/31/2023 | 2295.26 | NP | 156.30 | NP | 2138.96 | 2138.96 |
| MW-04 | 11/14/2023 | 2295.26 | NP | 156.11 | NP | 2139.15 | 2139.15 |
| MW-04 | 12/21/2023 | 2295.26 | NP | 156.48 | NP | 2138.78 | 2138.78 |
| MW-04 | 2/28/2024 | 2295.26 | NP | 155.05 | NP | 2140.21 | 2140.21 |
| MW-04 | 3/28/2024 | 2295.26 | NP | 154.50 | NP | 2140.76 | 2140.76 |
| MW-04 | 4/30/2024 | 2295.26 | NP | 153.64 | NP | 2141.62 | 2141.62 |
| MW-04 | 5/23/2024 | 2295.26 | NP | 3:50 | NP | 2142.10 | 2142.10 |
| MW-04 | 6/26/2024 | 2295.26 | NP | 153.08 | NP | 2142.18 | 2142.18 |
| MW-05 | 10/27/2003 | 2294.61 | 144.90 | 148.91 | 4.01 | 2145.70 | 2148.71 |
| MW-05 | 10/28/2003 | 2294.61 | 144.96 | 148.93 | 3.97 | 2145.68 | 2148.66 |
| MW-05 | 10/29/2003 | 2294.61 | 144.98 | 148.88 | 3.90 | 2145.73 | 2148.66 |
| MW-05 | 10/30/2003 | 2294.61 | 144.93 | 148.43 | 3.50 | 2146.18 | 2148.81 |
| MW-05 | 10/31/2003 | 2294.61 | 144.25 | 148.19 | 3.94 | 2146.42 | 2149.38 |
| MW-05 | 11/3/2003 | 2294.61 | 144.32 | 148.10 | 3.78 | 2146.51 | 2149.35 |
| MW-05 | 11/4/2003 | 2294.61 | 144.30 | 148.02 | 3.72 | 2146.59 | 2149.38 |
| MW-05 | 11/24/2003 | 2294.61 | 144.49 | 148.03 | 3.54 | 2146.58 | 2149.24 |
| MW-05 | 11/26/2003 | 2294.61 | 146.31 | 149.81 | 3.50 | 2144.80 | 2147.43 |
| MW-05 | 12/1/2003 | 2294.61 | 144.54 | 148.00 | 3.46 | 2146.61 | 2149.21 |
| MW-05 | 1/26/2004 | 2294.61 | 146.86 | 147.11 | 0.25 | 2147.50 | 2147.69 |
| MW-05 | 2/5/2004 | 2294.61 | 146.86 | 147.11 | 0.25 | 2147.50 | 2147.69 |
| MW-05 | 3/29/2004 | 2294.61 | 146.65 | 148.45 | 1.80 | 2146.16 | 2147.51 |
| MW-05 | 4/5/2004 | 2294.61 | 146.66 | 148.40 | 1.74 | 2146.21 | 2147.52 |
| MW-05 | 4/12/2004 | 2294.61 | 146.75 | 148.39 | 1.64 | 2146.22 | 2147.45 |
| MW-05 | 4/19/2004 | 2294.61 | 146.75 | 148.42 | 1.67 | 2146.19 | 2147.44 |
| MW-05 | 4/26/2004 | 2294.61 | 146.78 | 148.39 | 1.61 | 2146.22 | 2147.43 |
| MW-05 | 5/3/2004 | 2294.61 | 146.76 | 148.37 | 1.61 | 2146.24 | 2147.45 |
| MW-05 | 5/10/2004 | 2294.61 | 146.81 | 148.42 | 1.61 | 2146.19 | 2147.40 |
| MW-05 | 5/17/2004 | 2294.61 | 146.87 | 148.46 | 1.59 | 2146.15 | 2147.34 |
| MW-05 | 5/24/2004 | 2294.61 | 146.91 | 148.55 | 1.64 | 2146.06 | 2147.29 |
| MW-05 | 5/31/2004 | 2294.61 | 146.92 | 148.55 | 1.63 | 2146.06 | 2147.28 |
| MW-05 | 6/7/2004 | 2294.61 | 147.18 | 148.11 | 0.93 | 2146.50 | 2147.20 |
| MW-05 | 6/14/2004 | 2294.61 | 147.10 | 148.75 | 1.65 | 2145.86 | 2147.10 |
| MW-05 | 6/21/2004 | 2294.61 | 147.21 | 148.85 | 1.64 | 2145.76 | 2146.99 |
| MW-05 | 6/28/2004 | 2294.61 | 147.35 | 149.01 | 1.66 | 2145.60 | 2146.85 |
| MW-05 | 7/6/2004 | 2294.61 | 147.37 | 149.37 | 2.00 | 2145.24 | 2146.74 |
| MW-05 | 7/12/2004 | 2294.61 | 147.50 | 149.34 | 1.84 | 2145.27 | 2146.65 |
| MW-05 | 7/19/2004 | 2294.61 | 147.63 | 149.45 | 1.82 | 2145.16 | 2146.53 |
| MW-05 | 7/26/2004 | 2294.61 | 147.75 | 149.56 | 1.81 | 2145.05 | 2146.41 |
| MW-05 | 8/2/2004 | 2294.61 | 147.88 | 149.66 | 1.78 | 2144.95 | 2146.29 |
| MW-05 | 8/9/2004 | 2294.61 | 148.00 | 149.72 | 1.72 | 2144.89 | 2146.18 |
| MW-05 | 8/16/2004 | 2294.61 | 148.15 | 149.81 | 1.66 | 2144.80 | 2146.05 |
| MW-05 | 8/23/2004 | 2294.61 | 148.24 | 149.90 | 1.66 | 2144.71 | 2145.96 |
| MW-05 | 8/30/2004 | 2294.61 | 148.38 | 149.99 | 1.61 | 2144.62 | 2145.83 |
| MW-05 | 9/8/2004 | 2294.61 | 148.51 | 150.20 | 1.69 | 2144.41 | 2145.68 |
| MW-05 | 9/13/2004 | 2294.61 | 148.68 | 149.91 | 1.23 | 2144.70 | 2145.62 |

| Well ID | Measurement Date | Measuring Point Elevation (ft amsl) | Depth to LNAPL (ft btoc) | Depth to Water (ft btoc) | Apparent LNAPL Thickness (ft) | Uncorrected Groundwater Elevation (ft amsl) | Potentiometric Surface Elevation (ft amsl) |
|---|---|---|---|---|---|---|---|
| MW-05 | 9/20/2004 | 2294.61 | 148.84 | 149.86 | 1.02 | 2144.75 | 2145.52 |
| MW-05 | 9/27/2004 | 2294.61 | 148.95 | 149.94 | 0.99 | 2144.67 | 2145.41 |
| MW-05 | 10/4/2004 | 2294.61 | 149.04 | 149.91 | 0.87 | 2144.70 | 2145.35 |
| MW-05 | 10/11/2004 | 2294.61 | 149.15 | 149.92 | 0.77 | 2144.69 | 2145.27 |
| MW-05 | 10/18/2004 | 2294.61 | 149.20 | 149.93 | 0.73 | 2144.68 | 2145.23 |
| MW-05 | 10/25/2004 | 2294.61 | 149.27 | 150.06 | 0.79 | 2144.55 | 2145.14 |
| MW-05 | 11/1/2004 | 2294.61 | 149.38 | 150.05 | 0.67 | 2144.56 | 2145.06 |
| MW-05 | 11/8/2004 | 2294.61 | 149.51 | 150.00 | 0.49 | 2144.61 | 2144.98 |
| MW-05 | 11/15/2004 | 2294.61 | 149.57 | 150.16 | 0.59 | 2144.45 | 2144.89 |
| MW-05 | 11/30/2004 | 2294.61 | 149.60 | 150.64 | 1.04 | 2143.97 | 2144.75 |
| MW-05 | 12/6/2004 | 2294.61 | 149.78 | 150.54 | 0.76 | 2144.07 | 2144.64 |
| MW-05 | 12/13/2004 | 2294.61 | 149.89 | 150.45 | 0.56 | 2144.16 | 2144.58 |
| MW-05 | 12/20/2004 | 2294.61 | 149.94 | 150.46 | 0.52 | 2144.15 | 2144.54 |
| MW-05 | 1/4/2005 | 2294.61 | 149.90 | 150.97 | 1.07 | 2143.64 | 2144.44 |
| MW-05 | 1/10/2005 | 2294.61 | 149.98 | 150.90 | 0.92 | 2143.71 | 2144.40 |
| MW-05 | 1/17/2005 | 2294.61 | 150.13 | 150.59 | 0.46 | 2144.02 | 2144.37 |
| MW-05 | 1/24/2005 | 2294.61 | 150.23 | 150.66 | 0.43 | 2143.95 | 2144.27 |
| MW-05 | 1/31/2005 | 2294.61 | 150.15 | 150.57 | 0.42 | 2144.04 | 2144.36 |
| MW-05 | 2/7/2005 | 2294.61 | 150.21 | 150.78 | 0.57 | 2143.83 | 2144.26 |
| MW-05 | 2/14/2005 | 2294.61 | 150.15 | 150.93 | 0.78 | 2143.68 | 2144.27 |
| MW-05 | 2/21/2005 | 2294.61 | 150.16 | 150.98 | 0.82 | 2143.63 | 2144.25 |
| MW-05 | 2/28/2005 | 2294.61 | 150.09 | 150.98 | 0.89 | 2143.63 | 2144.30 |
| MW-05 | 3/7/2005 | 2294.61 | 150.03 | 150.90 | 0.87 | 2143.71 | 2144.36 |
| MW-05 | 3/14/2005 | 2294.61 | 149.97 | 150.79 | 0.82 | 2143.82 | 2144.44 |
| MW-05 | 3/21/2005 | 2294.61 | 149.88 | 150.73 | 0.85 | 2143.88 | 2144.52 |
| MW-05 | 3/27/2005 | 2294.61 | 149.79 | 150.79 | 1.00 | 2143.82 | 2144.57 |
| MW-05 | 4/4/2005 | 2294.61 | 150.34 | 151.45 | 1.11 | 2143.16 | 2143.99 |
| MW-05 | 4/11/2005 | 2294.61 | 150.34 | 151.75 | 1.41 | 2142.86 | 2143.92 |
| MW-05 | 4/18/2005 | 2294.61 | 149.88 | 151.06 | 1.18 | 2143.55 | 2144.44 |
| MW-05 | 4/25/2005 | 2294.61 | 149.89 | 150.81 | 0.92 | 2143.80 | 2144.49 |
| MW-05 | 5/2/2005 | 2294.61 | 149.87 | 150.98 | 1.11 | 2143.63 | 2144.46 |
| MW-05 | 5/10/2005 | 2294.61 | 149.92 | 151.06 | 1.14 | 2143.55 | 2144.41 |
| MW-05 | 5/16/2005 | 2294.61 | 149.99 | 151.10 | 1.11 | 2143.51 | 2144.34 |
| MW-05 | 5/23/2005 | 2294.61 | 150.10 | 151.11 | 1.01 | 2143.50 | 2144.26 |
| MW-05 | 5/30/2005 | 2294.61 | 150.19 | 151.17 | 0.98 | 2143.44 | 2144.18 |
| MW-05 | 6/6/2005 | 2294.61 | 150.26 | 151.25 | 0.99 | 2143.36 | 2144.10 |
| MW-05 | 6/13/2005 | 2294.61 | 150.35 | 151.21 | 0.86 | 2143.40 | 2144.05 |
| MW-05 | 6/20/2005 | 2294.61 | 151.01 | 151.65 | 0.64 | 2142.96 | 2143.44 |
| MW-05 | 6/27/2005 | 2294.61 | 150.56 | 151.08 | 0.52 | 2143.53 | 2143.92 |
| MW-05 | 7/5/2005 | 2294.61 | 150.59 | 151.24 | 0.65 | 2143.37 | 2143.86 |
| MW-05 | 7/11/2005 | 2294.61 | 150.67 | 151.31 | 0.64 | 2143.30 | 2143.78 |
| MW-05 | 7/18/2005 | 2294.61 | 150.81 | 151.29 | 0.48 | 2143.32 | 2143.68 |
| MW-05 | 7/25/2005 | 2294.61 | 151.43 | 151.99 | 0.56 | 2142.62 | 2143.04 |
| MW-05 | 8/1/2005 | 2294.61 | 151.47 | 152.11 | 0.64 | 2142.50 | 2142.98 |
| MW-05 | 8/8/2005 | 2294.61 | 151.49 | 152.21 | 0.72 | 2142.40 | 2142.94 |
| MW-05 | 8/15/2005 | 2294.61 | 151.49 | 152.44 | 0.95 | 2142.17 | 2142.88 |

| Well ID | Measurement Date | Measuring Point Elevation (ft amsl) | Depth to LNAPL (ft btoc) | Depth to Water (ft btoc) | Apparent LNAPL Thickness (ft) | Uncorrected Groundwater Elevation (ft amsl) | Potentiometric Surface Elevation (ft amsl) |
|---|---|---|---|---|---|---|---|
| MW-05 | 8/22/2005 | 2294.61 | 151.47 | 152.51 | 1.04 | 2142.10 | 2142.88 |
| MW-05 | 8/29/2005 | 2294.61 | 151.33 | 152.32 | 0.99 | 2142.29 | 2143.03 |
| MW-05 | 9/7/2005 | 2294.61 | 151.09 | 151.49 | 0.40 | 2143.12 | 2143.42 |
| MW-05 | 9/12/2005 | 2294.61 | 150.30 | 150.55 | 0.25 | 2144.06 | 2144.25 |
| MW-05 | 9/19/2005 | 2294.61 | 150.02 | 150.29 | 0.27 | 2144.32 | 2144.52 |
| MW-05 | 9/26/2005 | 2294.61 | 149.95 | 150.18 | 0.23 | 2144.43 | 2144.60 |
| MW-05 | 10/3/2005 | 2294.61 | 149.99 | 150.04 | 0.05 | 2144.57 | 2144.61 |
| MW-05 | 10/10/2005 | 2294.61 | 150.10 | 150.64 | 0.54 | 2143.97 | 2144.38 |
| MW-05 | 10/17/2005 | 2294.61 | 150.25 | 150.65 | 0.40 | 2143.96 | 2144.26 |
| MW-05 | 10/24/2005 | 2294.61 | 150.43 | 150.85 | 0.42 | 2143.76 | 2144.08 |
| MW-05 | 10/31/2005 | 2294.61 | 150.57 | 150.92 | 0.35 | 2143.69 | 2143.95 |
| MW-05 | 11/7/2005 | 2294.61 | 150.72 | 151.05 | 0.33 | 2143.56 | 2143.81 |
| MW-05 | 11/14/2005 | 2294.61 | 150.86 | 151.13 | 0.27 | 2143.48 | 2143.68 |
| MW-05 | 11/21/2005 | 2294.61 | 150.89 | 151.52 | 0.63 | 2143.09 | 2143.56 |
| MW-05 | 12/5/2005 | 2294.61 | 150.89 | 152.00 | 1.11 | 2142.61 | 2143.44 |
| MW-05 | 12/12/2005 | 2294.61 | 150.90 | 152.14 | 1.24 | 2142.47 | 2143.40 |
| MW-05 | 12/19/2005 | 2294.61 | 150.95 | 152.24 | 1.29 | 2142.37 | 2143.34 |
| MW-05 | 12/28/2005 | 2294.61 | 151.54 | 152.87 | 1.33 | 2141.74 | 2142.74 |
| MW-05 | 1/9/2006 | 2294.61 | 151.63 | 152.91 | 1.28 | 2141.70 | 2142.66 |
| MW-05 | 1/16/2006 | 2294.61 | 151.70 | 152.80 | 1.10 | 2141.81 | 2142.64 |
| MW-05 | 1/30/2006 | 2294.61 | 151.75 | 152.95 | 1.20 | 2141.66 | 2142.56 |
| MW-05 | 2/13/2006 | 2294.61 | 151.80 | 152.99 | 1.19 | 2141.62 | 2142.51 |
| MW-05 | 2/27/2006 | 2294.61 | 151.88 | 153.03 | 1.15 | 2141.58 | 2142.44 |
| MW-05 | 3/6/2006 | 2294.61 | 151.98 | 152.86 | 0.88 | 2141.75 | 2142.41 |
| MW-05 | 3/13/2006 | 2294.61 | 152.05 | 152.80 | 0.75 | 2141.81 | 2142.37 |
| MW-05 | 3/20/2006 | 2294.61 | 152.09 | 152.81 | 0.72 | 2141.80 | 2142.34 |
| MW-05 | 3/27/2006 | 2294.61 | 152.10 | 152.81 | 0.71 | 2141.80 | 2142.33 |
| MW-05 | 4/3/2006 | 2294.61 | 152.11 | 152.95 | 0.84 | 2141.66 | 2142.29 |
| MW-05 | 4/10/2006 | 2294.61 | 152.14 | 153.07 | 0.93 | 2141.54 | 2142.24 |
| MW-05 | 4/17/2006 | 2294.61 | 152.21 | 153.12 | 0.91 | 2141.49 | 2142.17 |
| MW-05 | 4/24/2006 | 2294.61 | 152.33 | 152.86 | 0.53 | 2141.75 | 2142.15 |
| MW-05 | 5/1/2006 | 2294.61 | 152.46 | 152.58 | 0.12 | 2142.03 | 2142.12 |
| MW-05 | 5/15/2006 | 2294.61 | 152.29 | 153.21 | 0.92 | 2141.40 | 2142.09 |
| MW-05 | 5/22/2006 | 2294.61 | 152.34 | 153.11 | 0.77 | 2141.50 | 2142.08 |
| MW-05 | 5/30/2006 | 2294.61 | 152.45 | 153.42 | 0.97 | 2141.19 | 2141.92 |
| MW-05 | 6/5/2006 | 2294.61 | 152.59 | 153.41 | 0.82 | 2141.20 | 2141.82 |
| MW-05 | 6/12/2006 | 2294.61 | 152.70 | 153.42 | 0.72 | 2141.19 | 2141.73 |
| MW-05 | 6/26/2006 | 2294.61 | 152.85 | 153.58 | 0.73 | 2141.03 | 2141.58 |
| MW-05 | 7/10/2006 | 2294.61 | 152.99 | 153.70 | 0.71 | 2140.91 | 2141.44 |
| MW-05 | 8/4/2006 | 2294.61 | 152.71 | 152.80 | 0.09 | 2141.81 | 2141.88 |
| MW-05 | 8/14/2006 | 2294.61 | 153.25 | 153.85 | 0.60 | 2140.76 | 2141.21 |
| MW-05 | 8/23/2006 | 2294.61 | 153.09 | 153.50 | 0.41 | 2141.11 | 2141.42 |
| MW-05 | 9/19/2006 | 2294.61 | 151.90 | 151.91 | 0.01 | 2142.70 | 2142.71 |
| MW-05 | 10/20/2006 | 2294.61 | 151.20 | 151.37 | 0.17 | 2143.24 | 2143.37 |
| MW-05 | 10/30/2006 | 2294.61 | 151.29 | 151.75 | 0.46 | 2142.86 | 2143.21 |
| MW-05 | 11/17/2006 | 2294.61 | 151.57 | 152.25 | 0.68 | 2142.36 | 2142.87 |

| Well ID | Measurement Date | Measuring Point Elevation (ft amsl) | Depth to LNAPL (ft btoc) | Depth to Water (ft btoc) | Apparent LNAPL Thickness (ft) | Uncorrected Groundwater Elevation (ft amsl) | Potentiometric Surface Elevation (ft amsl) |
|---|---|---|---|---|---|---|---|
| MW-05 | 1/29/2007 | 2294.61 | 152.66 | 153.46 | 0.80 | 2141.15 | 2141.75 |
| MW-05 | 3/1/2007 | 2294.61 | 152.82 | 153.81 | 0.99 | 2140.80 | 2141.54 |
| MW-05 | 3/28/2007 | 2294.61 | 153.01 | 154.04 | 1.03 | 2140.57 | 2141.34 |
| MW-05 | 4/24/2007 | 2294.61 | 153.19 | 154.21 | 1.02 | 2140.40 | 2141.17 |
| MW-05 | 5/28/2007 | 2294.61 | 153.30 | 154.35 | 1.05 | 2140.26 | 2141.05 |
| MW-05 | 6/27/2007 | 2294.61 | 153.64 | 154.70 | 1.06 | 2139.91 | 2140.71 |
| MW-05 | 7/23/2007 | 2294.61 | 153.97 | 154.91 | 0.94 | 2139.70 | 2140.41 |
| MW-05 | 8/25/2007 | 2294.61 | 153.31 | 153.79 | 0.48 | 2140.82 | 2141.18 |
| MW-05 | 9/25/2007 | 2294.61 | 152.75 | 153.08 | 0.33 | 2141.53 | 2141.78 |
| MW-05 | 10/22/2007 | 2294.61 | 153.06 | 153.77 | 0.71 | 2140.84 | 2141.37 |
| MW-05 | 11/28/2007 | 2294.61 | NP | 154.02 | NP | 2140.59 | 2140.59 |
| MW-05 | 12/31/2007 | 2294.61 | 154.09 | 154.89 | 0.80 | 2139.72 | 2140.32 |
| MW-05 | 1/26/2008 | 2294.61 | 153.81 | 154.60 | 0.79 | 2140.01 | 2140.60 |
| MW-05 | 2/29/2008 | 2294.61 | 154.00 | 154.75 | 0.75 | 2139.86 | 2140.42 |
| MW-05 | 3/31/2008 | 2294.61 | 153.55 | 154.28 | 0.73 | 2140.33 | 2140.88 |
| MW-05 | 4/21/2008 | 2294.61 | 153.71 | 154.75 | 1.04 | 2139.86 | 2140.64 |
| MW-05 | 5/23/2008 | 2294.61 | 154.12 | 155.23 | 1.11 | 2139.38 | 2140.21 |
| MW-05 | 6/25/2008 | 2294.61 | NP | 154.38 | NP | 2140.23 | 2140.23 |
| MW-05 | 7/28/2008 | 2294.61 | 154.60 | 155.71 | 1.11 | 2138.90 | 2139.73 |
| MW-05 | 8/25/2008 | 2294.61 | 153.26 | 154.07 | 0.81 | 2140.54 | 2141.15 |
| MW-05 | 9/30/2008 | 2294.61 | NP | 151.91 | NP | 2142.70 | 2142.70 |
| MW-05 | 10/13/2008 | 2294.61 | NP | 151.84 | NP | 2142.77 | 2142.77 |
| MW-05 | 11/26/2008 | 2294.61 | 152.60 | 153.00 | 0.40 | 2141.61 | 2141.91 |
| MW-05 | 12/23/2008 | 2294.61 | 152.93 | 153.49 | 0.56 | 2141.12 | 2141.54 |
| MW-05 | 1/26/2009 | 2294.61 | 153.19 | 153.86 | 0.67 | 2140.75 | 2141.25 |
| MW-05 | 2/27/2009 | 2294.61 | 153.11 | 153.75 | 0.64 | 2140.86 | 2141.34 |
| MW-05 | 3/26/2009 | 2294.61 | 153.36 | 154.09 | 0.73 | 2140.52 | 2141.07 |
| MW-05 | 4/27/2009 | 2294.61 | 153.47 | 154.13 | 0.66 | 2140.48 | 2140.98 |
| MW-05 | 5/20/2009 | 2294.61 | 153.81 | 154.51 | 0.70 | 2140.10 | 2140.63 |
| MW-05 | 6/16/2009 | 2294.61 | 153.39 | 154.39 | 1.00 | 2140.22 | 2140.97 |
| MW-05 | 7/20/2009 | 2294.61 | 154.66 | 156.08 | 1.42 | 2138.53 | 2139.60 |
| MW-05 | 8/31/2009 | 2294.61 | 155.06 | 156.41 | 1.35 | 2138.20 | 2139.21 |
| MW-05 | 9/29/2009 | 2294.61 | 155.20 | 156.51 | 1.31 | 2138.10 | 2139.08 |
| MW-05 | 10/22/2009 | 2294.61 | 155.41 | 156.40 | 0.99 | 2138.21 | 2138.95 |
| MW-05 | 11/25/2009 | 2294.61 | 155.69 | 156.91 | 1.22 | 2137.70 | 2138.62 |
| MW-05 | 12/14/2009 | 2294.61 | 155.82 | 156.83 | 1.01 | 2137.78 | 2138.54 |
| MW-05 | 1/18/2010 | 2294.61 | 155.77 | 156.90 | 1.13 | 2137.71 | 2138.56 |
| MW-05 | 2/26/2010 | 2294.61 | 155.88 | 156.89 | 1.01 | 2137.72 | 2138.48 |
| MW-05 | 3/22/2010 | 2294.61 | NP | 155.37 | NP | 2139.24 | 2139.24 |
| MW-05 | 4/12/2010 | 2294.61 | NP | 155.27 | NP | 2139.34 | 2139.34 |
| MW-05 | 5/27/2010 | 2294.61 | 155.62 | 156.09 | 0.47 | 2138.52 | 2138.87 |
| MW-05 | 6/22/2010 | 2294.61 | 155.86 | 156.78 | 0.92 | 2137.83 | 2138.52 |
| MW-05 | 7/12/2010 | 2294.61 | 156.19 | 157.11 | 0.92 | 2137.50 | 2138.19 |
| MW-05 | 8/26/2010 | 2294.61 | 156.20 | 157.06 | 0.86 | 2137.55 | 2138.20 |
| MW-05 | 9/22/2010 | 2294.61 | NP | 156.15 | NP | 2138.46 | 2138.46 |
| MW-05 | 10/5/2010 | 2294.61 | NP | 156.05 | NP | 2138.56 | 2138.56 |

| Well ID | Measurement Date | Measuring Point Elevation (ft amsl) | Depth to LNAPL (ft btoc) | Depth to Water (ft btoc) | Apparent LNAPL Thickness (ft) | Uncorrected Groundwater Elevation (ft amsl) | Potentiometric Surface Elevation (ft amsl) |
|---|---|---|---|---|---|---|---|
| MW-05 | 10/18/2010 | 2294.61 | NP | 155.98 | NP | 2138.63 | 2138.63 |
| MW-05 | 11/30/2010 | 2294.61 | NP | 156.31 | NP | 2138.30 | 2138.30 |
| MW-05 | 12/21/2010 | 2294.61 | NP | 156.40 | NP | 2138.21 | 2138.21 |
| MW-05 | 1/10/2011 | 2294.61 | NP | 156.32 | NP | 2138.29 | 2138.29 |
| MW-05 | 3/25/2011 | 2294.61 | NP | 156.71 | NP | 2137.90 | 2137.90 |
| MW-05 | 4/11/2011 | 2294.61 | 156.85 | 156.86 | 0.01 | 2137.75 | 2137.76 |
| MW-05 | 5/9/2011 | 2294.61 | NP | 156.89 | NP | 2137.72 | 2137.72 |
| MW-05 | 6/29/2011 | 2294.61 | NP | 157.78 | NP | 2136.83 | 2136.83 |
| MW-05 | 7/11/2011 | 2294.61 | NP | 158.01 | NP | 2136.60 | 2136.60 |
| MW-05 | 8/31/2011 | 2294.61 | NP | 158.60 | NP | 2136.01 | 2136.01 |
| MW-05 | 9/28/2011 | 2294.61 | NP | 158.42 | NP | 2136.19 | 2136.19 |
| MW-05 | 11/16/2011 | 2294.61 | NP | 157.71 | NP | 2136.90 | 2136.90 |
| MW-05 | 1/16/2012 | 2294.61 | NP | 157.80 | NP | 2136.81 | 2136.81 |
| MW-05 | 2/28/2012 | 2294.61 | NP | 157.51 | NP | 2137.10 | 2137.10 |
| MW-05 | 5/30/2012 | 2294.61 | NP | 158.73 | NP | 2135.88 | 2135.88 |
| MW-05 | 6/29/2012 | 2294.61 | NP | 158.99 | NP | 2135.62 | 2135.62 |
| MW-05 | 7/9/2012 | 2294.61 | NP | 158.99 | NP | 2135.62 | 2135.62 |
| MW-05 | 8/29/2012 | 2294.61 | NP | 159.00 | NP | 2135.61 | 2135.61 |
| MW-05 | 9/25/2012 | 2294.61 | NP | 158.60 | NP | 2136.01 | 2136.01 |
| MW-05 | 10/22/2012 | 2294.61 | NP | 158.79 | NP | 2135.82 | 2135.82 |
| MW-05 | 11/15/2012 | 2294.61 | NP | 159.11 | NP | 2135.50 | 2135.50 |
| MW-05 | 12/13/2012 | 2294.61 | NP | 159.38 | NP | 2135.23 | 2135.23 |
| MW-05 | 1/21/2013 | 2294.61 | NP | 159.44 | NP | 2135.17 | 2135.17 |
| MW-05 | 2/13/2013 | 2294.61 | NP | 159.48 | NP | 2135.13 | 2135.13 |
| MW-05 | 3/21/2013 | 2294.61 | NP | 159.56 | NP | 2135.05 | 2135.05 |
| MW-05 | 4/15/2013 | 2294.61 | NP | 159.70 | NP | 2134.91 | 2134.91 |
| MW-05 | 5/23/2013 | 2294.61 | NP | 159.88 | NP | 2134.73 | 2134.73 |
| MW-05 | 6/26/2013 | 2294.61 | NP | 160.21 | NP | 2134.40 | 2134.40 |
| MW-05 | 7/8/2013 | 2294.61 | NP | 160.30 | NP | 2134.31 | 2134.31 |
| MW-05 | 8/8/2013 | 2294.61 | NP | 160.48 | NP | 2134.13 | 2134.13 |
| MW-05 | 9/5/2013 | 2294.61 | NP | 160.38 | NP | 2134.23 | 2134.23 |
| MW-05 | 10/3/2013 | 2294.61 | NP | 160.51 | NP | 2134.10 | 2134.10 |
| MW-05 | 11/27/2013 | 2294.61 | NP | 160.72 | NP | 2133.89 | 2133.89 |
| MW-05 | 12/31/2013 | 2294.61 | NP | 160.65 | NP | 2133.96 | 2133.96 |
| MW-05 | 1/10/2014 | 2294.61 | NP | 160.89 | NP | 2133.72 | 2133.72 |
| MW-05 | 3/12/2014 | 2294.61 | NP | 161.02 | NP | 2133.59 | 2133.59 |
| MW-05 | 4/17/2014 | 2294.61 | NP | 161.20 | NP | 2133.41 | 2133.41 |
| MW-05 | 5/22/2014 | 2294.61 | NP | 161.48 | NP | 2133.13 | 2133.13 |
| MW-05 | 6/20/2014 | 2294.61 | NP | 161.79 | NP | 2132.82 | 2132.82 |
| MW-05 | 7/15/2014 | 2294.61 | NP | 162.03 | NP | 2132.58 | 2132.58 |
| MW-05 | 8/14/2014 | 2294.61 | NP | 162.41 | NP | 2132.20 | 2132.20 |
| MW-05 | 9/9/2014 | 2294.61 | NP | 162.26 | NP | 2132.35 | 2132.35 |
| MW-05 | 10/1/2014 | 2294.61 | NP | 161.53 | NP | 2133.08 | 2133.08 |
| MW-05 | 11/18/2014 | 2294.61 | NP | 161.26 | NP | 2133.35 | 2133.35 |
| MW-05 | 12/16/2014 | 2294.61 | NP | 161.31 | NP | 2133.30 | 2133.30 |
| MW-05 | 1/19/2015 | 2294.61 | NP | 161.02 | NP | 2133.59 | 2133.59 |

| Well ID | Measurement Date | Measuring Point Elevation (ft amsl) | Depth to LNAPL (ft btoc) | Depth to Water (ft btoc) | Apparent LNAPL Thickness (ft) | Uncorrected Groundwater Elevation (ft amsl) | Potentiometric Surface Elevation (ft amsl) |
|---|---|---|---|---|---|---|---|
| MW-05 | 2/19/2015 | 2294.61 | NP | 160.83 | NP | 2133.78 | 2133.78 |
| MW-05 | 3/26/2015 | 2294.61 | NP | 160.50 | NP | 2134.11 | 2134.11 |
| MW-05 | 4/16/2015 | 2294.61 | NP | 160.38 | NP | 2134.23 | 2134.23 |
| MW-05 | 5/19/2015 | 2294.61 | NP | 160.66 | NP | 2133.95 | 2133.95 |
| MW-05 | 6/22/2015 | 2294.61 | NP | 161.24 | NP | 2133.37 | 2133.37 |
| MW-05 | 1/5/2016 | 2294.61 | NP | 159.76 | NP | 2134.85 | 2134.85 |
| MW-05 | 2/10/2016 | 2294.61 | NP | 159.37 | NP | 2135.24 | 2135.24 |
| MW-05 | 3/2/2016 | 2294.61 | NP | 159.20 | NP | 2135.41 | 2135.41 |
| MW-05 | 4/5/2016 | 2294.61 | NP | 158.10 | NP | 2136.51 | 2136.51 |
| MW-05 | 5/10/2016 | 2294.61 | NP | 158.88 | NP | 2135.73 | 2135.73 |
| MW-05 | 6/27/2016 | 2294.61 | NP | 159.17 | NP | 2135.44 | 2135.44 |
| MW-05 | 7/29/2016 | 2294.61 | NP | 158.49 | NP | 2136.12 | 2136.12 |
| MW-05 | 8/31/2016 | 2294.61 | NP | 158.32 | NP | 2136.29 | 2136.29 |
| MW-05 | 9/30/2016 | 2294.61 | NP | 157.95 | NP | 2136.66 | 2136.66 |
| MW-05 | 10/14/2016 | 2294.61 | NP | 157.97 | NP | 2136.64 | 2136.64 |
| MW-05 | 11/21/2016 | 2294.61 | NP | 158.06 | NP | 2136.55 | 2136.55 |
| MW-05 | 12/27/2016 | 2294.61 | NP | 157.97 | NP | 2136.64 | 2136.64 |
| MW-05 | 1/26/2017 | 2294.61 | NP | 158.91 | NP | 2135.70 | 2135.70 |
| MW-05 | 2/28/2017 | 2294.61 | NP | 157.31 | NP | 2137.30 | 2137.30 |
| MW-05 | 3/31/2017 | 2294.61 | NP | 157.30 | NP | 2137.31 | 2137.31 |
| MW-05 | 4/21/2017 | 2294.61 | NP | 157.04 | NP | 2137.57 | 2137.57 |
| MW-05 | 5/16/2017 | 2294.61 | NP | 157.10 | NP | 2137.51 | 2137.51 |
| MW-05 | 6/13/2017 | 2294.61 | NP | 157.21 | NP | 2137.40 | 2137.40 |
| MW-05 | 7/14/2017 | 2294.61 | NP | 157.44 | NP | 2137.17 | 2137.17 |
| MW-05 | 8/17/2017 | 2294.61 | NP | 155.84 | NP | 2138.77 | 2138.77 |
| MW-05 | 9/20/2017 | 2294.61 | NP | 154.84 | NP | 2139.77 | 2139.77 |
| MW-05 | 10/26/2017 | 2294.61 | NP | 155.24 | NP | 2139.37 | 2139.37 |
| MW-05 | 11/30/2017 | 2294.61 | NP | 155.17 | NP | 2139.44 | 2139.44 |
| MW-05 | 12/12/2017 | 2294.61 | NP | 155.13 | NP | 2139.48 | 2139.48 |
| MW-05 | 1/31/2018 | 2294.61 | NP | 155.14 | NP | 2139.47 | 2139.47 |
| MW-05 | 2/21/2018 | 2294.61 | NP | 154.95 | NP | 2139.66 | 2139.66 |
| MW-05 | 3/26/2018 | 2294.61 | NP | 154.80 | NP | 2139.81 | 2139.81 |
| MW-05 | 4/10/2018 | 2294.61 | NP | 158.33 | NP | 2136.28 | 2136.28 |
| MW-05 | 5/23/2018 | 2294.61 | NP | 154.73 | NP | 2139.88 | 2139.88 |
| MW-05 | 6/27/2018 | 2294.61 | NP | 154.91 | NP | 2139.70 | 2139.70 |
| MW-05 | 7/16/2018 | 2294.61 | NP | 154.60 | NP | 2140.01 | 2140.01 |
| MW-05 | 8/23/2018 | 2294.61 | NP | 154.65 | NP | 2139.96 | 2139.96 |
| MW-05 | 9/27/2018 | 2294.61 | NP | 153.78 | NP | 2140.83 | 2140.83 |
| MW-05 | 10/22/2018 | 2294.61 | NP | 153.31 | NP | 2141.30 | 2141.30 |
| MW-05 | 11/28/2018 | 2294.61 | NP | 152.38 | NP | 2142.23 | 2142.23 |
| MW-05 | 12/27/2018 | 2294.61 | NP | 152.27 | NP | 2142.34 | 2142.34 |
| MW-05 | 1/16/2019 | 2294.61 | NP | 152.34 | NP | 2142.27 | 2142.27 |
| MW-05 | 2/26/2019 | 2294.61 | NP | 151.76 | NP | 2142.85 | 2142.85 |
| MW-05 | 3/27/2019 | 2294.61 | NP | 151.41 | NP | 2143.20 | 2143.20 |
| MW-05 | 4/9/2019 | 2294.61 | NP | 150.94 | NP | 2143.67 | 2143.67 |
| MW-05 | 5/8/2019 | 2294.61 | NP | 150.91 | NP | 2143.70 | 2143.70 |

| Well ID | Measurement Date | Measuring Point Elevation (ft amsl) | Depth to LNAPL (ft btoc) | Depth to Water (ft btoc) | Apparent LNAPL Thickness (ft) | Uncorrected Groundwater Elevation (ft amsl) | Potentiometric Surface Elevation (ft amsl) |
|---|---|---|---|---|---|---|---|
| MW-05 | 6/20/2019 | 2294.61 | NP | 151.09 | NP | 2143.52 | 2143.52 |
| MW-05 | 7/25/2019 | 2294.61 | NP | 151.05 | NP | 2143.56 | 2143.56 |
| MW-05 | 8/18/2019 | 2294.61 | NP | 151.23 | NP | 2143.38 | 2143.38 |
| MW-05 | 9/24/2019 | 2294.61 | NP | 151.32 | NP | 2143.29 | 2143.29 |
| MW-05 | 10/17/2019 | 2294.61 | NP | 151.61 | NP | 2143.00 | 2143.00 |
| MW-05 | 11/27/2019 | 2294.61 | NP | 151.50 | NP | 2143.11 | 2143.11 |
| MW-05 | 12/17/2019 | 2294.61 | NP | 151.50 | NP | 2143.11 | 2143.11 |
| MW-05 | 1/24/2020 | 2294.61 | NP | 150.85 | NP | 2143.76 | 2143.76 |
| MW-05 | 2/16/2020 | 2294.61 | NP | 150.52 | NP | 2144.09 | 2144.09 |
| MW-05 | 3/10/2020 | 2294.61 | NP | 150.59 | NP | 2144.02 | 2144.02 |
| MW-05 | 4/2/2020 | 2294.61 | NP | 150.81 | NP | 2143.80 | 2143.80 |
| MW-05 | 5/18/2020 | 2294.61 | NP | 150.94 | NP | 2143.67 | 2143.67 |
| MW-05 | 6/25/2020 | 2294.61 | NP | 151.36 | NP | 2143.25 | 2143.25 |
| MW-05 | 7/7/2020 | 2294.61 | NP | 151.57 | NP | 2143.04 | 2143.04 |
| MW-05 | 8/31/2020 | 2294.61 | NP | 152.51 | NP | 2142.10 | 2142.10 |
| MW-05 | 9/16/2020 | 2294.61 | NP | 152.82 | NP | 2141.79 | 2141.79 |
| MW-05 | 10/30/2020 | 2294.61 | NP | 154.05 | NP | 2140.56 | 2140.56 |
| MW-05 | 11/30/2020 | 2294.61 | NP | 155.20 | NP | 2139.41 | 2139.41 |
| MW-05 | 12/31/2020 | 2294.61 | NP | 155.46 | NP | 2139.15 | 2139.15 |
| MW-05 | 1/20/2021 | 2294.61 | NP | 156.04 | NP | 2138.57 | 2138.57 |
| MW-05 | 3/1/2021 | 2294.61 | NP | 156.94 | NP | 2137.67 | 2137.67 |
| MW-05 | 3/27/2021 | 2294.61 | NP | 157.24 | NP | 2137.37 | 2137.37 |
| MW-05 | 4/9/2021 | 2294.61 | NP | 157.33 | NP | 2137.28 | 2137.28 |
| MW-05 | 5/25/2021 | 2294.61 | NP | 158.06 | NP | 2136.55 | 2136.55 |
| MW-05 | 6/15/2021 | 2294.61 | NP | 158.20 | NP | 2136.41 | 2136.41 |
| MW-05 | 7/8/2021 | 2294.61 | NP | 158.73 | NP | 2135.88 | 2135.88 |
| MW-05 | 8/30/2021 | 2294.61 | NP | 157.57 | NP | 2137.04 | 2137.04 |
| MW-05 | 9/28/2021 | 2294.61 | NP | 156.27 | NP | 2138.34 | 2138.34 |
| MW-05 | 10/18/2021 | 2294.61 | NP | 156.37 | NP | 2138.24 | 2138.24 |
| MW-05 | 11/24/2021 | 2294.61 | NP | 156.97 | NP | 2137.64 | 2137.64 |
| MW-05 | 12/21/2021 | 2294.61 | NP | 157.19 | NP | 2137.42 | 2137.42 |
| MW-05 | 1/26/2022 | 2294.61 | NP | 157.33 | NP | 2137.28 | 2137.28 |
| MW-05 | 2/21/2022 | 2294.61 | NP | 157.53 | NP | 2137.08 | 2137.08 |
| MW-05 | 3/16/2022 | 2294.61 | NP | 157.69 | NP | 2136.92 | 2136.92 |
| MW-05 | 4/6/2022 | 2294.61 | NP | 157.90 | NP | 2136.71 | 2136.71 |
| MW-05 | 5/2/2022 | 2294.61 | NP | 158.20 | NP | 2136.41 | 2136.41 |
| MW-05 | 6/17/2022 | 2294.61 | NP | 158.58 | NP | 2136.03 | 2136.03 |
| MW-05 | 7/15/2022 | 2294.61 | NP | 158.73 | NP | 2135.88 | 2135.88 |
| MW-05 | 8/17/2022 | 2294.61 | NP | 159.06 | NP | 2135.55 | 2135.55 |
| MW-05 | 9/8/2022 | 2294.61 | NP | 158.81 | NP | 2135.80 | 2135.80 |
| MW-05 | 10/13/2022 | 2294.61 | NP | 158.21 | NP | 2136.40 | 2136.40 |
| MW-05 | 11/2/2022 | 2294.61 | NP | 157.82 | NP | 2136.79 | 2136.79 |
| MW-05 | 12/12/2022 | 2294.61 | NP | 157.57 | NP | 2137.04 | 2137.04 |
| MW-05 | 1/10/2023 | 2294.61 | NP | 157.62 | NP | 2136.99 | 2136.99 |
| MW-05 | 2/27/2023 | 2294.61 | NP | 157.33 | NP | 2137.28 | 2137.28 |
| MW-05 | 3/27/2023 | 2294.61 | NP | 157.35 | NP | 2137.26 | 2137.26 |

| Well ID | Measurement Date | Measuring Point Elevation (ft amsl) | Depth to LNAPL (ft btoc) | Depth to Water (ft btoc) | Apparent LNAPL Thickness (ft) | Uncorrected Groundwater Elevation (ft amsl) | Potentiometric Surface Elevation (ft amsl) |
|---|---|---|---|---|---|---|---|
| MW-05 | 4/25/2023 | 2294.61 | NP | 156.85 | NP | 2137.76 | 2137.76 |
| MW-05 | 5/30/2023 | 2294.61 | NP | 156.67 | NP | 2137.94 | 2137.94 |
| MW-05 | 6/6/2023 | 2294.61 | NP | 156.18 | NP | 2138.43 | 2138.43 |
| MW-05 | 8/15/2023 | 2294.61 | NP | 156.42 | NP | 2138.19 | 2138.19 |
| MW-05 | 9/20/2023 | 2294.61 | NP | 156.40 | NP | 2138.21 | 2138.21 |
| MW-05 | 10/31/2023 | 2294.61 | NP | 156.37 | NP | 2138.24 | 2138.24 |
| MW-05 | 11/14/2023 | 2294.61 | NP | 156.31 | NP | 2138.30 | 2138.30 |
| MW-05 | 12/21/2023 | 2294.61 | NP | 156.57 | NP | 2138.04 | 2138.04 |
| MW-05 | 2/28/2024 | 2294.61 | NP | 155.09 | NP | 2139.52 | 2139.52 |
| MW-05 | 3/28/2024 | 2294.61 | NP | 154.46 | NP | 2140.15 | 2140.15 |
| MW-05 | 4/30/2024 | 2294.61 | NP | 153.68 | NP | 2140.93 | 2140.93 |
| MW-05 | 5/23/2024 | 2294.61 | NP | 153.13 | NP | 2141.48 | 2141.48 |
| MW-05 | 6/26/2024 | 2294.61 | NP | 153.10 | NP | 2141.51 | 2141.51 |
| MW-06 | 10/28/2003 | 2293.24 | NP | 144.39 | NP | 2148.85 | 2148.85 |
| MW-06 | 10/29/2003 | 2293.24 | NP | 145.32 | NP | 2147.92 | 2147.92 |
| MW-06 | 10/30/2003 | 2293.24 | NP | 144.26 | NP | 2148.98 | 2148.98 |
| MW-06 | 10/31/2003 | 2293.24 | NP | 144.36 | NP | 2148.88 | 2148.88 |
| MW-06 | 11/3/2003 | 2293.24 | NP | 144.42 | NP | 2148.82 | 2148.82 |
| MW-06 | 11/4/2003 | 2293.24 | NP | 144.38 | NP | 2148.86 | 2148.86 |
| MW-06 | 11/5/2003 | 2293.24 | NP | 144.43 | NP | 2148.81 | 2148.81 |
| MW-06 | 11/6/2003 | 2293.24 | NP | 144.35 | NP | 2148.89 | 2148.89 |
| MW-06 | 11/7/2003 | 2293.24 | NP | 144.44 | NP | 2148.80 | 2148.80 |
| MW-06 | 11/10/2003 | 2293.24 | NP | 144.44 | NP | 2148.80 | 2148.80 |
| MW-06 | 11/11/2003 | 2293.24 | NP | 144.47 | NP | 2148.77 | 2148.77 |
| MW-06 | 11/12/2003 | 2293.24 | NP | 144.48 | NP | 2148.76 | 2148.76 |
| MW-06 | 11/13/2003 | 2293.24 | NP | 144.51 | NP | 2148.73 | 2148.73 |
| MW-06 | 11/14/2003 | 2293.24 | NP | 144.46 | NP | 2148.78 | 2148.78 |
| MW-06 | 11/17/2003 | 2293.24 | NP | 144.46 | NP | 2148.78 | 2148.78 |
| MW-06 | 11/18/2003 | 2293.24 | NP | 144.47 | NP | 2148.77 | 2148.77 |
| MW-06 | 11/19/2003 | 2293.24 | NP | 144.46 | NP | 2148.78 | 2148.78 |
| MW-06 | 11/20/2003 | 2293.24 | NP | 144.55 | NP | 2148.69 | 2148.69 |
| MW-06 | 11/24/2003 | 2293.24 | NP | 144.51 | NP | 2148.73 | 2148.73 |
| MW-06 | 11/26/2003 | 2293.24 | 144.58 | 144.59 | 0.01 | 2148.65 | 2148.66 |
| MW-06 | 12/1/2003 | 2293.24 | 144.39 | 144.39 | 0.00 | 2148.85 | 2148.85 |
| MW-06 | 8/16/2004 | 2293.24 | 148.60 | 149.13 | 0.53 | 2144.11 | 2144.51 |
| MW-06 | 8/16/2004 | 2293.24 | 148.60 | 149.13 | 0.53 | 2144.11 | 2144.51 |
| MW-06 | 9/8/2004 | 2293.24 | 148.91 | 149.40 | 0.49 | 2143.84 | 2144.21 |
| MW-06 | 9/13/2004 | 2293.24 | 148.42 | 148.78 | 0.36 | 2144.46 | 2144.73 |
| MW-06 | 9/20/2004 | 2293.24 | 148.40 | 149.24 | 0.84 | 2144.00 | 2144.63 |
| MW-06 | 9/27/2004 | 2293.24 | 148.41 | 149.52 | 1.11 | 2143.72 | 2144.55 |
| MW-06 | 10/4/2004 | 2293.24 | 148.66 | 149.78 | 1.12 | 2143.46 | 2144.30 |
| MW-06 | 10/11/2004 | 2293.24 | 148.69 | 149.39 | 0.70 | 2143.85 | 2144.38 |
| MW-06 | 10/18/2004 | 2293.24 | 148.80 | 149.26 | 0.46 | 2143.98 | 2144.33 |
| MW-06 | 10/25/2004 | 2293.24 | 148.63 | 149.90 | 1.27 | 2143.34 | 2144.29 |
| MW-06 | 11/1/2004 | 2293.24 | 148.67 | 150.31 | 1.64 | 2142.93 | 2144.16 |
| MW-06 | 11/8/2004 | 2293.24 | 148.73 | 150.37 | 1.64 | 2142.87 | 2144.10 |

| Well ID | Measurement Date | Measuring Point Elevation (ft amsl) | Depth to LNAPL (ft btoc) | Depth to Water (ft btoc) | Apparent LNAPL Thickness (ft) | Uncorrected Groundwater Elevation (ft amsl) | Potentiometric Surface Elevation (ft amsl) |
|---|---|---|---|---|---|---|---|
| MW-06 | 11/15/2004 | 2293.24 | 148.85 | 150.34 | 1.49 | 2142.90 | 2144.02 |
| MW-06 | 11/30/2004 | 2293.24 | 148.94 | 150.60 | 1.66 | 2142.64 | 2143.89 |
| MW-06 | 12/6/2004 | 2293.24 | 149.26 | 150.78 | 1.52 | 2142.46 | 2143.60 |
| MW-06 | 12/13/2004 | 2293.24 | 149.32 | 150.16 | 0.84 | 2143.08 | 2143.71 |
| MW-06 | 12/20/2004 | 2293.24 | 149.37 | 150.22 | 0.85 | 2143.02 | 2143.66 |
| MW-06 | 1/4/2005 | 2293.24 | 149.28 | 150.83 | 1.55 | 2142.41 | 2143.57 |
| MW-06 | 1/10/2005 | 2293.24 | 149.31 | 150.83 | 1.52 | 2142.41 | 2143.55 |
| MW-06 | 1/17/2005 | 2293.24 | 149.36 | 150.85 | 1.49 | 2142.39 | 2143.51 |
| MW-06 | 1/24/2005 | 2293.24 | 149.63 | 150.40 | 0.77 | 2142.84 | 2143.42 |
| MW-06 | 1/31/2005 | 2293.24 | 148.85 | 150.35 | 1.50 | 2142.89 | 2144.02 |
| MW-06 | 2/7/2005 | 2293.24 | 148.93 | 150.49 | 1.56 | 2142.75 | 2143.92 |
| MW-06 | 2/14/2005 | 2293.24 | 149.47 | 150.92 | 1.45 | 2142.32 | 2143.41 |
| MW-06 | 2/21/2005 | 2293.24 | 149.69 | 151.12 | 1.43 | 2142.12 | 2143.19 |
| MW-06 | 2/28/2005 | 2293.24 | 149.66 | 151.06 | 1.40 | 2142.18 | 2143.23 |
| MW-06 | 3/7/2005 | 2293.24 | 149.62 | 150.95 | 1.33 | 2142.29 | 2143.29 |
| MW-06 | 3/14/2005 | 2293.24 | 149.39 | 150.67 | 1.28 | 2142.57 | 2143.53 |
| MW-06 | 3/21/2005 | 2293.24 | 149.30 | 150.55 | 1.25 | 2142.69 | 2143.63 |
| MW-06 | 3/27/2005 | 2293.24 | 149.23 | 150.52 | 1.29 | 2142.72 | 2143.69 |
| MW-06 | 4/4/2005 | 2293.24 | 149.20 | 150.46 | 1.26 | 2142.78 | 2143.73 |
| MW-06 | 4/11/2005 | 2293.24 | 149.26 | 150.53 | 1.27 | 2142.71 | 2143.66 |
| MW-06 | 4/18/2005 | 2293.24 | 149.32 | 150.64 | 1.32 | 2142.60 | 2143.59 |
| MW-06 | 4/25/2005 | 2293.24 | 149.47 | 150.77 | 1.30 | 2142.47 | 2143.45 |
| MW-06 | 5/2/2005 | 2293.24 | 149.50 | 150.79 | 1.29 | 2142.45 | 2143.42 |
| MW-06 | 5/10/2005 | 2293.24 | 149.92 | 151.06 | 1.14 | 2142.18 | 2143.04 |
| MW-06 | 5/16/2005 | 2293.24 | 149.99 | 151.10 | 1.11 | 2142.14 | 2142.97 |
| MW-06 | 5/23/2005 | 2293.24 | 149.68 | 150.97 | 1.29 | 2142.27 | 2143.24 |
| MW-06 | 5/30/2005 | 2293.24 | 149.75 | 151.10 | 1.35 | 2142.14 | 2143.15 |
| MW-06 | 6/6/2005 | 2293.24 | 149.80 | 151.15 | 1.35 | 2142.09 | 2143.10 |
| MW-06 | 6/13/2005 | 2293.24 | 149.88 | 151.19 | 1.31 | 2142.05 | 2143.03 |
| MW-06 | 6/20/2005 | 2293.24 | 149.93 | 151.24 | 1.31 | 2142.00 | 2142.98 |
| MW-06 | 6/27/2005 | 2293.24 | 150.00 | 151.25 | 1.25 | 2141.99 | 2142.93 |
| MW-06 | 7/5/2005 | 2293.24 | 150.07 | 151.34 | 1.27 | 2141.90 | 2142.85 |
| MW-06 | 7/11/2005 | 2293.24 | 150.19 | 151.32 | 1.13 | 2141.92 | 2142.77 |
| MW-06 | 7/18/2005 | 2293.24 | 150.33 | 151.26 | 0.93 | 2141.98 | 2142.68 |
| MW-06 | 7/25/2005 | 2293.24 | 150.41 | 151.36 | 0.95 | 2141.88 | 2142.59 |
| MW-06 | 8/1/2005 | 2293.24 | 150.47 | 151.47 | 1.00 | 2141.77 | 2142.52 |
| MW-06 | 8/8/2005 | 2293.24 | 150.51 | 151.51 | 1.00 | 2141.73 | 2142.48 |
| MW-06 | 8/15/2005 | 2293.24 | 150.54 | 151.64 | 1.10 | 2141.60 | 2142.43 |
| MW-06 | 8/22/2005 | 2293.24 | 150.57 | 151.67 | 1.10 | 2141.57 | 2142.40 |
| MW-06 | 8/29/2005 | 2293.24 | 150.41 | 151.50 | 1.09 | 2141.74 | 2142.56 |
| MW-06 | 9/7/2005 | 2293.24 | 150.10 | 150.96 | 0.86 | 2142.28 | 2142.93 |
| MW-06 | 9/12/2005 | 2293.24 | 149.98 | 150.29 | 0.31 | 2142.95 | 2143.18 |
| MW-06 | 9/19/2005 | 2293.24 | 149.64 | 150.18 | 0.54 | 2143.06 | 2143.47 |
| MW-06 | 9/26/2005 | 2293.24 | 149.57 | 150.01 | 0.44 | 2143.23 | 2143.56 |
| MW-06 | 10/3/2005 | 2293.24 | 149.64 | 150.05 | 0.41 | 2143.19 | 2143.50 |
| MW-06 | 10/10/2005 | 2293.24 | 149.76 | 150.24 | 0.48 | 2143.00 | 2143.36 |

| Well ID | Measurement Date | Measuring Point Elevation (ft amsl) | Depth to LNAPL (ft btoc) | Depth to Water (ft btoc) | Apparent LNAPL Thickness (ft) | Uncorrected Groundwater Elevation (ft amsl) | Potentiometric Surface Elevation (ft amsl) |
|---|---|---|---|---|---|---|---|
| MW-06 | 10/17/2005 | 2293.24 | 149.85 | 150.44 | 0.59 | 2142.80 | 2143.24 |
| MW-06 | 10/24/2005 | 2293.24 | 150.01 | 150.66 | 0.65 | 2142.58 | 2143.07 |
| MW-06 | 10/31/2005 | 2293.24 | 150.17 | 150.71 | 0.54 | 2142.53 | 2142.94 |
| MW-06 | 11/7/2005 | 2293.24 | 150.40 | 150.60 | 0.20 | 2142.64 | 2142.79 |
| MW-06 | 11/14/2005 | 2293.24 | 150.47 | 150.89 | 0.42 | 2142.35 | 2142.67 |
| MW-06 | 11/21/2005 | 2293.24 | 150.51 | 151.26 | 0.75 | 2141.98 | 2142.54 |
| MW-06 | 12/5/2005 | 2293.24 | 150.54 | 151.64 | 1.10 | 2141.60 | 2142.43 |
| MW-06 | 12/12/2005 | 2293.24 | 150.58 | 151.72 | 1.14 | 2141.52 | 2142.38 |
| MW-06 | 12/19/2005 | 2293.24 | 150.65 | 151.77 | 1.12 | 2141.47 | 2142.31 |
| MW-06 | 12/28/2005 | 2293.24 | 150.65 | 151.87 | 1.22 | 2141.37 | 2142.29 |
| MW-06 | 1/9/2006 | 2293.24 | 150.73 | 151.95 | 1.22 | 2141.29 | 2142.21 |
| MW-06 | 1/16/2006 | 2293.24 | 150.80 | 151.97 | 1.17 | 2141.27 | 2142.15 |
| MW-06 | 1/30/2006 | 2293.24 | 150.82 | 152.07 | 1.25 | 2141.17 | 2142.11 |
| MW-06 | 2/13/2006 | 2293.24 | 150.90 | 152.15 | 1.25 | 2141.09 | 2142.03 |
| MW-06 | 2/27/2006 | 2293.24 | 150.95 | 152.12 | 1.17 | 2141.12 | 2142.00 |
| MW-06 | 3/6/2006 | 2293.24 | 150.99 | 152.04 | 1.05 | 2141.20 | 2141.99 |
| MW-06 | 3/13/2006 | 2293.24 | 151.03 | 152.15 | 1.12 | 2141.09 | 2141.93 |
| MW-06 | 3/20/2006 | 2293.24 | 151.06 | 152.16 | 1.10 | 2141.08 | 2141.91 |
| MW-06 | 3/27/2006 | 2293.24 | 151.07 | 152.15 | 1.08 | 2141.09 | 2141.90 |
| MW-06 | 4/3/2006 | 2293.24 | 151.12 | 152.16 | 1.04 | 2141.08 | 2141.86 |
| MW-06 | 4/10/2006 | 2293.24 | 151.19 | 152.19 | 1.00 | 2141.05 | 2141.80 |
| MW-06 | 4/17/2006 | 2293.24 | 151.24 | 152.21 | 0.97 | 2141.03 | 2141.76 |
| MW-06 | 4/24/2006 | 2293.24 | 151.31 | 152.14 | 0.83 | 2141.10 | 2141.72 |
| MW-06 | 5/1/2006 | 2293.24 | 151.35 | 152.12 | 0.77 | 2141.12 | 2141.70 |
| MW-06 | 5/15/2006 | 2293.24 | 151.34 | 152.22 | 0.88 | 2141.02 | 2141.68 |
| MW-06 | 5/22/2006 | 2293.24 | 151.53 | 151.99 | 0.46 | 2141.25 | 2141.60 |
| MW-06 | 5/30/2006 | 2293.24 | 151.61 | 152.07 | 0.46 | 2141.17 | 2141.52 |
| MW-06 | 6/5/2006 | 2293.24 | 151.81 | 151.98 | 0.17 | 2141.26 | 2141.39 |
| MW-06 | 6/12/2006 | 2293.24 | NP | 151.93 | NP | 2141.31 | 2141.31 |
| MW-06 | 6/26/2006 | 2293.24 | 151.95 | 152.50 | 0.55 | 2140.74 | 2141.15 |
| MW-06 | 7/10/2006 | 2293.24 | 151.99 | 152.88 | 0.89 | 2140.36 | 2141.03 |
| MW-06 | 8/4/2006 | 2293.24 | 151.50 | 152.20 | 0.70 | 2141.04 | 2141.57 |
| MW-06 | 8/14/2006 | 2293.24 | 152.04 | 152.97 | 0.93 | 2140.27 | 2140.97 |
| MW-06 | 8/23/2006 | 2293.24 | 151.94 | 152.65 | 0.71 | 2140.59 | 2141.12 |
| MW-06 | 9/19/2006 | 2293.24 | 150.73 | 151.20 | 0.47 | 2142.04 | 2142.39 |
| MW-06 | 10/20/2006 | 2293.24 | 149.99 | 150.66 | 0.67 | 2142.58 | 2143.08 |
| MW-06 | 10/30/2006 | 2293.24 | 150.12 | 150.94 | 0.82 | 2142.30 | 2142.92 |
| MW-06 | 11/17/2006 | 2293.24 | 150.40 | 151.35 | 0.95 | 2141.89 | 2142.60 |
| MW-06 | 1/29/2007 | 2293.24 | 151.50 | 152.49 | 0.99 | 2140.75 | 2141.49 |
| MW-06 | 3/1/2007 | 2293.24 | 151.76 | 152.64 | 0.88 | 2140.60 | 2141.26 |
| MW-06 | 3/28/2007 | 2293.24 | 151.93 | 152.87 | 0.94 | 2140.37 | 2141.08 |
| MW-06 | 4/24/2007 | 2293.24 | 152.08 | 153.05 | 0.97 | 2140.19 | 2140.92 |
| MW-06 | 5/28/2007 | 2293.24 | 152.21 | 153.19 | 0.98 | 2140.05 | 2140.79 |
| MW-06 | 6/27/2007 | 2293.24 | 152.57 | 153.53 | 0.96 | 2139.71 | 2140.43 |
| MW-06 | 7/23/2007 | 2293.24 | 152.86 | 153.79 | 0.93 | 2139.45 | 2140.15 |
| MW-06 | 8/25/2007 | 2293.24 | 152.32 | 152.87 | 0.55 | 2140.37 | 2140.78 |

| Well ID | Measurement Date | Measuring Point Elevation (ft amsl) | Depth to LNAPL (ft btoc) | Depth to Water (ft btoc) | Apparent LNAPL Thickness (ft) | Uncorrected Groundwater Elevation (ft amsl) | Potentiometric Surface Elevation (ft amsl) |
|---|---|---|---|---|---|---|---|
| MW-06 | 9/25/2007 | 2293.24 | 151.50 | 152.64 | 1.14 | 2140.60 | 2141.46 |
| MW-06 | 10/22/2007 | 2293.24 | 151.88 | 152.98 | 1.10 | 2140.26 | 2141.09 |
| MW-06 | 11/28/2007 | 2293.24 | NP | 152.95 | NP | 2140.29 | 2140.29 |
| MW-06 | 12/31/2007 | 2293.24 | 153.01 | 153.70 | 0.69 | 2139.54 | 2140.06 |
| MW-06 | 1/26/2008 | 2293.24 | 152.80 | 153.42 | 0.62 | 2139.82 | 2140.29 |
| MW-06 | 2/29/2008 | 2293.24 | 152.92 | 153.55 | 0.63 | 2139.69 | 2140.16 |
| MW-06 | 3/31/2008 | 2293.24 | 152.48 | 153.07 | 0.59 | 2140.17 | 2140.61 |
| MW-06 | 4/21/2008 | 2293.24 | 152.69 | 153.28 | 0.59 | 2139.96 | 2140.40 |
| MW-06 | 5/23/2008 | 2293.24 | 153.04 | 153.94 | 0.90 | 2139.30 | 2139.98 |
| MW-06 | 6/25/2008 | 2293.24 | 153.26 | 154.11 | 0.85 | 2139.13 | 2139.77 |
| MW-06 | 7/28/2008 | 2293.24 | 153.60 | 154.50 | 0.90 | 2138.74 | 2139.42 |
| MW-06 | 8/25/2008 | 2293.24 | 152.33 | 152.65 | 0.32 | 2140.59 | 2140.83 |
| MW-06 | 9/30/2008 | 2293.24 | NP | 150.85 | NP | 2142.39 | 2142.39 |
| MW-06 | 10/13/2008 | 2293.24 | NP | 150.76 | NP | 2142.48 | 2142.48 |
| MW-06 | 11/26/2008 | 2293.24 | 151.52 | 151.66 | 0.14 | 2141.58 | 2141.69 |
| MW-06 | 12/23/2008 | 2293.24 | 151.90 | 152.14 | 0.24 | 2141.10 | 2141.28 |
| MW-06 | 1/26/2009 | 2293.24 | 152.03 | 152.27 | 0.24 | 2140.97 | 2141.15 |
| MW-06 | 2/27/2009 | 2293.24 | 152.10 | 152.32 | 0.22 | 2140.92 | 2141.09 |
| MW-06 | 3/26/2009 | 2293.24 | 152.30 | 152.75 | 0.45 | 2140.49 | 2140.83 |
| MW-06 | 4/27/2009 | 2293.24 | 152.41 | 152.85 | 0.44 | 2140.39 | 2140.72 |
| MW-06 | 5/20/2009 | 2293.24 | 152.76 | 153.18 | 0.42 | 2140.06 | 2140.38 |
| MW-06 | 6/16/2009 | 2293.24 | 153.38 | 153.83 | 0.45 | 2139.41 | 2139.75 |
| MW-06 | 7/20/2009 | 2293.24 | 153.75 | 154.34 | 0.59 | 2138.90 | 2139.34 |
| MW-06 | 8/31/2009 | 2293.24 | 154.10 | 154.57 | 0.47 | 2138.67 | 2139.02 |
| MW-06 | 9/29/2009 | 2293.24 | 154.32 | 154.77 | 0.45 | 2138.47 | 2138.81 |
| MW-06 | 10/22/2009 | 2293.24 | 154.45 | 154.47 | 0.02 | 2138.77 | 2138.79 |
| MW-06 | 11/25/2009 | 2293.24 | 154.82 | 155.18 | 0.36 | 2138.06 | 2138.33 |
| MW-06 | 12/14/2009 | 2293.24 | NP | 155.30 | NP | 2137.94 | 2137.94 |
| MW-06 | 1/18/2010 | 2293.24 | 154.85 | 155.11 | 0.26 | 2138.13 | 2138.33 |
| MW-06 | 2/26/2010 | 2293.24 | 154.95 | 155.14 | 0.19 | 2138.10 | 2138.24 |
| MW-06 | 3/22/2010 | 2293.24 | NP | 154.28 | NP | 2138.96 | 2138.96 |
| MW-06 | 4/12/2010 | 2293.24 | NP | 154.23 | NP | 2139.01 | 2139.01 |
| MW-06 | 5/27/2010 | 2293.24 | 154.58 | 154.63 | 0.05 | 2138.61 | 2138.65 |
| MW-06 | 6/22/2010 | 2293.24 | 154.95 | 154.98 | 0.03 | 2138.26 | 2138.28 |
| MW-06 | 7/12/2010 | 2293.24 | 155.19 | 155.21 | 0.02 | 2138.03 | 2138.05 |
| MW-06 | 8/26/2010 | 2293.24 | 155.34 | 155.37 | 0.03 | 2137.87 | 2137.89 |
| MW-06 | 9/22/2010 | 2293.24 | 155.04 | 155.05 | 0.01 | 2138.19 | 2138.20 |
| MW-06 | 10/5/2010 | 2293.24 | 154.96 | 155.00 | 0.04 | 2138.24 | 2138.27 |
| MW-06 | 10/18/2010 | 2293.24 | NP | 154.76 | NP | 2138.48 | 2138.48 |
| MW-06 | 11/30/2010 | 2293.24 | NP | 155.22 | NP | 2138.02 | 2138.02 |
| MW-06 | 12/21/2010 | 2293.24 | NP | 155.55 | NP | 2137.69 | 2137.69 |
| MW-06 | 1/10/2011 | 2293.24 | NP | 155.22 | NP | 2138.02 | 2138.02 |
| MW-06 | 2/17/2011 | 2293.24 | NP | 155.60 | NP | 2137.64 | 2137.64 |
| MW-06 | 3/25/2011 | 2293.24 | NP | 155.83 | NP | 2137.41 | 2137.41 |
| MW-06 | 4/11/2011 | 2293.24 | NP | 155.79 | NP | 2137.45 | 2137.45 |
| MW-06 | 5/9/2011 | 2293.24 | NP | 156.87 | NP | 2136.37 | 2136.37 |

| Well ID | Measurement Date | Measuring Point Elevation (ft amsl) | Depth to LNAPL (ft btoc) | Depth to Water (ft btoc) | Apparent LNAPL Thickness (ft) | Uncorrected Groundwater Elevation (ft amsl) | Potentiometric Surface Elevation (ft amsl) |
|---|---|---|---|---|---|---|---|
| MW-06 | 6/29/2011 | 2293.24 | NP | 156.69 | NP | 2136.55 | 2136.55 |
| MW-06 | 7/11/2011 | 2293.24 | NP | 156.89 | NP | 2136.35 | 2136.35 |
| MW-06 | 8/31/2011 | 2293.24 | 157.38 | 157.96 | 0.58 | 2135.28 | 2135.72 |
| MW-06 | 9/28/2011 | 2293.24 | NP | 157.53 | NP | 2135.71 | 2135.71 |
| MW-06 | 10/10/2011 | 2293.24 | NP | 157.02 | NP | 2136.22 | 2136.22 |
| MW-06 | 11/16/2011 | 2293.24 | NP | 156.67 | NP | 2136.57 | 2136.57 |
| MW-06 | 12/29/2011 | 2293.24 | NP | 156.83 | NP | 2136.41 | 2136.41 |
| MW-06 | 1/16/2012 | 2293.24 | NP | 156.76 | NP | 2136.48 | 2136.48 |
| MW-06 | 2/28/2012 | 2293.24 | NP | 156.48 | NP | 2136.76 | 2136.76 |
| MW-06 | 3/30/2012 | 2293.24 | NP | 156.72 | NP | 2136.52 | 2136.52 |
| MW-06 | 4/2/2012 | 2293.24 | NP | 156.82 | NP | 2136.42 | 2136.42 |
| MW-06 | 5/30/2012 | 2293.24 | NP | 157.64 | NP | 2135.60 | 2135.60 |
| MW-06 | 6/29/2012 | 2293.24 | NP | 157.92 | NP | 2135.32 | 2135.32 |
| MW-06 | 7/9/2012 | 2293.24 | NP | 157.94 | NP | 2135.30 | 2135.30 |
| MW-06 | 8/29/2012 | 2293.24 | NP | 157.65 | NP | 2135.59 | 2135.59 |
| MW-06 | 9/25/2012 | 2293.24 | NP | 157.23 | NP | 2136.01 | 2136.01 |
| MW-06 | 10/22/2012 | 2293.24 | NP | 157.39 | NP | 2135.85 | 2135.85 |
| MW-06 | 11/15/2012 | 2293.24 | NP | 157.75 | NP | 2135.49 | 2135.49 |
| MW-06 | 12/13/2012 | 2293.24 | NP | 158.05 | NP | 2135.19 | 2135.19 |
| MW-06 | 1/21/2013 | 2293.24 | NP | 158.10 | NP | 2135.14 | 2135.14 |
| MW-06 | 2/13/2013 | 2293.24 | NP | 158.15 | NP | 2135.09 | 2135.09 |
| MW-06 | 3/21/2013 | 2293.24 | NP | 158.22 | NP | 2135.02 | 2135.02 |
| MW-06 | 4/15/2013 | 2293.24 | NP | 158.34 | NP | 2134.90 | 2134.90 |
| MW-06 | 5/23/2013 | 2293.24 | NP | 158.53 | NP | 2134.71 | 2134.71 |
| MW-06 | 6/26/2013 | 2293.24 | NP | 158.87 | NP | 2134.37 | 2134.37 |
| MW-06 | 7/8/2013 | 2293.24 | NP | 158.94 | NP | 2134.30 | 2134.30 |
| MW-06 | 8/8/2013 | 2293.24 | NP | 159.13 | NP | 2134.11 | 2134.11 |
| MW-06 | 9/5/2013 | 2293.24 | NP | 159.05 | NP | 2134.19 | 2134.19 |
| MW-06 | 10/3/2013 | 2293.24 | NP | 159.20 | NP | 2134.04 | 2134.04 |
| MW-06 | 12/31/2013 | 2289.63 | NP | 156.10 | NP | 2133.53 | 2133.53 |
| MW-06 | 1/10/2014 | 2289.63 | NP | 155.97 | NP | 2133.66 | 2133.66 |
| MW-06 | 2/18/2014 | 2289.63 | NP | 156.06 | NP | 2133.57 | 2133.57 |
| MW-06 | 3/12/2014 | 2289.63 | NP | 156.09 | NP | 2133.54 | 2133.54 |
| MW-06 | 4/17/2014 | 2289.63 | NP | 156.24 | NP | 2133.39 | 2133.39 |
| MW-06 | 5/22/2014 | 2289.63 | NP | 156.56 | NP | 2133.07 | 2133.07 |
| MW-06 | 6/20/2014 | 2289.63 | NP | 156.89 | NP | 2132.74 | 2132.74 |
| MW-06 | 7/15/2014 | 2289.63 | NP | 157.20 | NP | 2132.43 | 2132.43 |
| MW-06 | 8/14/2014 | 2289.63 | NP | 157.48 | NP | 2132.15 | 2132.15 |
| MW-06 | 9/9/2014 | 2289.63 | NP | 157.42 | NP | 2132.21 | 2132.21 |
| MW-06 | 10/1/2014 | 2289.63 | NP | 156.68 | NP | 2132.95 | 2132.95 |
| MW-06 | 11/18/2014 | 2289.63 | NP | 156.43 | NP | 2133.20 | 2133.20 |
| MW-06 | 12/16/2014 | 2289.63 | NP | 156.42 | NP | 2133.21 | 2133.21 |
| MW-06 | 1/19/2015 | 2289.63 | NP | 156.21 | NP | 2133.42 | 2133.42 |
| MW-06 | 2/19/2015 | 2289.63 | NP | 155.95 | NP | 2133.68 | 2133.68 |
| MW-06 | 3/26/2015 | 2289.63 | NP | 155.64 | NP | 2133.99 | 2133.99 |
| MW-06 | 4/16/2015 | 2289.63 | NP | 155.52 | NP | 2134.11 | 2134.11 |

| Well ID | Measurement Date | Measuring Point Elevation (ft amsl) | Depth to LNAPL (ft btoc) | Depth to Water (ft btoc) | Apparent LNAPL Thickness (ft) | Uncorrected Groundwater Elevation (ft amsl) | Potentiometric Surface Elevation (ft amsl) |
|---|---|---|---|---|---|---|---|
| MW-06 | 5/19/2015 | 2289.63 | NP | 155.79 | NP | 2133.84 | 2133.84 |
| MW-06 | 6/22/2015 | 2289.63 | NP | 156.37 | NP | 2133.26 | 2133.26 |
| MW-06 | 1/5/2016 | 2289.63 | NP | 154.90 | NP | 2134.73 | 2134.73 |
| MW-06 | 2/10/2016 | 2289.63 | NP | 154.50 | NP | 2135.13 | 2135.13 |
| MW-06 | 3/2/2016 | 2289.63 | NP | 154.34 | NP | 2135.29 | 2135.29 |
| MW-06 | 4/4/2016 | 2289.63 | NP | 153.11 | NP | 2136.52 | 2136.52 |
| MW-06 | 5/10/2016 | 2289.63 | NP | 153.98 | NP | 2135.65 | 2135.65 |
| MW-06 | 6/27/2016 | 2289.63 | NP | 154.36 | NP | 2135.27 | 2135.27 |
| MW-06 | 7/29/2016 | 2289.63 | NP | 153.65 | NP | 2135.98 | 2135.98 |
| MW-06 | 8/31/2016 | 2289.63 | NP | 153.34 | NP | 2136.29 | 2136.29 |
| MW-06 | 9/30/2016 | 2289.63 | NP | 153.15 | NP | 2136.48 | 2136.48 |
| MW-06 | 10/14/2016 | 2289.63 | NP | 153.16 | NP | 2136.47 | 2136.47 |
| MW-06 | 11/21/2016 | 2289.63 | NP | 153.24 | NP | 2136.39 | 2136.39 |
| MW-06 | 12/27/2016 | 2289.63 | NP | 153.13 | NP | 2136.50 | 2136.50 |
| MW-06 | 1/27/2017 | 2289.63 | NP | 153.08 | NP | 2136.55 | 2136.55 |
| MW-06 | 2/28/2017 | 2289.63 | NP | 152.51 | NP | 2137.12 | 2137.12 |
| MW-06 | 3/31/2017 | 2289.63 | NP | 152.50 | NP | 2137.13 | 2137.13 |
| MW-06 | 4/21/2017 | 2289.63 | NP | 152.26 | NP | 2137.37 | 2137.37 |
| MW-06 | 5/16/2017 | 2289.63 | NP | 152.30 | NP | 2137.33 | 2137.33 |
| MW-06 | 6/13/2017 | 2289.63 | NP | 152.41 | NP | 2137.22 | 2137.22 |
| MW-06 | 7/13/2017 | 2289.63 | NP | 152.66 | NP | 2136.97 | 2136.97 |
| MW-06 | 8/17/2017 | 2289.63 | NP | 151.19 | NP | 2138.44 | 2138.44 |
| MW-06 | 9/20/2017 | 2289.63 | NP | 150.10 | NP | 2139.53 | 2139.53 |
| MW-06 | 10/26/2017 | 2289.63 | NP | 150.42 | NP | 2139.21 | 2139.21 |
| MW-06 | 11/30/2017 | 2289.63 | NP | 150.35 | NP | 2139.28 | 2139.28 |
| MW-06 | 12/12/2017 | 2289.63 | NP | 150.31 | NP | 2139.32 | 2139.32 |
| MW-06 | 1/31/2018 | 2289.63 | NP | 150.24 | NP | 2139.39 | 2139.39 |
| MW-06 | 2/21/2018 | 2289.63 | NP | 150.10 | NP | 2139.53 | 2139.53 |
| MW-06 | 3/26/2018 | 2289.63 | NP | 149.97 | NP | 2139.66 | 2139.66 |
| MW-06 | 4/10/2018 | 2289.63 | NP | 150.05 | NP | 2139.58 | 2139.58 |
| MW-06 | 5/23/2018 | 2289.63 | NP | 149.89 | NP | 2139.74 | 2139.74 |
| MW-06 | 6/27/2018 | 2289.63 | NP | 154.85 | NP | 2134.78 | 2134.78 |
| MW-06 | 7/16/2018 | 2289.63 | NP | 149.95 | NP | 2139.68 | 2139.68 |
| MW-06 | 8/23/2018 | 2289.63 | NP | 149.84 | NP | 2139.79 | 2139.79 |
| MW-06 | 9/27/2018 | 2289.63 | NP | 148.94 | NP | 2140.69 | 2140.69 |
| MW-06 | 10/22/2018 | 2289.63 | NP | 148.51 | NP | 2141.12 | 2141.12 |
| MW-06 | 11/28/2018 | 2289.63 | NP | 147.55 | NP | 2142.08 | 2142.08 |
| MW-06 | 12/27/2018 | 2289.63 | NP | 147.38 | NP | 2142.25 | 2142.25 |
| MW-06 | 1/16/2019 | 2289.63 | NP | 147.43 | NP | 2142.20 | 2142.20 |
| MW-06 | 2/26/2019 | 2289.63 | NP | 146.89 | NP | 2142.74 | 2142.74 |
| MW-06 | 3/27/2019 | 2289.63 | NP | 146.56 | NP | 2143.07 | 2143.07 |
| MW-06 | 4/9/2019 | 2289.63 | NP | 146.28 | NP | 2143.35 | 2143.35 |
| MW-06 | 5/8/2019 | 2289.63 | NP | 146.05 | NP | 2143.58 | 2143.58 |
| MW-06 | 6/20/2019 | 2289.63 | NP | 146.18 | NP | 2143.45 | 2143.45 |
| MW-06 | 7/25/2019 | 2289.63 | NP | 146.17 | NP | 2143.46 | 2143.46 |
| MW-06 | 8/18/2019 | 2289.63 | NP | 146.35 | NP | 2143.28 | 2143.28 |

| Well ID | Measurement Date | Measuring Point Elevation (ft amsl) | Depth to LNAPL (ft btoc) | Depth to Water (ft btoc) | Apparent LNAPL Thickness (ft) | Uncorrected Groundwater Elevation (ft amsl) | Potentiometric Surface Elevation (ft amsl) |
|---|---|---|---|---|---|---|---|
| MW-06 | 9/24/2019 | 2289.63 | NP | 146.50 | NP | 2143.13 | 2143.13 |
| MW-06 | 10/17/2019 | 2289.63 | NP | 146.73 | NP | 2142.90 | 2142.90 |
| MW-06 | 11/27/2019 | 2289.63 | NP | 146.75 | NP | 2142.88 | 2142.88 |
| MW-06 | 12/17/2019 | 2289.63 | NP | 146.69 | NP | 2142.94 | 2142.94 |
| MW-06 | 1/24/2020 | 2289.63 | NP | 146.04 | NP | 2143.59 | 2143.59 |
| MW-06 | 2/16/2020 | 2289.63 | NP | 145.70 | NP | 2143.93 | 2143.93 |
| MW-06 | 3/10/2020 | 2289.63 | NP | 145.74 | NP | 2143.89 | 2143.89 |
| MW-06 | 4/2/2020 | 2289.63 | NP | 145.94 | NP | 2143.69 | 2143.69 |
| MW-06 | 5/18/2020 | 2289.63 | NP | 146.08 | NP | 2143.55 | 2143.55 |
| MW-06 | 6/25/2020 | 2289.63 | NP | 146.54 | NP | 2143.09 | 2143.09 |
| MW-06 | 7/7/2020 | 2289.63 | NP | 146.51 | NP | 2143.12 | 2143.12 |
| MW-06 | 8/31/2020 | 2289.63 | NP | 147.67 | NP | 2141.96 | 2141.96 |
| MW-06 | 9/16/2020 | 2289.63 | NP | 148.03 | NP | 2141.60 | 2141.60 |
| MW-06 | 10/30/2020 | 2289.63 | NP | 149.40 | NP | 2140.23 | 2140.23 |
| MW-06 | 11/30/2020 | 2289.63 | NP | 150.61 | NP | 2139.02 | 2139.02 |
| MW-06 | 12/31/2020 | 2289.63 | NP | 150.99 | NP | 2138.64 | 2138.64 |
| MW-06 | 1/20/2021 | 2289.63 | NP | 151.32 | NP | 2138.31 | 2138.31 |
| MW-06 | 3/1/2021 | 2289.63 | NP | 152.19 | NP | 2137.44 | 2137.44 |
| MW-06 | 3/27/2021 | 2289.63 | NP | 152.53 | NP | 2137.10 | 2137.10 |
| MW-06 | 4/9/2021 | 2289.63 | NP | 152.63 | NP | 2137.00 | 2137.00 |
| MW-06 | 5/25/2021 | 2289.63 | NP | 153.31 | NP | 2136.32 | 2136.32 |
| MW-06 | 7/8/2021 | 2289.63 | NP | 153.99 | NP | 2135.64 | 2135.64 |
| MW-06 | 8/30/2021 | 2289.63 | NP | 153.01 | NP | 2136.62 | 2136.62 |
| MW-06 | 9/28/2021 | 2289.63 | NP | 151.65 | NP | 2137.98 | 2137.98 |
| MW-06 | 10/18/2021 | 2289.63 | NP | 151.80 | NP | 2137.83 | 2137.83 |
| MW-06 | 11/24/2021 | 2289.63 | NP | 152.27 | NP | 2137.36 | 2137.36 |
| MW-06 | 12/21/2021 | 2289.63 | NP | 152.45 | NP | 2137.18 | 2137.18 |
| MW-06 | 1/26/2022 | 2289.63 | NP | 152.65 | NP | 2136.98 | 2136.98 |
| MW-06 | 2/21/2022 | 2289.63 | NP | 152.86 | NP | 2136.77 | 2136.77 |
| MW-06 | 3/16/2022 | 2289.63 | NP | 152.40 | NP | 2137.23 | 2137.23 |
| MW-06 | 4/6/2022 | 2289.63 | NP | 153.16 | NP | 2136.47 | 2136.47 |
| MW-06 | 6/17/2022 | 2289.63 | NP | 153.87 | NP | 2135.76 | 2135.76 |
| MW-06 | 7/15/2022 | 2289.63 | NP | 154.02 | NP | 2135.61 | 2135.61 |
| MW-06 | 8/17/2022 | 2289.63 | NP | 154.35 | NP | 2135.28 | 2135.28 |
| MW-06 | 10/13/2022 | 2289.63 | NP | 153.53 | NP | 2136.10 | 2136.10 |
| MW-06 | 11/2/2022 | 2289.63 | NP | 153.14 | NP | 2136.49 | 2136.49 |
| MW-06 | 12/12/2022 | 2289.63 | NP | 152.90 | NP | 2136.73 | 2136.73 |
| MW-06 | 1/10/2023 | 2289.63 | NP | 152.95 | NP | 2136.68 | 2136.68 |
| MW-06 | 2/27/2023 | 2289.63 | NP | 155.81 | NP | 2133.82 | 2133.82 |
| MW-06 | 3/27/2023 | 2289.63 | NP | 155.86 | NP | 2133.77 | 2133.77 |
| MW-06 | 4/25/2023 | 2289.63 | NP | 155.41 | NP | 2134.22 | 2134.22 |
| MW-06 | 5/30/2023 | 2289.63 | NP | 155.31 | NP | 2134.32 | 2134.32 |
| MW-06 | 6/6/2023 | 2289.63 | NP | 154.76 | NP | 2134.87 | 2134.87 |
| MW-06 | 8/15/2023 | 2289.63 | NP | 151.88 | NP | 2137.75 | 2137.75 |
| MW-06 | 9/20/2023 | 2289.63 | NP | 151.79 | NP | 2137.84 | 2137.84 |
| MW-06 | 10/31/2023 | 2289.63 | NP | 151.68 | NP | 2137.95 | 2137.95 |

| Well ID | Measurement Date | Measuring Point Elevation (ft amsl) | Depth to LNAPL (ft btoc) | Depth to Water (ft btoc) | Apparent LNAPL Thickness (ft) | Uncorrected Groundwater Elevation (ft amsl) | Potentiometric Surface Elevation (ft amsl) |
|---|---|---|---|---|---|---|---|
| MW-06 | 11/14/2023 | 2289.63 | NP | 151.54 | NP | 2138.09 | 2138.09 |
| MW-06 | 12/21/2023 | 2289.63 | NP | 151.81 | NP | 2137.82 | 2137.82 |
| MW-06 | 2/28/2024 | 2289.63 | NP | 150.43 | NP | 2139.20 | 2139.20 |
| MW-06 | 3/28/2024 | 2289.63 | NP | 149.80 | NP | 2139.83 | 2139.83 |
| MW-06 | 4/30/2024 | 2289.63 | NP | 148.38 | NP | 2141.25 | 2141.25 |
| MW-06 | 5/23/2024 | 2289.63 | NP | 147.02 | NP | 2142.61 | 2142.61 |
| MW-06 | 6/26/2024 | 2289.63 | NP | 147.85 | NP | 2141.78 | 2141.78 |
| MW-07 | 10/29/2003 | 2292.16 | NP | 142.46 | NP | 2149.70 | 2149.70 |
| MW-07 | 10/30/2003 | 2292.16 | NP | 142.45 | NP | 2149.71 | 2149.71 |
| MW-07 | 10/31/2003 | 2292.16 | NP | 142.40 | NP | 2149.76 | 2149.76 |
| MW-07 | 11/3/2003 | 2292.16 | NP | 142.55 | NP | 2149.61 | 2149.61 |
| MW-07 | 11/4/2003 | 2292.16 | NP | 142.50 | NP | 2149.66 | 2149.66 |
| MW-07 | 11/5/2003 | 2292.16 | NP | 142.54 | NP | 2149.62 | 2149.62 |
| MW-07 | 11/6/2003 | 2292.16 | NP | 142.47 | NP | 2149.69 | 2149.69 |
| MW-07 | 11/7/2003 | 2292.16 | NP | 142.56 | NP | 2149.60 | 2149.60 |
| MW-07 | 11/10/2003 | 2292.16 | NP | 142.57 | NP | 2149.59 | 2149.59 |
| MW-07 | 11/11/2003 | 2292.16 | NP | 142.61 | NP | 2149.55 | 2149.55 |
| MW-07 | 11/12/2003 | 2292.16 | NP | 142.59 | NP | 2149.57 | 2149.57 |
| MW-07 | 11/13/2003 | 2292.16 | NP | 142.63 | NP | 2149.53 | 2149.53 |
| MW-07 | 11/14/2003 | 2292.16 | NP | 142.58 | NP | 2149.58 | 2149.58 |
| MW-07 | 11/17/2003 | 2292.16 | NP | 142.61 | NP | 2149.55 | 2149.55 |
| MW-07 | 11/18/2003 | 2292.16 | NP | 142.59 | NP | 2149.57 | 2149.57 |
| MW-07 | 11/19/2003 | 2292.16 | NP | 142.57 | NP | 2149.59 | 2149.59 |
| MW-07 | 11/20/2003 | 2292.16 | NP | 142.67 | NP | 2149.49 | 2149.49 |
| MW-07 | 11/24/2003 | 2292.16 | NP | 142.63 | NP | 2149.53 | 2149.53 |
| MW-07 | 11/26/2003 | 2292.16 | NP | 142.71 | NP | 2149.45 | 2149.45 |
| MW-07 | 12/1/2003 | 2292.16 | NP | 142.63 | NP | 2149.53 | 2149.53 |
| MW-07 | 1/19/2004 | 2292.16 | NP | 143.00 | NP | 2149.16 | 2149.16 |
| MW-07 | 1/26/2004 | 2292.16 | NP | 143.12 | NP | 2149.04 | 2149.04 |
| MW-07 | 1/29/2004 | 2292.16 | NP | 143.15 | NP | 2149.01 | 2149.01 |
| MW-07 | 2/5/2004 | 2292.16 | NP | 143.00 | NP | 2149.16 | 2149.16 |
| MW-07 | 2/12/2004 | 2292.16 | NP | 143.26 | NP | 2148.90 | 2148.90 |
| MW-07 | 2/23/2004 | 2292.16 | NP | 143.31 | NP | 2148.85 | 2148.85 |
| MW-07 | 3/2/2004 | 2292.16 | NP | 143.31 | NP | 2148.85 | 2148.85 |
| MW-07 | 3/8/2004 | 2292.16 | NP | 143.31 | NP | 2148.85 | 2148.85 |
| MW-07 | 3/15/2004 | 2292.16 | NP | 143.45 | NP | 2148.71 | 2148.71 |
| MW-07 | 3/22/2004 | 2292.16 | NP | 143.48 | NP | 2148.68 | 2148.68 |
| MW-07 | 3/29/2004 | 2292.16 | NP | 143.51 | NP | 2148.65 | 2148.65 |
| MW-07 | 4/5/2004 | 2292.16 | NP | 143.55 | NP | 2148.61 | 2148.61 |
| MW-07 | 4/12/2004 | 2292.16 | NP | 143.58 | NP | 2148.58 | 2148.58 |
| MW-07 | 4/19/2004 | 2292.16 | NP | 143.63 | NP | 2148.53 | 2148.53 |
| MW-07 | 4/26/2004 | 2292.16 | NP | 143.66 | NP | 2148.50 | 2148.50 |
| MW-07 | 5/3/2004 | 2292.16 | NP | 143.64 | NP | 2148.52 | 2148.52 |
| MW-07 | 5/10/2004 | 2292.16 | NP | 143.65 | NP | 2148.51 | 2148.51 |
| MW-07 | 5/17/2004 | 2292.16 | NP | 143.75 | NP | 2148.41 | 2148.41 |
| MW-07 | 5/24/2004 | 2292.16 | NP | 143.78 | NP | 2148.38 | 2148.38 |

| Well ID | Measurement Date | Measuring Point Elevation (ft amsl) | Depth to LNAPL (ft btoc) | Depth to Water (ft btoc) | Apparent LNAPL Thickness (ft) | Uncorrected Groundwater Elevation (ft amsl) | Potentiometric Surface Elevation (ft amsl) |
|---|---|---|---|---|---|---|---|
| MW-07 | 5/31/2004 | 2292.16 | NP | 143.78 | NP | 2148.38 | 2148.38 |
| MW-07 | 6/7/2004 | 2292.16 | NP | 143.83 | NP | 2148.33 | 2148.33 |
| MW-07 | 6/14/2004 | 2292.16 | NP | 143.91 | NP | 2148.25 | 2148.25 |
| MW-07 | 6/21/2004 | 2292.16 | NP | 144.05 | NP | 2148.11 | 2148.11 |
| MW-07 | 6/28/2004 | 2292.16 | NP | 144.18 | NP | 2147.98 | 2147.98 |
| MW-07 | 7/6/2004 | 2292.16 | NP | 144.26 | NP | 2147.90 | 2147.90 |
| MW-07 | 7/12/2004 | 2292.16 | NP | 144.40 | NP | 2147.76 | 2147.76 |
| MW-07 | 8/2/2004 | 2292.16 | NP | 144.69 | NP | 2147.47 | 2147.47 |
| MW-07 | 8/9/2004 | 2292.16 | NP | 144.83 | NP | 2147.33 | 2147.33 |
| MW-07 | 8/16/2004 | 2292.16 | NP | 144.93 | NP | 2147.23 | 2147.23 |
| MW-07 | 8/16/2004 | 2292.16 | NP | 145.03 | NP | 2147.13 | 2147.13 |
| MW-07 | 8/30/2004 | 2292.16 | NP | 145.15 | NP | 2147.01 | 2147.01 |
| MW-07 | 9/8/2004 | 2292.16 | NP | 145.21 | NP | 2146.95 | 2146.95 |
| MW-07 | 9/13/2004 | 2292.16 | NP | 145.38 | NP | 2146.78 | 2146.78 |
| MW-07 | 9/20/2004 | 2292.16 | NP | 145.43 | NP | 2146.73 | 2146.73 |
| MW-07 | 9/27/2004 | 2292.16 | NP | 145.53 | NP | 2146.63 | 2146.63 |
| MW-07 | 10/4/2004 | 2292.16 | NP | 145.59 | NP | 2146.57 | 2146.57 |
| MW-07 | 10/11/2004 | 2292.16 | NP | 145.67 | NP | 2146.49 | 2146.49 |
| MW-07 | 10/18/2004 | 2292.16 | NP | 145.73 | NP | 2146.43 | 2146.43 |
| MW-07 | 10/25/2004 | 2292.16 | NP | 145.76 | NP | 2146.40 | 2146.40 |
| MW-07 | 11/1/2004 | 2292.16 | NP | 145.88 | NP | 2146.28 | 2146.28 |
| MW-07 | 11/8/2004 | 2292.16 | NP | 145.98 | NP | 2146.18 | 2146.18 |
| MW-07 | 11/15/2004 | 2292.16 | NP | 146.01 | NP | 2146.15 | 2146.15 |
| MW-07 | 11/30/2004 | 2292.16 | NP | 146.12 | NP | 2146.04 | 2146.04 |
| MW-07 | 12/6/2004 | 2292.16 | NP | 146.31 | NP | 2145.85 | 2145.85 |
| MW-07 | 12/13/2004 | 2292.16 | NP | 146.35 | NP | 2145.81 | 2145.81 |
| MW-07 | 12/20/2004 | 2292.16 | NP | 146.34 | NP | 2145.82 | 2145.82 |
| MW-07 | 1/4/2005 | 2292.16 | NP | 146.53 | NP | 2145.63 | 2145.63 |
| MW-07 | 1/10/2005 | 2292.16 | NP | 146.53 | NP | 2145.63 | 2145.63 |
| MW-07 | 1/17/2005 | 2292.16 | NP | 146.20 | NP | 2145.96 | 2145.96 |
| MW-07 | 1/24/2005 | 2292.16 | NP | 146.36 | NP | 2145.80 | 2145.80 |
| MW-07 | 1/31/2005 | 2292.16 | NP | 146.59 | NP | 2145.57 | 2145.57 |
| MW-07 | 2/23/2005 | 2292.16 | NP | 146.51 | NP | 2145.65 | 2145.65 |
| MW-07 | 3/2/2005 | 2292.16 | NP | 146.68 | NP | 2145.48 | 2145.48 |
| MW-07 | 3/7/2005 | 2292.16 | NP | 146.69 | NP | 2145.47 | 2145.47 |
| MW-07 | 3/14/2005 | 2292.16 | NP | 146.69 | NP | 2145.47 | 2145.47 |
| MW-07 | 3/21/2005 | 2292.16 | NP | 146.49 | NP | 2145.67 | 2145.67 |
| MW-07 | 3/27/2005 | 2292.16 | NP | 146.39 | NP | 2145.77 | 2145.77 |
| MW-07 | 4/11/2005 | 2292.16 | NP | 146.41 | NP | 2145.75 | 2145.75 |
| MW-07 | 4/18/2005 | 2292.16 | NP | 146.58 | NP | 2145.58 | 2145.58 |
| MW-07 | 4/25/2005 | 2292.16 | NP | 146.54 | NP | 2145.62 | 2145.62 |
| MW-07 | 5/2/2005 | 2292.16 | NP | 146.59 | NP | 2145.57 | 2145.57 |
| MW-07 | 5/10/2005 | 2292.16 | NP | 146.81 | NP | 2145.35 | 2145.35 |
| MW-07 | 5/16/2005 | 2292.16 | NP | 146.69 | NP | 2145.47 | 2145.47 |
| MW-07 | 5/23/2005 | 2292.16 | NP | 146.73 | NP | 2145.43 | 2145.43 |
| MW-07 | 5/30/2005 | 2292.16 | NP | 146.81 | NP | 2145.35 | 2145.35 |

| Well ID | Measurement Date | Measuring Point Elevation (ft amsl) | Depth to LNAPL (ft btoc) | Depth to Water (ft btoc) | Apparent LNAPL Thickness (ft) | Uncorrected Groundwater Elevation (ft amsl) | Potentiometric Surface Elevation (ft amsl) |
|---|---|---|---|---|---|---|---|
| MW-07 | 6/6/2005 | 2292.16 | NP | 146.85 | NP | 2145.31 | 2145.31 |
| MW-07 | 6/13/2005 | 2292.16 | NP | 146.92 | NP | 2145.24 | 2145.24 |
| MW-07 | 6/20/2005 | 2292.16 | NP | 146.93 | NP | 2145.23 | 2145.23 |
| MW-07 | 6/27/2005 | 2292.16 | NP | 147.03 | NP | 2145.13 | 2145.13 |
| MW-07 | 7/11/2005 | 2292.16 | NP | 147.19 | NP | 2144.97 | 2144.97 |
| MW-07 | 7/18/2005 | 2292.16 | NP | 147.28 | NP | 2144.88 | 2144.88 |
| MW-07 | 7/25/2005 | 2292.16 | NP | 147.33 | NP | 2144.83 | 2144.83 |
| MW-07 | 8/1/2005 | 2292.16 | NP | 147.41 | NP | 2144.75 | 2144.75 |
| MW-07 | 8/8/2005 | 2292.16 | NP | 147.49 | NP | 2144.67 | 2144.67 |
| MW-07 | 8/15/2005 | 2292.16 | NP | 147.54 | NP | 2144.62 | 2144.62 |
| MW-07 | 8/22/2005 | 2292.16 | NP | 147.54 | NP | 2144.62 | 2144.62 |
| MW-07 | 8/29/2005 | 2292.16 | NP | 147.31 | NP | 2144.85 | 2144.85 |
| MW-07 | 9/7/2005 | 2292.16 | NP | 146.92 | NP | 2145.24 | 2145.24 |
| MW-07 | 9/12/2005 | 2292.16 | NP | 146.67 | NP | 2145.49 | 2145.49 |
| MW-07 | 9/19/2005 | 2292.16 | NP | 146.48 | NP | 2145.68 | 2145.68 |
| MW-07 | 9/26/2005 | 2292.16 | NP | 146.43 | NP | 2145.73 | 2145.73 |
| MW-07 | 10/3/2005 | 2292.16 | NP | 146.51 | NP | 2145.65 | 2145.65 |
| MW-07 | 10/10/2005 | 2292.16 | NP | 146.65 | NP | 2145.51 | 2145.51 |
| MW-07 | 10/17/2005 | 2292.16 | NP | 146.74 | NP | 2145.42 | 2145.42 |
| MW-07 | 10/24/2005 | 2292.16 | NP | 146.89 | NP | 2145.27 | 2145.27 |
| MW-07 | 10/31/2005 | 2292.16 | NP | 147.03 | NP | 2145.13 | 2145.13 |
| MW-07 | 11/7/2005 | 2292.16 | NP | 147.15 | NP | 2145.01 | 2145.01 |
| MW-07 | 11/14/2005 | 2292.16 | NP | 147.28 | NP | 2144.88 | 2144.88 |
| MW-07 | 11/21/2005 | 2292.16 | NP | 147.40 | NP | 2144.76 | 2144.76 |
| MW-07 | 12/5/2005 | 2292.16 | NP | 147.53 | NP | 2144.63 | 2144.63 |
| MW-07 | 12/19/2005 | 2292.16 | NP | 147.59 | NP | 2144.57 | 2144.57 |
| MW-07 | 1/9/2006 | 2292.16 | NP | 147.72 | NP | 2144.44 | 2144.44 |
| MW-07 | 1/16/2006 | 2292.16 | NP | 147.81 | NP | 2144.35 | 2144.35 |
| MW-07 | 1/30/2006 | 2292.16 | NP | 147.83 | NP | 2144.33 | 2144.33 |
| MW-07 | 2/13/2006 | 2292.16 | NP | 147.92 | NP | 2144.24 | 2144.24 |
| MW-07 | 2/27/2006 | 2292.16 | NP | 148.00 | NP | 2144.16 | 2144.16 |
| MW-07 | 3/6/2006 | 2292.16 | NP | 148.02 | NP | 2144.14 | 2144.14 |
| MW-07 | 3/13/2006 | 2292.16 | NP | 148.04 | NP | 2144.12 | 2144.12 |
| MW-07 | 3/20/2006 | 2292.16 | NP | 148.07 | NP | 2144.09 | 2144.09 |
| MW-07 | 3/27/2006 | 2292.16 | NP | 148.09 | NP | 2144.07 | 2144.07 |
| MW-07 | 4/3/2006 | 2292.16 | NP | 148.13 | NP | 2144.03 | 2144.03 |
| MW-07 | 4/10/2006 | 2292.16 | NP | 148.19 | NP | 2143.97 | 2143.97 |
| MW-07 | 4/17/2006 | 2292.16 | NP | 148.22 | NP | 2143.94 | 2143.94 |
| MW-07 | 4/24/2006 | 2292.16 | NP | 148.25 | NP | 2143.91 | 2143.91 |
| MW-07 | 5/1/2006 | 2292.16 | NP | 148.27 | NP | 2143.89 | 2143.89 |
| MW-07 | 5/15/2006 | 2292.16 | NP | 148.32 | NP | 2143.84 | 2143.84 |
| MW-07 | 5/22/2006 | 2292.16 | NP | 148.36 | NP | 2143.80 | 2143.80 |
| MW-07 | 5/30/2006 | 2292.16 | NP | 148.50 | NP | 2143.66 | 2143.66 |
| MW-07 | 6/5/2006 | 2292.16 | NP | 148.59 | NP | 2143.57 | 2143.57 |
| MW-07 | 6/12/2006 | 2292.16 | NP | 148.65 | NP | 2143.51 | 2143.51 |
| MW-07 | 6/26/2006 | 2292.16 | NP | 148.81 | NP | 2143.35 | 2143.35 |

| Well ID | Measurement Date | Measuring Point Elevation (ft amsl) | Depth to LNAPL (ft btoc) | Depth to Water (ft btoc) | Apparent LNAPL Thickness (ft) | Uncorrected Groundwater Elevation (ft amsl) | Potentiometric Surface Elevation (ft amsl) |
|---|---|---|---|---|---|---|---|
| MW-07 | 7/10/2006 | 2292.16 | NP | 148.94 | NP | 2143.22 | 2143.22 |
| MW-07 | 8/2/2006 | 2292.16 | NP | 149.08 | NP | 2143.08 | 2143.08 |
| MW-07 | 8/14/2006 | 2292.16 | NP | 149.18 | NP | 2142.98 | 2142.98 |
| MW-07 | 8/23/2006 | 2292.16 | NP | 148.90 | NP | 2143.26 | 2143.26 |
| MW-07 | 9/19/2006 | 2292.16 | NP | 147.70 | NP | 2144.46 | 2144.46 |
| MW-07 | 10/20/2006 | 2292.16 | NP | 147.11 | NP | 2145.05 | 2145.05 |
| MW-07 | 10/30/2006 | 2292.16 | NP | 147.30 | NP | 2144.86 | 2144.86 |
| MW-07 | 11/17/2006 | 2292.16 | NP | 147.59 | NP | 2144.57 | 2144.57 |
| MW-07 | 1/31/2007 | 2292.16 | NP | 148.72 | NP | 2143.44 | 2143.44 |
| MW-07 | 3/1/2007 | 2292.16 | NP | 148.91 | NP | 2143.25 | 2143.25 |
| MW-07 | 3/28/2007 | 2292.16 | NP | 149.08 | NP | 2143.08 | 2143.08 |
| MW-07 | 4/24/2007 | 2292.16 | NP | 149.89 | NP | 2142.27 | 2142.27 |
| MW-07 | 5/28/2007 | 2292.16 | NP | 149.35 | NP | 2142.81 | 2142.81 |
| MW-07 | 6/27/2007 | 2292.16 | NP | 149.69 | NP | 2142.47 | 2142.47 |
| MW-07 | 7/23/2007 | 2292.16 | NP | 150.59 | NP | 2141.57 | 2141.57 |
| MW-07 | 8/25/2007 | 2292.16 | NP | 148.94 | NP | 2143.22 | 2143.22 |
| MW-07 | 9/25/2007 | 2292.16 | NP | 148.55 | NP | 2143.61 | 2143.61 |
| MW-07 | 10/22/2007 | 2292.16 | NP | 148.94 | NP | 2143.22 | 2143.22 |
| MW-07 | 11/28/2007 | 2292.16 | NP | 149.91 | NP | 2142.25 | 2142.25 |
| MW-07 | 12/31/2007 | 2292.16 | NP | 150.02 | NP | 2142.14 | 2142.14 |
| MW-07 | 1/26/2008 | 2292.16 | NP | 149.77 | NP | 2142.39 | 2142.39 |
| MW-07 | 2/29/2008 | 2292.16 | NP | 149.94 | NP | 2142.22 | 2142.22 |
| MW-07 | 3/31/2008 | 2292.16 | NP | 149.51 | NP | 2142.65 | 2142.65 |
| MW-07 | 4/21/2008 | 2292.16 | NP | 149.73 | NP | 2142.43 | 2142.43 |
| MW-07 | 5/23/2008 | 2292.16 | NP | 150.14 | NP | 2142.02 | 2142.02 |
| MW-07 | 6/25/2008 | 2292.16 | NP | 150.30 | NP | 2141.86 | 2141.86 |
| MW-07 | 7/28/2008 | 2292.16 | NP | 150.50 | NP | 2141.66 | 2141.66 |
| MW-07 | 8/25/2008 | 2292.16 | NP | 149.03 | NP | 2143.13 | 2143.13 |
| MW-07 | 9/30/2008 | 2292.16 | NP | 147.62 | NP | 2144.54 | 2144.54 |
| MW-07 | 10/13/2008 | 2292.16 | NP | 148.29 | NP | 2143.87 | 2143.87 |
| MW-07 | 11/26/2008 | 2292.16 | NP | 148.44 | NP | 2143.72 | 2143.72 |
| MW-07 | 12/23/2008 | 2292.16 | NP | 148.82 | NP | 2143.34 | 2143.34 |
| MW-07 | 1/26/2009 | 2292.16 | NP | 149.11 | NP | 2143.05 | 2143.05 |
| MW-07 | 2/27/2009 | 2292.16 | NP | 149.06 | NP | 2143.10 | 2143.10 |
| MW-07 | 3/26/2009 | 2292.16 | NP | 149.28 | NP | 2142.88 | 2142.88 |
| MW-07 | 4/27/2009 | 2292.16 | NP | 149.41 | NP | 2142.75 | 2142.75 |
| MW-07 | 5/20/2009 | 2292.16 | NP | 149.76 | NP | 2142.40 | 2142.40 |
| MW-07 | 6/16/2009 | 2292.16 | NP | 150.32 | NP | 2141.84 | 2141.84 |
| MW-07 | 7/20/2009 | 2292.16 | NP | 150.71 | NP | 2141.45 | 2141.45 |
| MW-07 | 8/31/2009 | 2292.16 | NP | 151.03 | NP | 2141.13 | 2141.13 |
| MW-07 | 9/29/2009 | 2292.16 | NP | 151.21 | NP | 2140.95 | 2140.95 |
| MW-07 | 10/22/2009 | 2292.16 | NP | 151.32 | NP | 2140.84 | 2140.84 |
| MW-07 | 11/25/2009 | 2292.16 | NP | 151.68 | NP | 2140.48 | 2140.48 |
| MW-07 | 12/14/2009 | 2292.16 | NP | 151.71 | NP | 2140.45 | 2140.45 |
| MW-07 | 1/18/2010 | 2292.16 | NP | 151.75 | NP | 2140.41 | 2140.41 |
| MW-07 | 2/26/2010 | 2292.16 | NP | 151.75 | NP | 2140.41 | 2140.41 |

| Well ID | Measurement Date | Measuring Point Elevation (ft amsl) | Depth to LNAPL (ft btoc) | Depth to Water (ft btoc) | Apparent LNAPL Thickness (ft) | Uncorrected Groundwater Elevation (ft amsl) | Potentiometric Surface Elevation (ft amsl) |
|---|---|---|---|---|---|---|---|
| MW-07 | 3/22/2010 | 2292.16 | NP | 151.05 | NP | 2141.11 | 2141.11 |
| MW-07 | 4/12/2010 | 2292.16 | NP | 151.01 | NP | 2141.15 | 2141.15 |
| MW-07 | 5/27/2010 | 2292.16 | NP | 151.43 | NP | 2140.73 | 2140.73 |
| MW-07 | 6/22/2010 | 2292.16 | NP | 151.78 | NP | 2140.38 | 2140.38 |
| MW-07 | 7/12/2010 | 2292.16 | NP | 152.06 | NP | 2140.10 | 2140.10 |
| MW-07 | 8/26/2010 | 2292.16 | NP | 152.07 | NP | 2140.09 | 2140.09 |
| MW-07 | 9/22/2010 | 2292.16 | NP | 151.86 | NP | 2140.30 | 2140.30 |
| MW-07 | 10/5/2010 | 2292.16 | NP | 151.71 | NP | 2140.45 | 2140.45 |
| MW-07 | 10/18/2010 | 2292.16 | NP | 151.66 | NP | 2140.50 | 2140.50 |
| MW-07 | 11/30/2010 | 2292.16 | NP | 152.02 | NP | 2140.14 | 2140.14 |
| MW-07 | 12/21/2010 | 2292.16 | NP | 152.13 | NP | 2140.03 | 2140.03 |
| MW-07 | 1/10/2011 | 2292.16 | NP | 152.12 | NP | 2140.04 | 2140.04 |
| MW-07 | 2/17/2011 | 2292.16 | NP | 152.45 | NP | 2139.71 | 2139.71 |
| MW-07 | 3/25/2011 | 2292.16 | NP | 152.47 | NP | 2139.69 | 2139.69 |
| MW-07 | 4/11/2011 | 2292.16 | NP | 152.71 | NP | 2139.45 | 2139.45 |
| MW-07 | 5/9/2011 | 2292.16 | NP | 152.87 | NP | 2139.29 | 2139.29 |
| MW-07 | 7/11/2011 | 2292.16 | NP | 153.64 | NP | 2138.52 | 2138.52 |
| MW-07 | 8/31/2011 | 2292.16 | NP | 154.13 | NP | 2138.03 | 2138.03 |
| MW-07 | 9/28/2011 | 2292.16 | NP | 154.04 | NP | 2138.12 | 2138.12 |
| MW-07 | 10/10/2011 | 2292.16 | NP | 153.41 | NP | 2138.75 | 2138.75 |
| MW-07 | 11/16/2011 | 2292.16 | NP | 153.53 | NP | 2138.63 | 2138.63 |
| MW-07 | 12/29/2011 | 2292.16 | NP | 153.56 | NP | 2138.60 | 2138.60 |
| MW-07 | 1/16/2012 | 2292.16 | NP | 153.63 | NP | 2138.53 | 2138.53 |
| MW-07 | 2/28/2012 | 2292.16 | NP | 153.26 | NP | 2138.90 | 2138.90 |
| MW-07 | 3/30/2012 | 2292.16 | NP | 153.45 | NP | 2138.71 | 2138.71 |
| MW-07 | 4/2/2012 | 2292.16 | NP | 153.54 | NP | 2138.62 | 2138.62 |
| MW-07 | 5/30/2012 | 2292.16 | NP | 154.26 | NP | 2137.90 | 2137.90 |
| MW-07 | 6/29/2012 | 2292.16 | NP | 154.55 | NP | 2137.61 | 2137.61 |
| MW-07 | 7/9/2012 | 2292.16 | NP | 154.61 | NP | 2137.55 | 2137.55 |
| MW-07 | 8/29/2012 | 2292.16 | NP | 154.11 | NP | 2138.05 | 2138.05 |
| MW-07 | 9/25/2012 | 2292.16 | NP | 153.64 | NP | 2138.52 | 2138.52 |
| MW-07 | 10/22/2012 | 2292.16 | NP | 153.82 | NP | 2138.34 | 2138.34 |
| MW-07 | 11/15/2012 | 2292.16 | NP | 154.24 | NP | 2137.92 | 2137.92 |
| MW-07 | 12/13/2012 | 2292.16 | NP | 154.64 | NP | 2137.52 | 2137.52 |
| MW-07 | 1/21/2013 | 2292.16 | NP | 154.79 | NP | 2137.37 | 2137.37 |
| MW-07 | 2/13/2013 | 2292.16 | NP | 154.81 | NP | 2137.35 | 2137.35 |
| MW-07 | 3/21/2013 | 2292.16 | NP | 154.88 | NP | 2137.28 | 2137.28 |
| MW-07 | 4/15/2013 | 2292.16 | NP | 154.98 | NP | 2137.18 | 2137.18 |
| MW-07 | 5/23/2013 | 2292.16 | NP | 155.19 | NP | 2136.97 | 2136.97 |
| MW-07 | 6/26/2013 | 2292.16 | NP | 155.51 | NP | 2136.65 | 2136.65 |
| MW-07 | 7/8/2013 | 2292.16 | NP | 155.60 | NP | 2136.56 | 2136.56 |
| MW-07 | 8/8/2013 | 2292.16 | NP | 155.79 | NP | 2136.37 | 2136.37 |
| MW-07 | 9/5/2013 | 2292.16 | NP | 155.60 | NP | 2136.56 | 2136.56 |
| MW-07 | 10/3/2013 | 2292.16 | NP | 155.78 | NP | 2136.38 | 2136.38 |
| MW-07 | 11/27/2013 | 2292.16 | NP | 155.98 | NP | 2136.18 | 2136.18 |
| MW-07 | 12/31/2013 | 2292.16 | NP | 156.03 | NP | 2136.13 | 2136.13 |

| Well ID | Measurement Date | Measuring Point Elevation (ft amsl) | Depth to LNAPL (ft btoc) | Depth to Water (ft btoc) | Apparent LNAPL Thickness (ft) | Uncorrected Groundwater Elevation (ft amsl) | Potentiometric Surface Elevation (ft amsl) |
|---|---|---|---|---|---|---|---|
| MW-07 | 1/10/2014 | 2292.16 | NP | 156.15 | NP | 2136.01 | 2136.01 |
| MW-07 | 2/18/2014 | 2292.16 | NP | 156.28 | NP | 2135.88 | 2135.88 |
| MW-07 | 3/12/2014 | 2292.16 | NP | 156.33 | NP | 2135.83 | 2135.83 |
| MW-07 | 4/17/2014 | 2292.16 | NP | 156.51 | NP | 2135.65 | 2135.65 |
| MW-07 | 5/22/2014 | 2292.16 | NP | 156.83 | NP | 2135.33 | 2135.33 |
| MW-07 | 6/20/2014 | 2292.16 | NP | 157.10 | NP | 2135.06 | 2135.06 |
| MW-07 | 7/14/2014 | 2292.16 | NP | 157.37 | NP | 2134.79 | 2134.79 |
| MW-07 | 8/14/2014 | 2292.16 | NP | 157.68 | NP | 2134.48 | 2134.48 |
| MW-07 | 9/9/2014 | 2292.16 | NP | 157.38 | NP | 2134.78 | 2134.78 |
| MW-07 | 10/1/2014 | 2292.16 | NP | 156.62 | NP | 2135.54 | 2135.54 |
| MW-07 | 11/18/2014 | 2292.16 | NP | 156.50 | NP | 2135.66 | 2135.66 |
| MW-07 | 12/16/2014 | 2292.16 | NP | 156.55 | NP | 2135.61 | 2135.61 |
| MW-07 | 1/19/2015 | 2292.16 | NP | 156.36 | NP | 2135.80 | 2135.80 |
| MW-07 | 2/19/2015 | 2292.16 | NP | 156.22 | NP | 2135.94 | 2135.94 |
| MW-07 | 3/26/2015 | 2292.16 | NP | 155.91 | NP | 2136.25 | 2136.25 |
| MW-07 | 4/16/2015 | 2292.16 | NP | 155.81 | NP | 2136.35 | 2136.35 |
| MW-07 | 5/19/2015 | 2292.16 | NP | 156.07 | NP | 2136.09 | 2136.09 |
| MW-07 | 6/22/2015 | 2292.16 | NP | 156.65 | NP | 2135.51 | 2135.51 |
| MW-07 | 1/5/2016 | 2292.16 | NP | 155.28 | NP | 2136.88 | 2136.88 |
| MW-07 | 2/10/2016 | 2292.16 | NP | 154.92 | NP | 2137.24 | 2137.24 |
| MW-07 | 3/2/2016 | 2292.16 | NP | 154.77 | NP | 2137.39 | 2137.39 |
| MW-07 | 4/5/2016 | 2292.16 | NP | 154.61 | NP | 2137.55 | 2137.55 |
| MW-07 | 5/10/2016 | 2292.16 | NP | 154.46 | NP | 2137.70 | 2137.70 |
| MW-07 | 6/27/2016 | 2292.16 | NP | 154.77 | NP | 2137.39 | 2137.39 |
| MW-07 | 8/31/2016 | 2292.16 | NP | 154.22 | NP | 2137.94 | 2137.94 |
| MW-07 | 9/30/2016 | 2292.16 | NP | 153.40 | NP | 2138.76 | 2138.76 |
| MW-07 | 10/13/2016 | 2292.16 | NP | 153.42 | NP | 2138.74 | 2138.74 |
| MW-07 | 11/21/2016 | 2292.16 | NP | 153.56 | NP | 2138.60 | 2138.60 |
| MW-07 | 12/27/2016 | 2292.16 | NP | 153.51 | NP | 2138.65 | 2138.65 |
| MW-07 | 1/26/2017 | 2292.16 | NP | 153.48 | NP | 2138.68 | 2138.68 |
| MW-07 | 2/28/2017 | 2292.16 | NP | 152.98 | NP | 2139.18 | 2139.18 |
| MW-07 | 3/31/2017 | 2292.16 | NP | 152.94 | NP | 2139.22 | 2139.22 |
| MW-07 | 4/21/2017 | 2292.16 | NP | 152.72 | NP | 2139.44 | 2139.44 |
| MW-07 | 5/16/2017 | 2292.16 | NP | 152.78 | NP | 2139.38 | 2139.38 |
| MW-07 | 6/13/2017 | 2292.16 | NP | 152.92 | NP | 2139.24 | 2139.24 |
| MW-07 | 7/14/2017 | 2292.16 | NP | 153.11 | NP | 2139.05 | 2139.05 |
| MW-07 | 8/17/2017 | 2292.16 | NP | 151.29 | NP | 2140.87 | 2140.87 |
| MW-07 | 9/20/2017 | 2292.16 | NP | 150.52 | NP | 2141.64 | 2141.64 |
| MW-07 | 10/26/2017 | 2292.16 | NP | 150.72 | NP | 2141.44 | 2141.44 |
| MW-07 | 11/30/2017 | 2292.16 | NP | 150.75 | NP | 2141.41 | 2141.41 |
| MW-07 | 12/12/2017 | 2292.16 | NP | 150.77 | NP | 2141.39 | 2141.39 |
| MW-07 | 1/31/2018 | 2292.16 | NP | 150.57 | NP | 2141.59 | 2141.59 |
| MW-07 | 2/21/2018 | 2292.16 | NP | 150.53 | NP | 2141.63 | 2141.63 |
| MW-07 | 3/26/2018 | 2292.16 | NP | 150.50 | NP | 2141.66 | 2141.66 |
| MW-07 | 4/10/2018 | 2292.16 | NP | 153.80 | NP | 2138.36 | 2138.36 |
| MW-07 | 5/23/2018 | 2292.16 | NP | 150.43 | NP | 2141.73 | 2141.73 |

| Well ID | Measurement Date | Measuring Point Elevation (ft amsl) | Depth to LNAPL (ft btoc) | Depth to Water (ft btoc) | Apparent LNAPL Thickness (ft) | Uncorrected Groundwater Elevation (ft amsl) | Potentiometric Surface Elevation (ft amsl) |
|---|---|---|---|---|---|---|---|
| MW-07 | 6/27/2018 | 2292.16 | NP | 149.89 | NP | 2142.27 | 2142.27 |
| MW-07 | 7/16/2018 | 2292.16 | NP | 150.30 | NP | 2141.86 | 2141.86 |
| MW-07 | 8/23/2018 | 2292.16 | NP | 150.39 | NP | 2141.77 | 2141.77 |
| MW-07 | 9/27/2018 | 2292.16 | NP | 149.40 | NP | 2142.76 | 2142.76 |
| MW-07 | 10/22/2018 | 2292.16 | NP | 149.05 | NP | 2143.11 | 2143.11 |
| MW-07 | 11/28/2018 | 2292.16 | NP | 148.13 | NP | 2144.03 | 2144.03 |
| MW-07 | 12/27/2018 | 2292.16 | NP | 147.99 | NP | 2144.17 | 2144.17 |
| MW-07 | 1/16/2019 | 2292.16 | NP | 148.09 | NP | 2144.07 | 2144.07 |
| MW-07 | 2/26/2019 | 2292.16 | NP | 147.52 | NP | 2144.64 | 2144.64 |
| MW-07 | 3/27/2019 | 2292.16 | NP | 147.13 | NP | 2145.03 | 2145.03 |
| MW-07 | 4/9/2019 | 2292.16 | NP | 146.76 | NP | 2145.40 | 2145.40 |
| MW-07 | 5/8/2019 | 2292.16 | NP | 146.73 | NP | 2145.43 | 2145.43 |
| MW-07 | 6/20/2019 | 2292.16 | NP | 146.84 | NP | 2145.32 | 2145.32 |
| MW-07 | 7/25/2019 | 2292.16 | NP | 146.82 | NP | 2145.34 | 2145.34 |
| MW-07 | 8/18/2019 | 2292.16 | NP | 146.95 | NP | 2145.21 | 2145.21 |
| MW-07 | 9/24/2019 | 2292.16 | NP | 147.00 | NP | 2145.16 | 2145.16 |
| MW-07 | 10/17/2019 | 2292.16 | NP | 147.18 | NP | 2144.98 | 2144.98 |
| MW-07 | 11/27/2019 | 2292.16 | NP | 147.21 | NP | 2144.95 | 2144.95 |
| MW-07 | 12/17/2019 | 2292.16 | NP | 147.15 | NP | 2145.01 | 2145.01 |
| MW-07 | 1/24/2020 | 2292.16 | NP | 146.54 | NP | 2145.62 | 2145.62 |
| MW-07 | 2/16/2020 | 2292.16 | NP | 146.18 | NP | 2145.98 | 2145.98 |
| MW-07 | 3/10/2020 | 2292.16 | NP | 146.21 | NP | 2145.95 | 2145.95 |
| MW-07 | 4/2/2020 | 2292.16 | NP | 146.36 | NP | 2145.80 | 2145.80 |
| MW-07 | 5/18/2020 | 2292.16 | NP | 146.52 | NP | 2145.64 | 2145.64 |
| MW-07 | 6/25/2020 | 2292.16 | NP | 146.86 | NP | 2145.30 | 2145.30 |
| MW-07 | 7/7/2020 | 2292.16 | NP | 147.05 | NP | 2145.11 | 2145.11 |
| MW-07 | 8/31/2020 | 2292.16 | NP | 147.84 | NP | 2144.32 | 2144.32 |
| MW-07 | 9/16/2020 | 2292.16 | NP | 148.20 | NP | 2143.96 | 2143.96 |
| MW-07 | 10/30/2020 | 2292.16 | NP | 149.18 | NP | 2142.98 | 2142.98 |
| MW-07 | 11/30/2020 | 2292.16 | NP | 150.24 | NP | 2141.92 | 2141.92 |
| MW-07 | 12/31/2020 | 2292.16 | NP | 150.56 | NP | 2141.60 | 2141.60 |
| MW-07 | 1/20/2021 | 2292.16 | NP | 151.09 | NP | 2141.07 | 2141.07 |
| MW-07 | 3/1/2021 | 2292.16 | NP | 151.90 | NP | 2140.26 | 2140.26 |
| MW-07 | 3/27/2021 | 2292.16 | NP | 152.28 | NP | 2139.88 | 2139.88 |
| MW-07 | 4/9/2021 | 2292.16 | NP | 152.34 | NP | 2139.82 | 2139.82 |
| MW-07 | 5/25/2021 | 2292.16 | NP | 153.04 | NP | 2139.12 | 2139.12 |
| MW-07 | 6/15/2021 | 2292.16 | NP | 153.21 | NP | 2138.95 | 2138.95 |
| MW-07 | 7/8/2021 | 2292.16 | NP | 153.69 | NP | 2138.47 | 2138.47 |
| MW-07 | 8/30/2021 | 2292.16 | NP | 152.13 | NP | 2140.03 | 2140.03 |
| MW-07 | 9/28/2021 | 2292.16 | NP | 151.16 | NP | 2141.00 | 2141.00 |
| MW-07 | 10/18/2021 | 2292.16 | NP | 151.37 | NP | 2140.79 | 2140.79 |
| MW-07 | 11/24/2021 | 2292.16 | NP | 151.97 | NP | 2140.19 | 2140.19 |
| MW-07 | 12/21/2021 | 2292.16 | NP | 152.18 | NP | 2139.98 | 2139.98 |
| MW-07 | 1/26/2022 | 2292.16 | NP | 152.41 | NP | 2139.75 | 2139.75 |
| MW-07 | 2/21/2022 | 2292.16 | NP | 152.56 | NP | 2139.60 | 2139.60 |
| MW-07 | 3/16/2022 | 2292.16 | NP | 152.68 | NP | 2139.48 | 2139.48 |

| Well ID | Measurement Date | Measuring Point Elevation (ft amsl) | Depth to LNAPL (ft btoc) | Depth to Water (ft btoc) | Apparent LNAPL Thickness (ft) | Uncorrected Groundwater Elevation (ft amsl) | Potentiometric Surface Elevation (ft amsl) |
|---|---|---|---|---|---|---|---|
| MW-07 | 4/6/2022 | 2292.16 | NP | 152.87 | NP | 2139.29 | 2139.29 |
| MW-07 | 5/2/2022 | 2292.16 | NP | 153.19 | NP | 2138.97 | 2138.97 |
| MW-07 | 6/17/2022 | 2292.16 | NP | 153.55 | NP | 2138.61 | 2138.61 |
| MW-07 | 7/15/2022 | 2292.16 | NP | 153.66 | NP | 2138.50 | 2138.50 |
| MW-07 | 8/17/2022 | 2292.16 | NP | 153.99 | NP | 2138.17 | 2138.17 |
| MW-07 | 9/8/2022 | 2292.16 | NP | 153.67 | NP | 2138.49 | 2138.49 |
| MW-07 | 10/13/2022 | 2292.16 | NP | 153.06 | NP | 2139.10 | 2139.10 |
| MW-07 | 11/2/2022 | 2292.16 | NP | 152.67 | NP | 2139.49 | 2139.49 |
| MW-07 | 12/12/2022 | 2292.16 | NP | 154.46 | NP | 2137.70 | 2137.70 |
| MW-07 | 1/10/2023 | 2292.16 | NP | 152.58 | NP | 2139.58 | 2139.58 |
| MW-07 | 2/27/2023 | 2292.16 | NP | 152.32 | NP | 2139.84 | 2139.84 |
| MW-07 | 3/27/2023 | 2292.16 | NP | 152.29 | NP | 2139.87 | 2139.87 |
| MW-07 | 4/25/2023 | 2292.16 | NP | 151.81 | NP | 2140.35 | 2140.35 |
| MW-07 | 5/30/2023 | 2292.16 | NP | 152.38 | NP | 2139.78 | 2139.78 |
| MW-07 | 6/6/2023 | 2292.16 | NP | 150.90 | NP | 2141.26 | 2141.26 |
| MW-07 | 8/15/2023 | 2292.16 | NP | 156.28 | NP | 2135.88 | 2135.88 |
| MW-07 | 9/20/2023 | 2292.16 | NP | 156.18 | NP | 2135.98 | 2135.98 |
| MW-07 | 10/31/2023 | 2292.16 | NP | 156.11 | NP | 2136.05 | 2136.05 |
| MW-07 | 11/14/2023 | 2292.16 | NP | 156.02 | NP | 2136.14 | 2136.14 |
| MW-07 | 12/21/2023 | 2292.16 | NP | 156.37 | NP | 2135.79 | 2135.79 |
| MW-07 | 2/28/2024 | 2292.16 | NP | 150.13 | NP | 2142.03 | 2142.03 |
| MW-07 | 3/28/2024 | 2292.16 | NP | 149.47 | NP | 2142.69 | 2142.69 |
| MW-07 | 4/30/2024 | 2292.16 | NP | 148.80 | NP | 2143.36 | 2143.36 |
| MW-07 | 5/23/2024 | 2292.16 | NP | 149.00 | NP | 2143.16 | 2143.16 |
| MW-07 | 6/26/2024 | 2292.16 | NP | 148.35 | NP | 2143.81 | 2143.81 |
| MW-08 | 11/10/2003 | 2294.90 | 144.27 | 146.52 | 2.25 | 2148.38 | 2150.07 |
| MW-08 | 11/11/2003 | 2294.90 | 144.31 | 146.42 | 2.11 | 2148.48 | 2150.06 |
| MW-08 | 11/24/2003 | 2294.90 | 144.57 | 146.99 | 2.42 | 2147.91 | 2149.73 |
| MW-08 | 11/26/2003 | 2294.90 | 144.69 | 147.08 | 2.39 | 2147.82 | 2149.61 |
| MW-08 | 12/1/2003 | 2294.90 | 144.61 | 146.99 | 2.38 | 2147.91 | 2149.70 |
| MW-08 | 1/26/2004 | 2294.90 | 146.36 | 146.62 | 0.26 | 2148.28 | 2148.48 |
| MW-08 | 2/5/2004 | 2294.90 | 146.36 | 146.62 | 0.26 | 2148.28 | 2148.48 |
| MW-08 | 2/5/2004 | 2294.90 | 146.36 | 146.62 | 0.26 | 2148.28 | 2148.48 |
| MW-08 | 7/12/2004 | 2294.90 | 147.63 | 147.88 | 0.25 | 2147.02 | 2147.21 |
| MW-08 | 7/19/2004 | 2294.90 | 147.70 | 148.11 | 0.41 | 2146.79 | 2147.10 |
| MW-08 | 7/26/2004 | 2294.90 | NP | 147.90 | NP | 2147.00 | 2147.00 |
| MW-08 | 8/2/2004 | 2294.90 | 147.99 | 148.11 | 0.12 | 2146.79 | 2146.88 |
| MW-08 | 8/9/2004 | 2294.90 | 147.99 | 148.63 | 0.64 | 2146.27 | 2146.75 |
| MW-08 | 8/16/2004 | 2294.90 | 148.04 | 148.93 | 0.89 | 2145.97 | 2146.64 |
| MW-08 | 8/23/2004 | 2294.90 | 148.03 | 149.37 | 1.34 | 2145.53 | 2146.54 |
| MW-08 | 8/30/2004 | 2294.90 | 148.23 | 149.25 | 1.02 | 2145.65 | 2146.42 |
| MW-08 | 9/8/2004 | 2294.90 | 148.32 | 149.54 | 1.22 | 2145.36 | 2146.28 |
| MW-08 | 9/13/2004 | 2294.90 | 148.38 | 149.55 | 1.17 | 2145.35 | 2146.23 |
| MW-08 | 9/20/2004 | 2294.90 | 148.47 | 149.70 | 1.23 | 2145.20 | 2146.12 |
| MW-08 | 9/27/2004 | 2294.90 | 148.57 | 149.76 | 1.19 | 2145.14 | 2146.03 |
| MW-08 | 10/4/2004 | 2294.90 | 148.66 | 149.78 | 1.12 | 2145.12 | 2145.96 |

| Well ID | Measurement Date | Measuring Point Elevation (ft amsl) | Depth to LNAPL (ft btoc) | Depth to Water (ft btoc) | Apparent LNAPL Thickness (ft) | Uncorrected Groundwater Elevation (ft amsl) | Potentiometric Surface Elevation (ft amsl) |
|---|---|---|---|---|---|---|---|
| MW-08 | 10/11/2004 | 2294.90 | 148.81 | 149.67 | 0.86 | 2145.23 | 2145.88 |
| MW-08 | 10/18/2004 | 2294.90 | 148.98 | 149.35 | 0.37 | 2145.55 | 2145.83 |
| MW-08 | 10/25/2004 | 2294.90 | 148.97 | 149.53 | 0.56 | 2145.37 | 2145.79 |
| MW-08 | 11/1/2004 | 2294.90 | 149.15 | 149.44 | 0.29 | 2145.46 | 2145.68 |
| MW-08 | 11/8/2004 | 2294.90 | 149.27 | 149.41 | 0.14 | 2145.49 | 2145.60 |
| MW-08 | 11/15/2004 | 2294.90 | 149.35 | 149.47 | 0.12 | 2145.43 | 2145.52 |
| MW-08 | 11/30/2004 | 2294.90 | 149.46 | 149.70 | 0.24 | 2145.20 | 2145.38 |
| MW-08 | 12/6/2004 | 2294.90 | 149.59 | 149.87 | 0.28 | 2145.03 | 2145.24 |
| MW-08 | 12/13/2004 | 2294.90 | 149.61 | 149.99 | 0.38 | 2144.91 | 2145.20 |
| MW-08 | 12/20/2004 | 2294.90 | 149.70 | 149.79 | 0.09 | 2145.11 | 2145.18 |
| MW-08 | 1/4/2005 | 2294.90 | 149.77 | 150.03 | 0.26 | 2144.87 | 2145.07 |
| MW-08 | 1/10/2005 | 2294.90 | 149.86 | 149.91 | 0.05 | 2144.99 | 2145.03 |
| MW-08 | 1/17/2005 | 2294.90 | 149.91 | 149.95 | 0.04 | 2144.95 | 2144.98 |
| MW-08 | 1/24/2005 | 2294.90 | 149.98 | 150.02 | 0.04 | 2144.88 | 2144.91 |
| MW-08 | 1/31/2005 | 2294.90 | 149.92 | 149.98 | 0.06 | 2144.92 | 2144.97 |
| MW-08 | 2/7/2005 | 2294.90 | 150.00 | 150.08 | 0.08 | 2144.82 | 2144.88 |
| MW-08 | 2/14/2005 | 2294.90 | 150.03 | 150.05 | 0.02 | 2144.85 | 2144.87 |
| MW-08 | 2/21/2005 | 2294.90 | 150.03 | 150.10 | 0.07 | 2144.80 | 2144.85 |
| MW-08 | 2/28/2005 | 2294.90 | 149.99 | 150.09 | 0.10 | 2144.81 | 2144.89 |
| MW-08 | 3/7/2005 | 2294.90 | 149.94 | 150.04 | 0.10 | 2144.86 | 2144.94 |
| MW-08 | 3/14/2005 | 2294.90 | 149.87 | 149.93 | 0.06 | 2144.97 | 2145.02 |
| MW-08 | 3/21/2005 | 2294.90 | 149.78 | 149.93 | 0.15 | 2144.97 | 2145.08 |
| MW-08 | 3/27/2005 | 2294.90 | 149.68 | 149.98 | 0.30 | 2144.92 | 2145.15 |
| MW-08 | 4/4/2005 | 2294.90 | 149.67 | 150.12 | 0.45 | 2144.78 | 2145.12 |
| MW-08 | 4/11/2005 | 2294.90 | 149.84 | 149.96 | 0.12 | 2144.94 | 2145.03 |
| MW-08 | 4/18/2005 | 2294.90 | 149.89 | 150.03 | 0.14 | 2144.87 | 2144.98 |
| MW-08 | 4/25/2005 | 2294.90 | 149.85 | 149.97 | 0.12 | 2144.93 | 2145.02 |
| MW-08 | 5/2/2005 | 2294.90 | 149.87 | 149.99 | 0.12 | 2144.91 | 2145.00 |
| MW-08 | 5/10/2005 | 2294.90 | 149.93 | 150.15 | 0.22 | 2144.75 | 2144.92 |
| MW-08 | 5/16/2005 | 2294.90 | 149.95 | 150.10 | 0.15 | 2144.80 | 2144.91 |
| MW-08 | 5/23/2005 | 2294.90 | 150.05 | 150.20 | 0.15 | 2144.70 | 2144.81 |
| MW-08 | 5/30/2005 | 2294.90 | 150.04 | 150.49 | 0.45 | 2144.41 | 2144.75 |
| MW-08 | 6/6/2005 | 2294.90 | 150.03 | 150.95 | 0.92 | 2143.95 | 2144.64 |
| MW-08 | 6/13/2005 | 2294.90 | 150.10 | 150.90 | 0.80 | 2144.00 | 2144.60 |
| MW-08 | 6/20/2005 | 2294.90 | 150.13 | 151.02 | 0.89 | 2143.88 | 2144.55 |
| MW-08 | 6/27/2005 | 2294.90 | 150.19 | 151.09 | 0.90 | 2143.81 | 2144.49 |
| MW-08 | 7/5/2005 | 2294.90 | 150.42 | 150.66 | 0.24 | 2144.24 | 2144.42 |
| MW-08 | 7/11/2005 | 2294.90 | 150.54 | 150.57 | 0.03 | 2144.33 | 2144.35 |
| MW-08 | 7/18/2005 | 2294.90 | 150.61 | 150.68 | 0.07 | 2144.22 | 2144.27 |
| MW-08 | 7/25/2005 | 2294.90 | 150.70 | 150.80 | 0.10 | 2144.10 | 2144.18 |
| MW-08 | 8/1/2005 | 2294.90 | 150.76 | 150.93 | 0.17 | 2143.97 | 2144.10 |
| MW-08 | 8/8/2005 | 2294.90 | 150.78 | 151.15 | 0.37 | 2143.75 | 2144.03 |
| MW-08 | 8/15/2005 | 2294.90 | 150.85 | 151.10 | 0.25 | 2143.80 | 2143.99 |
| MW-08 | 8/22/2005 | 2294.90 | 150.84 | 151.03 | 0.19 | 2143.87 | 2144.01 |
| MW-08 | 8/29/2005 | 2294.90 | 150.63 | 150.75 | 0.12 | 2144.15 | 2144.24 |
| MW-08 | 9/7/2005 | 2294.90 | 150.08 | 150.60 | 0.52 | 2144.30 | 2144.69 |

| Well ID | Measurement Date | Measuring Point Elevation (ft amsl) | Depth to LNAPL (ft btoc) | Depth to Water (ft btoc) | Apparent LNAPL Thickness (ft) | Uncorrected Groundwater Elevation (ft amsl) | Potentiometric Surface Elevation (ft amsl) |
|---|---|---|---|---|---|---|---|
| MW-08 | 9/12/2005 | 2294.90 | 149.86 | 150.08 | 0.22 | 2144.82 | 2144.99 |
| MW-08 | 9/19/2005 | 2294.90 | 149.66 | 149.79 | 0.13 | 2145.11 | 2145.21 |
| MW-08 | 9/26/2005 | 2294.90 | 149.58 | 149.85 | 0.27 | 2145.05 | 2145.25 |
| MW-08 | 10/3/2005 | 2294.90 | 149.60 | 150.11 | 0.51 | 2144.79 | 2145.17 |
| MW-08 | 10/10/2005 | 2294.90 | 150.70 | 150.79 | 0.09 | 2144.11 | 2144.18 |
| MW-08 | 10/17/2005 | 2294.90 | 149.86 | 150.51 | 0.65 | 2144.39 | 2144.88 |
| MW-08 | 10/24/2005 | 2294.90 | 150.04 | 150.71 | 0.67 | 2144.19 | 2144.69 |
| MW-08 | 10/31/2005 | 2294.90 | 150.26 | 150.55 | 0.29 | 2144.35 | 2144.57 |
| MW-08 | 11/7/2005 | 2294.90 | 150.45 | 150.56 | 0.11 | 2144.34 | 2144.42 |
| MW-08 | 11/14/2005 | 2294.90 | 150.58 | 150.64 | 0.06 | 2144.26 | 2144.31 |
| MW-08 | 11/21/2005 | 2294.90 | 150.72 | 150.76 | 0.04 | 2144.14 | 2144.17 |
| MW-08 | 12/5/2005 | 2294.90 | 150.83 | 150.99 | 0.16 | 2143.91 | 2144.03 |
| MW-08 | 12/12/2005 | 2294.90 | 150.88 | 151.08 | 0.20 | 2143.82 | 2143.97 |
| MW-08 | 12/19/2005 | 2294.90 | 150.94 | 151.09 | 0.15 | 2143.81 | 2143.92 |
| MW-08 | 12/28/2005 | 2294.90 | 150.94 | 151.15 | 0.21 | 2143.75 | 2143.91 |
| MW-08 | 1/9/2006 | 2294.90 | 151.03 | 151.37 | 0.34 | 2143.53 | 2143.79 |
| MW-08 | 1/16/2006 | 2294.90 | 151.02 | 151.47 | 0.45 | 2143.43 | 2143.77 |
| MW-08 | 1/30/2006 | 2294.90 | 150.85 | 152.11 | 1.26 | 2142.79 | 2143.74 |
| MW-08 | 2/13/2006 | 2294.90 | 150.92 | 152.16 | 1.24 | 2142.74 | 2143.67 |
| MW-08 | 2/27/2006 | 2294.90 | 151.03 | 152.19 | 1.16 | 2142.71 | 2143.58 |
| MW-08 | 3/6/2006 | 2294.90 | 151.08 | 152.08 | 1.00 | 2142.82 | 2143.57 |
| MW-08 | 3/13/2006 | 2294.90 | 151.03 | 152.08 | 1.05 | 2142.82 | 2143.61 |
| MW-08 | 3/20/2006 | 2294.90 | 151.19 | 152.15 | 0.96 | 2142.75 | 2143.47 |
| MW-08 | 3/27/2006 | 2294.90 | 151.23 | 151.95 | 0.72 | 2142.95 | 2143.49 |
| MW-08 | 4/3/2006 | 2294.90 | 151.29 | 151.87 | 0.58 | 2143.03 | 2143.47 |
| MW-08 | 4/10/2006 | 2294.90 | 151.38 | 151.99 | 0.61 | 2142.91 | 2143.37 |
| MW-08 | 4/17/2006 | 2294.90 | 151.43 | 151.97 | 0.54 | 2142.93 | 2143.34 |
| MW-08 | 4/24/2006 | 2294.90 | 151.45 | 152.11 | 0.66 | 2142.79 | 2143.29 |
| MW-08 | 5/1/2006 | 2294.90 | 151.49 | 152.08 | 0.59 | 2142.82 | 2143.26 |
| MW-08 | 5/15/2006 | 2294.90 | 151.52 | 152.04 | 0.52 | 2142.86 | 2143.25 |
| MW-08 | 5/22/2006 | 2294.90 | 151.65 | 151.91 | 0.26 | 2142.99 | 2143.19 |
| MW-08 | 5/30/2006 | 2294.90 | 151.75 | 152.08 | 0.33 | 2142.82 | 2143.07 |
| MW-08 | 6/5/2006 | 2294.90 | 151.86 | 152.09 | 0.23 | 2142.81 | 2142.98 |
| MW-08 | 6/12/2006 | 2294.90 | 151.95 | 152.18 | 0.23 | 2142.72 | 2142.89 |
| MW-08 | 6/26/2006 | 2294.90 | 152.10 | 152.34 | 0.24 | 2142.56 | 2142.74 |
| MW-08 | 7/10/2006 | 2294.90 | 152.24 | 152.45 | 0.21 | 2142.45 | 2142.61 |
| MW-08 | 8/4/2006 | 2294.90 | NP | 152.68 | NP | 2142.22 | 2142.22 |
| MW-08 | 8/14/2006 | 2294.90 | 152.50 | 152.71 | 0.21 | 2142.19 | 2142.35 |
| MW-08 | 8/23/2006 | 2294.90 | NP | 152.25 | NP | 2142.65 | 2142.65 |
| MW-08 | 9/19/2006 | 2294.90 | NP | 150.88 | NP | 2144.02 | 2144.02 |
| MW-08 | 10/20/2006 | 2294.90 | NP | 150.31 | NP | 2144.59 | 2144.59 |
| MW-08 | 10/30/2006 | 2294.90 | NP | 150.51 | NP | 2144.39 | 2144.39 |
| MW-08 | 11/17/2006 | 2294.90 | NP | 150.85 | NP | 2144.05 | 2144.05 |
| MW-08 | 1/29/2007 | 2294.90 | NP | 152.00 | NP | 2142.90 | 2142.90 |
| MW-08 | 3/1/2007 | 2294.90 | NP | 152.21 | NP | 2142.69 | 2142.69 |
| MW-08 | 3/28/2007 | 2294.90 | NP | 152.40 | NP | 2142.50 | 2142.50 |

| Well ID | Measurement Date | Measuring Point Elevation (ft amsl) | Depth to LNAPL (ft btoc) | Depth to Water (ft btoc) | Apparent LNAPL Thickness (ft) | Uncorrected Groundwater Elevation (ft amsl) | Potentiometric Surface Elevation (ft amsl) |
|---|---|---|---|---|---|---|---|
| MW-08 | 4/24/2007 | 2294.90 | 152.54 | 153.76 | 1.22 | 2141.14 | 2142.06 |
| MW-08 | 5/28/2007 | 2294.90 | 152.64 | 152.86 | 0.22 | 2142.04 | 2142.21 |
| MW-08 | 6/27/2007 | 2294.90 | 152.99 | 153.21 | 0.22 | 2141.69 | 2141.86 |
| MW-08 | 7/23/2007 | 2294.90 | 153.27 | 153.52 | 0.25 | 2141.38 | 2141.57 |
| MW-08 | 8/25/2007 | 2294.90 | NP | 152.22 | NP | 2142.68 | 2142.68 |
| MW-08 | 9/25/2007 | 2294.90 | NP | 151.77 | NP | 2143.13 | 2143.13 |
| MW-08 | 10/22/2007 | 2294.90 | NP | 152.25 | NP | 2142.65 | 2142.65 |
| MW-08 | 11/28/2007 | 2294.90 | NP | 153.33 | NP | 2141.57 | 2141.57 |
| MW-08 | 12/31/2007 | 2294.90 | NP | 153.36 | NP | 2141.54 | 2141.54 |
| MW-08 | 1/26/2008 | 2294.90 | NP | 153.07 | NP | 2141.83 | 2141.83 |
| MW-08 | 2/29/2008 | 2294.90 | NP | 153.30 | NP | 2141.60 | 2141.60 |
| MW-08 | 3/31/2008 | 2294.90 | 152.83 | 153.26 | 0.43 | 2141.64 | 2141.96 |
| MW-08 | 4/21/2008 | 2294.90 | NP | 153.09 | NP | 2141.81 | 2141.81 |
| MW-08 | 5/23/2008 | 2294.90 | NP | 153.54 | NP | 2141.36 | 2141.36 |
| MW-08 | 6/25/2008 | 2294.90 | 153.70 | 153.72 | 0.02 | 2141.18 | 2141.20 |
| MW-08 | 7/28/2008 | 2294.90 | 153.97 | 153.99 | 0.02 | 2140.91 | 2140.93 |
| MW-08 | 8/25/2008 | 2294.90 | NP | 152.29 | NP | 2142.61 | 2142.61 |
| MW-08 | 9/30/2008 | 2294.90 | NP | 150.78 | NP | 2144.12 | 2144.12 |
| MW-08 | 11/26/2008 | 2294.90 | NP | 151.72 | NP | 2143.18 | 2143.18 |
| MW-08 | 12/23/2008 | 2294.90 | NP | 152.12 | NP | 2142.78 | 2142.78 |
| MW-08 | 1/26/2009 | 2294.90 | NP | 152.41 | NP | 2142.49 | 2142.49 |
| MW-08 | 2/27/2009 | 2294.90 | NP | 152.33 | NP | 2142.57 | 2142.57 |
| MW-08 | 3/26/2009 | 2294.90 | NP | 152.63 | NP | 2142.27 | 2142.27 |
| MW-08 | 4/27/2009 | 2294.90 | NP | 152.73 | NP | 2142.17 | 2142.17 |
| MW-08 | 5/20/2009 | 2294.90 | NP | 153.09 | NP | 2141.81 | 2141.81 |
| MW-08 | 6/16/2009 | 2294.90 | NP | 153.73 | NP | 2141.17 | 2141.17 |
| MW-08 | 7/20/2009 | 2294.90 | NP | 154.10 | NP | 2140.80 | 2140.80 |
| MW-08 | 8/31/2009 | 2294.90 | 154.23 | 155.03 | 0.80 | 2139.87 | 2140.47 |
| MW-08 | 9/29/2009 | 2294.90 | 154.35 | 155.17 | 0.82 | 2139.73 | 2140.35 |
| MW-08 | 10/22/2009 | 2294.90 | 154.45 | 155.30 | 0.85 | 2139.60 | 2140.24 |
| MW-08 | 11/25/2009 | 2294.90 | 154.81 | 155.52 | 0.71 | 2139.38 | 2139.91 |
| MW-08 | 12/14/2009 | 2294.90 | 154.87 | 155.61 | 0.74 | 2139.29 | 2139.85 |
| MW-08 | 1/18/2010 | 2294.90 | 154.90 | 155.59 | 0.69 | 2139.31 | 2139.83 |
| MW-08 | 2/26/2010 | 2294.90 | 154.91 | 155.48 | 0.57 | 2139.42 | 2139.85 |
| MW-08 | 3/22/2010 | 2294.90 | 154.28 | 154.47 | 0.19 | 2140.43 | 2140.57 |
| MW-08 | 4/12/2010 | 2294.90 | 154.21 | 154.46 | 0.25 | 2140.44 | 2140.63 |
| MW-08 | 5/27/2010 | 2294.90 | 154.68 | 155.23 | 0.55 | 2139.67 | 2140.08 |
| MW-08 | 6/22/2010 | 2294.90 | 154.97 | 155.58 | 0.61 | 2139.32 | 2139.78 |
| MW-08 | 7/12/2010 | 2294.90 | 155.27 | 155.92 | 0.65 | 2138.98 | 2139.47 |
| MW-08 | 8/26/2010 | 2294.90 | 155.32 | 155.62 | 0.30 | 2139.28 | 2139.51 |
| MW-08 | 9/22/2010 | 2294.90 | 155.06 | 155.32 | 0.26 | 2139.58 | 2139.78 |
| MW-08 | 10/5/2010 | 2294.90 | 154.97 | 155.08 | 0.11 | 2139.82 | 2139.90 |
| MW-08 | 10/18/2010 | 2294.90 | NP | 154.86 | NP | 2140.04 | 2140.04 |
| MW-08 | 11/30/2010 | 2294.90 | NP | 155.31 | NP | 2139.59 | 2139.59 |
| MW-08 | 12/21/2010 | 2294.90 | NP | 155.51 | NP | 2139.39 | 2139.39 |
| MW-08 | 1/10/2011 | 2294.90 | NP | 155.41 | NP | 2139.49 | 2139.49 |

| Well ID | Measurement Date | Measuring Point Elevation (ft amsl) | Depth to LNAPL (ft btoc) | Depth to Water (ft btoc) | Apparent LNAPL Thickness (ft) | Uncorrected Groundwater Elevation (ft amsl) | Potentiometric Surface Elevation (ft amsl) |
|---|---|---|---|---|---|---|---|
| MW-08 | 2/17/2011 | 2294.90 | NP | 155.77 | NP | 2139.13 | 2139.13 |
| MW-08 | 3/25/2011 | 2294.90 | NP | 155.86 | NP | 2139.04 | 2139.04 |
| MW-08 | 4/11/2011 | 2294.90 | NP | 155.95 | NP | 2138.95 | 2138.95 |
| MW-08 | 5/9/2011 | 2294.90 | 156.21 | 156.22 | 0.01 | 2138.68 | 2138.69 |
| MW-08 | 6/29/2011 | 2294.90 | NP | 156.83 | NP | 2138.07 | 2138.07 |
| MW-08 | 7/11/2011 | 2294.90 | 157.03 | 157.04 | 0.01 | 2137.86 | 2137.87 |
| MW-08 | 8/31/2011 | 2294.90 | NP | 157.56 | NP | 2137.34 | 2137.34 |
| MW-08 | 9/28/2011 | 2294.90 | NP | 157.49 | NP | 2137.41 | 2137.41 |
| MW-08 | 10/10/2011 | 2294.90 | NP | 156.75 | NP | 2138.15 | 2138.15 |
| MW-08 | 11/16/2011 | 2294.90 | NP | 156.68 | NP | 2138.22 | 2138.22 |
| MW-08 | 12/29/2011 | 2294.90 | NP | 156.86 | NP | 2138.04 | 2138.04 |
| MW-08 | 1/16/2012 | 2294.90 | NP | 156.75 | NP | 2138.15 | 2138.15 |
| MW-08 | 2/28/2012 | 2294.90 | NP | 156.53 | NP | 2138.37 | 2138.37 |
| MW-08 | 3/30/2012 | 2294.90 | NP | 156.79 | NP | 2138.11 | 2138.11 |
| MW-08 | 4/2/2012 | 2294.90 | NP | 156.89 | NP | 2138.01 | 2138.01 |
| MW-08 | 5/30/2012 | 2294.90 | NP | 157.69 | NP | 2137.21 | 2137.21 |
| MW-08 | 6/29/2012 | 2294.90 | NP | 157.96 | NP | 2136.94 | 2136.94 |
| MW-08 | 7/9/2012 | 2294.90 | NP | 157.99 | NP | 2136.91 | 2136.91 |
| MW-08 | 8/29/2012 | 2294.90 | NP | 157.46 | NP | 2137.44 | 2137.44 |
| MW-08 | 9/25/2012 | 2294.90 | NP | 156.98 | NP | 2137.92 | 2137.92 |
| MW-08 | 10/22/2012 | 2294.90 | NP | 157.25 | NP | 2137.65 | 2137.65 |
| MW-08 | 11/15/2012 | 2294.90 | NP | 157.64 | NP | 2137.26 | 2137.26 |
| MW-08 | 12/13/2012 | 2294.90 | NP | 158.03 | NP | 2136.87 | 2136.87 |
| MW-08 | 1/21/2013 | 2294.90 | NP | 158.13 | NP | 2136.77 | 2136.77 |
| MW-08 | 2/13/2013 | 2294.90 | NP | 158.17 | NP | 2136.73 | 2136.73 |
| MW-08 | 3/21/2013 | 2294.90 | NP | 158.26 | NP | 2136.64 | 2136.64 |
| MW-08 | 4/15/2013 | 2294.90 | NP | 158.42 | NP | 2136.48 | 2136.48 |
| MW-08 | 5/23/2013 | 2294.90 | NP | 158.60 | NP | 2136.30 | 2136.30 |
| MW-08 | 6/26/2013 | 2294.90 | NP | 158.94 | NP | 2135.96 | 2135.96 |
| MW-08 | 7/8/2013 | 2294.90 | NP | 159.02 | NP | 2135.88 | 2135.88 |
| MW-08 | 8/8/2013 | 2294.90 | NP | 159.21 | NP | 2135.69 | 2135.69 |
| MW-08 | 9/5/2013 | 2294.90 | NP | 159.00 | NP | 2135.90 | 2135.90 |
| MW-08 | 10/3/2013 | 2294.90 | NP | 159.16 | NP | 2135.74 | 2135.74 |
| MW-08 | 11/27/2013 | 2294.90 | NP | 159.40 | NP | 2135.50 | 2135.50 |
| MW-08 | 12/31/2013 | 2294.90 | NP | 159.36 | NP | 2135.54 | 2135.54 |
| MW-08 | 1/10/2014 | 2294.90 | NP | 159.57 | NP | 2135.33 | 2135.33 |
| MW-08 | 2/18/2014 | 2294.90 | NP | 161.00 | NP | 2133.90 | 2133.90 |
| MW-08 | 2/18/2014 | 2294.90 | NP | 159.67 | NP | 2135.23 | 2135.23 |
| MW-08 | 3/12/2014 | 2294.90 | NP | 159.72 | NP | 2135.18 | 2135.18 |
| MW-08 | 4/17/2014 | 2294.90 | NP | 159.94 | NP | 2134.96 | 2134.96 |
| MW-08 | 5/22/2014 | 2294.90 | NP | 160.23 | NP | 2134.67 | 2134.67 |
| MW-08 | 6/20/2014 | 2294.90 | NP | 160.54 | NP | 2134.36 | 2134.36 |
| MW-08 | 7/15/2014 | 2294.90 | NP | 160.75 | NP | 2134.15 | 2134.15 |
| MW-08 | 8/14/2014 | 2294.90 | NP | 161.10 | NP | 2133.80 | 2133.80 |
| MW-08 | 9/9/2014 | 2294.90 | NP | 160.77 | NP | 2134.13 | 2134.13 |
| MW-08 | 10/1/2014 | 2294.90 | NP | 159.98 | NP | 2134.92 | 2134.92 |

| Well ID | Measurement Date | Measuring Point Elevation (ft amsl) | Depth to LNAPL (ft btoc) | Depth to Water (ft btoc) | Apparent LNAPL Thickness (ft) | Uncorrected Groundwater Elevation (ft amsl) | Potentiometric Surface Elevation (ft amsl) |
|---|---|---|---|---|---|---|---|
| MW-08 | 11/18/2014 | 2294.90 | NP | 159.84 | NP | 2135.06 | 2135.06 |
| MW-08 | 12/16/2014 | 2294.90 | NP | 159.94 | NP | 2134.96 | 2134.96 |
| MW-08 | 1/19/2015 | 2294.90 | NP | 159.69 | NP | 2135.21 | 2135.21 |
| MW-08 | 2/19/2015 | 2294.90 | NP | 159.55 | NP | 2135.35 | 2135.35 |
| MW-08 | 3/26/2015 | 2294.90 | NP | 159.24 | NP | 2135.66 | 2135.66 |
| MW-08 | 4/16/2015 | 2294.90 | NP | 159.14 | NP | 2135.76 | 2135.76 |
| MW-08 | 5/19/2015 | 2294.90 | NP | 159.47 | NP | 2135.43 | 2135.43 |
| MW-08 | 6/22/2015 | 2294.90 | NP | 160.04 | NP | 2134.86 | 2134.86 |
| MW-08 | 1/5/2016 | 2294.90 | NP | 158.57 | NP | 2136.33 | 2136.33 |
| MW-08 | 2/10/2016 | 2294.90 | NP | 158.20 | NP | 2136.70 | 2136.70 |
| MW-08 | 3/2/2016 | 2294.90 | NP | 158.04 | NP | 2136.86 | 2136.86 |
| MW-08 | 4/5/2016 | 2294.90 | NP | 157.90 | NP | 2137.00 | 2137.00 |
| MW-08 | 5/10/2016 | 2294.90 | NP | 157.76 | NP | 2137.14 | 2137.14 |
| MW-08 | 6/27/2016 | 2294.90 | NP | 158.07 | NP | 2136.83 | 2136.83 |
| MW-08 | 7/28/2016 | 2294.90 | NP | 157.40 | NP | 2137.50 | 2137.50 |
| MW-08 | 8/31/2016 | 2294.90 | NP | 157.07 | NP | 2137.83 | 2137.83 |
| MW-08 | 9/30/2016 | 2294.90 | NP | 156.70 | NP | 2138.20 | 2138.20 |
| MW-08 | 10/13/2016 | 2294.90 | NP | 156.72 | NP | 2138.18 | 2138.18 |
| MW-08 | 11/21/2016 | 2294.90 | NP | 156.84 | NP | 2138.06 | 2138.06 |
| MW-08 | 12/27/2016 | 2294.90 | NP | 156.79 | NP | 2138.11 | 2138.11 |
| MW-08 | 1/26/2017 | 2294.90 | NP | 156.76 | NP | 2138.14 | 2138.14 |
| MW-08 | 2/28/2017 | 2294.90 | NP | 156.23 | NP | 2138.67 | 2138.67 |
| MW-08 | 3/31/2017 | 2294.90 | NP | 156.23 | NP | 2138.67 | 2138.67 |
| MW-08 | 4/21/2017 | 2294.90 | NP | 155.99 | NP | 2138.91 | 2138.91 |
| MW-08 | 5/16/2017 | 2294.90 | NP | 156.07 | NP | 2138.83 | 2138.83 |
| MW-08 | 6/13/2017 | 2294.90 | NP | 156.19 | NP | 2138.71 | 2138.71 |
| MW-08 | 7/14/2017 | 2294.90 | NP | 156.41 | NP | 2138.49 | 2138.49 |
| MW-08 | 8/17/2017 | 2294.90 | NP | 154.51 | NP | 2140.39 | 2140.39 |
| MW-08 | 9/20/2017 | 2294.90 | NP | 153.69 | NP | 2141.21 | 2141.21 |
| MW-08 | 10/26/2017 | 2294.90 | NP | 153.99 | NP | 2140.91 | 2140.91 |
| MW-08 | 11/30/2017 | 2294.90 | NP | 154.11 | NP | 2140.79 | 2140.79 |
| MW-08 | 12/12/2017 | 2294.90 | NP | 154.17 | NP | 2140.73 | 2140.73 |
| MW-08 | 1/31/2018 | 2294.90 | NP | 153.85 | NP | 2141.05 | 2141.05 |
| MW-08 | 2/21/2018 | 2294.90 | NP | 153.83 | NP | 2141.07 | 2141.07 |
| MW-08 | 3/26/2018 | 2294.90 | NP | 153.80 | NP | 2141.10 | 2141.10 |
| MW-08 | 4/10/2018 | 2294.90 | NP | 153.84 | NP | 2141.06 | 2141.06 |
| MW-08 | 5/23/2018 | 2294.90 | NP | 153.74 | NP | 2141.16 | 2141.16 |
| MW-08 | 6/27/2018 | 2294.90 | NP | 150.51 | NP | 2144.39 | 2144.39 |
| MW-08 | 7/16/2018 | 2294.90 | NP | 153.83 | NP | 2141.07 | 2141.07 |
| MW-08 | 8/23/2018 | 2294.90 | NP | 153.67 | NP | 2141.23 | 2141.23 |
| MW-08 | 9/27/2018 | 2294.90 | NP | 152.70 | NP | 2142.20 | 2142.20 |
| MW-08 | 10/22/2018 | 2294.90 | NP | 152.26 | NP | 2142.64 | 2142.64 |
| MW-08 | 11/28/2018 | 2294.90 | NP | 151.37 | NP | 2143.53 | 2143.53 |
| MW-08 | 12/27/2018 | 2294.90 | NP | 151.28 | NP | 2143.62 | 2143.62 |
| MW-08 | 1/16/2019 | 2294.90 | NP | 151.36 | NP | 2143.54 | 2143.54 |
| MW-08 | 2/26/2019 | 2294.90 | NP | 150.80 | NP | 2144.10 | 2144.10 |

| Well ID | Measurement Date | Measuring Point Elevation (ft amsl) | Depth to LNAPL (ft btoc) | Depth to Water (ft btoc) | Apparent LNAPL Thickness (ft) | Uncorrected Groundwater Elevation (ft amsl) | Potentiometric Surface Elevation (ft amsl) |
|---|---|---|---|---|---|---|---|
| MW-08 | 3/27/2019 | 2294.90 | NP | 150.45 | NP | 2144.45 | 2144.45 |
| MW-08 | 4/9/2019 | 2294.90 | NP | 150.03 | NP | 2144.87 | 2144.87 |
| MW-08 | 5/8/2019 | 2294.90 | NP | 150.03 | NP | 2144.87 | 2144.87 |
| MW-08 | 6/20/2019 | 2294.90 | NP | 150.18 | NP | 2144.72 | 2144.72 |
| MW-08 | 7/25/2019 | 2294.90 | NP | 150.11 | NP | 2144.79 | 2144.79 |
| MW-08 | 8/18/2019 | 2294.90 | NP | 150.25 | NP | 2144.65 | 2144.65 |
| MW-08 | 9/24/2019 | 2294.90 | NP | 150.27 | NP | 2144.63 | 2144.63 |
| MW-08 | 10/17/2019 | 2294.90 | NP | 150.54 | NP | 2144.36 | 2144.36 |
| MW-08 | 11/27/2019 | 2294.90 | NP | 150.50 | NP | 2144.40 | 2144.40 |
| MW-08 | 12/17/2019 | 2294.90 | NP | 150.43 | NP | 2144.47 | 2144.47 |
| MW-08 | 1/24/2020 | 2294.90 | NP | 149.71 | NP | 2145.19 | 2145.19 |
| MW-08 | 2/16/2020 | 2294.90 | NP | 149.44 | NP | 2145.46 | 2145.46 |
| MW-08 | 3/10/2020 | 2294.90 | NP | 149.48 | NP | 2145.42 | 2145.42 |
| MW-08 | 4/2/2020 | 2294.90 | NP | 149.71 | NP | 2145.19 | 2145.19 |
| MW-08 | 5/18/2020 | 2294.90 | NP | 149.88 | NP | 2145.02 | 2145.02 |
| MW-08 | 6/25/2020 | 2294.90 | NP | 150.23 | NP | 2144.67 | 2144.67 |
| MW-08 | 7/7/2020 | 2294.90 | NP | 150.45 | NP | 2144.45 | 2144.45 |
| MW-08 | 8/31/2020 | 2294.90 | NP | 151.30 | NP | 2143.60 | 2143.60 |
| MW-08 | 9/16/2020 | 2294.90 | NP | 151.62 | NP | 2143.28 | 2143.28 |
| MW-08 | 10/30/2020 | 2294.90 | NP | 152.65 | NP | 2142.25 | 2142.25 |
| MW-08 | 11/30/2020 | 2294.90 | NP | 153.78 | NP | 2141.12 | 2141.12 |
| MW-08 | 12/31/2020 | 2294.90 | NP | 154.05 | NP | 2140.85 | 2140.85 |
| MW-08 | 1/20/2021 | 2294.90 | NP | 154.54 | NP | 2140.36 | 2140.36 |
| MW-08 | 3/1/2021 | 2294.90 | NP | 155.40 | NP | 2139.50 | 2139.50 |
| MW-08 | 3/27/2021 | 2294.90 | NP | 155.76 | NP | 2139.14 | 2139.14 |
| MW-08 | 4/9/2021 | 2294.90 | NP | 155.85 | NP | 2139.05 | 2139.05 |
| MW-08 | 5/25/2021 | 2294.90 | NP | 156.57 | NP | 2138.33 | 2138.33 |
| MW-08 | 6/15/2021 | 2294.90 | NP | 156.72 | NP | 2138.18 | 2138.18 |
| MW-08 | 7/8/2021 | 2294.90 | NP | 157.23 | NP | 2137.67 | 2137.67 |
| MW-08 | 8/30/2021 | 2294.90 | NP | 155.73 | NP | 2139.17 | 2139.17 |
| MW-08 | 9/28/2021 | 2294.90 | NP | 154.55 | NP | 2140.35 | 2140.35 |
| MW-08 | 10/18/2021 | 2294.90 | NP | 154.76 | NP | 2140.14 | 2140.14 |
| MW-08 | 11/24/2021 | 2294.90 | NP | 155.44 | NP | 2139.46 | 2139.46 |
| MW-08 | 12/21/2021 | 2294.90 | NP | 155.67 | NP | 2139.23 | 2139.23 |
| MW-08 | 1/26/2022 | 2294.90 | NP | 155.82 | NP | 2139.08 | 2139.08 |
| MW-08 | 2/21/2022 | 2294.90 | NP | 156.00 | NP | 2138.90 | 2138.90 |
| MW-08 | 3/16/2022 | 2294.90 | NP | 156.17 | NP | 2138.73 | 2138.73 |
| MW-08 | 4/6/2022 | 2294.90 | NP | 156.35 | NP | 2138.55 | 2138.55 |
| MW-08 | 12/12/2022 | 2294.90 | NP | 155.93 | NP | 2138.97 | 2138.97 |
| MW-08 | 1/10/2023 | 2294.90 | NP | 156.04 | NP | 2138.86 | 2138.86 |
| MW-08 | 2/27/2023 | 2294.90 | NP | 155.74 | NP | 2139.16 | 2139.16 |
| MW-08 | 3/27/2023 | 2294.90 | NP | 155.79 | NP | 2139.11 | 2139.11 |
| MW-08 | 4/25/2023 | 2294.90 | NP | 155.25 | NP | 2139.65 | 2139.65 |
| MW-08 | 5/30/2023 | 2294.90 | NP | 155.11 | NP | 2139.79 | 2139.79 |
| MW-08 | 6/6/2023 | 2294.90 | NP | 154.62 | NP | 2140.28 | 2140.28 |
| MW-08 | 8/15/2023 | 2294.90 | NP | 155.62 | NP | 2139.28 | 2139.28 |

| Well ID | Measurement Date | Measuring Point Elevation (ft amsl) | Depth to LNAPL (ft btoc) | Depth to Water (ft btoc) | Apparent LNAPL Thickness (ft) | Uncorrected Groundwater Elevation (ft amsl) | Potentiometric Surface Elevation (ft amsl) |
|---|---|---|---|---|---|---|---|
| MW-08 | 9/20/2023 | 2294.90 | NP | 155.47 | NP | 2139.43 | 2139.43 |
| MW-08 | 10/31/2023 | 2294.90 | NP | 155.41 | NP | 2139.49 | 2139.49 |
| MW-08 | 11/14/2023 | 2294.90 | NP | 155.38 | NP | 2139.52 | 2139.52 |
| MW-08 | 12/21/2023 | 2294.90 | NP | 155.57 | NP | 2139.33 | 2139.33 |
| MW-08 | 2/28/2024 | 2294.90 | NP | 153.69 | NP | 2141.21 | 2141.21 |
| MW-08 | 3/28/2024 | 2294.90 | NP | 152.98 | NP | 2141.92 | 2141.92 |
| MW-08 | 4/30/2024 | 2294.90 | NP | 152.22 | NP | 2142.68 | 2142.68 |
| MW-08 | 5/23/2024 | 2294.90 | NP | 151.44 | NP | 2143.46 | 2143.46 |
| MW-08 | 6/26/2024 | 2294.90 | NP | 151.74 | NP | 2143.16 | 2143.16 |
| MW-09 | 11/4/2003 | 2294.12 | 144.49 | 146.44 | 1.95 | 2147.68 | 2149.14 |
| MW-09 | 11/5/2003 | 2294.12 | 144.50 | 146.46 | 1.96 | 2147.66 | 2149.13 |
| MW-09 | 11/6/2003 | 2294.12 | 144.46 | 146.43 | 1.97 | 2147.69 | 2149.17 |
| MW-09 | 11/7/2003 | 2294.12 | 144.54 | 146.57 | 2.03 | 2147.55 | 2149.07 |
| MW-09 | 11/24/2003 | 2294.12 | 144.70 | 146.53 | 1.83 | 2147.59 | 2148.96 |
| MW-09 | 11/26/2003 | 2294.12 | 144.47 | 146.66 | 2.19 | 2147.46 | 2149.10 |
| MW-09 | 12/1/2003 | 2294.12 | 144.60 | 146.74 | 2.14 | 2147.38 | 2148.99 |
| MW-09 | 8/16/2004 | 2294.12 | 148.88 | 150.15 | 1.27 | 2143.97 | 2144.92 |
| MW-09 | 9/8/2004 | 2294.12 | 149.34 | 150.18 | 0.84 | 2143.94 | 2144.57 |
| MW-09 | 9/13/2004 | 2294.12 | 148.92 | 150.12 | 1.20 | 2144.00 | 2144.90 |
| MW-09 | 9/20/2004 | 2294.12 | 149.06 | 150.12 | 1.06 | 2144.00 | 2144.80 |
| MW-09 | 9/27/2004 | 2294.12 | 149.15 | 150.15 | 1.00 | 2143.97 | 2144.72 |
| MW-09 | 10/4/2004 | 2294.12 | 149.27 | 150.17 | 0.90 | 2143.95 | 2144.63 |
| MW-09 | 10/11/2004 | 2294.12 | 149.47 | 149.85 | 0.38 | 2144.27 | 2144.56 |
| MW-09 | 10/18/2004 | 2294.12 | 149.55 | 149.87 | 0.32 | 2144.25 | 2144.49 |
| MW-09 | 10/25/2004 | 2294.12 | 149.65 | 149.76 | 0.11 | 2144.36 | 2144.44 |
| MW-09 | 11/1/2004 | 2294.12 | 149.77 | 149.79 | 0.02 | 2144.33 | 2144.35 |
| MW-09 | 11/8/2004 | 2294.12 | 149.82 | 149.95 | 0.13 | 2144.17 | 2144.27 |
| MW-09 | 11/15/2004 | 2294.12 | 149.90 | 150.05 | 0.15 | 2144.07 | 2144.18 |
| MW-09 | 11/30/2004 | 2294.12 | 149.95 | 150.52 | 0.57 | 2143.60 | 2144.03 |
| MW-09 | 12/6/2004 | 2294.12 | 150.11 | 150.35 | 0.24 | 2143.77 | 2143.95 |
| MW-09 | 12/13/2004 | 2294.12 | 150.20 | 150.40 | 0.20 | 2143.72 | 2143.87 |
| MW-09 | 12/20/2004 | 2294.12 | 150.22 | 150.48 | 0.26 | 2143.64 | 2143.84 |
| MW-09 | 1/4/2005 | 2294.12 | 150.19 | 150.92 | 0.73 | 2143.20 | 2143.75 |
| MW-09 | 1/10/2005 | 2294.12 | 150.36 | 150.64 | 0.28 | 2143.48 | 2143.69 |
| MW-09 | 1/17/2005 | 2294.12 | 150.45 | 150.51 | 0.06 | 2143.61 | 2143.66 |
| MW-09 | 1/24/2005 | 2294.12 | 150.50 | 150.58 | 0.08 | 2143.54 | 2143.60 |
| MW-09 | 1/31/2005 | 2294.12 | 150.47 | 150.52 | 0.05 | 2143.60 | 2143.64 |
| MW-09 | 2/7/2005 | 2294.12 | 150.47 | 150.81 | 0.34 | 2143.31 | 2143.57 |
| MW-09 | 2/14/2005 | 2294.12 | 150.53 | 150.68 | 0.15 | 2143.44 | 2143.55 |
| MW-09 | 2/21/2005 | 2294.12 | 150.42 | 150.96 | 0.54 | 2143.16 | 2143.57 |
| MW-09 | 2/28/2005 | 2294.12 | 150.40 | 150.89 | 0.49 | 2143.23 | 2143.60 |
| MW-09 | 3/7/2005 | 2294.12 | 150.34 | 150.79 | 0.45 | 2143.33 | 2143.67 |
| MW-09 | 3/14/2005 | 2294.12 | 150.29 | 150.63 | 0.34 | 2143.49 | 2143.75 |
| MW-09 | 3/21/2005 | 2294.12 | 150.17 | 150.68 | 0.51 | 2143.44 | 2143.82 |
| MW-09 | 3/27/2005 | 2294.12 | 150.22 | 150.37 | 0.15 | 2143.75 | 2143.86 |
| MW-09 | 4/4/2005 | 2294.12 | 150.15 | 150.66 | 0.51 | 2143.46 | 2143.84 |

| Well ID | Measurement Date | Measuring Point Elevation (ft amsl) | Depth to LNAPL (ft btoc) | Depth to Water (ft btoc) | Apparent LNAPL Thickness (ft) | Uncorrected Groundwater Elevation (ft amsl) | Potentiometric Surface Elevation (ft amsl) |
|---|---|---|---|---|---|---|---|
| MW-09 | 4/11/2005 | 2294.12 | 150.29 | 150.45 | 0.16 | 2143.67 | 2143.79 |
| MW-09 | 4/18/2005 | 2294.12 | 150.31 | 150.68 | 0.37 | 2143.44 | 2143.72 |
| MW-09 | 4/25/2005 | 2294.12 | 150.21 | 150.69 | 0.48 | 2143.43 | 2143.79 |
| MW-09 | 5/2/2005 | 2294.12 | 150.21 | 150.84 | 0.63 | 2143.28 | 2143.75 |
| MW-09 | 5/10/2005 | 2294.12 | 150.27 | 150.89 | 0.62 | 2143.23 | 2143.70 |
| MW-09 | 5/16/2005 | 2294.12 | 150.33 | 150.95 | 0.62 | 2143.17 | 2143.64 |
| MW-09 | 5/23/2005 | 2294.12 | 150.40 | 151.12 | 0.72 | 2143.00 | 2143.54 |
| MW-09 | 5/30/2005 | 2294.12 | 150.41 | 151.31 | 0.90 | 2142.81 | 2143.49 |
| MW-09 | 6/6/2005 | 2294.12 | 150.52 | 151.24 | 0.72 | 2142.88 | 2143.42 |
| MW-09 | 6/13/2005 | 2294.12 | 150.70 | 151.03 | 0.33 | 2143.09 | 2143.34 |
| MW-09 | 6/20/2005 | 2294.12 | 150.79 | 150.95 | 0.16 | 2143.17 | 2143.29 |
| MW-09 | 6/27/2005 | 2294.12 | 150.87 | 150.97 | 0.10 | 2143.15 | 2143.23 |
| MW-09 | 7/5/2005 | 2294.12 | 150.98 | 150.99 | 0.01 | 2143.13 | 2143.14 |
| MW-09 | 7/11/2005 | 2294.12 | 151.04 | 151.05 | 0.01 | 2143.07 | 2143.08 |
| MW-09 | 7/18/2005 | 2294.12 | NP | 151.15 | NP | 2142.97 | 2142.97 |
| MW-09 | 7/25/2005 | 2294.12 | NP | 151.23 | NP | 2142.89 | 2142.89 |
| MW-09 | 8/1/2005 | 2294.12 | 151.30 | 151.31 | 0.01 | 2142.81 | 2142.82 |
| MW-09 | 8/8/2005 | 2294.12 | 151.12 | 151.14 | 0.02 | 2142.98 | 2143.00 |
| MW-09 | 8/15/2005 | 2294.12 | 151.17 | 151.20 | 0.03 | 2142.92 | 2142.94 |
| MW-09 | 8/22/2005 | 2294.12 | 151.19 | 151.22 | 0.03 | 2142.90 | 2142.92 |
| MW-09 | 8/29/2005 | 2294.12 | 151.00 | 151.02 | 0.02 | 2143.10 | 2143.12 |
| MW-09 | 9/7/2005 | 2294.12 | NP | 150.57 | NP | 2143.55 | 2143.55 |
| MW-09 | 9/12/2005 | 2294.12 | NP | 150.29 | NP | 2143.83 | 2143.83 |
| MW-09 | 9/19/2005 | 2294.12 | NP | 150.02 | NP | 2144.10 | 2144.10 |
| MW-09 | 9/26/2005 | 2294.12 | 149.92 | 149.96 | 0.04 | 2144.16 | 2144.19 |
| MW-09 | 10/3/2005 | 2294.12 | 150.00 | 150.06 | 0.06 | 2144.06 | 2144.11 |
| MW-09 | 10/10/2005 | 2294.12 | 150.15 | 150.20 | 0.05 | 2143.92 | 2143.96 |
| MW-09 | 10/17/2005 | 2294.12 | 150.29 | 150.34 | 0.05 | 2143.78 | 2143.82 |
| MW-09 | 10/24/2005 | 2294.12 | 150.45 | 150.56 | 0.11 | 2143.56 | 2143.64 |
| MW-09 | 10/31/2005 | 2294.12 | 150.59 | 150.67 | 0.08 | 2143.45 | 2143.51 |
| MW-09 | 11/7/2005 | 2294.12 | 150.75 | 150.82 | 0.07 | 2143.30 | 2143.35 |
| MW-09 | 11/14/2005 | 2294.12 | 150.88 | 150.93 | 0.05 | 2143.19 | 2143.23 |
| MW-09 | 11/21/2005 | 2294.12 | 151.01 | 151.09 | 0.08 | 2143.03 | 2143.09 |
| MW-09 | 12/5/2005 | 2294.12 | 151.11 | 151.35 | 0.24 | 2142.77 | 2142.95 |
| MW-09 | 12/12/2005 | 2294.12 | 151.18 | 151.31 | 0.13 | 2142.81 | 2142.91 |
| MW-09 | 12/19/2005 | 2294.12 | 151.23 | 151.40 | 0.17 | 2142.72 | 2142.85 |
| MW-09 | 12/28/2005 | 2294.12 | 151.26 | 151.42 | 0.16 | 2142.70 | 2142.82 |
| MW-09 | 1/9/2006 | 2294.12 | 151.31 | 151.57 | 0.26 | 2142.55 | 2142.75 |
| MW-09 | 1/16/2006 | 2294.12 | 151.36 | 151.62 | 0.26 | 2142.50 | 2142.70 |
| MW-09 | 1/30/2006 | 2294.12 | 151.40 | 151.71 | 0.31 | 2142.41 | 2142.64 |
| MW-09 | 2/13/2006 | 2294.12 | 151.49 | 151.70 | 0.21 | 2142.42 | 2142.58 |
| MW-09 | 2/27/2006 | 2294.12 | 151.42 | 152.14 | 0.72 | 2141.98 | 2142.52 |
| MW-09 | 3/6/2006 | 2294.12 | 151.47 | 152.10 | 0.63 | 2142.02 | 2142.49 |
| MW-09 | 3/13/2006 | 2294.12 | 151.52 | 152.10 | 0.58 | 2142.02 | 2142.46 |
| MW-09 | 3/20/2006 | 2294.12 | 151.54 | 152.10 | 0.56 | 2142.02 | 2142.44 |
| MW-09 | 3/27/2006 | 2294.12 | 151.61 | 151.98 | 0.37 | 2142.14 | 2142.42 |

| Well ID | Measurement Date | Measuring Point Elevation (ft amsl) | Depth to LNAPL (ft btoc) | Depth to Water (ft btoc) | Apparent LNAPL Thickness (ft) | Uncorrected Groundwater Elevation (ft amsl) | Potentiometric Surface Elevation (ft amsl) |
|---|---|---|---|---|---|---|---|
| MW-09 | 4/3/2006 | 2294.12 | 151.66 | 152.00 | 0.34 | 2142.12 | 2142.38 |
| MW-09 | 4/10/2006 | 2294.12 | 151.75 | 152.02 | 0.27 | 2142.10 | 2142.30 |
| MW-09 | 4/17/2006 | 2294.12 | 151.82 | 151.97 | 0.15 | 2142.15 | 2142.26 |
| MW-09 | 4/24/2006 | 2294.12 | 151.86 | 151.97 | 0.11 | 2142.15 | 2142.23 |
| MW-09 | 5/1/2006 | 2294.12 | 151.90 | 152.00 | 0.10 | 2142.12 | 2142.20 |
| MW-09 | 5/15/2006 | 2294.12 | 151.93 | 152.03 | 0.10 | 2142.09 | 2142.17 |
| MW-09 | 5/22/2006 | 2294.12 | 151.99 | 152.00 | 0.01 | 2142.12 | 2142.13 |
| MW-09 | 5/30/2006 | 2294.12 | 152.11 | 152.12 | 0.01 | 2142.00 | 2142.01 |
| MW-09 | 6/5/2006 | 2294.12 | 152.23 | 152.24 | 0.01 | 2141.88 | 2141.89 |
| MW-09 | 6/12/2006 | 2294.12 | 152.30 | 152.31 | 0.01 | 2141.81 | 2141.82 |
| MW-09 | 6/26/2006 | 2294.12 | 152.46 | 152.47 | 0.01 | 2141.65 | 2141.66 |
| MW-09 | 7/10/2006 | 2294.12 | NP | 152.59 | NP | 2141.53 | 2141.53 |
| MW-09 | 8/4/2006 | 2294.12 | 152.19 | 152.21 | 0.02 | 2141.91 | 2141.93 |
| MW-09 | 8/14/2006 | 2294.12 | 152.84 | 152.98 | 0.14 | 2141.14 | 2141.25 |
| MW-09 | 8/23/2006 | 2294.12 | 152.66 | 152.72 | 0.06 | 2141.40 | 2141.45 |
| MW-09 | 9/19/2006 | 2294.12 | NP | 151.29 | NP | 2142.83 | 2142.83 |
| MW-09 | 10/20/2006 | 2294.12 | NP | 150.62 | NP | 2143.50 | 2143.50 |
| MW-09 | 10/30/2006 | 2294.12 | NP | 150.82 | NP | 2143.30 | 2143.30 |
| MW-09 | 11/17/2006 | 2294.12 | NP | 151.17 | NP | 2142.95 | 2142.95 |
| MW-09 | 1/29/2007 | 2294.12 | NP | 152.32 | NP | 2141.80 | 2141.80 |
| MW-09 | 3/1/2007 | 2294.12 | NP | 152.52 | NP | 2141.60 | 2141.60 |
| MW-09 | 3/28/2007 | 2294.12 | NP | 152.73 | NP | 2141.39 | 2141.39 |
| MW-09 | 4/24/2007 | 2294.12 | 152.91 | 152.94 | 0.03 | 2141.18 | 2141.20 |
| MW-09 | 5/28/2007 | 2294.12 | 153.03 | 153.06 | 0.03 | 2141.06 | 2141.08 |
| MW-09 | 6/27/2007 | 2294.12 | 153.37 | 153.41 | 0.04 | 2140.71 | 2140.74 |
| MW-09 | 7/23/2007 | 2294.12 | 153.69 | 153.72 | 0.03 | 2140.40 | 2140.42 |
| MW-09 | 8/25/2007 | 2294.12 | NP | 152.84 | NP | 2141.28 | 2141.28 |
| MW-09 | 9/25/2007 | 2294.12 | NP | 152.19 | NP | 2141.93 | 2141.93 |
| MW-09 | 10/22/2007 | 2294.12 | NP | 152.65 | NP | 2141.47 | 2141.47 |
| MW-09 | 11/28/2007 | 2294.12 | NP | 153.41 | NP | 2140.71 | 2140.71 |
| MW-09 | 12/31/2007 | 2294.12 | 153.73 | 153.74 | 0.01 | 2140.38 | 2140.39 |
| MW-09 | 1/26/2008 | 2294.12 | NP | 153.45 | NP | 2140.67 | 2140.67 |
| MW-09 | 2/29/2008 | 2294.12 | NP | 153.65 | NP | 2140.47 | 2140.47 |
| MW-09 | 3/31/2008 | 2294.12 | NP | 153.18 | NP | 2140.94 | 2140.94 |
| MW-09 | 4/21/2008 | 2294.12 | NP | 153.40 | NP | 2140.72 | 2140.72 |
| MW-09 | 5/23/2008 | 2294.12 | NP | 153.86 | NP | 2140.26 | 2140.26 |
| MW-09 | 6/25/2008 | 2294.12 | 153.85 | 154.64 | 0.79 | 2139.48 | 2140.07 |
| MW-09 | 7/28/2008 | 2294.12 | 154.09 | 155.23 | 1.14 | 2138.89 | 2139.75 |
| MW-09 | 8/25/2008 | 2294.12 | 152.80 | 152.81 | 0.01 | 2141.31 | 2141.32 |
| MW-09 | 9/30/2008 | 2294.12 | NP | 151.21 | NP | 2142.91 | 2142.91 |
| MW-09 | 10/13/2008 | 2294.12 | NP | 151.17 | NP | 2142.95 | 2142.95 |
| MW-09 | 11/26/2008 | 2294.12 | NP | 152.07 | NP | 2142.05 | 2142.05 |
| MW-09 | 12/23/2008 | 2294.12 | NP | 152.47 | NP | 2141.65 | 2141.65 |
| MW-09 | 1/26/2009 | 2294.12 | NP | 152.77 | NP | 2141.35 | 2141.35 |
| MW-09 | 2/27/2009 | 2294.12 | NP | 152.67 | NP | 2141.45 | 2141.45 |
| MW-09 | 3/26/2009 | 2294.12 | 152.97 | 152.98 | 0.01 | 2141.14 | 2141.15 |

| Well ID | Measurement Date | Measuring Point Elevation (ft amsl) | Depth to LNAPL (ft btoc) | Depth to Water (ft btoc) | Apparent LNAPL Thickness (ft) | Uncorrected Groundwater Elevation (ft amsl) | Potentiometric Surface Elevation (ft amsl) |
|---|---|---|---|---|---|---|---|
| MW-09 | 4/27/2009 | 2294.12 | 153.07 | 153.09 | 0.02 | 2141.03 | 2141.05 |
| MW-09 | 5/20/2009 | 2294.12 | 153.41 | 153.43 | 0.02 | 2140.69 | 2140.71 |
| MW-09 | 6/16/2009 | 2294.12 | 154.06 | 154.07 | 0.01 | 2140.05 | 2140.06 |
| MW-09 | 7/20/2009 | 2294.12 | 154.26 | 155.05 | 0.79 | 2139.07 | 2139.66 |
| MW-09 | 8/31/2009 | 2294.12 | 154.68 | 155.55 | 0.87 | 2138.57 | 2139.22 |
| MW-09 | 9/29/2009 | 2294.12 | 154.77 | 155.53 | 0.76 | 2138.59 | 2139.16 |
| MW-09 | 10/22/2009 | 2294.12 | 154.91 | 155.58 | 0.67 | 2138.54 | 2139.04 |
| MW-09 | 11/25/2009 | 2294.12 | 155.24 | 155.93 | 0.69 | 2138.19 | 2138.71 |
| MW-09 | 12/14/2009 | 2294.12 | 155.36 | 156.06 | 0.70 | 2138.06 | 2138.59 |
| MW-09 | 1/18/2010 | 2294.12 | 155.33 | 155.91 | 0.58 | 2138.21 | 2138.65 |
| MW-09 | 2/26/2010 | 2294.12 | 155.41 | 155.78 | 0.37 | 2138.34 | 2138.62 |
| MW-09 | 3/22/2010 | 2294.12 | NP | 154.76 | NP | 2139.36 | 2139.36 |
| MW-09 | 4/12/2010 | 2294.12 | NP | 154.67 | NP | 2139.45 | 2139.45 |
| MW-09 | 5/27/2010 | 2294.12 | NP | 155.13 | NP | 2138.99 | 2138.99 |
| MW-09 | 6/22/2010 | 2294.12 | NP | 155.48 | NP | 2138.64 | 2138.64 |
| MW-09 | 7/12/2010 | 2294.12 | 155.84 | 155.85 | 0.01 | 2138.27 | 2138.28 |
| MW-09 | 8/26/2010 | 2294.12 | NP | 155.75 | NP | 2138.37 | 2138.37 |
| MW-09 | 9/22/2010 | 2294.12 | NP | 155.51 | NP | 2138.61 | 2138.61 |
| MW-09 | 10/5/2010 | 2294.12 | NP | 155.42 | NP | 2138.70 | 2138.70 |
| MW-09 | 10/18/2010 | 2294.12 | 155.15 | 155.16 | 0.01 | 2138.96 | 2138.97 |
| MW-09 | 11/30/2010 | 2294.12 | NP | 155.71 | NP | 2138.41 | 2138.41 |
| MW-09 | 12/21/2010 | 2294.12 | NP | 155.83 | NP | 2138.29 | 2138.29 |
| MW-09 | 1/10/2011 | 2294.12 | 155.78 | 155.79 | 0.01 | 2138.33 | 2138.34 |
| MW-09 | 2/17/2011 | 2294.12 | NP | 156.11 | NP | 2138.01 | 2138.01 |
| MW-09 | 3/25/2011 | 2294.12 | NP | 156.59 | NP | 2137.53 | 2137.53 |
| MW-09 | 4/11/2011 | 2294.12 | NP | 156.31 | NP | 2137.81 | 2137.81 |
| MW-09 | 5/9/2011 | 2294.12 | NP | 156.25 | NP | 2137.87 | 2137.87 |
| MW-09 | 6/29/2011 | 2294.12 | NP | 157.23 | NP | 2136.89 | 2136.89 |
| MW-09 | 7/11/2011 | 2294.12 | NP | 157.42 | NP | 2136.70 | 2136.70 |
| MW-09 | 8/31/2011 | 2294.12 | NP | 158.03 | NP | 2136.09 | 2136.09 |
| MW-09 | 9/28/2011 | 2294.12 | NP | 157.99 | NP | 2136.13 | 2136.13 |
| MW-09 | 10/10/2011 | 2294.12 | NP | 157.40 | NP | 2136.72 | 2136.72 |
| MW-09 | 11/16/2011 | 2294.12 | NP | 157.08 | NP | 2137.04 | 2137.04 |
| MW-09 | 12/29/2011 | 2294.12 | NP | 157.22 | NP | 2136.90 | 2136.90 |
| MW-09 | 1/16/2012 | 2294.12 | NP | 157.18 | NP | 2136.94 | 2136.94 |
| MW-09 | 2/28/2012 | 2294.12 | NP | 156.86 | NP | 2137.26 | 2137.26 |
| MW-09 | 3/30/2012 | 2294.12 | NP | 157.19 | NP | 2136.93 | 2136.93 |
| MW-09 | 4/2/2012 | 2294.12 | NP | 157.30 | NP | 2136.82 | 2136.82 |
| MW-09 | 5/30/2012 | 2294.12 | NP | 158.17 | NP | 2135.95 | 2135.95 |
| MW-09 | 6/29/2012 | 2294.12 | NP | 158.43 | NP | 2135.69 | 2135.69 |
| MW-09 | 7/9/2012 | 2294.12 | NP | 158.46 | NP | 2135.66 | 2135.66 |
| MW-09 | 8/29/2012 | 2294.12 | NP | 158.06 | NP | 2136.06 | 2136.06 |
| MW-09 | 9/25/2012 | 2294.12 | NP | 157.62 | NP | 2136.50 | 2136.50 |
| MW-09 | 10/22/2012 | 2294.12 | NP | 157.81 | NP | 2136.31 | 2136.31 |
| MW-09 | 11/15/2012 | 2294.12 | NP | 158.19 | NP | 2135.93 | 2135.93 |
| MW-09 | 12/13/2012 | 2294.12 | NP | 158.53 | NP | 2135.59 | 2135.59 |

| Well ID | Measurement Date | Measuring Point Elevation (ft amsl) | Depth to LNAPL (ft btoc) | Depth to Water (ft btoc) | Apparent LNAPL Thickness (ft) | Uncorrected Groundwater Elevation (ft amsl) | Potentiometric Surface Elevation (ft amsl) |
|---|---|---|---|---|---|---|---|
| MW-09 | 1/21/2013 | 2294.12 | NP | 158.60 | NP | 2135.52 | 2135.52 |
| MW-09 | 2/13/2013 | 2294.12 | NP | 158.62 | NP | 2135.50 | 2135.50 |
| MW-09 | 3/21/2013 | 2294.12 | NP | 158.70 | NP | 2135.42 | 2135.42 |
| MW-09 | 4/15/2013 | 2294.12 | NP | 158.86 | NP | 2135.26 | 2135.26 |
| MW-09 | 5/23/2013 | 2294.12 | NP | 159.06 | NP | 2135.06 | 2135.06 |
| MW-09 | 6/26/2013 | 2294.12 | NP | 159.39 | NP | 2134.73 | 2134.73 |
| MW-09 | 7/8/2013 | 2294.12 | NP | 159.49 | NP | 2134.63 | 2134.63 |
| MW-09 | 8/8/2013 | 2294.12 | NP | 159.65 | NP | 2134.47 | 2134.47 |
| MW-09 | 9/5/2013 | 2294.12 | NP | 159.53 | NP | 2134.59 | 2134.59 |
| MW-09 | 10/3/2013 | 2294.12 | NP | 159.68 | NP | 2134.44 | 2134.44 |
| MW-09 | 11/27/2013 | 2294.12 | NP | 159.86 | NP | 2134.26 | 2134.26 |
| MW-09 | 12/31/2013 | 2294.12 | NP | 159.80 | NP | 2134.32 | 2134.32 |
| MW-09 | 1/10/2014 | 2294.12 | NP | 160.06 | NP | 2134.06 | 2134.06 |
| MW-09 | 2/18/2014 | 2294.12 | NP | 160.16 | NP | 2133.96 | 2133.96 |
| MW-09 | 3/12/2014 | 2294.12 | NP | 160.19 | NP | 2133.93 | 2133.93 |
| MW-09 | 4/17/2014 | 2294.12 | NP | 160.35 | NP | 2133.77 | 2133.77 |
| MW-09 | 5/22/2014 | 2294.12 | NP | 160.97 | NP | 2133.15 | 2133.15 |
| MW-09 | 6/20/2014 | 2294.12 | NP | 160.98 | NP | 2133.14 | 2133.14 |
| MW-09 | 7/15/2014 | 2294.12 | NP | 161.70 | NP | 2132.42 | 2132.42 |
| MW-09 | 8/14/2014 | 2294.12 | NP | 161.58 | NP | 2132.54 | 2132.54 |
| MW-09 | 9/9/2014 | 2294.12 | NP | 161.41 | NP | 2132.71 | 2132.71 |
| MW-09 | 10/1/2014 | 2294.12 | NP | 160.65 | NP | 2133.47 | 2133.47 |
| MW-09 | 11/18/2014 | 2294.12 | NP | 160.40 | NP | 2133.72 | 2133.72 |
| MW-09 | 12/16/2014 | 2294.12 | NP | 160.45 | NP | 2133.67 | 2133.67 |
| MW-09 | 1/19/2015 | 2294.12 | NP | 160.21 | NP | 2133.91 | 2133.91 |
| MW-09 | 2/19/2015 | 2294.12 | NP | 159.99 | NP | 2134.13 | 2134.13 |
| MW-09 | 3/26/2015 | 2294.12 | NP | 159.67 | NP | 2134.45 | 2134.45 |
| MW-09 | 4/16/2015 | 2294.12 | NP | 159.53 | NP | 2134.59 | 2134.59 |
| MW-09 | 5/19/2015 | 2294.12 | NP | 159.85 | NP | 2134.27 | 2134.27 |
| MW-09 | 6/22/2015 | 2294.12 | NP | 160.44 | NP | 2133.68 | 2133.68 |
| MW-09 | 1/5/2016 | 2294.12 | NP | 158.92 | NP | 2135.20 | 2135.20 |
| MW-09 | 2/10/2016 | 2294.12 | NP | 158.54 | NP | 2135.58 | 2135.58 |
| MW-09 | 3/2/2016 | 2294.12 | NP | 158.37 | NP | 2135.75 | 2135.75 |
| MW-09 | 4/5/2016 | 2294.12 | NP | 158.23 | NP | 2135.89 | 2135.89 |
| MW-09 | 5/10/2016 | 2294.12 | NP | 158.06 | NP | 2136.06 | 2136.06 |
| MW-09 | 6/27/2016 | 2294.12 | NP | 158.38 | NP | 2135.74 | 2135.74 |
| MW-09 | 7/28/2016 | 2294.12 | NP | 157.75 | NP | 2136.37 | 2136.37 |
| MW-09 | 8/31/2016 | 2294.12 | NP | 157.55 | NP | 2136.57 | 2136.57 |
| MW-09 | 9/30/2016 | 2294.12 | NP | 157.10 | NP | 2137.02 | 2137.02 |
| MW-09 | 10/13/2016 | 2294.12 | NP | 157.11 | NP | 2137.01 | 2137.01 |
| MW-09 | 11/21/2016 | 2294.12 | NP | 157.20 | NP | 2136.92 | 2136.92 |
| MW-09 | 12/27/2016 | 2294.12 | NP | 157.11 | NP | 2137.01 | 2137.01 |
| MW-09 | 1/26/2017 | 2294.12 | NP | 156.06 | NP | 2138.06 | 2138.06 |
| MW-09 | 2/28/2017 | 2294.12 | NP | 156.51 | NP | 2137.61 | 2137.61 |
| MW-09 | 3/31/2017 | 2294.12 | NP | 156.50 | NP | 2137.62 | 2137.62 |
| MW-09 | 4/21/2017 | 2294.12 | NP | 156.24 | NP | 2137.88 | 2137.88 |

| Well ID | Measurement Date | Measuring Point Elevation (ft amsl) | Depth to LNAPL (ft btoc) | Depth to Water (ft btoc) | Apparent LNAPL Thickness (ft) | Uncorrected Groundwater Elevation (ft amsl) | Potentiometric Surface Elevation (ft amsl) |
|---|---|---|---|---|---|---|---|
| MW-09 | 5/16/2017 | 2294.12 | NP | 156.32 | NP | 2137.80 | 2137.80 |
| MW-09 | 6/13/2017 | 2294.12 | NP | 156.43 | NP | 2137.69 | 2137.69 |
| MW-09 | 7/14/2017 | 2294.12 | NP | 156.66 | NP | 2137.46 | 2137.46 |
| MW-09 | 8/17/2017 | 2294.12 | NP | 155.00 | NP | 2139.12 | 2139.12 |
| MW-09 | 9/20/2017 | 2294.12 | NP | 153.96 | NP | 2140.16 | 2140.16 |
| MW-09 | 10/26/2017 | 2294.12 | NP | 154.23 | NP | 2139.89 | 2139.89 |
| MW-09 | 11/30/2017 | 2294.12 | NP | 154.29 | NP | 2139.83 | 2139.83 |
| MW-09 | 12/12/2017 | 2294.12 | NP | 154.32 | NP | 2139.80 | 2139.80 |
| MW-09 | 1/31/2018 | 2294.12 | NP | 154.08 | NP | 2140.04 | 2140.04 |
| MW-09 | 2/21/2018 | 2294.12 | NP | 154.02 | NP | 2140.10 | 2140.10 |
| MW-09 | 3/26/2018 | 2294.12 | NP | 153.98 | NP | 2140.14 | 2140.14 |
| MW-09 | 4/10/2018 | 2294.12 | NP | 154.05 | NP | 2140.07 | 2140.07 |
| MW-09 | 5/23/2018 | 2294.12 | NP | 153.93 | NP | 2140.19 | 2140.19 |
| MW-09 | 6/27/2018 | 2294.12 | NP | 153.86 | NP | 2140.26 | 2140.26 |
| MW-09 | 7/16/2018 | 2294.12 | NP | 153.81 | NP | 2140.31 | 2140.31 |
| MW-09 | 8/23/2018 | 2294.12 | NP | 153.88 | NP | 2140.24 | 2140.24 |
| MW-09 | 9/27/2018 | 2294.12 | NP | 152.97 | NP | 2141.15 | 2141.15 |
| MW-09 | 10/22/2018 | 2294.12 | NP | 152.48 | NP | 2141.64 | 2141.64 |
| MW-09 | 11/28/2018 | 2294.12 | NP | 151.55 | NP | 2142.57 | 2142.57 |
| MW-09 | 12/27/2018 | 2294.12 | NP | 151.43 | NP | 2142.69 | 2142.69 |
| MW-09 | 1/16/2019 | 2294.12 | NP | 151.50 | NP | 2142.62 | 2142.62 |
| MW-09 | 2/26/2019 | 2294.12 | NP | 150.95 | NP | 2143.17 | 2143.17 |
| MW-09 | 3/27/2019 | 2294.12 | NP | 150.61 | NP | 2143.51 | 2143.51 |
| MW-09 | 4/9/2019 | 2294.12 | NP | 150.15 | NP | 2143.97 | 2143.97 |
| MW-09 | 5/8/2019 | 2294.12 | NP | 150.15 | NP | 2143.97 | 2143.97 |
| MW-09 | 6/20/2019 | 2294.12 | NP | 150.31 | NP | 2143.81 | 2143.81 |
| MW-09 | 7/25/2019 | 2294.12 | NP | 150.25 | NP | 2143.87 | 2143.87 |
| MW-09 | 8/18/2019 | 2294.12 | NP | 150.42 | NP | 2143.70 | 2143.70 |
| MW-09 | 9/24/2019 | 2294.12 | NP | 150.49 | NP | 2143.63 | 2143.63 |
| MW-09 | 10/17/2019 | 2294.12 | NP | 150.85 | NP | 2143.27 | 2143.27 |
| MW-09 | 11/27/2019 | 2294.12 | NP | 150.75 | NP | 2143.37 | 2143.37 |
| MW-09 | 12/17/2019 | 2294.12 | NP | 150.67 | NP | 2143.45 | 2143.45 |
| MW-09 | 1/24/2020 | 2294.12 | NP | 150.03 | NP | 2144.09 | 2144.09 |
| MW-09 | 2/16/2020 | 2294.12 | NP | 149.67 | NP | 2144.45 | 2144.45 |
| MW-09 | 3/10/2020 | 2294.12 | NP | 149.73 | NP | 2144.39 | 2144.39 |
| MW-09 | 4/2/2020 | 2294.12 | NP | 149.99 | NP | 2144.13 | 2144.13 |
| MW-09 | 5/18/2020 | 2294.12 | NP | 150.15 | NP | 2143.97 | 2143.97 |
| MW-09 | 6/25/2020 | 2294.12 | NP | 150.56 | NP | 2143.56 | 2143.56 |
| MW-09 | 7/7/2020 | 2294.12 | NP | 150.81 | NP | 2143.31 | 2143.31 |
| MW-09 | 8/31/2020 | 2294.12 | NP | 151.68 | NP | 2142.44 | 2142.44 |
| MW-09 | 9/16/2020 | 2294.12 | NP | 152.05 | NP | 2142.07 | 2142.07 |
| MW-09 | 10/30/2020 | 2294.12 | NP | 153.23 | NP | 2140.89 | 2140.89 |
| MW-09 | 11/30/2020 | 2294.12 | NP | 154.37 | NP | 2139.75 | 2139.75 |
| MW-09 | 12/31/2020 | 2294.12 | NP | 154.62 | NP | 2139.50 | 2139.50 |
| MW-09 | 1/20/2021 | 2294.12 | NP | 155.18 | NP | 2138.94 | 2138.94 |
| MW-09 | 3/1/2021 | 2294.12 | NP | 156.07 | NP | 2138.05 | 2138.05 |

| Well ID | Measurement Date | Measuring Point Elevation (ft amsl) | Depth to LNAPL (ft btoc) | Depth to Water (ft btoc) | Apparent LNAPL Thickness (ft) | Uncorrected Groundwater Elevation (ft amsl) | Potentiometric Surface Elevation (ft amsl) |
|---|---|---|---|---|---|---|---|
| MW-09 | 3/27/2021 | 2294.12 | NP | 156.43 | NP | 2137.69 | 2137.69 |
| MW-09 | 4/9/2021 | 2294.12 | NP | 156.50 | NP | 2137.62 | 2137.62 |
| MW-09 | 5/25/2021 | 2294.12 | NP | 157.23 | NP | 2136.89 | 2136.89 |
| MW-09 | 6/15/2021 | 2294.12 | NP | 157.39 | NP | 2136.73 | 2136.73 |
| MW-09 | 7/8/2021 | 2294.12 | NP | 157.93 | NP | 2136.19 | 2136.19 |
| MW-09 | 8/30/2021 | 2294.12 | NP | 156.75 | NP | 2137.37 | 2137.37 |
| MW-09 | 9/28/2021 | 2294.12 | NP | 155.36 | NP | 2138.76 | 2138.76 |
| MW-09 | 10/18/2021 | 2294.12 | NP | 155.47 | NP | 2138.65 | 2138.65 |
| MW-09 | 11/24/2021 | 2294.12 | NP | 156.10 | NP | 2138.02 | 2138.02 |
| MW-09 | 12/21/2021 | 2294.12 | NP | 156.31 | NP | 2137.81 | 2137.81 |
| MW-09 | 1/26/2022 | 2294.12 | NP | 156.47 | NP | 2137.65 | 2137.65 |
| MW-09 | 2/21/2022 | 2294.12 | NP | 156.67 | NP | 2137.45 | 2137.45 |
| MW-09 | 3/16/2022 | 2294.12 | NP | 156.84 | NP | 2137.28 | 2137.28 |
| MW-09 | 4/6/2022 | 2294.12 | NP | 157.03 | NP | 2137.09 | 2137.09 |
| MW-09 | 5/2/2022 | 2294.12 | NP | 157.38 | NP | 2136.74 | 2136.74 |
| MW-09 | 6/17/2022 | 2294.12 | NP | 157.73 | NP | 2136.39 | 2136.39 |
| MW-09 | 7/15/2022 | 2294.12 | NP | 157.86 | NP | 2136.26 | 2136.26 |
| MW-09 | 8/17/2022 | 2294.12 | NP | 158.17 | NP | 2135.95 | 2135.95 |
| MW-09 | 9/8/2022 | 2294.12 | NP | 157.97 | NP | 2136.15 | 2136.15 |
| MW-09 | 10/13/2022 | 2294.12 | NP | 157.29 | NP | 2136.83 | 2136.83 |
| MW-09 | 11/2/2022 | 2294.12 | NP | 156.90 | NP | 2137.22 | 2137.22 |
| MW-09 | 12/12/2022 | 2294.12 | NP | 156.68 | NP | 2137.44 | 2137.44 |
| MW-09 | 1/10/2023 | 2294.12 | NP | 156.74 | NP | 2137.38 | 2137.38 |
| MW-09 | 2/27/2023 | 2294.12 | NP | 156.46 | NP | 2137.66 | 2137.66 |
| MW-09 | 3/27/2023 | 2294.12 | NP | 156.47 | NP | 2137.65 | 2137.65 |
| MW-09 | 4/25/2023 | 2294.12 | NP | 155.98 | NP | 2138.14 | 2138.14 |
| MW-09 | 5/30/2023 | 2294.12 | NP | 155.81 | NP | 2138.31 | 2138.31 |
| MW-09 | 6/6/2023 | 2294.12 | NP | 154.94 | NP | 2139.18 | 2139.18 |
| MW-09 | 8/15/2023 | 2294.12 | NP | 155.49 | NP | 2138.63 | 2138.63 |
| MW-09 | 9/20/2023 | 2294.12 | NP | 155.43 | NP | 2138.69 | 2138.69 |
| MW-09 | 10/31/2023 | 2294.12 | NP | 155.38 | NP | 2138.74 | 2138.74 |
| MW-09 | 11/14/2023 | 2294.12 | NP | 155.22 | NP | 2138.90 | 2138.90 |
| MW-09 | 12/21/2023 | 2294.12 | NP | 155.46 | NP | 2138.66 | 2138.66 |
| MW-09 | 2/28/2024 | 2294.12 | NP | 154.24 | NP | 2139.88 | 2139.88 |
| MW-09 | 3/28/2024 | 2294.12 | NP | 153.64 | NP | 2140.48 | 2140.48 |
| MW-09 | 4/30/2024 | 2294.12 | NP | 152.84 | NP | 2141.28 | 2141.28 |
| MW-09 | 5/23/2024 | 2294.12 | NP | 152.31 | NP | 2141.81 | 2141.81 |
| MW-09 | 6/26/2024 | 2294.12 | NP | 152.28 | NP | 2141.84 | 2141.84 |
| MW-10 | 11/6/2003 | 2294.55 | 144.66 | 148.14 | 3.48 | 2146.41 | 2149.02 |
| MW-10 | 11/7/2003 | 2294.55 | 144.74 | 148.21 | 3.47 | 2146.34 | 2148.94 |
| MW-10 | 11/10/2003 | 2294.55 | 144.75 | 148.19 | 3.44 | 2146.36 | 2148.94 |
| MW-10 | 11/24/2003 | 2294.55 | 144.56 | 147.85 | 3.29 | 2146.70 | 2149.17 |
| MW-10 | 11/26/2003 | 2294.55 | 146.72 | 149.81 | 3.09 | 2144.74 | 2147.06 |
| MW-10 | 12/1/2003 | 2294.55 | 144.92 | 148.00 | 3.08 | 2146.55 | 2148.86 |
| MW-10 | 3/29/2004 | 2294.55 | 146.61 | 148.19 | 1.58 | 2146.36 | 2147.55 |
| MW-10 | 4/5/2004 | 2294.55 | 146.68 | 148.17 | 1.49 | 2146.38 | 2147.50 |

| Well ID | Measurement Date | Measuring Point Elevation (ft amsl) | Depth to LNAPL (ft btoc) | Depth to Water (ft btoc) | Apparent LNAPL Thickness (ft) | Uncorrected Groundwater Elevation (ft amsl) | Potentiometric Surface Elevation (ft amsl) |
|---|---|---|---|---|---|---|---|
| MW-10 | 4/12/2004 | 2294.55 | 146.73 | 148.09 | 1.36 | 2146.46 | 2147.48 |
| MW-10 | 4/19/2004 | 2294.55 | 146.76 | 148.08 | 1.32 | 2146.47 | 2147.46 |
| MW-10 | 4/26/2004 | 2294.55 | 146.79 | 148.14 | 1.35 | 2146.41 | 2147.42 |
| MW-10 | 5/3/2004 | 2294.55 | 146.79 | 147.99 | 1.20 | 2146.56 | 2147.46 |
| MW-10 | 5/10/2004 | 2294.55 | 146.85 | 148.13 | 1.28 | 2146.42 | 2147.38 |
| MW-10 | 5/17/2004 | 2294.55 | 146.90 | 148.11 | 1.21 | 2146.44 | 2147.35 |
| MW-10 | 5/24/2004 | 2294.55 | 146.95 | 148.18 | 1.23 | 2146.37 | 2147.29 |
| MW-10 | 5/31/2004 | 2294.55 | 146.95 | 148.20 | 1.25 | 2146.35 | 2147.29 |
| MW-10 | 6/7/2004 | 2294.55 | 146.91 | 148.81 | 1.90 | 2145.74 | 2147.17 |
| MW-10 | 6/14/2004 | 2294.55 | 147.02 | 148.75 | 1.73 | 2145.80 | 2147.10 |
| MW-10 | 6/21/2004 | 2294.55 | 147.12 | 148.90 | 1.78 | 2145.65 | 2146.99 |
| MW-10 | 6/28/2004 | 2294.55 | 147.27 | 148.92 | 1.65 | 2145.63 | 2146.87 |
| MW-10 | 7/6/2004 | 2294.55 | 147.40 | 149.04 | 1.64 | 2145.51 | 2146.74 |
| MW-10 | 7/12/2004 | 2294.55 | 147.55 | 148.99 | 1.44 | 2145.56 | 2146.64 |
| MW-10 | 7/19/2004 | 2294.55 | 147.69 | 148.99 | 1.30 | 2145.56 | 2146.54 |
| MW-10 | 7/26/2004 | 2294.55 | 147.71 | 149.21 | 1.50 | 2145.34 | 2146.47 |
| MW-10 | 8/2/2004 | 2294.55 | 147.95 | 149.17 | 1.22 | 2145.38 | 2146.30 |
| MW-10 | 8/9/2004 | 2294.55 | 148.13 | 149.14 | 1.01 | 2145.41 | 2146.17 |
| MW-10 | 8/16/2004 | 2294.55 | 148.22 | 149.51 | 1.29 | 2145.04 | 2146.01 |
| MW-10 | 8/23/2004 | 2294.55 | 148.23 | 149.76 | 1.53 | 2144.79 | 2145.94 |
| MW-10 | 8/30/2004 | 2294.55 | 148.33 | 150.00 | 1.67 | 2144.55 | 2145.80 |
| MW-10 | 9/8/2004 | 2294.55 | 148.43 | 150.12 | 1.69 | 2144.43 | 2145.70 |
| MW-10 | 9/13/2004 | 2294.55 | 148.49 | 150.20 | 1.71 | 2144.35 | 2145.63 |
| MW-10 | 9/20/2004 | 2294.55 | 149.16 | 150.88 | 1.72 | 2143.67 | 2144.96 |
| MW-10 | 9/27/2004 | 2294.55 | 149.24 | 150.97 | 1.73 | 2143.58 | 2144.88 |
| MW-10 | 10/4/2004 | 2294.55 | 149.31 | 151.07 | 1.76 | 2143.48 | 2144.80 |
| MW-10 | 10/11/2004 | 2294.55 | 149.49 | 150.83 | 1.34 | 2143.72 | 2144.73 |
| MW-10 | 10/18/2004 | 2294.55 | 149.49 | 150.72 | 1.23 | 2143.83 | 2144.75 |
| MW-10 | 10/25/2004 | 2294.55 | 149.66 | 150.78 | 1.12 | 2143.77 | 2144.61 |
| MW-10 | 11/1/2004 | 2294.55 | 149.80 | 150.78 | 0.98 | 2143.77 | 2144.51 |
| MW-10 | 11/8/2004 | 2294.55 | 149.96 | 150.57 | 0.61 | 2143.98 | 2144.44 |
| MW-10 | 11/15/2004 | 2294.55 | 150.12 | 150.45 | 0.33 | 2144.10 | 2144.35 |
| MW-10 | 11/30/2004 | 2294.55 | 150.26 | 150.70 | 0.44 | 2143.85 | 2144.18 |
| MW-10 | 12/6/2004 | 2294.55 | 150.41 | 150.59 | 0.18 | 2143.96 | 2144.10 |
| MW-10 | 12/13/2004 | 2294.55 | 150.44 | 150.82 | 0.38 | 2143.73 | 2144.02 |
| MW-10 | 12/20/2004 | 2294.55 | 150.45 | 150.88 | 0.43 | 2143.67 | 2143.99 |
| MW-10 | 1/4/2005 | 2294.55 | 150.34 | 151.58 | 1.24 | 2142.97 | 2143.90 |
| MW-10 | 1/10/2005 | 2294.55 | 150.54 | 151.16 | 0.62 | 2143.39 | 2143.86 |
| MW-10 | 1/17/2005 | 2294.55 | 151.86 | 152.46 | 0.60 | 2142.09 | 2142.54 |
| MW-10 | 1/24/2005 | 2294.55 | 150.61 | 151.41 | 0.80 | 2143.14 | 2143.74 |
| MW-10 | 1/31/2005 | 2294.55 | 150.62 | 150.92 | 0.30 | 2143.63 | 2143.86 |
| MW-10 | 2/7/2005 | 2294.55 | 150.76 | 151.11 | 0.35 | 2143.44 | 2143.70 |
| MW-10 | 2/14/2005 | 2294.55 | 150.79 | 151.08 | 0.29 | 2143.47 | 2143.69 |
| MW-10 | 2/21/2005 | 2294.55 | 150.82 | 150.98 | 0.16 | 2143.57 | 2143.69 |
| MW-10 | 2/28/2005 | 2294.55 | 150.79 | 150.94 | 0.15 | 2143.61 | 2143.72 |
| MW-10 | 3/7/2005 | 2294.55 | 150.73 | 150.91 | 0.18 | 2143.64 | 2143.78 |

| Well ID | Measurement Date | Measuring Point Elevation (ft amsl) | Depth to LNAPL (ft btoc) | Depth to Water (ft btoc) | Apparent LNAPL Thickness (ft) | Uncorrected Groundwater Elevation (ft amsl) | Potentiometric Surface Elevation (ft amsl) |
|---|---|---|---|---|---|---|---|
| MW-10 | 3/14/2005 | 2294.55 | 150.17 | 150.63 | 0.46 | 2143.92 | 2144.27 |
| MW-10 | 3/21/2005 | 2294.55 | 150.55 | 150.80 | 0.25 | 2143.75 | 2143.94 |
| MW-10 | 3/27/2005 | 2294.55 | 150.50 | 150.69 | 0.19 | 2143.86 | 2144.00 |
| MW-10 | 4/4/2005 | 2294.55 | 150.48 | 150.84 | 0.36 | 2143.71 | 2143.98 |
| MW-10 | 4/11/2005 | 2294.55 | 150.60 | 150.74 | 0.14 | 2143.81 | 2143.92 |
| MW-10 | 4/18/2005 | 2294.55 | 150.69 | 150.82 | 0.13 | 2143.73 | 2143.83 |
| MW-10 | 4/25/2005 | 2294.55 | 150.64 | 150.74 | 0.10 | 2143.81 | 2143.89 |
| MW-10 | 5/2/2005 | 2294.55 | 150.66 | 150.77 | 0.11 | 2143.78 | 2143.86 |
| MW-10 | 5/10/2005 | 2294.55 | 150.71 | 150.86 | 0.15 | 2143.69 | 2143.80 |
| MW-10 | 5/16/2005 | 2294.55 | 150.77 | 150.85 | 0.08 | 2143.70 | 2143.76 |
| MW-10 | 5/23/2005 | 2294.55 | 150.86 | 150.97 | 0.11 | 2143.58 | 2143.66 |
| MW-10 | 5/30/2005 | 2294.55 | 150.90 | 151.11 | 0.21 | 2143.44 | 2143.60 |
| MW-10 | 6/6/2005 | 2294.55 | 150.99 | 151.08 | 0.09 | 2143.47 | 2143.54 |
| MW-10 | 6/13/2005 | 2294.55 | 151.07 | 151.18 | 0.11 | 2143.37 | 2143.45 |
| MW-10 | 6/20/2005 | 2294.55 | 151.05 | 151.39 | 0.34 | 2143.16 | 2143.42 |
| MW-10 | 6/27/2005 | 2294.55 | 150.99 | 151.86 | 0.87 | 2142.69 | 2143.34 |
| MW-10 | 7/5/2005 | 2294.55 | 151.20 | 151.57 | 0.37 | 2142.98 | 2143.26 |
| MW-10 | 7/11/2005 | 2294.55 | 151.36 | 151.41 | 0.05 | 2143.14 | 2143.18 |
| MW-10 | 7/18/2005 | 2294.55 | 151.44 | 151.52 | 0.08 | 2143.03 | 2143.09 |
| MW-10 | 7/25/2005 | 2294.55 | 151.48 | 151.71 | 0.23 | 2142.84 | 2143.01 |
| MW-10 | 8/15/2005 | 2294.55 | 151.69 | 151.79 | 0.10 | 2142.76 | 2142.84 |
| MW-10 | 8/22/2005 | 2294.55 | 151.68 | 151.84 | 0.16 | 2142.71 | 2142.83 |
| MW-10 | 8/29/2005 | 2294.55 | 151.51 | 151.64 | 0.13 | 2142.91 | 2143.01 |
| MW-10 | 9/7/2005 | 2294.55 | 151.08 | 151.15 | 0.07 | 2143.40 | 2143.45 |
| MW-10 | 9/12/2005 | 2294.55 | 150.76 | 150.98 | 0.22 | 2143.57 | 2143.74 |
| MW-10 | 9/19/2005 | 2294.55 | NP | 150.67 | NP | 2143.88 | 2143.88 |
| MW-10 | 9/26/2005 | 2294.55 | 150.47 | 150.56 | 0.09 | 2143.99 | 2144.06 |
| MW-10 | 10/3/2005 | 2294.55 | 150.55 | 150.59 | 0.04 | 2143.96 | 2143.99 |
| MW-10 | 10/10/2005 | 2294.55 | 150.70 | 150.79 | 0.09 | 2143.76 | 2143.83 |
| MW-10 | 10/17/2005 | 2294.55 | 150.81 | 150.97 | 0.16 | 2143.58 | 2143.70 |
| MW-10 | 10/24/2005 | 2294.55 | 150.98 | 151.16 | 0.18 | 2143.39 | 2143.53 |
| MW-10 | 10/31/2005 | 2294.55 | 151.11 | 151.27 | 0.16 | 2143.28 | 2143.40 |
| MW-10 | 11/7/2005 | 2294.55 | 151.29 | 151.36 | 0.07 | 2143.19 | 2143.24 |
| MW-10 | 11/14/2005 | 2294.55 | 151.41 | 151.49 | 0.08 | 2143.06 | 2143.12 |
| MW-10 | 11/21/2005 | 2294.55 | 151.55 | 151.59 | 0.04 | 2142.96 | 2142.99 |
| MW-10 | 12/5/2005 | 2294.55 | 151.63 | 151.92 | 0.29 | 2142.63 | 2142.85 |
| MW-10 | 12/12/2005 | 2294.55 | 151.68 | 151.98 | 0.30 | 2142.57 | 2142.80 |
| MW-10 | 12/19/2005 | 2294.55 | 151.73 | 152.08 | 0.35 | 2142.47 | 2142.73 |
| MW-10 | 12/28/2005 | 2294.55 | 151.71 | 152.21 | 0.50 | 2142.34 | 2142.72 |
| MW-10 | 1/9/2006 | 2294.55 | 151.76 | 152.39 | 0.63 | 2142.16 | 2142.63 |
| MW-10 | 1/16/2006 | 2294.55 | 151.88 | 152.25 | 0.37 | 2142.30 | 2142.58 |
| MW-10 | 1/30/2006 | 2294.55 | 151.87 | 152.41 | 0.54 | 2142.14 | 2142.55 |
| MW-10 | 2/13/2006 | 2294.55 | 151.94 | 152.53 | 0.59 | 2142.02 | 2142.46 |
| MW-10 | 2/27/2006 | 2294.55 | 151.92 | 152.83 | 0.91 | 2141.72 | 2142.40 |
| MW-10 | 3/6/2006 | 2294.55 | 151.91 | 152.91 | 1.00 | 2141.64 | 2142.39 |
| MW-10 | 3/13/2006 | 2294.55 | 151.95 | 152.87 | 0.92 | 2141.68 | 2142.37 |

| Well ID | Measurement Date | Measuring Point Elevation (ft amsl) | Depth to LNAPL (ft btoc) | Depth to Water (ft btoc) | Apparent LNAPL Thickness (ft) | Uncorrected Groundwater Elevation (ft amsl) | Potentiometric Surface Elevation (ft amsl) |
|---|---|---|---|---|---|---|---|
| MW-10 | 3/20/2006 | 2294.55 | 151.97 | 152.99 | 1.02 | 2141.56 | 2142.33 |
| MW-10 | 3/27/2006 | 2294.55 | 152.05 | 152.81 | 0.76 | 2141.74 | 2142.31 |
| MW-10 | 4/3/2006 | 2294.55 | 152.06 | 153.00 | 0.94 | 2141.55 | 2142.26 |
| MW-10 | 4/10/2006 | 2294.55 | 152.12 | 153.05 | 0.93 | 2141.50 | 2142.20 |
| MW-10 | 4/17/2006 | 2294.55 | 152.19 | 153.04 | 0.85 | 2141.51 | 2142.15 |
| MW-10 | 4/24/2006 | 2294.55 | 152.25 | 153.00 | 0.75 | 2141.55 | 2142.11 |
| MW-10 | 5/1/2006 | 2294.55 | 152.29 | 153.00 | 0.71 | 2141.55 | 2142.08 |
| MW-10 | 5/15/2006 | 2294.55 | 152.24 | 153.29 | 1.05 | 2141.26 | 2142.05 |
| MW-10 | 5/22/2006 | 2294.55 | 152.28 | 153.39 | 1.11 | 2141.16 | 2141.99 |
| MW-10 | 5/30/2006 | 2294.55 | 152.38 | 153.61 | 1.23 | 2140.94 | 2141.86 |
| MW-10 | 6/5/2006 | 2294.55 | 152.45 | 153.76 | 1.31 | 2140.79 | 2141.77 |
| MW-10 | 6/12/2006 | 2294.55 | 152.54 | 153.84 | 1.30 | 2140.71 | 2141.69 |
| MW-10 | 6/26/2006 | 2294.55 | 152.45 | 153.76 | 1.31 | 2140.79 | 2141.77 |
| MW-10 | 7/10/2006 | 2294.55 | 152.95 | 153.58 | 0.63 | 2140.97 | 2141.44 |
| MW-10 | 8/4/2006 | 2294.55 | 152.50 | 153.21 | 0.71 | 2141.34 | 2141.87 |
| MW-10 | 8/14/2006 | 2294.55 | 153.27 | 153.72 | 0.45 | 2140.83 | 2141.17 |
| MW-10 | 8/23/2006 | 2294.55 | 153.09 | 153.41 | 0.32 | 2141.14 | 2141.38 |
| MW-10 | 9/19/2006 | 2294.55 | 151.55 | 152.55 | 1.00 | 2142.00 | 2142.75 |
| MW-10 | 10/20/2006 | 2294.55 | 150.90 | 151.87 | 0.97 | 2142.68 | 2143.41 |
| MW-10 | 10/30/2006 | 2294.55 | 151.06 | 152.12 | 1.06 | 2142.43 | 2143.23 |
| MW-10 | 11/17/2006 | 2294.55 | 151.39 | 152.50 | 1.11 | 2142.05 | 2142.88 |
| MW-10 | 1/29/2007 | 2294.55 | 152.56 | 153.60 | 1.04 | 2140.95 | 2141.73 |
| MW-10 | 3/1/2007 | 2294.55 | 152.77 | 153.81 | 1.04 | 2140.74 | 2141.52 |
| MW-10 | 3/28/2007 | 2294.55 | 152.95 | 154.09 | 1.14 | 2140.46 | 2141.32 |
| MW-10 | 4/24/2007 | 2294.55 | 153.15 | 154.26 | 1.11 | 2140.29 | 2141.12 |
| MW-10 | 5/28/2007 | 2294.55 | 153.30 | 154.27 | 0.97 | 2140.28 | 2141.01 |
| MW-10 | 6/27/2007 | 2294.55 | 153.70 | 154.51 | 0.81 | 2140.04 | 2140.65 |
| MW-10 | 7/23/2007 | 2294.55 | 154.00 | 154.75 | 0.75 | 2139.80 | 2140.36 |
| MW-10 | 8/25/2007 | 2294.55 | NP | 153.62 | NP | 2140.93 | 2140.93 |
| MW-10 | 9/25/2007 | 2294.55 | 152.54 | 153.24 | 0.70 | 2141.31 | 2141.84 |
| MW-10 | 10/22/2007 | 2294.55 | 152.92 | 153.92 | 1.00 | 2140.63 | 2141.38 |
| MW-10 | 11/28/2007 | 2294.55 | 153.96 | 155.03 | 1.07 | 2139.52 | 2140.32 |
| MW-10 | 12/31/2007 | 2294.55 | 154.05 | 154.89 | 0.84 | 2139.66 | 2140.29 |
| MW-10 | 1/26/2008 | 2294.55 | 153.77 | 154.55 | 0.78 | 2140.00 | 2140.59 |
| MW-10 | 2/29/2008 | 2294.55 | 153.92 | 154.92 | 1.00 | 2139.63 | 2140.38 |
| MW-10 | 3/31/2008 | 2294.55 | 153.47 | 154.37 | 0.90 | 2140.18 | 2140.86 |
| MW-10 | 4/21/2008 | 2294.55 | 153.66 | 154.74 | 1.08 | 2139.81 | 2140.62 |
| MW-10 | 5/23/2008 | 2294.55 | 154.09 | 155.24 | 1.15 | 2139.31 | 2140.17 |
| MW-10 | 6/25/2008 | 2294.55 | 154.40 | 155.11 | 0.71 | 2139.44 | 2139.97 |
| MW-10 | 7/28/2008 | 2294.55 | 154.71 | 155.47 | 0.76 | 2139.08 | 2139.65 |
| MW-10 | 8/25/2008 | 2294.55 | 153.21 | 153.69 | 0.48 | 2140.86 | 2141.22 |
| MW-10 | 9/30/2008 | 2294.55 | 151.70 | 151.84 | 0.14 | 2142.71 | 2142.82 |
| MW-10 | 10/13/2008 | 2294.55 | 151.68 | 151.71 | 0.03 | 2142.84 | 2142.86 |
| MW-10 | 11/26/2008 | 2294.55 | 152.52 | 152.84 | 0.32 | 2141.71 | 2141.95 |
| MW-10 | 12/23/2008 | 2294.55 | 152.87 | 153.48 | 0.61 | 2141.07 | 2141.53 |
| MW-10 | 1/26/2009 | 2294.55 | 153.08 | 154.00 | 0.92 | 2140.55 | 2141.24 |

| Well ID | Measurement Date | Measuring Point Elevation (ft amsl) | Depth to LNAPL (ft btoc) | Depth to Water (ft btoc) | Apparent LNAPL Thickness (ft) | Uncorrected Groundwater Elevation (ft amsl) | Potentiometric Surface Elevation (ft amsl) |
|---|---|---|---|---|---|---|---|
| MW-10 | 2/27/2009 | 2294.55 | 153.04 | 153.78 | 0.74 | 2140.77 | 2141.33 |
| MW-10 | 3/26/2009 | 2294.55 | 153.32 | 154.10 | 0.78 | 2140.45 | 2141.04 |
| MW-10 | 4/27/2009 | 2294.55 | 153.41 | 154.21 | 0.80 | 2140.34 | 2140.94 |
| MW-10 | 5/20/2009 | 2294.55 | 153.77 | 154.55 | 0.78 | 2140.00 | 2140.59 |
| MW-10 | 6/16/2009 | 2294.55 | 154.42 | 155.27 | 0.85 | 2139.28 | 2139.92 |
| MW-10 | 7/20/2009 | 2294.55 | 154.82 | 155.56 | 0.74 | 2138.99 | 2139.55 |
| MW-10 | 8/31/2009 | 2294.55 | 155.36 | 155.83 | 0.47 | 2138.72 | 2139.07 |
| MW-10 | 9/29/2009 | 2294.55 | 155.37 | 155.71 | 0.34 | 2138.84 | 2139.10 |
| MW-10 | 11/25/2009 | 2294.55 | 155.89 | 156.10 | 0.21 | 2138.45 | 2138.61 |
| MW-10 | 12/14/2009 | 2294.55 | 156.07 | 156.36 | 0.29 | 2138.19 | 2138.41 |
| MW-10 | 1/18/2010 | 2294.55 | 155.90 | 156.30 | 0.40 | 2138.25 | 2138.55 |
| MW-10 | 2/26/2010 | 2294.55 | 155.97 | 156.11 | 0.14 | 2138.44 | 2138.55 |
| MW-10 | 3/22/2010 | 2294.55 | NP | 155.27 | NP | 2139.28 | 2139.28 |
| MW-10 | 4/12/2010 | 2294.55 | NP | 155.19 | NP | 2139.36 | 2139.36 |
| MW-10 | 5/27/2010 | 2294.55 | NP | 155.67 | NP | 2138.88 | 2138.88 |
| MW-10 | 6/22/2010 | 2294.55 | NP | 156.02 | NP | 2138.53 | 2138.53 |
| MW-10 | 7/12/2010 | 2294.55 | 156.37 | 156.38 | 0.01 | 2138.17 | 2138.18 |
| MW-10 | 8/26/2010 | 2294.55 | NP | 156.19 | NP | 2138.36 | 2138.36 |
| MW-10 | 9/22/2010 | 2294.55 | NP | 155.96 | NP | 2138.59 | 2138.59 |
| MW-10 | 10/5/2010 | 2294.55 | NP | 155.98 | NP | 2138.57 | 2138.57 |
| MW-10 | 10/18/2010 | 2294.55 | 155.65 | 155.66 | 0.01 | 2138.89 | 2138.90 |
| MW-10 | 11/30/2010 | 2294.55 | NP | 156.25 | NP | 2138.30 | 2138.30 |
| MW-10 | 12/21/2010 | 2294.55 | NP | 156.38 | NP | 2138.17 | 2138.17 |
| MW-10 | 1/10/2011 | 2294.55 | NP | 156.25 | NP | 2138.30 | 2138.30 |
| MW-10 | 2/17/2011 | 2294.55 | NP | 156.66 | NP | 2137.89 | 2137.89 |
| MW-10 | 3/25/2011 | 2294.55 | NP | 157.08 | NP | 2137.47 | 2137.47 |
| MW-10 | 4/11/2011 | 2294.55 | NP | 156.86 | NP | 2137.69 | 2137.69 |
| MW-10 | 6/29/2011 | 2294.55 | NP | 157.78 | NP | 2136.77 | 2136.77 |
| MW-10 | 7/11/2011 | 2294.55 | NP | 157.97 | NP | 2136.58 | 2136.58 |
| MW-10 | 8/31/2011 | 2294.55 | NP | 158.56 | NP | 2135.99 | 2135.99 |
| MW-10 | 9/28/2011 | 2294.55 | NP | 158.47 | NP | 2136.08 | 2136.08 |
| MW-10 | 10/10/2011 | 2294.55 | NP | 157.89 | NP | 2136.66 | 2136.66 |
| MW-10 | 11/16/2011 | 2294.55 | NP | 157.61 | NP | 2136.94 | 2136.94 |
| MW-10 | 12/29/2011 | 2294.55 | NP | 157.66 | NP | 2136.89 | 2136.89 |
| MW-10 | 1/16/2012 | 2294.55 | NP | 156.69 | NP | 2137.86 | 2137.86 |
| MW-10 | 2/28/2012 | 2294.55 | NP | 157.40 | NP | 2137.15 | 2137.15 |
| MW-10 | 3/30/2012 | 2294.55 | NP | 157.74 | NP | 2136.81 | 2136.81 |
| MW-10 | 4/2/2012 | 2294.55 | NP | 157.81 | NP | 2136.74 | 2136.74 |
| MW-10 | 5/30/2012 | 2294.55 | NP | 158.72 | NP | 2135.83 | 2135.83 |
| MW-10 | 6/29/2012 | 2294.55 | NP | 158.97 | NP | 2135.58 | 2135.58 |
| MW-10 | 7/9/2012 | 2294.55 | NP | 159.00 | NP | 2135.55 | 2135.55 |
| MW-10 | 8/29/2012 | 2294.55 | NP | 158.58 | NP | 2135.97 | 2135.97 |
| MW-10 | 9/25/2012 | 2294.55 | NP | 158.14 | NP | 2136.41 | 2136.41 |
| MW-10 | 10/22/2012 | 2294.55 | NP | 158.34 | NP | 2136.21 | 2136.21 |
| MW-10 | 11/15/2012 | 2294.55 | NP | 158.72 | NP | 2135.83 | 2135.83 |
| MW-10 | 12/13/2012 | 2294.55 | NP | 159.08 | NP | 2135.47 | 2135.47 |

| Well ID | Measurement Date | Measuring Point Elevation (ft amsl) | Depth to LNAPL (ft btoc) | Depth to Water (ft btoc) | Apparent LNAPL Thickness (ft) | Uncorrected Groundwater Elevation (ft amsl) | Potentiometric Surface Elevation (ft amsl) |
|---|---|---|---|---|---|---|---|
| MW-10 | 1/21/2013 | 2294.55 | NP | 159.14 | NP | 2135.41 | 2135.41 |
| MW-10 | 2/13/2013 | 2294.55 | NP | 159.18 | NP | 2135.37 | 2135.37 |
| MW-10 | 3/21/2013 | 2294.55 | NP | 159.26 | NP | 2135.29 | 2135.29 |
| MW-10 | 4/15/2013 | 2294.55 | NP | 159.43 | NP | 2135.12 | 2135.12 |
| MW-10 | 5/23/2013 | 2294.55 | NP | 159.60 | NP | 2134.95 | 2134.95 |
| MW-10 | 6/26/2013 | 2294.55 | NP | 159.94 | NP | 2134.61 | 2134.61 |
| MW-10 | 7/8/2013 | 2294.55 | NP | 160.03 | NP | 2134.52 | 2134.52 |
| MW-10 | 8/8/2013 | 2294.55 | NP | 160.20 | NP | 2134.35 | 2134.35 |
| MW-10 | 9/5/2013 | 2294.55 | NP | 160.07 | NP | 2134.48 | 2134.48 |
| MW-10 | 10/3/2013 | 2294.55 | NP | 160.21 | NP | 2134.34 | 2134.34 |
| MW-10 | 11/27/2013 | 2294.55 | NP | 160.41 | NP | 2134.14 | 2134.14 |
| MW-10 | 12/31/2013 | 2294.55 | NP | 160.36 | NP | 2134.19 | 2134.19 |
| MW-10 | 1/10/2014 | 2294.55 | NP | 160.60 | NP | 2133.95 | 2133.95 |
| MW-10 | 2/18/2014 | 2294.55 | NP | 160.70 | NP | 2133.85 | 2133.85 |
| MW-10 | 3/12/2014 | 2294.55 | NP | 160.74 | NP | 2133.81 | 2133.81 |
| MW-10 | 4/17/2014 | 2294.55 | NP | 160.92 | NP | 2133.63 | 2133.63 |
| MW-10 | 5/22/2014 | 2294.55 | NP | 161.21 | NP | 2133.34 | 2133.34 |
| MW-10 | 6/20/2014 | 2294.55 | NP | 161.53 | NP | 2133.02 | 2133.02 |
| MW-10 | 7/15/2014 | 2294.55 | NP | 161.80 | NP | 2132.75 | 2132.75 |
| MW-10 | 8/14/2014 | 2294.55 | NP | 162.13 | NP | 2132.42 | 2132.42 |
| MW-10 | 9/9/2014 | 2294.55 | NP | 161.93 | NP | 2132.62 | 2132.62 |
| MW-10 | 10/1/2014 | 2294.55 | NP | 161.15 | NP | 2133.40 | 2133.40 |
| MW-10 | 11/18/2014 | 2294.55 | NP | 160.93 | NP | 2133.62 | 2133.62 |
| MW-10 | 12/16/2014 | 2294.55 | NP | 160.97 | NP | 2133.58 | 2133.58 |
| MW-10 | 1/19/2015 | 2294.55 | NP | 160.73 | NP | 2133.82 | 2133.82 |
| MW-10 | 2/19/2015 | 2294.55 | NP | 160.53 | NP | 2134.02 | 2134.02 |
| MW-10 | 3/26/2015 | 2294.55 | NP | 160.21 | NP | 2134.34 | 2134.34 |
| MW-10 | 4/16/2015 | 2294.55 | NP | 160.09 | NP | 2134.46 | 2134.46 |
| MW-10 | 5/19/2015 | 2294.55 | NP | 160.40 | NP | 2134.15 | 2134.15 |
| MW-10 | 6/22/2015 | 2294.55 | NP | 160.99 | NP | 2133.56 | 2133.56 |
| MW-10 | 1/5/2016 | 2294.55 | NP | 159.48 | NP | 2135.07 | 2135.07 |
| MW-10 | 2/10/2016 | 2294.55 | NP | 159.10 | NP | 2135.45 | 2135.45 |
| MW-10 | 3/2/2016 | 2294.55 | NP | 158.92 | NP | 2135.63 | 2135.63 |
| MW-10 | 4/5/2016 | 2294.55 | NP | 158.77 | NP | 2135.78 | 2135.78 |
| MW-10 | 5/10/2016 | 2294.55 | NP | 158.61 | NP | 2135.94 | 2135.94 |
| MW-10 | 6/27/2016 | 2294.55 | NP | 158.94 | NP | 2135.61 | 2135.61 |
| MW-10 | 7/28/2016 | 2294.55 | NP | 158.29 | NP | 2136.26 | 2136.26 |
| MW-10 | 8/31/2016 | 2294.55 | NP | 158.11 | NP | 2136.44 | 2136.44 |
| MW-10 | 9/30/2016 | 2294.55 | NP | 157.64 | NP | 2136.91 | 2136.91 |
| MW-10 | 10/13/2016 | 2294.55 | NP | 157.65 | NP | 2136.90 | 2136.90 |
| MW-10 | 11/21/2016 | 2294.55 | NP | 157.73 | NP | 2136.82 | 2136.82 |
| MW-10 | 12/27/2016 | 2294.55 | NP | 159.65 | NP | 2134.90 | 2134.90 |
| MW-10 | 1/26/2017 | 2294.55 | NP | 157.62 | NP | 2136.93 | 2136.93 |
| MW-10 | 2/28/2017 | 2294.55 | NP | 157.05 | NP | 2137.50 | 2137.50 |
| MW-10 | 3/31/2017 | 2294.55 | NP | 157.04 | NP | 2137.51 | 2137.51 |
| MW-10 | 4/21/2017 | 2294.55 | NP | 156.79 | NP | 2137.76 | 2137.76 |

| Well ID | Measurement Date | Measuring Point Elevation (ft amsl) | Depth to LNAPL (ft btoc) | Depth to Water (ft btoc) | Apparent LNAPL Thickness (ft) | Uncorrected Groundwater Elevation (ft amsl) | Potentiometric Surface Elevation (ft amsl) |
|---|---|---|---|---|---|---|---|
| MW-10 | 5/16/2017 | 2294.55 | NP | 156.86 | NP | 2137.69 | 2137.69 |
| MW-10 | 6/13/2017 | 2294.55 | NP | 156.98 | NP | 2137.57 | 2137.57 |
| MW-10 | 7/14/2017 | 2294.55 | NP | 157.22 | NP | 2137.33 | 2137.33 |
| MW-10 | 8/17/2017 | 2294.55 | NP | 155.52 | NP | 2139.03 | 2139.03 |
| MW-10 | 9/20/2017 | 2294.55 | NP | 154.50 | NP | 2140.05 | 2140.05 |
| MW-10 | 10/26/2017 | 2294.55 | NP | 154.77 | NP | 2139.78 | 2139.78 |
| MW-10 | 11/30/2017 | 2294.55 | NP | 154.83 | NP | 2139.72 | 2139.72 |
| MW-10 | 12/12/2017 | 2294.55 | NP | 154.86 | NP | 2139.69 | 2139.69 |
| MW-10 | 1/31/2018 | 2294.55 | NP | 154.61 | NP | 2139.94 | 2139.94 |
| MW-10 | 2/21/2018 | 2294.55 | NP | 154.58 | NP | 2139.97 | 2139.97 |
| MW-10 | 3/26/2018 | 2294.55 | NP | 154.53 | NP | 2140.02 | 2140.02 |
| MW-10 | 4/10/2018 | 2294.55 | NP | 154.60 | NP | 2139.95 | 2139.95 |
| MW-10 | 5/23/2018 | 2294.55 | NP | 154.47 | NP | 2140.08 | 2140.08 |
| MW-10 | 6/27/2018 | 2294.55 | NP | 154.06 | NP | 2140.49 | 2140.49 |
| MW-10 | 7/16/2018 | 2294.55 | NP | 154.33 | NP | 2140.22 | 2140.22 |
| MW-10 | 8/23/2018 | 2294.55 | NP | 154.42 | NP | 2140.13 | 2140.13 |
| MW-10 | 9/27/2018 | 2294.55 | NP | 153.48 | NP | 2141.07 | 2141.07 |
| MW-10 | 10/22/2018 | 2294.55 | NP | 153.01 | NP | 2141.54 | 2141.54 |
| MW-10 | 11/28/2018 | 2294.55 | NP | 152.08 | NP | 2142.47 | 2142.47 |
| MW-10 | 12/27/2018 | 2294.55 | NP | 151.96 | NP | 2142.59 | 2142.59 |
| MW-10 | 1/16/2019 | 2294.55 | NP | 152.03 | NP | 2142.52 | 2142.52 |
| MW-10 | 2/26/2019 | 2294.55 | NP | 151.45 | NP | 2143.10 | 2143.10 |
| MW-10 | 3/27/2019 | 2294.55 | NP | 151.12 | NP | 2143.43 | 2143.43 |
| MW-10 | 4/9/2019 | 2294.55 | NP | 150.64 | NP | 2143.91 | 2143.91 |
| MW-10 | 5/8/2019 | 2294.55 | NP | 150.65 | NP | 2143.90 | 2143.90 |
| MW-10 | 6/20/2019 | 2294.55 | NP | 150.81 | NP | 2143.74 | 2143.74 |
| MW-10 | 7/25/2019 | 2294.55 | NP | 150.75 | NP | 2143.80 | 2143.80 |
| MW-10 | 8/18/2019 | 2294.55 | NP | 150.93 | NP | 2143.62 | 2143.62 |
| MW-10 | 9/24/2019 | 2294.55 | NP | 151.00 | NP | 2143.55 | 2143.55 |
| MW-10 | 10/17/2019 | 2294.55 | NP | 151.32 | NP | 2143.23 | 2143.23 |
| MW-10 | 11/27/2019 | 2294.55 | NP | 151.24 | NP | 2143.31 | 2143.31 |
| MW-10 | 12/17/2019 | 2294.55 | NP | 151.12 | NP | 2143.43 | 2143.43 |
| MW-10 | 1/24/2020 | 2294.55 | NP | 150.49 | NP | 2144.06 | 2144.06 |
| MW-10 | 2/16/2020 | 2294.55 | NP | 150.16 | NP | 2144.39 | 2144.39 |
| MW-10 | 3/10/2020 | 2294.55 | NP | 150.21 | NP | 2144.34 | 2144.34 |
| MW-10 | 4/2/2020 | 2294.55 | NP | 150.47 | NP | 2144.08 | 2144.08 |
| MW-10 | 5/18/2020 | 2294.55 | NP | 150.63 | NP | 2143.92 | 2143.92 |
| MW-10 | 6/25/2020 | 2294.55 | NP | 151.03 | NP | 2143.52 | 2143.52 |
| MW-10 | 7/7/2020 | 2294.55 | NP | 151.28 | NP | 2143.27 | 2143.27 |
| MW-10 | 8/31/2020 | 2294.55 | NP | 152.15 | NP | 2142.40 | 2142.40 |
| MW-10 | 9/16/2020 | 2294.55 | NP | 152.52 | NP | 2142.03 | 2142.03 |
| MW-10 | 10/30/2020 | 2294.55 | NP | 153.85 | NP | 2140.70 | 2140.70 |
| MW-10 | 11/30/2020 | 2294.55 | NP | 154.82 | NP | 2139.73 | 2139.73 |
| MW-10 | 12/31/2020 | 2294.55 | NP | 155.09 | NP | 2139.46 | 2139.46 |
| MW-10 | 1/20/2021 | 2294.55 | NP | 155.64 | NP | 2138.91 | 2138.91 |
| MW-10 | 3/1/2021 | 2294.55 | NP | 156.52 | NP | 2138.03 | 2138.03 |

| Well ID | Measurement Date | Measuring Point Elevation (ft amsl) | Depth to LNAPL (ft btoc) | Depth to Water (ft btoc) | Apparent LNAPL Thickness (ft) | Uncorrected Groundwater Elevation (ft amsl) | Potentiometric Surface Elevation (ft amsl) |
|---|---|---|---|---|---|---|---|
| MW-10 | 3/27/2021 | 2294.55 | NP | 156.87 | NP | 2137.68 | 2137.68 |
| MW-10 | 4/9/2021 | 2294.55 | NP | 156.97 | NP | 2137.58 | 2137.58 |
| MW-10 | 5/25/2021 | 2294.55 | NP | 157.70 | NP | 2136.85 | 2136.85 |
| MW-10 | 6/15/2021 | 2294.55 | NP | 157.85 | NP | 2136.70 | 2136.70 |
| MW-10 | 7/8/2021 | 2294.55 | NP | 158.38 | NP | 2136.17 | 2136.17 |
| MW-10 | 8/30/2021 | 2294.55 | NP | 157.14 | NP | 2137.41 | 2137.41 |
| MW-10 | 9/28/2021 | 2294.55 | NP | 155.74 | NP | 2138.81 | 2138.81 |
| MW-10 | 10/18/2021 | 2294.55 | NP | 155.92 | NP | 2138.63 | 2138.63 |
| MW-10 | 11/24/2021 | 2294.55 | NP | 156.55 | NP | 2138.00 | 2138.00 |
| MW-10 | 12/21/2021 | 2294.55 | NP | 156.77 | NP | 2137.78 | 2137.78 |
| MW-10 | 1/26/2022 | 2294.55 | NP | 156.95 | NP | 2137.60 | 2137.60 |
| MW-10 | 2/21/2022 | 2294.55 | NP | 157.12 | NP | 2137.43 | 2137.43 |
| MW-10 | 3/16/2022 | 2294.55 | NP | 157.32 | NP | 2137.23 | 2137.23 |
| MW-10 | 4/6/2022 | 2294.55 | NP | 157.48 | NP | 2137.07 | 2137.07 |
| MW-10 | 5/2/2022 | 2294.55 | NP | 157.83 | NP | 2136.72 | 2136.72 |
| MW-10 | 6/17/2022 | 2294.55 | NP | 158.20 | NP | 2136.35 | 2136.35 |
| MW-10 | 7/15/2022 | 2294.55 | NP | 158.31 | NP | 2136.24 | 2136.24 |
| MW-10 | 8/17/2022 | 2294.55 | NP | 158.65 | NP | 2135.90 | 2135.90 |
| MW-10 | 9/8/2022 | 2294.55 | NP | 158.36 | NP | 2136.19 | 2136.19 |
| MW-10 | 10/13/2022 | 2294.55 | NP | 157.75 | NP | 2136.80 | 2136.80 |
| MW-10 | 11/2/2022 | 2294.55 | NP | 157.35 | NP | 2137.20 | 2137.20 |
| MW-10 | 12/12/2022 | 2294.55 | NP | 157.14 | NP | 2137.41 | 2137.41 |
| MW-10 | 1/10/2023 | 2294.55 | NP | 157.20 | NP | 2137.35 | 2137.35 |
| MW-10 | 2/27/2023 | 2294.55 | NP | 156.92 | NP | 2137.63 | 2137.63 |
| MW-10 | 3/27/2023 | 2294.55 | NP | 156.90 | NP | 2137.65 | 2137.65 |
| MW-10 | 4/25/2023 | 2294.55 | NP | 156.42 | NP | 2138.13 | 2138.13 |
| MW-10 | 5/30/2023 | 2294.55 | NP | 156.24 | NP | 2138.31 | 2138.31 |
| MW-10 | 6/6/2023 | 2294.55 | NP | 156.01 | NP | 2138.54 | 2138.54 |
| MW-10 | 8/15/2023 | 2294.55 | NP | 156.04 | NP | 2138.51 | 2138.51 |
| MW-10 | 9/20/2023 | 2294.55 | NP | 156.01 | NP | 2138.54 | 2138.54 |
| MW-10 | 10/31/2023 | 2294.55 | NP | 155.86 | NP | 2138.69 | 2138.69 |
| MW-10 | 11/14/2023 | 2294.55 | NP | 155.79 | NP | 2138.76 | 2138.76 |
| MW-10 | 12/21/2023 | 2294.55 | NP | 156.08 | NP | 2138.47 | 2138.47 |
| MW-10 | 2/28/2024 | 2294.55 | NP | 154.70 | NP | 2139.85 | 2139.85 |
| MW-10 | 3/28/2024 | 2294.55 | NP | 154.08 | NP | 2140.47 | 2140.47 |
| MW-10 | 4/30/2024 | 2294.55 | NP | 153.28 | NP | 2141.27 | 2141.27 |
| MW-10 | 5/23/2024 | 2294.55 | NP | 152.73 | NP | 2141.82 | 2141.82 |
| MW-10 | 6/26/2024 | 2294.55 | NP | 152.71 | NP | 2141.84 | 2141.84 |
| MW-11 | 11/11/2003 | 2290.63 | NP | 142.61 | NP | 2148.02 | 2148.02 |
| MW-11 | 11/12/2003 | 2290.63 | NP | 142.58 | NP | 2148.05 | 2148.05 |
| MW-11 | 11/13/2003 | 2290.63 | NP | 142.64 | NP | 2147.99 | 2147.99 |
| MW-11 | 11/14/2003 | 2290.63 | NP | 142.64 | NP | 2147.99 | 2147.99 |
| MW-11 | 11/17/2003 | 2290.63 | NP | 142.65 | NP | 2147.98 | 2147.98 |
| MW-11 | 11/18/2003 | 2290.63 | NP | 142.61 | NP | 2148.02 | 2148.02 |
| MW-11 | 11/19/2003 | 2290.63 | NP | 142.59 | NP | 2148.04 | 2148.04 |
| MW-11 | 11/20/2003 | 2290.63 | NP | 142.68 | NP | 2147.95 | 2147.95 |

| Well ID | Measurement Date | Measuring Point Elevation (ft amsl) | Depth to LNAPL (ft btoc) | Depth to Water (ft btoc) | Apparent LNAPL Thickness (ft) | Uncorrected Groundwater Elevation (ft amsl) | Potentiometric Surface Elevation (ft amsl) |
|---|---|---|---|---|---|---|---|
| MW-11 | 11/24/2003 | 2290.63 | NP | 142.66 | NP | 2147.97 | 2147.97 |
| MW-11 | 11/26/2003 | 2290.63 | NP | 142.66 | NP | 2147.97 | 2147.97 |
| MW-11 | 12/1/2003 | 2290.63 | NP | 142.69 | NP | 2147.94 | 2147.94 |
| MW-11 | 1/19/2004 | 2290.63 | NP | 143.22 | NP | 2147.41 | 2147.41 |
| MW-11 | 1/26/2004 | 2290.63 | NP | 143.29 | NP | 2147.34 | 2147.34 |
| MW-11 | 1/29/2004 | 2290.63 | NP | 143.37 | NP | 2147.26 | 2147.26 |
| MW-11 | 2/5/2004 | 2290.63 | NP | 143.46 | NP | 2147.17 | 2147.17 |
| MW-11 | 2/12/2004 | 2290.63 | NP | 143.48 | NP | 2147.15 | 2147.15 |
| MW-11 | 2/23/2004 | 2290.63 | NP | 143.51 | NP | 2147.12 | 2147.12 |
| MW-11 | 3/2/2004 | 2290.63 | NP | 143.51 | NP | 2147.12 | 2147.12 |
| MW-11 | 3/8/2004 | 2290.63 | NP | 143.51 | NP | 2147.12 | 2147.12 |
| MW-11 | 3/15/2004 | 2290.63 | NP | 143.66 | NP | 2146.97 | 2146.97 |
| MW-11 | 3/22/2004 | 2290.63 | NP | 143.69 | NP | 2146.94 | 2146.94 |
| MW-11 | 3/29/2004 | 2290.63 | NP | 143.75 | NP | 2146.88 | 2146.88 |
| MW-11 | 4/5/2004 | 2290.63 | NP | 143.80 | NP | 2146.83 | 2146.83 |
| MW-11 | 4/12/2004 | 2290.63 | NP | 143.80 | NP | 2146.83 | 2146.83 |
| MW-11 | 4/19/2004 | 2290.63 | NP | 143.82 | NP | 2146.81 | 2146.81 |
| MW-11 | 4/26/2004 | 2290.63 | NP | 143.84 | NP | 2146.79 | 2146.79 |
| MW-11 | 5/3/2004 | 2290.63 | NP | 143.80 | NP | 2146.83 | 2146.83 |
| MW-11 | 5/10/2004 | 2290.63 | NP | 143.85 | NP | 2146.78 | 2146.78 |
| MW-11 | 5/17/2004 | 2290.63 | NP | 143.90 | NP | 2146.73 | 2146.73 |
| MW-11 | 5/24/2004 | 2290.63 | NP | 143.97 | NP | 2146.66 | 2146.66 |
| MW-11 | 5/31/2004 | 2290.63 | NP | 143.99 | NP | 2146.64 | 2146.64 |
| MW-11 | 6/7/2004 | 2290.63 | NP | 144.11 | NP | 2146.52 | 2146.52 |
| MW-11 | 6/14/2004 | 2290.63 | NP | 144.16 | NP | 2146.47 | 2146.47 |
| MW-11 | 6/21/2004 | 2290.63 | NP | 144.34 | NP | 2146.29 | 2146.29 |
| MW-11 | 6/28/2004 | 2290.63 | NP | 144.46 | NP | 2146.17 | 2146.17 |
| MW-11 | 7/6/2004 | 2290.63 | NP | 144.59 | NP | 2146.04 | 2146.04 |
| MW-11 | 7/12/2004 | 2290.63 | NP | 144.70 | NP | 2145.93 | 2145.93 |
| MW-11 | 7/19/2004 | 2290.63 | NP | 144.81 | NP | 2145.82 | 2145.82 |
| MW-11 | 7/26/2004 | 2290.63 | NP | 144.91 | NP | 2145.72 | 2145.72 |
| MW-11 | 8/2/2004 | 2290.63 | NP | 145.04 | NP | 2145.59 | 2145.59 |
| MW-11 | 8/9/2004 | 2290.63 | NP | 145.20 | NP | 2145.43 | 2145.43 |
| MW-11 | 8/16/2004 | 2290.63 | NP | 145.32 | NP | 2145.31 | 2145.31 |
| MW-11 | 8/23/2004 | 2290.63 | NP | 145.41 | NP | 2145.22 | 2145.22 |
| MW-11 | 8/30/2004 | 2290.63 | NP | 145.54 | NP | 2145.09 | 2145.09 |
| MW-11 | 9/8/2004 | 2290.63 | NP | 145.60 | NP | 2145.03 | 2145.03 |
| MW-11 | 9/13/2004 | 2290.63 | NP | 145.72 | NP | 2144.91 | 2144.91 |
| MW-11 | 9/20/2004 | 2290.63 | NP | 145.81 | NP | 2144.82 | 2144.82 |
| MW-11 | 9/27/2004 | 2290.63 | NP | 145.89 | NP | 2144.74 | 2144.74 |
| MW-11 | 10/4/2004 | 2290.63 | NP | 145.98 | NP | 2144.65 | 2144.65 |
| MW-11 | 10/11/2004 | 2290.63 | NP | 146.03 | NP | 2144.60 | 2144.60 |
| MW-11 | 10/18/2004 | 2290.63 | 149.61 | 146.06 | -3.55 | 2144.57 | 2141.91 |
| MW-11 | 10/25/2004 | 2290.63 | NP | 146.08 | NP | 2144.55 | 2144.55 |
| MW-11 | 11/1/2004 | 2290.63 | NP | 146.22 | NP | 2144.41 | 2144.41 |
| MW-11 | 11/8/2004 | 2290.63 | NP | 146.32 | NP | 2144.31 | 2144.31 |

| Well ID | Measurement Date | Measuring Point Elevation (ft amsl) | Depth to LNAPL (ft btoc) | Depth to Water (ft btoc) | Apparent LNAPL Thickness (ft) | Uncorrected Groundwater Elevation (ft amsl) | Potentiometric Surface Elevation (ft amsl) |
|---|---|---|---|---|---|---|---|
| MW-11 | 11/15/2004 | 2290.63 | NP | 146.39 | NP | 2144.24 | 2144.24 |
| MW-11 | 11/30/2004 | 2290.63 | NP | 146.50 | NP | 2144.13 | 2144.13 |
| MW-11 | 12/6/2004 | 2290.63 | NP | 146.68 | NP | 2143.95 | 2143.95 |
| MW-11 | 12/13/2004 | 2290.63 | NP | 146.74 | NP | 2143.89 | 2143.89 |
| MW-11 | 12/20/2004 | 2290.63 | NP | 146.75 | NP | 2143.88 | 2143.88 |
| MW-11 | 1/4/2005 | 2290.63 | NP | 146.88 | NP | 2143.75 | 2143.75 |
| MW-11 | 1/10/2005 | 2290.63 | NP | 146.80 | NP | 2143.83 | 2143.83 |
| MW-11 | 1/17/2005 | 2290.63 | NP | 146.75 | NP | 2143.88 | 2143.88 |
| MW-11 | 1/24/2005 | 2290.63 | NP | 146.81 | NP | 2143.82 | 2143.82 |
| MW-11 | 1/31/2005 | 2290.63 | NP | 146.95 | NP | 2143.68 | 2143.68 |
| MW-11 | 2/22/2005 | 2290.63 | NP | 146.88 | NP | 2143.75 | 2143.75 |
| MW-11 | 3/2/2005 | 2290.63 | NP | 146.97 | NP | 2143.66 | 2143.66 |
| MW-11 | 3/7/2005 | 2290.63 | NP | 146.91 | NP | 2143.72 | 2143.72 |
| MW-11 | 3/14/2005 | 2290.63 | NP | 146.92 | NP | 2143.71 | 2143.71 |
| MW-11 | 3/21/2005 | 2290.63 | NP | 146.73 | NP | 2143.90 | 2143.90 |
| MW-11 | 3/27/2005 | 2290.63 | NP | 146.65 | NP | 2143.98 | 2143.98 |
| MW-11 | 4/4/2005 | 2290.63 | NP | 146.71 | NP | 2143.92 | 2143.92 |
| MW-11 | 4/11/2005 | 2290.63 | NP | 146.70 | NP | 2143.93 | 2143.93 |
| MW-11 | 4/18/2005 | 2290.63 | NP | 146.91 | NP | 2143.72 | 2143.72 |
| MW-11 | 4/25/2005 | 2290.63 | NP | 146.89 | NP | 2143.74 | 2143.74 |
| MW-11 | 5/2/2005 | 2290.63 | NP | 146.91 | NP | 2143.72 | 2143.72 |
| MW-11 | 5/10/2005 | 2290.63 | NP | 146.95 | NP | 2143.68 | 2143.68 |
| MW-11 | 5/16/2005 | 2290.63 | NP | 146.97 | NP | 2143.66 | 2143.66 |
| MW-11 | 5/23/2005 | 2290.63 | NP | 147.11 | NP | 2143.52 | 2143.52 |
| MW-11 | 5/30/2005 | 2290.63 | NP | 147.16 | NP | 2143.47 | 2143.47 |
| MW-11 | 6/6/2005 | 2290.63 | NP | 147.27 | NP | 2143.36 | 2143.36 |
| MW-11 | 6/13/2005 | 2290.63 | NP | 147.32 | NP | 2143.31 | 2143.31 |
| MW-11 | 6/20/2005 | 2290.63 | NP | 147.37 | NP | 2143.26 | 2143.26 |
| MW-11 | 6/27/2005 | 2290.63 | NP | 147.44 | NP | 2143.19 | 2143.19 |
| MW-11 | 7/11/2005 | 2290.63 | NP | 147.62 | NP | 2143.01 | 2143.01 |
| MW-11 | 7/18/2005 | 2290.63 | NP | 147.73 | NP | 2142.90 | 2142.90 |
| MW-11 | 7/25/2005 | 2290.63 | NP | 147.81 | NP | 2142.82 | 2142.82 |
| MW-11 | 8/1/2005 | 2290.63 | NP | 147.80 | NP | 2142.83 | 2142.83 |
| MW-11 | 8/8/2005 | 2290.63 | NP | 147.95 | NP | 2142.68 | 2142.68 |
| MW-11 | 8/15/2005 | 2290.63 | NP | 147.98 | NP | 2142.65 | 2142.65 |
| MW-11 | 8/22/2005 | 2290.63 | NP | 147.99 | NP | 2142.64 | 2142.64 |
| MW-11 | 8/29/2005 | 2290.63 | NP | 147.64 | NP | 2142.99 | 2142.99 |
| MW-11 | 9/7/2005 | 2290.63 | NP | 146.95 | NP | 2143.68 | 2143.68 |
| MW-11 | 9/12/2005 | 2290.63 | NP | 146.56 | NP | 2144.07 | 2144.07 |
| MW-11 | 9/19/2005 | 2290.63 | NP | 146.29 | NP | 2144.34 | 2144.34 |
| MW-11 | 9/26/2005 | 2290.63 | NP | 146.30 | NP | 2144.33 | 2144.33 |
| MW-11 | 10/3/2005 | 2290.63 | NP | 146.47 | NP | 2144.16 | 2144.16 |
| MW-11 | 10/10/2005 | 2290.63 | NP | 146.70 | NP | 2143.93 | 2143.93 |
| MW-11 | 10/17/2005 | 2290.63 | NP | 146.86 | NP | 2143.77 | 2143.77 |
| MW-11 | 10/24/2005 | 2290.63 | NP | 146.99 | NP | 2143.64 | 2143.64 |
| MW-11 | 10/31/2005 | 2290.63 | NP | 147.23 | NP | 2143.40 | 2143.40 |

| Well ID | Measurement Date | Measuring Point Elevation (ft amsl) | Depth to LNAPL (ft btoc) | Depth to Water (ft btoc) | Apparent LNAPL Thickness (ft) | Uncorrected Groundwater Elevation (ft amsl) | Potentiometric Surface Elevation (ft amsl) |
|---|---|---|---|---|---|---|---|
| MW-11 | 11/7/2005 | 2290.63 | NP | 147.43 | NP | 2143.20 | 2143.20 |
| MW-11 | 11/14/2005 | 2290.63 | NP | 147.53 | NP | 2143.10 | 2143.10 |
| MW-11 | 11/21/2005 | 2290.63 | NP | 147.72 | NP | 2142.91 | 2142.91 |
| MW-11 | 12/5/2005 | 2290.63 | NP | 147.88 | NP | 2142.75 | 2142.75 |
| MW-11 | 12/19/2005 | 2290.63 | NP | 147.93 | NP | 2142.70 | 2142.70 |
| MW-11 | 1/9/2006 | 2290.63 | NP | 148.08 | NP | 2142.55 | 2142.55 |
| MW-11 | 1/16/2006 | 2290.63 | NP | 148.15 | NP | 2142.48 | 2142.48 |
| MW-11 | 1/30/2006 | 2290.63 | NP | 148.21 | NP | 2142.42 | 2142.42 |
| MW-11 | 2/13/2006 | 2290.63 | NP | 148.28 | NP | 2142.35 | 2142.35 |
| MW-11 | 2/27/2006 | 2290.63 | NP | 148.36 | NP | 2142.27 | 2142.27 |
| MW-11 | 3/6/2006 | 2290.63 | NP | 148.38 | NP | 2142.25 | 2142.25 |
| MW-11 | 3/13/2006 | 2290.63 | NP | 148.41 | NP | 2142.22 | 2142.22 |
| MW-11 | 3/20/2006 | 2290.63 | NP | 148.43 | NP | 2142.20 | 2142.20 |
| MW-11 | 3/27/2006 | 2290.63 | NP | 148.95 | NP | 2141.68 | 2141.68 |
| MW-11 | 4/3/2006 | 2290.63 | NP | 148.97 | NP | 2141.66 | 2141.66 |
| MW-11 | 4/10/2006 | 2290.63 | NP | 148.59 | NP | 2142.04 | 2142.04 |
| MW-11 | 4/17/2006 | 2290.63 | NP | 148.63 | NP | 2142.00 | 2142.00 |
| MW-11 | 4/24/2006 | 2290.63 | NP | 148.65 | NP | 2141.98 | 2141.98 |
| MW-11 | 5/1/2006 | 2290.63 | NP | 148.66 | NP | 2141.97 | 2141.97 |
| MW-11 | 5/15/2006 | 2290.63 | NP | 148.75 | NP | 2141.88 | 2141.88 |
| MW-11 | 5/22/2006 | 2290.63 | NP | 148.79 | NP | 2141.84 | 2141.84 |
| MW-11 | 5/30/2006 | 2290.63 | NP | 148.89 | NP | 2141.74 | 2141.74 |
| MW-11 | 6/5/2006 | 2290.63 | NP | 149.03 | NP | 2141.60 | 2141.60 |
| MW-11 | 6/12/2006 | 2290.63 | NP | 149.10 | NP | 2141.53 | 2141.53 |
| MW-11 | 6/26/2006 | 2290.63 | NP | 149.29 | NP | 2141.34 | 2141.34 |
| MW-11 | 7/10/2006 | 2290.63 | NP | 149.40 | NP | 2141.23 | 2141.23 |
| MW-11 | 8/2/2006 | 2290.63 | NP | 149.58 | NP | 2141.05 | 2141.05 |
| MW-11 | 8/14/2006 | 2290.63 | NP | 149.64 | NP | 2140.99 | 2140.99 |
| MW-11 | 8/23/2006 | 2290.63 | NP | 149.38 | NP | 2141.25 | 2141.25 |
| MW-11 | 9/19/2006 | 2290.63 | NP | 147.50 | NP | 2143.13 | 2143.13 |
| MW-11 | 10/20/2006 | 2290.63 | NP | 147.01 | NP | 2143.62 | 2143.62 |
| MW-11 | 10/30/2006 | 2290.63 | NP | 147.28 | NP | 2143.35 | 2143.35 |
| MW-11 | 11/17/2006 | 2290.63 | NP | 147.74 | NP | 2142.89 | 2142.89 |
| MW-11 | 1/29/2007 | 2290.63 | NP | 149.02 | NP | 2141.61 | 2141.61 |
| MW-11 | 3/1/2007 | 2290.63 | NP | 149.28 | NP | 2141.35 | 2141.35 |
| MW-11 | 3/28/2007 | 2290.63 | NP | 149.50 | NP | 2141.13 | 2141.13 |
| MW-11 | 4/24/2007 | 2290.63 | NP | 149.69 | NP | 2140.94 | 2140.94 |
| MW-11 | 5/28/2007 | 2290.63 | NP | 149.78 | NP | 2140.85 | 2140.85 |
| MW-11 | 6/27/2007 | 2290.63 | NP | 150.19 | NP | 2140.44 | 2140.44 |
| MW-11 | 7/23/2007 | 2290.63 | NP | 150.39 | NP | 2140.24 | 2140.24 |
| MW-11 | 8/25/2007 | 2290.63 | NP | 148.97 | NP | 2141.66 | 2141.66 |
| MW-11 | 9/25/2007 | 2290.63 | NP | 148.45 | NP | 2142.18 | 2142.18 |
| MW-11 | 10/22/2007 | 2290.63 | NP | 149.11 | NP | 2141.52 | 2141.52 |
| MW-11 | 11/28/2007 | 2290.63 | NP | 150.43 | NP | 2140.20 | 2140.20 |
| MW-11 | 12/31/2007 | 2290.63 | NP | 150.37 | NP | 2140.26 | 2140.26 |
| MW-11 | 1/26/2008 | 2290.63 | NP | 150.13 | NP | 2140.50 | 2140.50 |

| Well ID | Measurement Date | Measuring Point Elevation (ft amsl) | Depth to LNAPL (ft btoc) | Depth to Water (ft btoc) | Apparent LNAPL Thickness (ft) | Uncorrected Groundwater Elevation (ft amsl) | Potentiometric Surface Elevation (ft amsl) |
|---|---|---|---|---|---|---|---|
| MW-11 | 2/29/2008 | 2290.63 | NP | 150.27 | NP | 2140.36 | 2140.36 |
| MW-11 | 3/31/2008 | 2290.63 | NP | 149.79 | NP | 2140.84 | 2140.84 |
| MW-11 | 4/21/2008 | 2290.63 | NP | 153.16 | NP | 2137.47 | 2137.47 |
| MW-11 | 5/23/2008 | 2290.63 | NP | 150.70 | NP | 2139.93 | 2139.93 |
| MW-11 | 6/25/2008 | 2290.63 | NP | 150.82 | NP | 2139.81 | 2139.81 |
| MW-11 | 7/28/2008 | 2290.63 | NP | 151.17 | NP | 2139.46 | 2139.46 |
| MW-11 | 8/25/2008 | 2290.63 | NP | 148.76 | NP | 2141.87 | 2141.87 |
| MW-11 | 9/30/2008 | 2290.63 | NP | 147.09 | NP | 2143.54 | 2143.54 |
| MW-11 | 10/13/2008 | 2290.63 | NP | 147.33 | NP | 2143.30 | 2143.30 |
| MW-11 | 11/26/2008 | 2290.63 | NP | 148.58 | NP | 2142.05 | 2142.05 |
| MW-11 | 12/23/2008 | 2290.63 | NP | 149.00 | NP | 2141.63 | 2141.63 |
| MW-11 | 1/26/2009 | 2290.63 | NP | 149.18 | NP | 2141.45 | 2141.45 |
| MW-11 | 2/27/2009 | 2290.63 | NP | 149.25 | NP | 2141.38 | 2141.38 |
| MW-11 | 3/26/2009 | 2290.63 | NP | 149.67 | NP | 2140.96 | 2140.96 |
| MW-11 | 4/27/2009 | 2290.63 | NP | 149.74 | NP | 2140.89 | 2140.89 |
| MW-11 | 5/20/2009 | 2290.63 | NP | 151.15 | NP | 2139.48 | 2139.48 |
| MW-11 | 6/16/2009 | 2290.63 | NP | 150.87 | NP | 2139.76 | 2139.76 |
| MW-11 | 7/20/2009 | 2290.63 | NP | 151.26 | NP | 2139.37 | 2139.37 |
| MW-11 | 8/31/2009 | 2290.63 | NP | 151.43 | NP | 2139.20 | 2139.20 |
| MW-11 | 9/29/2009 | 2290.63 | NP | 151.67 | NP | 2138.96 | 2138.96 |
| MW-11 | 10/22/2009 | 2290.63 | NP | 151.73 | NP | 2138.90 | 2138.90 |
| MW-11 | 11/25/2009 | 2290.63 | NP | 152.08 | NP | 2138.55 | 2138.55 |
| MW-11 | 12/14/2009 | 2290.63 | NP | 152.14 | NP | 2138.49 | 2138.49 |
| MW-11 | 1/18/2010 | 2290.63 | NP | 152.10 | NP | 2138.53 | 2138.53 |
| MW-11 | 2/26/2010 | 2290.63 | NP | 152.00 | NP | 2138.63 | 2138.63 |
| MW-11 | 3/22/2010 | 2290.63 | NP | 151.45 | NP | 2139.18 | 2139.18 |
| MW-11 | 4/12/2010 | 2290.63 | NP | 151.16 | NP | 2139.47 | 2139.47 |
| MW-11 | 5/27/2010 | 2290.63 | NP | 151.81 | NP | 2138.82 | 2138.82 |
| MW-11 | 6/22/2010 | 2290.63 | NP | 152.17 | NP | 2138.46 | 2138.46 |
| MW-11 | 7/12/2010 | 2290.63 | NP | 152.54 | NP | 2138.09 | 2138.09 |
| MW-11 | 8/26/2010 | 2290.63 | NP | 152.62 | NP | 2138.01 | 2138.01 |
| MW-11 | 9/22/2010 | 2290.63 | NP | 152.06 | NP | 2138.57 | 2138.57 |
| MW-11 | 10/5/2010 | 2290.63 | NP | 151.80 | NP | 2138.83 | 2138.83 |
| MW-11 | 10/18/2010 | 2290.63 | NP | 151.80 | NP | 2138.83 | 2138.83 |
| MW-11 | 11/30/2010 | 2290.63 | NP | 152.27 | NP | 2138.36 | 2138.36 |
| MW-11 | 12/21/2010 | 2290.63 | NP | 152.45 | NP | 2138.18 | 2138.18 |
| MW-11 | 1/10/2011 | 2290.63 | NP | 152.41 | NP | 2138.22 | 2138.22 |
| MW-11 | 2/17/2011 | 2290.63 | NP | 152.86 | NP | 2137.77 | 2137.77 |
| MW-11 | 3/25/2011 | 2290.63 | NP | 152.83 | NP | 2137.80 | 2137.80 |
| MW-11 | 4/11/2011 | 2290.63 | NP | 153.10 | NP | 2137.53 | 2137.53 |
| MW-11 | 5/9/2011 | 2290.63 | NP | 153.49 | NP | 2137.14 | 2137.14 |
| MW-11 | 6/29/2011 | 2290.63 | NP | 154.16 | NP | 2136.47 | 2136.47 |
| MW-11 | 7/11/2011 | 2290.63 | NP | 154.26 | NP | 2136.37 | 2136.37 |
| MW-11 | 8/31/2011 | 2290.63 | NP | 154.70 | NP | 2135.93 | 2135.93 |
| MW-11 | 9/28/2011 | 2290.63 | NP | 154.63 | NP | 2136.00 | 2136.00 |
| MW-11 | 10/10/2011 | 2290.63 | NP | 153.55 | NP | 2137.08 | 2137.08 |

| Well ID | Measurement Date | Measuring Point Elevation (ft amsl) | Depth to LNAPL (ft btoc) | Depth to Water (ft btoc) | Apparent LNAPL Thickness (ft) | Uncorrected Groundwater Elevation (ft amsl) | Potentiometric Surface Elevation (ft amsl) |
|---|---|---|---|---|---|---|---|
| MW-11 | 11/16/2011 | 2290.63 | NP | 153.65 | NP | 2136.98 | 2136.98 |
| MW-11 | 12/29/2011 | 2290.63 | NP | 153.86 | NP | 2136.77 | 2136.77 |
| MW-11 | 1/16/2012 | 2290.63 | NP | 153.75 | NP | 2136.88 | 2136.88 |
| MW-11 | 2/28/2012 | 2290.63 | NP | 153.56 | NP | 2137.07 | 2137.07 |
| MW-11 | 3/30/2012 | 2290.63 | NP | 153.83 | NP | 2136.80 | 2136.80 |
| MW-11 | 4/2/2012 | 2290.63 | NP | 153.92 | NP | 2136.71 | 2136.71 |
| MW-11 | 5/30/2012 | 2290.63 | NP | 154.87 | NP | 2135.76 | 2135.76 |
| MW-11 | 6/29/2012 | 2290.63 | NP | 155.18 | NP | 2135.45 | 2135.45 |
| MW-11 | 7/9/2012 | 2290.63 | NP | 155.17 | NP | 2135.46 | 2135.46 |
| MW-11 | 8/29/2012 | 2290.63 | NP | 154.39 | NP | 2136.24 | 2136.24 |
| MW-11 | 9/25/2012 | 2290.63 | NP | 153.77 | NP | 2136.86 | 2136.86 |
| MW-11 | 10/22/2012 | 2290.63 | NP | 154.11 | NP | 2136.52 | 2136.52 |
| MW-11 | 11/15/2012 | 2290.63 | NP | 154.69 | NP | 2135.94 | 2135.94 |
| MW-11 | 12/13/2012 | 2290.63 | NP | 155.11 | NP | 2135.52 | 2135.52 |
| MW-11 | 1/21/2013 | 2290.63 | NP | 155.27 | NP | 2135.36 | 2135.36 |
| MW-11 | 2/13/2013 | 2290.63 | NP | 155.30 | NP | 2135.33 | 2135.33 |
| MW-11 | 3/21/2013 | 2290.63 | NP | 155.40 | NP | 2135.23 | 2135.23 |
| MW-11 | 4/15/2013 | 2290.63 | NP | 155.48 | NP | 2135.15 | 2135.15 |
| MW-11 | 5/23/2013 | 2290.63 | NP | 155.77 | NP | 2134.86 | 2134.86 |
| MW-11 | 6/26/2013 | 2290.63 | NP | 156.12 | NP | 2134.51 | 2134.51 |
| MW-11 | 7/8/2013 | 2290.63 | NP | 157.95 | NP | 2132.68 | 2132.68 |
| MW-11 | 8/8/2013 | 2290.63 | NP | 156.41 | NP | 2134.22 | 2134.22 |
| MW-11 | 9/5/2013 | 2290.63 | NP | 156.07 | NP | 2134.56 | 2134.56 |
| MW-11 | 10/3/2013 | 2290.63 | NP | 156.31 | NP | 2134.32 | 2134.32 |
| MW-11 | 11/27/2013 | 2290.63 | NP | 156.55 | NP | 2134.08 | 2134.08 |
| MW-11 | 12/31/2013 | 2290.63 | NP | 156.48 | NP | 2134.15 | 2134.15 |
| MW-11 | 1/10/2014 | 2290.63 | NP | 156.73 | NP | 2133.90 | 2133.90 |
| MW-11 | 2/18/2014 | 2290.63 | NP | 156.78 | NP | 2133.85 | 2133.85 |
| MW-11 | 3/12/2014 | 2290.63 | NP | 156.85 | NP | 2133.78 | 2133.78 |
| MW-11 | 4/17/2014 | 2290.63 | NP | 157.17 | NP | 2133.46 | 2133.46 |
| MW-11 | 5/22/2014 | 2290.63 | NP | 157.49 | NP | 2133.14 | 2133.14 |
| MW-11 | 6/20/2014 | 2290.63 | NP | 157.83 | NP | 2132.80 | 2132.80 |
| MW-11 | 7/14/2014 | 2290.63 | NP | 158.00 | NP | 2132.63 | 2132.63 |
| MW-11 | 8/14/2014 | 2290.63 | NP | 158.38 | NP | 2132.25 | 2132.25 |
| MW-11 | 9/10/2014 | 2290.63 | NP | 157.83 | NP | 2132.80 | 2132.80 |
| MW-11 | 10/1/2014 | 2290.63 | NP | 156.88 | NP | 2133.75 | 2133.75 |
| MW-11 | 11/18/2014 | 2290.63 | NP | 156.78 | NP | 2133.85 | 2133.85 |
| MW-11 | 12/16/2014 | 2290.63 | NP | 156.92 | NP | 2133.71 | 2133.71 |
| MW-11 | 1/19/2015 | 2290.63 | NP | 156.75 | NP | 2133.88 | 2133.88 |
| MW-11 | 2/19/2015 | 2290.63 | NP | 156.57 | NP | 2134.06 | 2134.06 |
| MW-11 | 3/26/2015 | 2290.63 | NP | 156.30 | NP | 2134.33 | 2134.33 |
| MW-11 | 4/16/2015 | 2290.63 | NP | 156.26 | NP | 2134.37 | 2134.37 |
| MW-11 | 5/19/2015 | 2290.63 | NP | 156.63 | NP | 2134.00 | 2134.00 |
| MW-11 | 6/22/2015 | 2290.63 | NP | 157.11 | NP | 2133.52 | 2133.52 |
| MW-11 | 1/5/2016 | 2290.63 | NP | 155.59 | NP | 2135.04 | 2135.04 |
| MW-11 | 2/10/2016 | 2290.63 | NP | 155.23 | NP | 2135.40 | 2135.40 |

| Well ID | Measurement Date | Measuring Point Elevation (ft amsl) | Depth to LNAPL (ft btoc) | Depth to Water (ft btoc) | Apparent LNAPL Thickness (ft) | Uncorrected Groundwater Elevation (ft amsl) | Potentiometric Surface Elevation (ft amsl) |
|---|---|---|---|---|---|---|---|
| MW-11 | 3/2/2016 | 2290.63 | NP | 155.09 | NP | 2135.54 | 2135.54 |
| MW-11 | 4/5/2016 | 2290.63 | NP | 154.94 | NP | 2135.69 | 2135.69 |
| MW-11 | 5/10/2016 | 2290.63 | NP | 154.80 | NP | 2135.83 | 2135.83 |
| MW-11 | 6/28/2016 | 2290.63 | NP | 155.20 | NP | 2135.43 | 2135.43 |
| MW-11 | 7/28/2016 | 2290.63 | NP | 154.52 | NP | 2136.11 | 2136.11 |
| MW-11 | 8/31/2016 | 2290.63 | NP | 154.17 | NP | 2136.46 | 2136.46 |
| MW-11 | 9/30/2016 | 2290.63 | NP | 153.46 | NP | 2137.17 | 2137.17 |
| MW-11 | 10/13/2016 | 2290.63 | NP | 153.48 | NP | 2137.15 | 2137.15 |
| MW-11 | 11/21/2016 | 2290.63 | NP | 153.74 | NP | 2136.89 | 2136.89 |
| MW-11 | 12/27/2016 | 2290.63 | NP | 153.71 | NP | 2136.92 | 2136.92 |
| MW-11 | 1/26/2017 | 2290.63 | NP | 153.56 | NP | 2137.07 | 2137.07 |
| MW-11 | 2/28/2017 | 2290.63 | NP | 153.39 | NP | 2137.24 | 2137.24 |
| MW-11 | 3/31/2017 | 2290.63 | NP | 153.23 | NP | 2137.40 | 2137.40 |
| MW-11 | 4/21/2017 | 2290.63 | NP | 153.04 | NP | 2137.59 | 2137.59 |
| MW-11 | 5/16/2017 | 2290.63 | NP | 153.08 | NP | 2137.55 | 2137.55 |
| MW-11 | 6/13/2017 | 2290.63 | NP | 153.26 | NP | 2137.37 | 2137.37 |
| MW-11 | 7/14/2017 | 2290.63 | NP | 153.50 | NP | 2137.13 | 2137.13 |
| MW-11 | 8/17/2017 | 2290.63 | NP | 151.17 | NP | 2139.46 | 2139.46 |
| MW-11 | 9/20/2017 | 2290.63 | NP | 150.30 | NP | 2140.33 | 2140.33 |
| MW-11 | 10/26/2017 | 2290.63 | NP | 150.85 | NP | 2139.78 | 2139.78 |
| MW-11 | 11/30/2017 | 2290.63 | NP | 151.00 | NP | 2139.63 | 2139.63 |
| MW-11 | 12/12/2017 | 2290.63 | NP | 151.08 | NP | 2139.55 | 2139.55 |
| MW-11 | 1/31/2018 | 2290.63 | NP | 150.80 | NP | 2139.83 | 2139.83 |
| MW-11 | 2/21/2018 | 2290.63 | NP | 150.79 | NP | 2139.84 | 2139.84 |
| MW-11 | 3/26/2018 | 2290.63 | NP | 150.77 | NP | 2139.86 | 2139.86 |
| MW-11 | 4/10/2018 | 2290.63 | NP | 150.87 | NP | 2139.76 | 2139.76 |
| MW-11 | 5/23/2018 | 2290.63 | NP | 150.80 | NP | 2139.83 | 2139.83 |
| MW-11 | 6/27/2018 | 2290.63 | NP | 154.59 | NP | 2136.04 | 2136.04 |
| MW-11 | 7/16/2018 | 2290.63 | NP | 150.59 | NP | 2140.04 | 2140.04 |
| MW-11 | 8/23/2018 | 2290.63 | NP | 150.77 | NP | 2139.86 | 2139.86 |
| MW-11 | 9/27/2018 | 2290.63 | NP | 149.54 | NP | 2141.09 | 2141.09 |
| MW-11 | 10/22/2018 | 2290.63 | NP | 149.09 | NP | 2141.54 | 2141.54 |
| MW-11 | 11/28/2018 | 2290.63 | NP | 148.18 | NP | 2142.45 | 2142.45 |
| MW-11 | 12/27/2018 | 2290.63 | NP | 148.12 | NP | 2142.51 | 2142.51 |
| MW-11 | 1/16/2019 | 2290.63 | NP | 148.23 | NP | 2142.40 | 2142.40 |
| MW-11 | 2/26/2019 | 2290.63 | NP | 147.70 | NP | 2142.93 | 2142.93 |
| MW-11 | 3/27/2019 | 2290.63 | NP | 147.37 | NP | 2143.26 | 2143.26 |
| MW-11 | 4/8/2019 | 2290.63 | NP | 146.89 | NP | 2143.74 | 2143.74 |
| MW-11 | 5/8/2019 | 2290.63 | NP | 147.00 | NP | 2143.63 | 2143.63 |
| MW-11 | 6/20/2019 | 2290.63 | NP | 147.18 | NP | 2143.45 | 2143.45 |
| MW-11 | 7/25/2019 | 2290.63 | NP | 147.01 | NP | 2143.62 | 2143.62 |
| MW-11 | 8/18/2019 | 2290.63 | NP | 147.14 | NP | 2143.49 | 2143.49 |
| MW-11 | 9/24/2019 | 2290.63 | NP | 147.16 | NP | 2143.47 | 2143.47 |
| MW-11 | 10/17/2019 | 2290.63 | NP | 147.51 | NP | 2143.12 | 2143.12 |
| MW-11 | 11/27/2019 | 2290.63 | NP | 147.36 | NP | 2143.27 | 2143.27 |
| MW-11 | 12/17/2019 | 2290.63 | NP | 147.29 | NP | 2143.34 | 2143.34 |

| Well ID | Measurement Date | Measuring Point Elevation (ft amsl) | Depth to LNAPL (ft btoc) | Depth to Water (ft btoc) | Apparent LNAPL Thickness (ft) | Uncorrected Groundwater Elevation (ft amsl) | Potentiometric Surface Elevation (ft amsl) |
|---|---|---|---|---|---|---|---|
| MW-11 | 1/24/2020 | 2290.63 | NP | 146.51 | NP | 2144.12 | 2144.12 |
| MW-11 | 2/16/2020 | 2290.63 | NP | 146.25 | NP | 2144.38 | 2144.38 |
| MW-11 | 3/10/2020 | 2290.63 | NP | 146.30 | NP | 2144.33 | 2144.33 |
| MW-11 | 4/2/2020 | 2290.63 | NP | 146.71 | NP | 2143.92 | 2143.92 |
| MW-11 | 5/18/2020 | 2290.63 | NP | 146.83 | NP | 2143.80 | 2143.80 |
| MW-11 | 6/25/2020 | 2290.63 | NP | 147.19 | NP | 2143.44 | 2143.44 |
| MW-11 | 7/7/2020 | 2290.63 | NP | 147.44 | NP | 2143.19 | 2143.19 |
| MW-11 | 8/31/2020 | 2290.63 | NP | 148.25 | NP | 2142.38 | 2142.38 |
| MW-11 | 9/16/2020 | 2290.63 | NP | 148.57 | NP | 2142.06 | 2142.06 |
| MW-11 | 10/30/2020 | 2290.63 | NP | 149.67 | NP | 2140.96 | 2140.96 |
| MW-11 | 11/30/2020 | 2290.63 | NP | 150.89 | NP | 2139.74 | 2139.74 |
| MW-11 | 12/31/2020 | 2290.63 | NP | 151.10 | NP | 2139.53 | 2139.53 |
| MW-11 | 1/20/2021 | 2290.63 | NP | 151.59 | NP | 2139.04 | 2139.04 |
| MW-11 | 3/1/2021 | 2290.63 | NP | 152.49 | NP | 2138.14 | 2138.14 |
| MW-11 | 3/27/2021 | 2290.63 | NP | 152.85 | NP | 2137.78 | 2137.78 |
| MW-11 | 4/9/2021 | 2290.63 | NP | 155.67 | NP | 2134.96 | 2134.96 |
| MW-11 | 5/25/2021 | 2290.63 | NP | 153.75 | NP | 2136.88 | 2136.88 |
| MW-11 | 6/15/2021 | 2290.63 | NP | 153.86 | NP | 2136.77 | 2136.77 |
| MW-11 | 7/8/2021 | 2290.63 | NP | 154.40 | NP | 2136.23 | 2136.23 |
| MW-11 | 8/30/2021 | 2290.63 | NP | 152.65 | NP | 2137.98 | 2137.98 |
| MW-11 | 9/28/2021 | 2290.63 | NP | 151.25 | NP | 2139.38 | 2139.38 |
| MW-11 | 10/18/2021 | 2290.63 | NP | 151.56 | NP | 2139.07 | 2139.07 |
| MW-11 | 11/24/2021 | 2290.63 | NP | 152.25 | NP | 2138.38 | 2138.38 |
| MW-11 | 12/21/2021 | 2290.63 | NP | 152.64 | NP | 2137.99 | 2137.99 |
| MW-11 | 1/26/2022 | 2290.63 | NP | 152.78 | NP | 2137.85 | 2137.85 |
| MW-11 | 2/21/2022 | 2290.63 | NP | 152.98 | NP | 2137.65 | 2137.65 |
| MW-11 | 3/16/2022 | 2290.63 | NP | 153.22 | NP | 2137.41 | 2137.41 |
| MW-11 | 4/6/2022 | 2290.63 | NP | 153.37 | NP | 2137.26 | 2137.26 |
| MW-11 | 5/2/2022 | 2290.63 | NP | 153.70 | NP | 2136.93 | 2136.93 |
| MW-11 | 6/17/2022 | 2290.63 | NP | 154.07 | NP | 2136.56 | 2136.56 |
| MW-11 | 7/15/2022 | 2290.63 | NP | 154.20 | NP | 2136.43 | 2136.43 |
| MW-11 | 8/17/2022 | 2290.63 | NP | 154.52 | NP | 2136.11 | 2136.11 |
| MW-11 | 9/8/2022 | 2290.63 | NP | 154.14 | NP | 2136.49 | 2136.49 |
| MW-11 | 10/13/2022 | 2290.63 | NP | 153.31 | NP | 2137.32 | 2137.32 |
| MW-11 | 11/2/2022 | 2290.63 | NP | 152.88 | NP | 2137.75 | 2137.75 |
| MW-11 | 12/12/2022 | 2290.63 | NP | 152.85 | NP | 2137.78 | 2137.78 |
| MW-11 | 1/10/2023 | 2290.63 | NP | 152.92 | NP | 2137.71 | 2137.71 |
| MW-11 | 2/27/2023 | 2290.63 | NP | 152.67 | NP | 2137.96 | 2137.96 |
| MW-11 | 3/27/2023 | 2290.63 | NP | 153.00 | NP | 2137.63 | 2137.63 |
| MW-11 | 4/25/2023 | 2290.63 | NP | 152.18 | NP | 2138.45 | 2138.45 |
| MW-11 | 5/30/2023 | 2290.63 | NP | 152.02 | NP | 2138.61 | 2138.61 |
| MW-11 | 6/6/2023 | 2290.63 | NP | 151.83 | NP | 2138.80 | 2138.80 |
| MW-11 | 8/15/2023 | 2290.63 | NP | 153.44 | NP | 2137.19 | 2137.19 |
| MW-11 | 9/20/2023 | 2290.63 | NP | 153.41 | NP | 2137.22 | 2137.22 |
| MW-11 | 10/31/2023 | 2290.63 | NP | 153.33 | NP | 2137.30 | 2137.30 |
| MW-11 | 11/14/2023 | 2290.63 | NP | 153.21 | NP | 2137.42 | 2137.42 |

| Well ID | Measurement Date | Measuring Point Elevation (ft amsl) | Depth to LNAPL (ft btoc) | Depth to Water (ft btoc) | Apparent LNAPL Thickness (ft) | Uncorrected Groundwater Elevation (ft amsl) | Potentiometric Surface Elevation (ft amsl) |
|---|---|---|---|---|---|---|---|
| MW-11 | 12/21/2023 | 2290.63 | NP | 153.40 | NP | 2137.23 | 2137.23 |
| MW-11 | 2/28/2024 | 2290.63 | NP | 150.50 | NP | 2140.13 | 2140.13 |
| MW-11 | 3/28/2024 | 2290.63 | NP | 149.06 | NP | 2141.57 | 2141.57 |
| MW-11 | 4/30/2024 | 2290.63 | NP | 148.21 | NP | 2142.42 | 2142.42 |
| MW-11 | 5/23/2024 | 2290.63 | NP | 147.83 | NP | 2142.80 | 2142.80 |
| MW-11 | 6/26/2024 | 2290.63 | NP | 148.67 | NP | 2141.96 | 2141.96 |
| MW-12 | 11/14/2003 | 2291.61 | NP | 144.18 | NP | 2147.43 | 2147.43 |
| MW-12 | 11/17/2003 | 2291.61 | NP | 144.25 | NP | 2147.36 | 2147.36 |
| MW-12 | 11/18/2003 | 2291.61 | NP | 144.22 | NP | 2147.39 | 2147.39 |
| MW-12 | 11/19/2003 | 2291.61 | NP | 144.20 | NP | 2147.41 | 2147.41 |
| MW-12 | 11/20/2003 | 2291.61 | NP | 144.28 | NP | 2147.33 | 2147.33 |
| MW-12 | 11/24/2003 | 2291.61 | NP | 144.28 | NP | 2147.33 | 2147.33 |
| MW-12 | 11/26/2003 | 2291.61 | NP | 144.33 | NP | 2147.28 | 2147.28 |
| MW-12 | 12/1/2003 | 2291.61 | NP | 144.31 | NP | 2147.30 | 2147.30 |
| MW-12 | 1/19/2004 | 2291.61 | NP | 144.38 | NP | 2147.23 | 2147.23 |
| MW-12 | 1/26/2004 | 2291.61 | NP | 144.46 | NP | 2147.15 | 2147.15 |
| MW-12 | 1/29/2004 | 2291.61 | NP | 144.55 | NP | 2147.06 | 2147.06 |
| MW-12 | 2/5/2004 | 2291.61 | NP | 144.64 | NP | 2146.97 | 2146.97 |
| MW-12 | 2/12/2004 | 2291.61 | NP | 144.65 | NP | 2146.96 | 2146.96 |
| MW-12 | 2/23/2004 | 2291.61 | NP | 144.67 | NP | 2146.94 | 2146.94 |
| MW-12 | 3/2/2004 | 2291.61 | NP | 144.67 | NP | 2146.94 | 2146.94 |
| MW-12 | 3/8/2004 | 2291.61 | NP | 144.67 | NP | 2146.94 | 2146.94 |
| MW-12 | 3/15/2004 | 2291.61 | NP | 144.81 | NP | 2146.80 | 2146.80 |
| MW-12 | 3/22/2004 | 2291.61 | NP | 144.81 | NP | 2146.80 | 2146.80 |
| MW-12 | 3/29/2004 | 2291.61 | NP | 144.88 | NP | 2146.73 | 2146.73 |
| MW-12 | 4/5/2004 | 2291.61 | NP | 144.92 | NP | 2146.69 | 2146.69 |
| MW-12 | 4/12/2004 | 2291.61 | NP | 144.92 | NP | 2146.69 | 2146.69 |
| MW-12 | 4/19/2004 | 2291.61 | NP | 144.94 | NP | 2146.67 | 2146.67 |
| MW-12 | 4/26/2004 | 2291.61 | NP | 144.95 | NP | 2146.66 | 2146.66 |
| MW-12 | 5/3/2004 | 2291.61 | NP | 144.90 | NP | 2146.71 | 2146.71 |
| MW-12 | 5/10/2004 | 2291.61 | NP | 144.93 | NP | 2146.68 | 2146.68 |
| MW-12 | 5/17/2004 | 2291.61 | NP | 144.99 | NP | 2146.62 | 2146.62 |
| MW-12 | 5/24/2004 | 2291.61 | NP | 145.05 | NP | 2146.56 | 2146.56 |
| MW-12 | 5/31/2004 | 2291.61 | NP | 145.07 | NP | 2146.54 | 2146.54 |
| MW-12 | 6/7/2004 | 2291.61 | NP | 145.16 | NP | 2146.45 | 2146.45 |
| MW-12 | 6/14/2004 | 2291.61 | NP | 145.28 | NP | 2146.33 | 2146.33 |
| MW-12 | 6/21/2004 | 2291.61 | NP | 145.41 | NP | 2146.20 | 2146.20 |
| MW-12 | 6/28/2004 | 2291.61 | NP | 145.52 | NP | 2146.09 | 2146.09 |
| MW-12 | 7/6/2004 | 2291.61 | NP | 145.69 | NP | 2145.92 | 2145.92 |
| MW-12 | 7/12/2004 | 2291.61 | NP | 145.80 | NP | 2145.81 | 2145.81 |
| MW-12 | 7/19/2004 | 2291.61 | NP | 145.92 | NP | 2145.69 | 2145.69 |
| MW-12 | 7/26/2004 | 2291.61 | NP | 146.02 | NP | 2145.59 | 2145.59 |
| MW-12 | 8/2/2004 | 2291.61 | NP | 146.14 | NP | 2145.47 | 2145.47 |
| MW-12 | 8/9/2004 | 2291.61 | NP | 146.32 | NP | 2145.29 | 2145.29 |
| MW-12 | 8/16/2004 | 2291.61 | NP | 146.45 | NP | 2145.16 | 2145.16 |
| MW-12 | 8/23/2004 | 2291.61 | NP | 146.52 | NP | 2145.09 | 2145.09 |

| Well ID | Measurement Date | Measuring Point Elevation (ft amsl) | Depth to LNAPL (ft btoc) | Depth to Water (ft btoc) | Apparent LNAPL Thickness (ft) | Uncorrected Groundwater Elevation (ft amsl) | Potentiometric Surface Elevation (ft amsl) |
|---|---|---|---|---|---|---|---|
| MW-12 | 8/30/2004 | 2291.61 | NP | 146.65 | NP | 2144.96 | 2144.96 |
| MW-12 | 9/8/2004 | 2291.61 | NP | 146.70 | NP | 2144.91 | 2144.91 |
| MW-12 | 9/13/2004 | 2291.61 | NP | 146.81 | NP | 2144.80 | 2144.80 |
| MW-12 | 9/20/2004 | 2291.61 | NP | 146.91 | NP | 2144.70 | 2144.70 |
| MW-12 | 9/27/2004 | 2291.61 | NP | 147.00 | NP | 2144.61 | 2144.61 |
| MW-12 | 10/4/2004 | 2291.61 | NP | 147.05 | NP | 2144.56 | 2144.56 |
| MW-12 | 10/11/2004 | 2291.61 | NP | 147.13 | NP | 2144.48 | 2144.48 |
| MW-12 | 10/18/2004 | 2291.61 | NP | 147.15 | NP | 2144.46 | 2144.46 |
| MW-12 | 10/25/2004 | 2291.61 | NP | 147.15 | NP | 2144.46 | 2144.46 |
| MW-12 | 11/1/2004 | 2291.61 | NP | 147.30 | NP | 2144.31 | 2144.31 |
| MW-12 | 11/8/2004 | 2291.61 | NP | 147.42 | NP | 2144.19 | 2144.19 |
| MW-12 | 11/15/2004 | 2291.61 | NP | 147.48 | NP | 2144.13 | 2144.13 |
| MW-12 | 11/30/2004 | 2291.61 | NP | 147.56 | NP | 2144.05 | 2144.05 |
| MW-12 | 12/6/2004 | 2291.61 | NP | 147.78 | NP | 2143.83 | 2143.83 |
| MW-12 | 12/13/2004 | 2291.61 | NP | 147.83 | NP | 2143.78 | 2143.78 |
| MW-12 | 12/20/2004 | 2291.61 | NP | 147.82 | NP | 2143.79 | 2143.79 |
| MW-12 | 1/4/2005 | 2291.61 | NP | 147.96 | NP | 2143.65 | 2143.65 |
| MW-12 | 1/10/2005 | 2291.61 | NP | 147.87 | NP | 2143.74 | 2143.74 |
| MW-12 | 1/17/2005 | 2291.61 | NP | 147.80 | NP | 2143.81 | 2143.81 |
| MW-12 | 1/24/2005 | 2291.61 | NP | 147.96 | NP | 2143.65 | 2143.65 |
| MW-12 | 1/31/2005 | 2291.61 | NP | 148.04 | NP | 2143.57 | 2143.57 |
| MW-12 | 2/22/2005 | 2291.61 | NP | 147.88 | NP | 2143.73 | 2143.73 |
| MW-12 | 2/22/2005 | 2291.61 | NP | 147.88 | NP | 2143.73 | 2143.73 |
| MW-12 | 3/2/2005 | 2291.61 | NP | 148.02 | NP | 2143.59 | 2143.59 |
| MW-12 | 3/7/2005 | 2291.61 | NP | 147.96 | NP | 2143.65 | 2143.65 |
| MW-12 | 3/14/2005 | 2291.61 | NP | 147.96 | NP | 2143.65 | 2143.65 |
| MW-12 | 3/21/2005 | 2291.61 | NP | 147.73 | NP | 2143.88 | 2143.88 |
| MW-12 | 3/27/2005 | 2291.61 | NP | 147.61 | NP | 2144.00 | 2144.00 |
| MW-12 | 4/4/2005 | 2291.61 | NP | 147.69 | NP | 2143.92 | 2143.92 |
| MW-12 | 4/11/2005 | 2291.61 | NP | 147.69 | NP | 2143.92 | 2143.92 |
| MW-12 | 4/18/2005 | 2291.61 | NP | 147.90 | NP | 2143.71 | 2143.71 |
| MW-12 | 4/25/2005 | 2291.61 | NP | 147.89 | NP | 2143.72 | 2143.72 |
| MW-12 | 5/2/2005 | 2291.61 | NP | 147.95 | NP | 2143.66 | 2143.66 |
| MW-12 | 5/10/2005 | 2291.61 | NP | 148.02 | NP | 2143.59 | 2143.59 |
| MW-12 | 5/16/2005 | 2291.61 | NP | 148.05 | NP | 2143.56 | 2143.56 |
| MW-12 | 5/23/2005 | 2291.61 | NP | 148.16 | NP | 2143.45 | 2143.45 |
| MW-12 | 5/30/2005 | 2291.61 | NP | 148.22 | NP | 2143.39 | 2143.39 |
| MW-12 | 6/6/2005 | 2291.61 | NP | 148.32 | NP | 2143.29 | 2143.29 |
| MW-12 | 6/13/2005 | 2291.61 | NP | 148.35 | NP | 2143.26 | 2143.26 |
| MW-12 | 6/20/2005 | 2291.61 | NP | 148.44 | NP | 2143.17 | 2143.17 |
| MW-12 | 6/27/2005 | 2291.61 | NP | 148.52 | NP | 2143.09 | 2143.09 |
| MW-12 | 7/11/2005 | 2291.61 | NP | 148.71 | NP | 2142.90 | 2142.90 |
| MW-12 | 7/18/2005 | 2291.61 | NP | 148.82 | NP | 2142.79 | 2142.79 |
| MW-12 | 7/25/2005 | 2291.61 | NP | 149.89 | NP | 2141.72 | 2141.72 |
| MW-12 | 8/1/2005 | 2291.61 | NP | 148.97 | NP | 2142.64 | 2142.64 |
| MW-12 | 8/8/2005 | 2291.61 | NP | 149.04 | NP | 2142.57 | 2142.57 |

| Well ID | Measurement Date | Measuring Point Elevation (ft amsl) | Depth to LNAPL (ft btoc) | Depth to Water (ft btoc) | Apparent LNAPL Thickness (ft) | Uncorrected Groundwater Elevation (ft amsl) | Potentiometric Surface Elevation (ft amsl) |
|---|---|---|---|---|---|---|---|
| MW-12 | 8/15/2005 | 2291.61 | NP | 149.07 | NP | 2142.54 | 2142.54 |
| MW-12 | 8/22/2005 | 2291.61 | NP | 149.08 | NP | 2142.53 | 2142.53 |
| MW-12 | 8/29/2005 | 2291.61 | NP | 148.78 | NP | 2142.83 | 2142.83 |
| MW-12 | 9/7/2005 | 2291.61 | NP | 148.04 | NP | 2143.57 | 2143.57 |
| MW-12 | 9/12/2005 | 2291.61 | NP | 147.56 | NP | 2144.05 | 2144.05 |
| MW-12 | 9/19/2005 | 2291.61 | NP | 147.18 | NP | 2144.43 | 2144.43 |
| MW-12 | 9/26/2005 | 2291.61 | NP | 147.16 | NP | 2144.45 | 2144.45 |
| MW-12 | 10/3/2005 | 2291.61 | NP | 147.31 | NP | 2144.30 | 2144.30 |
| MW-12 | 10/10/2005 | 2291.61 | NP | 147.59 | NP | 2144.02 | 2144.02 |
| MW-12 | 10/17/2005 | 2291.61 | NP | 147.80 | NP | 2143.81 | 2143.81 |
| MW-12 | 10/24/2005 | 2291.61 | NP | 147.94 | NP | 2143.67 | 2143.67 |
| MW-12 | 10/31/2005 | 2291.61 | NP | 148.22 | NP | 2143.39 | 2143.39 |
| MW-12 | 11/7/2005 | 2291.61 | NP | 148.42 | NP | 2143.19 | 2143.19 |
| MW-12 | 11/14/2005 | 2291.61 | NP | 148.53 | NP | 2143.08 | 2143.08 |
| MW-12 | 11/21/2005 | 2291.61 | NP | 148.76 | NP | 2142.85 | 2142.85 |
| MW-12 | 12/5/2005 | 2291.61 | NP | 148.96 | NP | 2142.65 | 2142.65 |
| MW-12 | 12/19/2005 | 2291.61 | NP | 148.99 | NP | 2142.62 | 2142.62 |
| MW-12 | 1/9/2006 | 2291.61 | NP | 149.17 | NP | 2142.44 | 2142.44 |
| MW-12 | 1/16/2006 | 2291.61 | NP | 149.23 | NP | 2142.38 | 2142.38 |
| MW-12 | 1/30/2006 | 2291.61 | NP | 149.30 | NP | 2142.31 | 2142.31 |
| MW-12 | 2/13/2006 | 2291.61 | NP | 149.39 | NP | 2142.22 | 2142.22 |
| MW-12 | 2/27/2006 | 2291.61 | NP | 149.45 | NP | 2142.16 | 2142.16 |
| MW-12 | 3/6/2006 | 2291.61 | NP | 149.46 | NP | 2142.15 | 2142.15 |
| MW-12 | 3/13/2006 | 2291.61 | NP | 149.51 | NP | 2142.10 | 2142.10 |
| MW-12 | 3/20/2006 | 2291.61 | NP | 149.54 | NP | 2142.07 | 2142.07 |
| MW-12 | 3/27/2006 | 2291.61 | NP | 149.53 | NP | 2142.08 | 2142.08 |
| MW-12 | 4/3/2006 | 2291.61 | NP | 149.57 | NP | 2142.04 | 2142.04 |
| MW-12 | 4/10/2006 | 2291.61 | NP | 149.65 | NP | 2141.96 | 2141.96 |
| MW-12 | 4/17/2006 | 2291.61 | NP | 149.67 | NP | 2141.94 | 2141.94 |
| MW-12 | 4/24/2006 | 2291.61 | NP | 149.72 | NP | 2141.89 | 2141.89 |
| MW-12 | 5/1/2006 | 2291.61 | NP | 149.73 | NP | 2141.88 | 2141.88 |
| MW-12 | 5/15/2006 | 2291.61 | NP | 149.80 | NP | 2141.81 | 2141.81 |
| MW-12 | 5/22/2006 | 2291.61 | NP | 149.85 | NP | 2141.76 | 2141.76 |
| MW-12 | 5/30/2006 | 2291.61 | NP | 149.94 | NP | 2141.67 | 2141.67 |
| MW-12 | 6/5/2006 | 2291.61 | NP | 150.11 | NP | 2141.50 | 2141.50 |
| MW-12 | 6/10/2006 | 2291.61 | NP | 150.18 | NP | 2141.43 | 2141.43 |
| MW-12 | 6/26/2006 | 2291.61 | NP | 150.37 | NP | 2141.24 | 2141.24 |
| MW-12 | 7/10/2006 | 2291.61 | NP | 150.50 | NP | 2141.11 | 2141.11 |
| MW-12 | 8/2/2006 | 2291.61 | NP | 150.70 | NP | 2140.91 | 2140.91 |
| MW-12 | 8/14/2006 | 2291.61 | NP | 150.74 | NP | 2140.87 | 2140.87 |
| MW-12 | 8/23/2006 | 2291.61 | NP | 150.62 | NP | 2140.99 | 2140.99 |
| MW-12 | 9/19/2006 | 2291.61 | NP | 148.46 | NP | 2143.15 | 2143.15 |
| MW-12 | 10/20/2006 | 2291.61 | NP | 147.86 | NP | 2143.75 | 2143.75 |
| MW-12 | 10/30/2006 | 2291.61 | NP | 148.19 | NP | 2143.42 | 2143.42 |
| MW-12 | 11/17/2006 | 2291.61 | NP | 148.61 | NP | 2143.00 | 2143.00 |
| MW-12 | 1/30/2007 | 2291.61 | NP | 150.06 | NP | 2141.55 | 2141.55 |

| Well ID | Measurement Date | Measuring Point Elevation (ft amsl) | Depth to LNAPL (ft btoc) | Depth to Water (ft btoc) | Apparent LNAPL Thickness (ft) | Uncorrected Groundwater Elevation (ft amsl) | Potentiometric Surface Elevation (ft amsl) |
|---|---|---|---|---|---|---|---|
| MW-12 | 3/1/2007 | 2291.61 | NP | 150.32 | NP | 2141.29 | 2141.29 |
| MW-12 | 3/28/2007 | 2291.61 | NP | 150.57 | NP | 2141.04 | 2141.04 |
| MW-12 | 4/24/2007 | 2291.61 | NP | 150.74 | NP | 2140.87 | 2140.87 |
| MW-12 | 5/28/2007 | 2291.61 | NP | 150.87 | NP | 2140.74 | 2140.74 |
| MW-12 | 6/27/2007 | 2291.61 | NP | 151.28 | NP | 2140.33 | 2140.33 |
| MW-12 | 7/23/2007 | 2291.61 | NP | 151.53 | NP | 2140.08 | 2140.08 |
| MW-12 | 8/25/2007 | 2291.61 | NP | 150.36 | NP | 2141.25 | 2141.25 |
| MW-12 | 9/25/2007 | 2291.61 | NP | 149.36 | NP | 2142.25 | 2142.25 |
| MW-12 | 10/22/2007 | 2291.61 | NP | 150.10 | NP | 2141.51 | 2141.51 |
| MW-12 | 11/28/2007 | 2291.61 | NP | 151.40 | NP | 2140.21 | 2140.21 |
| MW-12 | 12/31/2007 | 2291.61 | NP | 151.45 | NP | 2140.16 | 2140.16 |
| MW-12 | 1/26/2008 | 2291.61 | NP | 151.16 | NP | 2140.45 | 2140.45 |
| MW-12 | 2/29/2008 | 2291.61 | NP | 151.33 | NP | 2140.28 | 2140.28 |
| MW-12 | 3/31/2008 | 2291.61 | NP | 150.84 | NP | 2140.77 | 2140.77 |
| MW-12 | 4/21/2008 | 2291.61 | NP | 151.04 | NP | 2140.57 | 2140.57 |
| MW-12 | 5/23/2008 | 2291.61 | NP | 151.61 | NP | 2140.00 | 2140.00 |
| MW-12 | 6/25/2008 | 2291.61 | NP | 151.87 | NP | 2139.74 | 2139.74 |
| MW-12 | 7/28/2008 | 2291.61 | NP | 152.21 | NP | 2139.40 | 2139.40 |
| MW-12 | 8/25/2008 | 2291.61 | NP | 149.84 | NP | 2141.77 | 2141.77 |
| MW-12 | 9/30/2008 | 2291.61 | NP | 147.87 | NP | 2143.74 | 2143.74 |
| MW-12 | 10/13/2008 | 2291.61 | NP | 148.12 | NP | 2143.49 | 2143.49 |
| MW-12 | 11/26/2008 | 2291.61 | NP | 149.55 | NP | 2142.06 | 2142.06 |
| MW-12 | 12/23/2008 | 2291.61 | NP | 149.99 | NP | 2141.62 | 2141.62 |
| MW-12 | 1/26/2009 | 2291.61 | NP | 150.20 | NP | 2141.41 | 2141.41 |
| MW-12 | 2/27/2009 | 2291.61 | NP | 150.29 | NP | 2141.32 | 2141.32 |
| MW-12 | 3/26/2009 | 2291.61 | NP | 150.84 | NP | 2140.77 | 2140.77 |
| MW-12 | 4/27/2009 | 2291.61 | NP | 150.81 | NP | 2140.80 | 2140.80 |
| MW-12 | 5/20/2009 | 2291.61 | NP | 151.21 | NP | 2140.40 | 2140.40 |
| MW-12 | 6/16/2009 | 2291.61 | NP | 151.82 | NP | 2139.79 | 2139.79 |
| MW-12 | 7/20/2009 | 2291.61 | NP | 152.28 | NP | 2139.33 | 2139.33 |
| MW-12 | 8/31/2009 | 2291.61 | NP | 152.64 | NP | 2138.97 | 2138.97 |
| MW-12 | 9/29/2009 | 2291.61 | NP | 152.74 | NP | 2138.87 | 2138.87 |
| MW-12 | 10/22/2009 | 2291.61 | NP | 153.83 | NP | 2137.78 | 2137.78 |
| MW-12 | 11/25/2009 | 2291.61 | NP | 153.18 | NP | 2138.43 | 2138.43 |
| MW-12 | 12/14/2009 | 2291.61 | NP | 153.19 | NP | 2138.42 | 2138.42 |
| MW-12 | 1/18/2010 | 2291.61 | NP | 153.18 | NP | 2138.43 | 2138.43 |
| MW-12 | 2/26/2010 | 2291.61 | NP | 153.15 | NP | 2138.46 | 2138.46 |
| MW-12 | 3/22/2010 | 2291.61 | NP | 152.52 | NP | 2139.09 | 2139.09 |
| MW-12 | 4/12/2010 | 2291.61 | NP | 152.25 | NP | 2139.36 | 2139.36 |
| MW-12 | 5/27/2010 | 2291.61 | NP | 152.92 | NP | 2138.69 | 2138.69 |
| MW-12 | 6/22/2010 | 2291.61 | NP | 153.25 | NP | 2138.36 | 2138.36 |
| MW-12 | 7/12/2010 | 2291.61 | NP | 153.64 | NP | 2137.97 | 2137.97 |
| MW-12 | 8/26/2010 | 2291.61 | NP | 153.86 | NP | 2137.75 | 2137.75 |
| MW-12 | 9/22/2010 | 2291.61 | NP | 153.13 | NP | 2138.48 | 2138.48 |
| MW-12 | 10/5/2010 | 2291.61 | NP | 152.87 | NP | 2138.74 | 2138.74 |
| MW-12 | 10/18/2010 | 2291.61 | NP | 152.85 | NP | 2138.76 | 2138.76 |

| Well ID | Measurement Date | Measuring Point Elevation (ft amsl) | Depth to LNAPL (ft btoc) | Depth to Water (ft btoc) | Apparent LNAPL Thickness (ft) | Uncorrected Groundwater Elevation (ft amsl) | Potentiometric Surface Elevation (ft amsl) |
|---|---|---|---|---|---|---|---|
| MW-12 | 11/30/2010 | 2291.61 | NP | 153.33 | NP | 2138.28 | 2138.28 |
| MW-12 | 12/21/2010 | 2291.61 | NP | 153.49 | NP | 2138.12 | 2138.12 |
| MW-12 | 1/10/2011 | 2291.61 | NP | 153.43 | NP | 2138.18 | 2138.18 |
| MW-12 | 2/17/2011 | 2291.61 | NP | 153.86 | NP | 2137.75 | 2137.75 |
| MW-12 | 3/25/2011 | 2291.61 | NP | 153.89 | NP | 2137.72 | 2137.72 |
| MW-12 | 4/11/2011 | 2291.61 | NP | 154.19 | NP | 2137.42 | 2137.42 |
| MW-12 | 5/9/2011 | 2291.61 | NP | 154.49 | NP | 2137.12 | 2137.12 |
| MW-12 | 6/29/2011 | 2291.61 | NP | 155.29 | NP | 2136.32 | 2136.32 |
| MW-12 | 7/11/2011 | 2291.61 | NP | 155.33 | NP | 2136.28 | 2136.28 |
| MW-12 | 8/31/2011 | 2291.61 | NP | 155.95 | NP | 2135.66 | 2135.66 |
| MW-12 | 9/28/2011 | 2291.61 | NP | 155.81 | NP | 2135.80 | 2135.80 |
| MW-12 | 10/10/2011 | 2291.61 | NP | 154.91 | NP | 2136.70 | 2136.70 |
| MW-12 | 11/16/2011 | 2291.61 | NP | 154.75 | NP | 2136.86 | 2136.86 |
| MW-12 | 12/29/2011 | 2291.61 | NP | 154.99 | NP | 2136.62 | 2136.62 |
| MW-12 | 1/16/2012 | 2291.61 | NP | 154.93 | NP | 2136.68 | 2136.68 |
| MW-12 | 2/28/2012 | 2291.61 | NP | 154.67 | NP | 2136.94 | 2136.94 |
| MW-12 | 3/30/2012 | 2291.61 | NP | 154.94 | NP | 2136.67 | 2136.67 |
| MW-12 | 4/2/2012 | 2291.61 | NP | 155.00 | NP | 2136.61 | 2136.61 |
| MW-12 | 5/30/2012 | 2291.61 | NP | 155.99 | NP | 2135.62 | 2135.62 |
| MW-12 | 6/29/2012 | 2291.61 | NP | 156.29 | NP | 2135.32 | 2135.32 |
| MW-12 | 7/9/2012 | 2291.61 | NP | 156.32 | NP | 2135.29 | 2135.29 |
| MW-12 | 8/29/2012 | 2291.61 | NP | 155.62 | NP | 2135.99 | 2135.99 |
| MW-12 | 9/25/2012 | 2291.61 | NP | 155.03 | NP | 2136.58 | 2136.58 |
| MW-12 | 10/22/2012 | 2291.61 | NP | 155.19 | NP | 2136.42 | 2136.42 |
| MW-12 | 11/15/2012 | 2291.61 | NP | 155.82 | NP | 2135.79 | 2135.79 |
| MW-12 | 12/13/2012 | 2291.61 | NP | 156.28 | NP | 2135.33 | 2135.33 |
| MW-12 | 1/21/2013 | 2291.61 | NP | 156.42 | NP | 2135.19 | 2135.19 |
| MW-12 | 2/13/2013 | 2291.61 | NP | 156.45 | NP | 2135.16 | 2135.16 |
| MW-12 | 3/21/2013 | 2291.61 | NP | 156.50 | NP | 2135.11 | 2135.11 |
| MW-12 | 4/15/2013 | 2291.61 | NP | 156.66 | NP | 2134.95 | 2134.95 |
| MW-12 | 5/23/2013 | 2291.61 | NP | 156.94 | NP | 2134.67 | 2134.67 |
| MW-12 | 6/26/2013 | 2291.61 | NP | 157.29 | NP | 2134.32 | 2134.32 |
| MW-12 | 7/8/2013 | 2291.61 | NP | 157.41 | NP | 2134.20 | 2134.20 |
| MW-12 | 8/8/2013 | 2291.61 | NP | 157.58 | NP | 2134.03 | 2134.03 |
| MW-12 | 9/5/2013 | 2291.61 | NP | 157.27 | NP | 2134.34 | 2134.34 |
| MW-12 | 10/3/2013 | 2291.61 | NP | 157.51 | NP | 2134.10 | 2134.10 |
| MW-12 | 11/27/2013 | 2291.61 | NP | 157.72 | NP | 2133.89 | 2133.89 |
| MW-12 | 12/31/2013 | 2291.61 | NP | 157.65 | NP | 2133.96 | 2133.96 |
| MW-12 | 1/10/2014 | 2291.61 | NP | 157.88 | NP | 2133.73 | 2133.73 |
| MW-12 | 2/18/2014 | 2291.61 | NP | 157.97 | NP | 2133.64 | 2133.64 |
| MW-12 | 3/12/2014 | 2291.61 | NP | 158.04 | NP | 2133.57 | 2133.57 |
| MW-12 | 4/17/2014 | 2291.61 | NP | 158.29 | NP | 2133.32 | 2133.32 |
| MW-12 | 5/22/2014 | 2291.61 | NP | 158.64 | NP | 2132.97 | 2132.97 |
| MW-12 | 6/20/2014 | 2291.61 | NP | 158.98 | NP | 2132.63 | 2132.63 |
| MW-12 | 7/14/2014 | 2291.61 | NP | 159.15 | NP | 2132.46 | 2132.46 |
| MW-12 | 8/14/2014 | 2291.61 | NP | 159.64 | NP | 2131.97 | 2131.97 |

| Well ID | Measurement Date | Measuring Point Elevation (ft amsl) | Depth to LNAPL (ft btoc) | Depth to Water (ft btoc) | Apparent LNAPL Thickness (ft) | Uncorrected Groundwater Elevation (ft amsl) | Potentiometric Surface Elevation (ft amsl) |
|---|---|---|---|---|---|---|---|
| MW-12 | 9/10/2014 | 2291.61 | NP | 159.25 | NP | 2132.36 | 2132.36 |
| MW-12 | 10/1/2014 | 2291.61 | NP | 158.32 | NP | 2133.29 | 2133.29 |
| MW-12 | 11/18/2014 | 2291.61 | NP | 157.90 | NP | 2133.71 | 2133.71 |
| MW-12 | 12/16/2014 | 2291.61 | NP | 158.03 | NP | 2133.58 | 2133.58 |
| MW-12 | 1/19/2015 | 2291.61 | NP | 157.91 | NP | 2133.70 | 2133.70 |
| MW-12 | 2/19/2015 | 2291.61 | NP | 157.69 | NP | 2133.92 | 2133.92 |
| MW-12 | 3/26/2015 | 2291.61 | NP | 157.37 | NP | 2134.24 | 2134.24 |
| MW-12 | 4/16/2015 | 2291.61 | NP | 157.33 | NP | 2134.28 | 2134.28 |
| MW-12 | 5/19/2015 | 2291.61 | NP | 157.64 | NP | 2133.97 | 2133.97 |
| MW-12 | 6/22/2015 | 2291.61 | NP | 158.21 | NP | 2133.40 | 2133.40 |
| MW-12 | 1/5/2016 | 2291.61 | NP | 156.64 | NP | 2134.97 | 2134.97 |
| MW-12 | 2/10/2016 | 2291.61 | NP | 155.30 | NP | 2136.31 | 2136.31 |
| MW-12 | 3/2/2016 | 2291.61 | NP | 156.15 | NP | 2135.46 | 2135.46 |
| MW-12 | 4/5/2016 | 2291.61 | NP | 156.00 | NP | 2135.61 | 2135.61 |
| MW-12 | 5/10/2016 | 2291.61 | NP | 155.84 | NP | 2135.77 | 2135.77 |
| MW-12 | 6/28/2016 | 2291.61 | NP | 156.26 | NP | 2135.35 | 2135.35 |
| MW-12 | 7/28/2016 | 2291.61 | NP | 155.61 | NP | 2136.00 | 2136.00 |
| MW-12 | 8/31/2016 | 2291.61 | NP | 155.20 | NP | 2136.41 | 2136.41 |
| MW-12 | 9/30/2016 | 2291.61 | NP | 154.50 | NP | 2137.11 | 2137.11 |
| MW-12 | 10/13/2016 | 2291.61 | NP | 154.52 | NP | 2137.09 | 2137.09 |
| MW-12 | 11/21/2016 | 2291.61 | NP | 154.77 | NP | 2136.84 | 2136.84 |
| MW-12 | 12/27/2016 | 2291.61 | NP | 154.74 | NP | 2136.87 | 2136.87 |
| MW-12 | 1/26/2017 | 2291.61 | NP | 154.57 | NP | 2137.04 | 2137.04 |
| MW-12 | 2/28/2017 | 2291.61 | NP | 153.38 | NP | 2138.23 | 2138.23 |
| MW-12 | 3/31/2017 | 2291.61 | NP | 154.21 | NP | 2137.40 | 2137.40 |
| MW-12 | 4/21/2017 | 2291.61 | NP | 154.05 | NP | 2137.56 | 2137.56 |
| MW-12 | 5/16/2017 | 2291.61 | NP | 154.08 | NP | 2137.53 | 2137.53 |
| MW-12 | 6/13/2017 | 2291.61 | NP | 154.28 | NP | 2137.33 | 2137.33 |
| MW-12 | 7/14/2017 | 2291.61 | NP | 154.53 | NP | 2137.08 | 2137.08 |
| MW-12 | 8/17/2017 | 2291.61 | NP | 152.54 | NP | 2139.07 | 2139.07 |
| MW-12 | 9/20/2017 | 2291.61 | NP | 151.15 | NP | 2140.46 | 2140.46 |
| MW-12 | 10/26/2017 | 2291.61 | NP | 151.80 | NP | 2139.81 | 2139.81 |
| MW-12 | 11/30/2017 | 2291.61 | NP | 152.01 | NP | 2139.60 | 2139.60 |
| MW-12 | 12/12/2017 | 2291.61 | NP | 152.12 | NP | 2139.49 | 2139.49 |
| MW-12 | 1/31/2018 | 2291.61 | NP | 151.87 | NP | 2139.74 | 2139.74 |
| MW-12 | 2/21/2018 | 2291.61 | NP | 151.82 | NP | 2139.79 | 2139.79 |
| MW-12 | 3/26/2018 | 2291.61 | NP | 151.76 | NP | 2139.85 | 2139.85 |
| MW-12 | 4/10/2018 | 2291.61 | NP | 151.92 | NP | 2139.69 | 2139.69 |
| MW-12 | 5/23/2018 | 2291.61 | NP | 151.87 | NP | 2139.74 | 2139.74 |
| MW-12 | 6/27/2018 | 2291.61 | NP | 150.97 | NP | 2140.64 | 2140.64 |
| MW-12 | 7/16/2018 | 2291.61 | NP | 151.67 | NP | 2139.94 | 2139.94 |
| MW-12 | 8/23/2018 | 2291.61 | NP | 151.83 | NP | 2139.78 | 2139.78 |
| MW-12 | 9/27/2018 | 2291.61 | NP | 150.62 | NP | 2140.99 | 2140.99 |
| MW-12 | 10/22/2018 | 2291.61 | NP | 150.13 | NP | 2141.48 | 2141.48 |
| MW-12 | 11/28/2018 | 2291.61 | NP | 149.18 | NP | 2142.43 | 2142.43 |
| MW-12 | 12/27/2018 | 2291.61 | NP | 149.13 | NP | 2142.48 | 2142.48 |

| Well ID | Measurement Date | Measuring Point Elevation (ft amsl) | Depth to LNAPL (ft btoc) | Depth to Water (ft btoc) | Apparent LNAPL Thickness (ft) | Uncorrected Groundwater Elevation (ft amsl) | Potentiometric Surface Elevation (ft amsl) |
|---|---|---|---|---|---|---|---|
| MW-12 | 1/16/2019 | 2291.61 | NP | 149.23 | NP | 2142.38 | 2142.38 |
| MW-12 | 2/26/2019 | 2291.61 | NP | 148.74 | NP | 2142.87 | 2142.87 |
| MW-12 | 3/27/2019 | 2291.61 | NP | 148.44 | NP | 2143.17 | 2143.17 |
| MW-12 | 4/8/2019 | 2291.61 | NP | 148.22 | NP | 2143.39 | 2143.39 |
| MW-12 | 5/8/2019 | 2291.61 | NP | 148.00 | NP | 2143.61 | 2143.61 |
| MW-12 | 6/20/2019 | 2291.61 | NP | 148.15 | NP | 2143.46 | 2143.46 |
| MW-12 | 7/25/2019 | 2291.61 | NP | 148.11 | NP | 2143.50 | 2143.50 |
| MW-12 | 8/18/2019 | 2291.61 | NP | 148.27 | NP | 2143.34 | 2143.34 |
| MW-12 | 9/24/2019 | 2291.61 | NP | 148.32 | NP | 2143.29 | 2143.29 |
| MW-12 | 10/17/2019 | 2291.61 | NP | 148.66 | NP | 2142.95 | 2142.95 |
| MW-12 | 11/27/2019 | 2291.61 | NP | 148.54 | NP | 2143.07 | 2143.07 |
| MW-12 | 12/17/2019 | 2291.61 | NP | 148.48 | NP | 2143.13 | 2143.13 |
| MW-12 | 1/24/2020 | 2291.61 | NP | 147.73 | NP | 2143.88 | 2143.88 |
| MW-12 | 2/16/2020 | 2291.61 | NP | 147.46 | NP | 2144.15 | 2144.15 |
| MW-12 | 3/10/2020 | 2291.61 | NP | 147.49 | NP | 2144.12 | 2144.12 |
| MW-12 | 4/2/2020 | 2291.61 | NP | 147.84 | NP | 2143.77 | 2143.77 |
| MW-12 | 5/18/2020 | 2291.61 | NP | 148.05 | NP | 2143.56 | 2143.56 |
| MW-12 | 6/25/2020 | 2291.61 | NP | 148.43 | NP | 2143.18 | 2143.18 |
| MW-12 | 7/7/2020 | 2291.61 | NP | 149.64 | NP | 2141.97 | 2141.97 |
| MW-12 | 8/31/2020 | 2291.61 | NP | 149.57 | NP | 2142.04 | 2142.04 |
| MW-12 | 9/16/2020 | 2291.61 | NP | 149.90 | NP | 2141.71 | 2141.71 |
| MW-12 | 10/30/2020 | 2291.61 | NP | 151.08 | NP | 2140.53 | 2140.53 |
| MW-12 | 11/30/2020 | 2291.61 | NP | 152.28 | NP | 2139.33 | 2139.33 |
| MW-12 | 12/31/2020 | 2291.61 | NP | 152.49 | NP | 2139.12 | 2139.12 |
| MW-12 | 1/20/2021 | 2291.61 | NP | 153.06 | NP | 2138.55 | 2138.55 |
| MW-12 | 3/1/2021 | 2291.61 | NP | 154.00 | NP | 2137.61 | 2137.61 |
| MW-12 | 3/27/2021 | 2291.61 | NP | 154.32 | NP | 2137.29 | 2137.29 |
| MW-12 | 4/9/2021 | 2291.61 | NP | 154.43 | NP | 2137.18 | 2137.18 |
| MW-12 | 5/25/2021 | 2291.61 | NP | 155.13 | NP | 2136.48 | 2136.48 |
| MW-12 | 6/15/2021 | 2291.61 | NP | 155.33 | NP | 2136.28 | 2136.28 |
| MW-12 | 7/8/2021 | 2291.61 | NP | 155.82 | NP | 2135.79 | 2135.79 |
| MW-12 | 8/30/2021 | 2291.61 | NP | 154.68 | NP | 2136.93 | 2136.93 |
| MW-12 | 9/28/2021 | 2291.61 | NP | 152.71 | NP | 2138.90 | 2138.90 |
| MW-12 | 10/18/2021 | 2291.61 | NP | 152.91 | NP | 2138.70 | 2138.70 |
| MW-12 | 11/24/2021 | 2291.61 | NP | 153.71 | NP | 2137.90 | 2137.90 |
| MW-12 | 12/21/2021 | 2291.61 | NP | 153.97 | NP | 2137.64 | 2137.64 |
| MW-12 | 1/26/2022 | 2291.61 | NP | 154.18 | NP | 2137.43 | 2137.43 |
| MW-12 | 2/21/2022 | 2291.61 | NP | 154.40 | NP | 2137.21 | 2137.21 |
| MW-12 | 3/16/2022 | 2291.61 | NP | 154.61 | NP | 2137.00 | 2137.00 |
| MW-12 | 4/6/2022 | 2291.61 | NP | 154.79 | NP | 2136.82 | 2136.82 |
| MW-12 | 5/2/2022 | 2291.61 | NP | 155.16 | NP | 2136.45 | 2136.45 |
| MW-12 | 6/17/2022 | 2291.61 | NP | 155.49 | NP | 2136.12 | 2136.12 |
| MW-12 | 7/15/2022 | 2291.61 | NP | 155.65 | NP | 2135.96 | 2135.96 |
| MW-12 | 8/17/2022 | 2291.61 | NP | 155.97 | NP | 2135.64 | 2135.64 |
| MW-12 | 9/8/2022 | 2291.61 | NP | 155.79 | NP | 2135.82 | 2135.82 |
| MW-12 | 10/13/2022 | 2291.61 | NP | 154.72 | NP | 2136.89 | 2136.89 |

| Well ID | Measurement Date | Measuring Point Elevation (ft amsl) | Depth to LNAPL (ft btoc) | Depth to Water (ft btoc) | Apparent LNAPL Thickness (ft) | Uncorrected Groundwater Elevation (ft amsl) | Potentiometric Surface Elevation (ft amsl) |
|---|---|---|---|---|---|---|---|
| MW-12 | 11/2/2022 | 2291.61 | NP | 154.32 | NP | 2137.29 | 2137.29 |
| MW-12 | 12/12/2022 | 2291.61 | NP | 154.29 | NP | 2137.32 | 2137.32 |
| MW-12 | 1/10/2023 | 2291.61 | NP | 154.37 | NP | 2137.24 | 2137.24 |
| MW-12 | 2/27/2023 | 2291.61 | NP | 154.14 | NP | 2137.47 | 2137.47 |
| MW-12 | 3/27/2023 | 2291.61 | NP | 154.18 | NP | 2137.43 | 2137.43 |
| MW-12 | 4/25/2023 | 2291.61 | NP | 153.65 | NP | 2137.96 | 2137.96 |
| MW-12 | 5/30/2023 | 2291.61 | NP | 153.51 | NP | 2138.10 | 2138.10 |
| MW-12 | 6/6/2023 | 2291.61 | NP | 152.78 | NP | 2138.83 | 2138.83 |
| MW-12 | 8/15/2023 | 2291.61 | NP | 153.61 | NP | 2138.00 | 2138.00 |
| MW-12 | 9/20/2023 | 2291.61 | NP | 153.58 | NP | 2138.03 | 2138.03 |
| MW-12 | 10/31/2023 | 2291.61 | NP | 153.41 | NP | 2138.20 | 2138.20 |
| MW-12 | 11/14/2023 | 2291.61 | NP | 153.34 | NP | 2138.27 | 2138.27 |
| MW-12 | 12/21/2023 | 2291.61 | NP | 153.55 | NP | 2138.06 | 2138.06 |
| MW-12 | 2/28/2024 | 2291.61 | NP | 152.00 | NP | 2139.61 | 2139.61 |
| MW-12 | 3/28/2024 | 2291.61 | NP | 151.40 | NP | 2140.21 | 2140.21 |
| MW-12 | 4/30/2024 | 2291.61 | NP | 150.59 | NP | 2141.02 | 2141.02 |
| MW-12 | 5/23/2024 | 2291.61 | NP | 150.13 | NP | 2141.48 | 2141.48 |
| MW-12 | 6/26/2024 | 2291.61 | NP | 150.14 | NP | 2141.47 | 2141.47 |
| MW-13 | 11/18/2003 | 2289.75 | NP | 143.35 | NP | 2146.40 | 2146.40 |
| MW-13 | 11/19/2003 | 2289.75 | NP | 143.26 | NP | 2146.49 | 2146.49 |
| MW-13 | 11/20/2003 | 2289.75 | NP | 143.38 | NP | 2146.37 | 2146.37 |
| MW-13 | 11/24/2003 | 2289.75 | NP | 143.38 | NP | 2146.37 | 2146.37 |
| MW-13 | 11/26/2003 | 2289.75 | NP | 143.31 | NP | 2146.44 | 2146.44 |
| MW-13 | 12/1/2003 | 2289.75 | NP | 143.41 | NP | 2146.34 | 2146.34 |
| MW-13 | 1/19/2004 | 2289.75 | NP | 144.00 | NP | 2145.75 | 2145.75 |
| MW-13 | 1/26/2004 | 2289.75 | NP | 144.10 | NP | 2145.65 | 2145.65 |
| MW-13 | 1/28/2004 | 2289.75 | NP | 144.15 | NP | 2145.60 | 2145.60 |
| MW-13 | 2/5/2004 | 2289.75 | NP | 144.24 | NP | 2145.51 | 2145.51 |
| MW-13 | 2/12/2004 | 2289.75 | NP | 144.26 | NP | 2145.49 | 2145.49 |
| MW-13 | 2/12/2004 | 2289.75 | NP | 144.26 | NP | 2145.49 | 2145.49 |
| MW-13 | 2/23/2004 | 2289.75 | NP | 144.29 | NP | 2145.46 | 2145.46 |
| MW-13 | 3/2/2004 | 2289.75 | NP | 144.29 | NP | 2145.46 | 2145.46 |
| MW-13 | 3/8/2004 | 2289.75 | NP | 144.29 | NP | 2145.46 | 2145.46 |
| MW-13 | 3/15/2004 | 2289.75 | NP | 144.42 | NP | 2145.33 | 2145.33 |
| MW-13 | 3/22/2004 | 2289.75 | NP | 144.44 | NP | 2145.31 | 2145.31 |
| MW-13 | 3/29/2004 | 2289.75 | NP | 144.51 | NP | 2145.24 | 2145.24 |
| MW-13 | 4/5/2004 | 2289.75 | NP | 144.55 | NP | 2145.20 | 2145.20 |
| MW-13 | 4/12/2004 | 2289.75 | NP | 144.55 | NP | 2145.20 | 2145.20 |
| MW-13 | 4/19/2004 | 2289.75 | NP | 144.58 | NP | 2145.17 | 2145.17 |
| MW-13 | 4/26/2004 | 2289.75 | NP | 144.59 | NP | 2145.16 | 2145.16 |
| MW-13 | 5/3/2004 | 2289.75 | NP | 144.57 | NP | 2145.18 | 2145.18 |
| MW-13 | 5/10/2004 | 2289.75 | NP | 144.61 | NP | 2145.14 | 2145.14 |
| MW-13 | 5/17/2004 | 2289.75 | NP | 144.66 | NP | 2145.09 | 2145.09 |
| MW-13 | 5/24/2004 | 2289.75 | NP | 144.73 | NP | 2145.02 | 2145.02 |
| MW-13 | 5/31/2004 | 2289.75 | NP | 144.74 | NP | 2145.01 | 2145.01 |
| MW-13 | 6/7/2004 | 2289.75 | NP | 144.82 | NP | 2144.93 | 2144.93 |

| Well ID | Measurement Date | Measuring Point Elevation (ft amsl) | Depth to LNAPL (ft btoc) | Depth to Water (ft btoc) | Apparent LNAPL Thickness (ft) | Uncorrected Groundwater Elevation (ft amsl) | Potentiometric Surface Elevation (ft amsl) |
|---|---|---|---|---|---|---|---|
| MW-13 | 6/14/2004 | 2289.75 | NP | 144.95 | NP | 2144.80 | 2144.80 |
| MW-13 | 6/21/2004 | 2289.75 | NP | 145.10 | NP | 2144.65 | 2144.65 |
| MW-13 | 6/28/2004 | 2289.75 | NP | 145.23 | NP | 2144.52 | 2144.52 |
| MW-13 | 7/6/2004 | 2289.75 | NP | 145.36 | NP | 2144.39 | 2144.39 |
| MW-13 | 7/12/2004 | 2289.75 | NP | 145.49 | NP | 2144.26 | 2144.26 |
| MW-13 | 7/19/2004 | 2289.75 | NP | 145.58 | NP | 2144.17 | 2144.17 |
| MW-13 | 7/26/2004 | 2289.75 | NP | 145.70 | NP | 2144.05 | 2144.05 |
| MW-13 | 8/2/2004 | 2289.75 | NP | 145.81 | NP | 2143.94 | 2143.94 |
| MW-13 | 8/9/2004 | 2289.75 | NP | 145.97 | NP | 2143.78 | 2143.78 |
| MW-13 | 8/16/2004 | 2289.75 | NP | 146.10 | NP | 2143.65 | 2143.65 |
| MW-13 | 8/23/2004 | 2289.75 | NP | 145.19 | NP | 2144.56 | 2144.56 |
| MW-13 | 8/30/2004 | 2289.75 | NP | 146.31 | NP | 2143.44 | 2143.44 |
| MW-13 | 9/8/2004 | 2289.75 | NP | 146.42 | NP | 2143.33 | 2143.33 |
| MW-13 | 9/13/2004 | 2289.75 | NP | 146.55 | NP | 2143.20 | 2143.20 |
| MW-13 | 9/20/2004 | 2289.75 | NP | 146.62 | NP | 2143.13 | 2143.13 |
| MW-13 | 9/27/2004 | 2289.75 | NP | 146.71 | NP | 2143.04 | 2143.04 |
| MW-13 | 10/4/2004 | 2289.75 | NP | 146.79 | NP | 2142.96 | 2142.96 |
| MW-13 | 10/11/2004 | 2289.75 | NP | 146.86 | NP | 2142.89 | 2142.89 |
| MW-13 | 10/18/2004 | 2289.75 | NP | 146.91 | NP | 2142.84 | 2142.84 |
| MW-13 | 10/25/2004 | 2289.75 | NP | 146.93 | NP | 2142.82 | 2142.82 |
| MW-13 | 11/1/2004 | 2289.75 | NP | 147.08 | NP | 2142.67 | 2142.67 |
| MW-13 | 11/8/2004 | 2289.75 | NP | 147.19 | NP | 2142.56 | 2142.56 |
| MW-13 | 11/15/2004 | 2289.75 | NP | 147.25 | NP | 2142.50 | 2142.50 |
| MW-13 | 11/30/2004 | 2289.75 | NP | 147.38 | NP | 2142.37 | 2142.37 |
| MW-13 | 12/6/2004 | 2289.75 | NP | 147.55 | NP | 2142.20 | 2142.20 |
| MW-13 | 12/13/2004 | 2289.75 | NP | 147.61 | NP | 2142.14 | 2142.14 |
| MW-13 | 12/20/2004 | 2289.75 | NP | 147.61 | NP | 2142.14 | 2142.14 |
| MW-13 | 1/4/2005 | 2289.75 | NP | 147.74 | NP | 2142.01 | 2142.01 |
| MW-13 | 1/10/2005 | 2289.75 | NP | 147.65 | NP | 2142.10 | 2142.10 |
| MW-13 | 1/17/2005 | 2289.75 | NP | 147.70 | NP | 2142.05 | 2142.05 |
| MW-13 | 1/24/2005 | 2289.75 | NP | 147.82 | NP | 2141.93 | 2141.93 |
| MW-13 | 1/31/2005 | 2289.75 | NP | 147.81 | NP | 2141.94 | 2141.94 |
| MW-13 | 2/22/2005 | 2289.75 | NP | 147.67 | NP | 2142.08 | 2142.08 |
| MW-13 | 3/2/2005 | 2289.75 | NP | 147.84 | NP | 2141.91 | 2141.91 |
| MW-13 | 3/7/2005 | 2289.75 | NP | 147.79 | NP | 2141.96 | 2141.96 |
| MW-13 | 3/14/2005 | 2289.75 | NP | 147.80 | NP | 2141.95 | 2141.95 |
| MW-13 | 3/21/2005 | 2289.75 | NP | 147.83 | NP | 2141.92 | 2141.92 |
| MW-13 | 3/27/2005 | 2289.75 | NP | 147.52 | NP | 2142.23 | 2142.23 |
| MW-13 | 4/4/2005 | 2289.75 | NP | 147.59 | NP | 2142.16 | 2142.16 |
| MW-13 | 4/11/2005 | 2289.75 | NP | 147.58 | NP | 2142.17 | 2142.17 |
| MW-13 | 4/18/2005 | 2289.75 | NP | 147.74 | NP | 2142.01 | 2142.01 |
| MW-13 | 4/25/2005 | 2289.75 | NP | 147.74 | NP | 2142.01 | 2142.01 |
| MW-13 | 5/2/2005 | 2289.75 | NP | 147.74 | NP | 2142.01 | 2142.01 |
| MW-13 | 5/10/2005 | 2289.75 | NP | 147.79 | NP | 2141.96 | 2141.96 |
| MW-13 | 5/16/2005 | 2289.75 | NP | 147.80 | NP | 2141.95 | 2141.95 |
| MW-13 | 5/23/2005 | 2289.75 | NP | 147.95 | NP | 2141.80 | 2141.80 |

| Well ID | Measurement Date | Measuring Point Elevation (ft amsl) | Depth to LNAPL (ft btoc) | Depth to Water (ft btoc) | Apparent LNAPL Thickness (ft) | Uncorrected Groundwater Elevation (ft amsl) | Potentiometric Surface Elevation (ft amsl) |
|---|---|---|---|---|---|---|---|
| MW-13 | 5/30/2005 | 2289.75 | NP | 147.99 | NP | 2141.76 | 2141.76 |
| MW-13 | 6/6/2005 | 2289.75 | NP | 148.09 | NP | 2141.66 | 2141.66 |
| MW-13 | 6/13/2005 | 2289.75 | NP | 148.15 | NP | 2141.60 | 2141.60 |
| MW-13 | 6/20/2005 | 2289.75 | NP | 148.18 | NP | 2141.57 | 2141.57 |
| MW-13 | 6/27/2005 | 2289.75 | NP | 148.27 | NP | 2141.48 | 2141.48 |
| MW-13 | 7/11/2005 | 2289.75 | NP | 148.46 | NP | 2141.29 | 2141.29 |
| MW-13 | 7/18/2005 | 2289.75 | NP | 148.56 | NP | 2141.19 | 2141.19 |
| MW-13 | 7/25/2005 | 2289.75 | NP | 148.63 | NP | 2141.12 | 2141.12 |
| MW-13 | 8/1/2005 | 2289.75 | NP | 148.71 | NP | 2141.04 | 2141.04 |
| MW-13 | 8/8/2005 | 2289.75 | NP | 148.79 | NP | 2140.96 | 2140.96 |
| MW-13 | 8/15/2005 | 2289.75 | NP | 148.81 | NP | 2140.94 | 2140.94 |
| MW-13 | 8/22/2005 | 2289.75 | NP | 148.81 | NP | 2140.94 | 2140.94 |
| MW-13 | 8/29/2005 | 2289.75 | NP | 148.58 | NP | 2141.17 | 2141.17 |
| MW-13 | 9/7/2005 | 2289.75 | NP | 148.06 | NP | 2141.69 | 2141.69 |
| MW-13 | 9/12/2005 | 2289.75 | NP | 147.72 | NP | 2142.03 | 2142.03 |
| MW-13 | 9/19/2005 | 2289.75 | NP | 147.42 | NP | 2142.33 | 2142.33 |
| MW-13 | 9/26/2005 | 2289.75 | NP | 147.36 | NP | 2142.39 | 2142.39 |
| MW-13 | 10/3/2005 | 2289.75 | NP | 147.48 | NP | 2142.27 | 2142.27 |
| MW-13 | 10/10/2005 | 2289.75 | NP | 147.66 | NP | 2142.09 | 2142.09 |
| MW-13 | 10/17/2005 | 2289.75 | NP | 147.81 | NP | 2141.94 | 2141.94 |
| MW-13 | 10/24/2005 | 2289.75 | NP | 147.96 | NP | 2141.79 | 2141.79 |
| MW-13 | 10/31/2005 | 2289.75 | NP | 148.16 | NP | 2141.59 | 2141.59 |
| MW-13 | 11/7/2005 | 2289.75 | NP | 148.34 | NP | 2141.41 | 2141.41 |
| MW-13 | 11/14/2005 | 2289.75 | NP | 148.47 | NP | 2141.28 | 2141.28 |
| MW-13 | 11/21/2005 | 2289.75 | NP | 148.62 | NP | 2141.13 | 2141.13 |
| MW-13 | 12/5/2005 | 2289.75 | NP | 148.78 | NP | 2140.97 | 2140.97 |
| MW-13 | 12/19/2005 | 2289.75 | NP | 148.82 | NP | 2140.93 | 2140.93 |
| MW-13 | 1/9/2006 | 2289.75 | NP | 148.99 | NP | 2140.76 | 2140.76 |
| MW-13 | 1/16/2006 | 2289.75 | NP | 150.04 | NP | 2139.71 | 2139.71 |
| MW-13 | 1/30/2006 | 2289.75 | NP | 148.87 | NP | 2140.88 | 2140.88 |
| MW-13 | 2/13/2006 | 2289.75 | NP | 148.96 | NP | 2140.79 | 2140.79 |
| MW-13 | 2/27/2006 | 2289.75 | 148.97 | 150.04 | 1.07 | 2139.71 | 2140.51 |
| MW-13 | 3/6/2006 | 2289.75 | 149.03 | 150.02 | 0.99 | 2139.73 | 2140.47 |
| MW-13 | 3/13/2006 | 2289.75 | 149.06 | 150.01 | 0.95 | 2139.74 | 2140.45 |
| MW-13 | 3/20/2006 | 2289.75 | 149.09 | 150.05 | 0.96 | 2139.70 | 2140.42 |
| MW-13 | 3/27/2006 | 2289.75 | 149.11 | 150.00 | 0.89 | 2139.75 | 2140.42 |
| MW-13 | 4/3/2006 | 2289.75 | 149.20 | 149.91 | 0.71 | 2139.84 | 2140.37 |
| MW-13 | 4/10/2006 | 2289.75 | 149.29 | 149.94 | 0.65 | 2139.81 | 2140.30 |
| MW-13 | 4/17/2006 | 2289.75 | 149.41 | 149.66 | 0.25 | 2140.09 | 2140.28 |
| MW-13 | 4/24/2006 | 2289.75 | 149.46 | 149.67 | 0.21 | 2140.08 | 2140.24 |
| MW-13 | 5/15/2006 | 2289.75 | 149.50 | 150.02 | 0.52 | 2139.73 | 2140.12 |
| MW-13 | 5/22/2006 | 2289.75 | 149.67 | 149.94 | 0.27 | 2139.81 | 2140.01 |
| MW-13 | 5/30/2006 | 2289.75 | 149.75 | 150.00 | 0.25 | 2139.75 | 2139.94 |
| MW-13 | 6/5/2006 | 2289.75 | 149.86 | 150.06 | 0.20 | 2139.69 | 2139.84 |
| MW-13 | 6/12/2006 | 2289.75 | 149.96 | 150.11 | 0.15 | 2139.64 | 2139.75 |
| MW-13 | 6/26/2006 | 2289.75 | 150.11 | 150.39 | 0.28 | 2139.36 | 2139.57 |

| Well ID | Measurement Date | Measuring Point Elevation (ft amsl) | Depth to LNAPL (ft btoc) | Depth to Water (ft btoc) | Apparent LNAPL Thickness (ft) | Uncorrected Groundwater Elevation (ft amsl) | Potentiometric Surface Elevation (ft amsl) |
|---|---|---|---|---|---|---|---|
| MW-13 | 7/10/2006 | 2289.75 | 150.28 | 150.48 | 0.20 | 2139.27 | 2139.42 |
| MW-13 | 8/4/2006 | 2289.75 | 149.70 | 150.10 | 0.40 | 2139.65 | 2139.95 |
| MW-13 | 8/14/2006 | 2289.75 | 150.42 | 150.95 | 0.53 | 2138.80 | 2139.20 |
| MW-13 | 8/23/2006 | 2289.75 | 150.25 | 150.65 | 0.40 | 2139.10 | 2139.40 |
| MW-13 | 9/19/2006 | 2289.75 | 148.68 | 148.95 | 0.27 | 2140.80 | 2141.00 |
| MW-13 | 10/20/2006 | 2289.75 | 147.99 | 148.38 | 0.39 | 2141.37 | 2141.66 |
| MW-13 | 10/30/2006 | 2289.75 | 148.20 | 148.66 | 0.46 | 2141.09 | 2141.44 |
| MW-13 | 11/17/2006 | 2289.75 | 148.61 | 149.07 | 0.46 | 2140.68 | 2141.03 |
| MW-13 | 1/29/2007 | 2289.75 | 149.83 | 150.37 | 0.54 | 2139.38 | 2139.79 |
| MW-13 | 3/1/2007 | 2289.75 | 150.07 | 150.67 | 0.60 | 2139.08 | 2139.53 |
| MW-13 | 3/28/2007 | 2289.75 | 150.29 | 150.91 | 0.62 | 2138.84 | 2139.31 |
| MW-13 | 4/24/2007 | 2289.75 | 150.48 | 151.11 | 0.63 | 2138.64 | 2139.11 |
| MW-13 | 5/28/2007 | 2289.75 | 150.55 | 151.23 | 0.68 | 2138.52 | 2139.03 |
| MW-13 | 6/27/2007 | 2289.75 | 150.95 | 151.63 | 0.68 | 2138.12 | 2138.63 |
| MW-13 | 7/23/2007 | 2289.75 | 151.22 | 151.84 | 0.62 | 2137.91 | 2138.38 |
| MW-13 | 8/25/2007 | 2289.75 | 150.34 | 150.68 | 0.34 | 2139.07 | 2139.33 |
| MW-13 | 9/25/2007 | 2289.75 | 149.62 | 149.95 | 0.33 | 2139.80 | 2140.05 |
| MW-13 | 10/22/2007 | 2289.75 | 150.12 | 150.55 | 0.43 | 2139.20 | 2139.52 |
| MW-13 | 11/28/2007 | 2289.75 | 151.32 | 151.71 | 0.39 | 2138.04 | 2138.33 |
| MW-13 | 12/31/2007 | 2289.75 | 151.34 | 151.67 | 0.33 | 2138.08 | 2138.33 |
| MW-13 | 1/26/2008 | 2289.75 | 151.12 | 151.31 | 0.19 | 2138.44 | 2138.58 |
| MW-13 | 2/29/2008 | 2289.75 | 151.12 | 151.23 | 0.11 | 2138.52 | 2138.60 |
| MW-13 | 3/31/2008 | 2289.75 | 150.78 | 150.97 | 0.19 | 2138.78 | 2138.92 |
| MW-13 | 4/21/2008 | 2289.75 | 151.06 | 151.23 | 0.17 | 2138.52 | 2138.65 |
| MW-13 | 5/23/2008 | 2289.75 | 151.54 | 151.79 | 0.25 | 2137.96 | 2138.15 |
| MW-13 | 6/25/2008 | 2289.75 | 151.69 | 152.09 | 0.40 | 2137.66 | 2137.96 |
| MW-13 | 7/28/2008 | 2289.75 | 152.08 | 152.50 | 0.42 | 2137.25 | 2137.57 |
| MW-13 | 8/25/2008 | 2289.75 | NP | 150.27 | NP | 2139.48 | 2139.48 |
| MW-13 | 9/30/2008 | 2289.75 | NP | 148.50 | NP | 2141.25 | 2141.25 |
| MW-13 | 11/26/2008 | 2289.75 | NP | 149.63 | NP | 2140.12 | 2140.12 |
| MW-13 | 12/23/2008 | 2289.75 | NP | 150.06 | NP | 2139.69 | 2139.69 |
| MW-13 | 1/26/2009 | 2289.75 | NP | 150.20 | NP | 2139.55 | 2139.55 |
| MW-13 | 2/27/2009 | 2289.75 | NP | 150.30 | NP | 2139.45 | 2139.45 |
| MW-13 | 3/26/2009 | 2289.75 | NP | 150.65 | NP | 2139.10 | 2139.10 |
| MW-13 | 4/27/2009 | 2289.75 | NP | 150.75 | NP | 2139.00 | 2139.00 |
| MW-13 | 5/20/2009 | 2289.75 | NP | 151.13 | NP | 2138.62 | 2138.62 |
| MW-13 | 6/16/2009 | 2289.75 | NP | 151.83 | NP | 2137.92 | 2137.92 |
| MW-13 | 7/20/2009 | 2289.75 | 152.22 | 152.24 | 0.02 | 2137.51 | 2137.53 |
| MW-13 | 8/31/2009 | 2289.75 | NP | 152.62 | NP | 2137.13 | 2137.13 |
| MW-13 | 9/29/2009 | 2289.75 | NP | 152.82 | NP | 2136.93 | 2136.93 |
| MW-13 | 10/22/2009 | 2289.75 | NP | 152.86 | NP | 2136.89 | 2136.89 |
| MW-13 | 11/25/2009 | 2289.75 | NP | 153.20 | NP | 2136.55 | 2136.55 |
| MW-13 | 12/14/2009 | 2289.75 | NP | 153.35 | NP | 2136.40 | 2136.40 |
| MW-13 | 1/18/2010 | 2289.75 | NP | 153.22 | NP | 2136.53 | 2136.53 |
| MW-13 | 2/26/2010 | 2289.75 | NP | 153.26 | NP | 2136.49 | 2136.49 |
| MW-13 | 3/22/2010 | 2289.75 | NP | 152.81 | NP | 2136.94 | 2136.94 |

| Well ID | Measurement Date | Measuring Point Elevation (ft amsl) | Depth to LNAPL (ft btoc) | Depth to Water (ft btoc) | Apparent LNAPL Thickness (ft) | Uncorrected Groundwater Elevation (ft amsl) | Potentiometric Surface Elevation (ft amsl) |
|---|---|---|---|---|---|---|---|
| MW-13 | 4/12/2010 | 2289.75 | NP | 152.35 | NP | 2137.40 | 2137.40 |
| MW-13 | 5/27/2010 | 2289.75 | NP | 152.90 | NP | 2136.85 | 2136.85 |
| MW-13 | 6/22/2010 | 2289.75 | NP | 153.27 | NP | 2136.48 | 2136.48 |
| MW-13 | 7/12/2010 | 2289.75 | 153.54 | 153.55 | 0.01 | 2136.20 | 2136.21 |
| MW-13 | 8/26/2010 | 2289.75 | NP | 153.89 | NP | 2135.86 | 2135.86 |
| MW-13 | 9/22/2010 | 2289.75 | NP | 153.29 | NP | 2136.46 | 2136.46 |
| MW-13 | 10/5/2010 | 2289.75 | NP | 153.12 | NP | 2136.63 | 2136.63 |
| MW-13 | 10/18/2010 | 2289.75 | NP | 152.92 | NP | 2136.83 | 2136.83 |
| MW-13 | 11/30/2010 | 2289.75 | NP | 153.44 | NP | 2136.31 | 2136.31 |
| MW-13 | 12/21/2010 | 2289.75 | NP | 153.81 | NP | 2135.94 | 2135.94 |
| MW-13 | 1/10/2011 | 2289.75 | NP | 153.50 | NP | 2136.25 | 2136.25 |
| MW-13 | 2/17/2011 | 2289.75 | NP | 153.99 | NP | 2135.76 | 2135.76 |
| MW-13 | 3/25/2011 | 2289.75 | NP | 153.93 | NP | 2135.82 | 2135.82 |
| MW-13 | 4/11/2011 | 2289.75 | NP | 154.15 | NP | 2135.60 | 2135.60 |
| MW-13 | 5/9/2011 | 2289.75 | NP | 154.35 | NP | 2135.40 | 2135.40 |
| MW-13 | 6/29/2011 | 2289.75 | NP | 155.53 | NP | 2134.22 | 2134.22 |
| MW-13 | 7/11/2011 | 2289.75 | NP | 155.33 | NP | 2134.42 | 2134.42 |
| MW-13 | 8/31/2011 | 2289.75 | NP | 155.91 | NP | 2133.84 | 2133.84 |
| MW-13 | 9/28/2011 | 2289.75 | NP | 155.92 | NP | 2133.83 | 2133.83 |
| MW-13 | 10/10/2011 | 2289.75 | NP | 155.09 | NP | 2134.66 | 2134.66 |
| MW-13 | 11/16/2011 | 2289.75 | NP | 155.06 | NP | 2134.69 | 2134.69 |
| MW-13 | 12/29/2011 | 2289.75 | NP | 155.06 | NP | 2134.69 | 2134.69 |
| MW-13 | 1/16/2012 | 2289.75 | NP | 155.01 | NP | 2134.74 | 2134.74 |
| MW-13 | 2/28/2012 | 2289.75 | NP | 154.82 | NP | 2134.93 | 2134.93 |
| MW-13 | 3/30/2012 | 2289.75 | NP | 155.06 | NP | 2134.69 | 2134.69 |
| MW-13 | 4/2/2012 | 2289.75 | NP | 155.15 | NP | 2134.60 | 2134.60 |
| MW-13 | 5/30/2012 | 2289.75 | NP | 156.04 | NP | 2133.71 | 2133.71 |
| MW-13 | 6/29/2012 | 2289.75 | NP | 156.38 | NP | 2133.37 | 2133.37 |
| MW-13 | 7/9/2012 | 2289.75 | NP | 156.37 | NP | 2133.38 | 2133.38 |
| MW-13 | 8/29/2012 | 2289.75 | NP | 155.87 | NP | 2133.88 | 2133.88 |
| MW-13 | 9/25/2012 | 2289.75 | NP | 155.36 | NP | 2134.39 | 2134.39 |
| MW-13 | 10/22/2012 | 2289.75 | NP | 155.53 | NP | 2134.22 | 2134.22 |
| MW-13 | 11/15/2012 | 2289.75 | NP | 156.04 | NP | 2133.71 | 2133.71 |
| MW-13 | 12/13/2012 | 2289.75 | NP | 156.41 | NP | 2133.34 | 2133.34 |
| MW-13 | 1/21/2013 | 2289.75 | NP | 156.47 | NP | 2133.28 | 2133.28 |
| MW-13 | 2/13/2013 | 2289.75 | NP | 156.77 | NP | 2132.98 | 2132.98 |
| MW-13 | 3/21/2013 | 2289.75 | NP | 156.63 | NP | 2133.12 | 2133.12 |
| MW-13 | 4/15/2013 | 2289.75 | NP | 156.79 | NP | 2132.96 | 2132.96 |
| MW-13 | 5/23/2013 | 2289.75 | NP | 156.99 | NP | 2132.76 | 2132.76 |
| MW-13 | 6/26/2013 | 2289.75 | NP | 157.34 | NP | 2132.41 | 2132.41 |
| MW-13 | 7/8/2013 | 2289.75 | NP | 157.45 | NP | 2132.30 | 2132.30 |
| MW-13 | 8/8/2013 | 2289.75 | NP | 157.60 | NP | 2132.15 | 2132.15 |
| MW-13 | 9/5/2013 | 2289.75 | NP | 157.43 | NP | 2132.32 | 2132.32 |
| MW-13 | 10/3/2013 | 2289.75 | NP | 157.66 | NP | 2132.09 | 2132.09 |
| MW-13 | 11/27/2013 | 2289.75 | NP | 157.82 | NP | 2131.93 | 2131.93 |
| MW-13 | 12/31/2013 | 2289.75 | NP | 157.76 | NP | 2131.99 | 2131.99 |

| Well ID | Measurement Date | Measuring Point Elevation (ft amsl) | Depth to LNAPL (ft btoc) | Depth to Water (ft btoc) | Apparent LNAPL Thickness (ft) | Uncorrected Groundwater Elevation (ft amsl) | Potentiometric Surface Elevation (ft amsl) |
|---|---|---|---|---|---|---|---|
| MW-13 | 1/10/2014 | 2289.75 | NP | 158.03 | NP | 2131.72 | 2131.72 |
| MW-13 | 2/18/2014 | 2289.75 | NP | 158.07 | NP | 2131.68 | 2131.68 |
| MW-13 | 3/12/2014 | 2289.75 | NP | 158.14 | NP | 2131.61 | 2131.61 |
| MW-13 | 4/17/2014 | 2289.75 | NP | 158.40 | NP | 2131.35 | 2131.35 |
| MW-13 | 5/22/2014 | 2289.75 | NP | 158.73 | NP | 2131.02 | 2131.02 |
| MW-13 | 6/20/2014 | 2289.75 | NP | 159.05 | NP | 2130.70 | 2130.70 |
| MW-13 | 7/14/2014 | 2289.75 | NP | 159.26 | NP | 2130.49 | 2130.49 |
| MW-13 | 8/14/2014 | 2289.75 | NP | 159.71 | NP | 2130.04 | 2130.04 |
| MW-13 | 9/10/2014 | 2289.75 | NP | 159.41 | NP | 2130.34 | 2130.34 |
| MW-13 | 10/1/2014 | 2289.75 | NP | 158.66 | NP | 2131.09 | 2131.09 |
| MW-13 | 11/18/2014 | 2289.75 | NP | 158.29 | NP | 2131.46 | 2131.46 |
| MW-13 | 12/16/2014 | 2289.75 | NP | 158.34 | NP | 2131.41 | 2131.41 |
| MW-13 | 1/19/2015 | 2289.75 | NP | 158.15 | NP | 2131.60 | 2131.60 |
| MW-13 | 2/19/2015 | 2289.75 | NP | 157.90 | NP | 2131.85 | 2131.85 |
| MW-13 | 3/26/2015 | 2289.75 | NP | 157.60 | NP | 2132.15 | 2132.15 |
| MW-13 | 4/16/2015 | 2289.75 | NP | 157.50 | NP | 2132.25 | 2132.25 |
| MW-13 | 5/19/2015 | 2289.75 | NP | 157.81 | NP | 2131.94 | 2131.94 |
| MW-13 | 6/22/2015 | 2289.75 | NP | 158.33 | NP | 2131.42 | 2131.42 |
| MW-13 | 1/5/2016 | 2289.75 | NP | 156.84 | NP | 2132.91 | 2132.91 |
| MW-13 | 2/10/2016 | 2289.75 | NP | 156.46 | NP | 2133.29 | 2133.29 |
| MW-13 | 3/2/2016 | 2289.75 | NP | 156.29 | NP | 2133.46 | 2133.46 |
| MW-13 | 4/4/2016 | 2289.75 | NP | 155.15 | NP | 2134.60 | 2134.60 |
| MW-13 | 5/10/2016 | 2289.75 | NP | 155.92 | NP | 2133.83 | 2133.83 |
| MW-13 | 6/28/2016 | 2289.75 | NP | 156.30 | NP | 2133.45 | 2133.45 |
| MW-13 | 7/25/2016 | 2289.75 | NP | 155.63 | NP | 2134.12 | 2134.12 |
| MW-13 | 8/31/2016 | 2289.75 | NP | 155.41 | NP | 2134.34 | 2134.34 |
| MW-13 | 9/30/2016 | 2289.75 | NP | 154.82 | NP | 2134.93 | 2134.93 |
| MW-13 | 10/10/2016 | 2289.75 | NP | 154.84 | NP | 2134.91 | 2134.91 |
| MW-13 | 11/21/2016 | 2289.75 | NP | 154.94 | NP | 2134.81 | 2134.81 |
| MW-13 | 12/27/2016 | 2289.75 | NP | 154.87 | NP | 2134.88 | 2134.88 |
| MW-13 | 1/23/2017 | 2289.75 | NP | 154.75 | NP | 2135.00 | 2135.00 |
| MW-13 | 2/28/2017 | 2289.75 | NP | 154.48 | NP | 2135.27 | 2135.27 |
| MW-13 | 3/31/2017 | 2289.75 | NP | 154.29 | NP | 2135.46 | 2135.46 |
| MW-13 | 4/21/2017 | 2289.75 | NP | 154.09 | NP | 2135.66 | 2135.66 |
| MW-13 | 5/16/2017 | 2289.75 | NP | 154.11 | NP | 2135.64 | 2135.64 |
| MW-13 | 6/13/2017 | 2289.75 | NP | 154.25 | NP | 2135.50 | 2135.50 |
| MW-13 | 7/10/2017 | 2289.75 | NP | 154.50 | NP | 2135.25 | 2135.25 |
| MW-13 | 8/17/2017 | 2289.75 | NP | 152.71 | NP | 2137.04 | 2137.04 |
| MW-13 | 9/20/2017 | 2289.75 | NP | 151.53 | NP | 2138.22 | 2138.22 |
| MW-13 | 10/26/2017 | 2289.75 | NP | 151.97 | NP | 2137.78 | 2137.78 |
| MW-13 | 11/30/2017 | 2289.75 | NP | 152.06 | NP | 2137.69 | 2137.69 |
| MW-13 | 12/12/2017 | 2289.75 | NP | 152.09 | NP | 2137.66 | 2137.66 |
| MW-13 | 1/31/2018 | 2289.75 | NP | 152.02 | NP | 2137.73 | 2137.73 |
| MW-13 | 2/21/2018 | 2289.75 | NP | 151.86 | NP | 2137.89 | 2137.89 |
| MW-13 | 3/26/2018 | 2289.75 | NP | 151.67 | NP | 2138.08 | 2138.08 |
| MW-13 | 4/10/2018 | 2289.75 | NP | 155.09 | NP | 2134.66 | 2134.66 |

| Well ID | Measurement Date | Measuring Point Elevation (ft amsl) | Depth to LNAPL (ft btoc) | Depth to Water (ft btoc) | Apparent LNAPL Thickness (ft) | Uncorrected Groundwater Elevation (ft amsl) | Potentiometric Surface Elevation (ft amsl) |
|---|---|---|---|---|---|---|---|
| MW-13 | 5/23/2018 | 2289.75 | NP | 151.67 | NP | 2138.08 | 2138.08 |
| MW-13 | 6/27/2018 | 2289.75 | NP | 151.93 | NP | 2137.82 | 2137.82 |
| MW-13 | 7/16/2018 | 2289.75 | NP | 151.46 | NP | 2138.29 | 2138.29 |
| MW-13 | 8/23/2018 | 2289.75 | NP | 151.64 | NP | 2138.11 | 2138.11 |
| MW-13 | 9/27/2018 | 2289.75 | NP | 150.55 | NP | 2139.20 | 2139.20 |
| MW-13 | 10/22/2018 | 2289.75 | NP | 150.01 | NP | 2139.74 | 2139.74 |
| MW-13 | 11/28/2018 | 2289.75 | NP | 149.11 | NP | 2140.64 | 2140.64 |
| MW-13 | 12/27/2018 | 2289.75 | NP | 148.98 | NP | 2140.77 | 2140.77 |
| MW-13 | 1/16/2019 | 2289.75 | NP | 149.07 | NP | 2140.68 | 2140.68 |
| MW-13 | 2/26/2019 | 2289.75 | NP | 148.51 | NP | 2141.24 | 2141.24 |
| MW-13 | 3/27/2019 | 2289.75 | NP | 148.19 | NP | 2141.56 | 2141.56 |
| MW-13 | 4/8/2019 | 2289.75 | NP | 147.95 | NP | 2141.80 | 2141.80 |
| MW-13 | 5/8/2019 | 2289.75 | NP | 147.74 | NP | 2142.01 | 2142.01 |
| MW-13 | 6/20/2019 | 2289.75 | NP | 147.89 | NP | 2141.86 | 2141.86 |
| MW-13 | 7/25/2019 | 2289.75 | NP | 147.80 | NP | 2141.95 | 2141.95 |
| MW-13 | 8/18/2019 | 2289.75 | NP | 147.95 | NP | 2141.80 | 2141.80 |
| MW-13 | 9/24/2019 | 2289.75 | NP | 148.05 | NP | 2141.70 | 2141.70 |
| MW-13 | 10/17/2019 | 2289.75 | NP | 148.39 | NP | 2141.36 | 2141.36 |
| MW-13 | 11/27/2019 | 2289.75 | NP | 148.29 | NP | 2141.46 | 2141.46 |
| MW-13 | 12/17/2019 | 2289.75 | NP | 148.21 | NP | 2141.54 | 2141.54 |
| MW-13 | 1/24/2020 | 2289.75 | NP | 147.62 | NP | 2142.13 | 2142.13 |
| MW-13 | 2/16/2020 | 2289.75 | NP | 147.18 | NP | 2142.57 | 2142.57 |
| MW-13 | 3/10/2020 | 2289.75 | NP | 147.22 | NP | 2142.53 | 2142.53 |
| MW-13 | 4/2/2020 | 2289.75 | NP | 147.55 | NP | 2142.20 | 2142.20 |
| MW-13 | 5/18/2020 | 2289.75 | NP | 147.71 | NP | 2142.04 | 2142.04 |
| MW-13 | 6/25/2020 | 2289.75 | NP | 148.11 | NP | 2141.64 | 2141.64 |
| MW-13 | 7/7/2020 | 2289.75 | NP | 148.36 | NP | 2141.39 | 2141.39 |
| MW-13 | 8/31/2020 | 2289.75 | NP | 149.27 | NP | 2140.48 | 2140.48 |
| MW-13 | 9/16/2020 | 2289.75 | NP | 149.65 | NP | 2140.10 | 2140.10 |
| MW-13 | 10/30/2020 | 2289.75 | NP | 150.88 | NP | 2138.87 | 2138.87 |
| MW-13 | 11/30/2020 | 2289.75 | NP | 152.10 | NP | 2137.65 | 2137.65 |
| MW-13 | 12/31/2020 | 2289.75 | NP | 152.32 | NP | 2137.43 | 2137.43 |
| MW-13 | 1/20/2021 | 2289.75 | NP | 152.92 | NP | 2136.83 | 2136.83 |
| MW-13 | 3/1/2021 | 2289.75 | NP | 153.84 | NP | 2135.91 | 2135.91 |
| MW-13 | 3/27/2021 | 2289.75 | NP | 154.20 | NP | 2135.55 | 2135.55 |
| MW-13 | 4/9/2021 | 2289.75 | NP | 154.34 | NP | 2135.41 | 2135.41 |
| MW-13 | 5/25/2021 | 2289.75 | NP | 155.06 | NP | 2134.69 | 2134.69 |
| MW-13 | 6/15/2021 | 2289.75 | NP | 155.22 | NP | 2134.53 | 2134.53 |
| MW-13 | 7/8/2021 | 2289.75 | NP | 155.77 | NP | 2133.98 | 2133.98 |
| MW-13 | 8/30/2021 | 2289.75 | NP | 154.52 | NP | 2135.23 | 2135.23 |
| MW-13 | 9/28/2021 | 2289.75 | NP | 152.98 | NP | 2136.77 | 2136.77 |
| MW-13 | 10/18/2021 | 2289.75 | NP | 153.09 | NP | 2136.66 | 2136.66 |
| MW-13 | 11/24/2021 | 2289.75 | NP | 153.82 | NP | 2135.93 | 2135.93 |
| MW-13 | 12/21/2021 | 2289.75 | NP | 154.05 | NP | 2135.70 | 2135.70 |
| MW-13 | 1/26/2022 | 2289.75 | NP | 154.22 | NP | 2135.53 | 2135.53 |
| MW-13 | 2/21/2022 | 2289.75 | NP | 154.45 | NP | 2135.30 | 2135.30 |

| Well ID | Measurement Date | Measuring Point Elevation (ft amsl) | Depth to LNAPL (ft btoc) | Depth to Water (ft btoc) | Apparent LNAPL Thickness (ft) | Uncorrected Groundwater Elevation (ft amsl) | Potentiometric Surface Elevation (ft amsl) |
|---|---|---|---|---|---|---|---|
| MW-13 | 3/16/2022 | 2289.75 | NP | 154.63 | NP | 2135.12 | 2135.12 |
| MW-13 | 4/6/2022 | 2289.75 | NP | 154.81 | NP | 2134.94 | 2134.94 |
| MW-13 | 5/2/2022 | 2289.75 | NP | 155.18 | NP | 2134.57 | 2134.57 |
| MW-13 | 6/17/2022 | 2289.75 | NP | 155.54 | NP | 2134.21 | 2134.21 |
| MW-13 | 7/15/2022 | 2289.75 | NP | 155.69 | NP | 2134.06 | 2134.06 |
| MW-13 | 8/17/2022 | 2289.75 | NP | 156.03 | NP | 2133.72 | 2133.72 |
| MW-13 | 9/8/2022 | 2289.75 | NP | 155.79 | NP | 2133.96 | 2133.96 |
| MW-13 | 10/13/2022 | 2289.75 | NP | 154.99 | NP | 2134.76 | 2134.76 |
| MW-13 | 11/2/2022 | 2289.75 | NP | 154.58 | NP | 2135.17 | 2135.17 |
| MW-13 | 12/12/2022 | 2289.75 | NP | 154.42 | NP | 2135.33 | 2135.33 |
| MW-13 | 1/10/2023 | 2289.75 | NP | 154.49 | NP | 2135.26 | 2135.26 |
| MW-13 | 2/27/2023 | 2289.75 | NP | 154.18 | NP | 2135.57 | 2135.57 |
| MW-13 | 3/27/2023 | 2289.75 | NP | 154.20 | NP | 2135.55 | 2135.55 |
| MW-13 | 4/25/2023 | 2289.75 | NP | 153.67 | NP | 2136.08 | 2136.08 |
| MW-13 | 5/30/2023 | 2289.75 | NP | 153.50 | NP | 2136.25 | 2136.25 |
| MW-13 | 6/6/2023 | 2289.75 | NP | 153.13 | NP | 2136.62 | 2136.62 |
| MW-13 | 8/15/2023 | 2289.75 | NP | 153.39 | NP | 2136.36 | 2136.36 |
| MW-13 | 9/20/2023 | 2289.75 | NP | 153.35 | NP | 2136.40 | 2136.40 |
| MW-13 | 10/31/2023 | 2289.75 | NP | 153.28 | NP | 2136.47 | 2136.47 |
| MW-13 | 11/14/2023 | 2289.75 | NP | 153.18 | NP | 2136.57 | 2136.57 |
| MW-13 | 12/21/2023 | 2289.75 | NP | 153.41 | NP | 2136.34 | 2136.34 |
| MW-13 | 2/28/2024 | 2289.75 | NP | 151.88 | NP | 2137.87 | 2137.87 |
| MW-13 | 3/28/2024 | 2289.75 | NP | 151.12 | NP | 2138.63 | 2138.63 |
| MW-13 | 4/30/2024 | 2289.75 | NP | 149.34 | NP | 2140.41 | 2140.41 |
| MW-13 | 5/23/2024 | 2289.75 | NP | 148.89 | NP | 2140.86 | 2140.86 |
| MW-13 | 6/26/2024 | 2289.75 | NP | 149.95 | NP | 2139.80 | 2139.80 |
| MW-14 | 11/20/2003 | 2290.49 | NP | 143.61 | NP | 2146.88 | 2146.88 |
| MW-14 | 11/24/2003 | 2290.49 | NP | 143.57 | NP | 2146.92 | 2146.92 |
| MW-14 | 11/26/2003 | 2290.49 | NP | 143.62 | NP | 2146.87 | 2146.87 |
| MW-14 | 12/1/2003 | 2290.49 | NP | 143.54 | NP | 2146.95 | 2146.95 |
| MW-14 | 1/19/2004 | 2290.49 | NP | 144.25 | NP | 2146.24 | 2146.24 |
| MW-14 | 1/26/2004 | 2290.49 | NP | 144.32 | NP | 2146.17 | 2146.17 |
| MW-14 | 1/28/2004 | 2290.49 | NP | 144.39 | NP | 2146.10 | 2146.10 |
| MW-14 | 2/5/2004 | 2290.49 | NP | 144.50 | NP | 2145.99 | 2145.99 |
| MW-14 | 2/12/2004 | 2290.49 | NP | 144.51 | NP | 2145.98 | 2145.98 |
| MW-14 | 2/12/2004 | 2290.49 | NP | 144.51 | NP | 2145.98 | 2145.98 |
| MW-14 | 2/23/2004 | 2290.49 | NP | 144.57 | NP | 2145.92 | 2145.92 |
| MW-14 | 3/2/2004 | 2290.49 | NP | 144.57 | NP | 2145.92 | 2145.92 |
| MW-14 | 3/8/2004 | 2290.49 | NP | 144.57 | NP | 2145.92 | 2145.92 |
| MW-14 | 3/15/2004 | 2290.49 | NP | 144.65 | NP | 2145.84 | 2145.84 |
| MW-14 | 3/22/2004 | 2290.49 | NP | 144.67 | NP | 2145.82 | 2145.82 |
| MW-14 | 3/29/2004 | 2290.49 | NP | 144.70 | NP | 2145.79 | 2145.79 |
| MW-14 | 4/5/2004 | 2290.49 | NP | 144.75 | NP | 2145.74 | 2145.74 |
| MW-14 | 4/12/2004 | 2290.49 | NP | 144.76 | NP | 2145.73 | 2145.73 |
| MW-14 | 4/19/2004 | 2290.49 | NP | 144.78 | NP | 2145.71 | 2145.71 |
| MW-14 | 4/26/2004 | 2290.49 | NP | 144.80 | NP | 2145.69 | 2145.69 |

| Well ID | Measurement Date | Measuring Point Elevation (ft amsl) | Depth to LNAPL (ft btoc) | Depth to Water (ft btoc) | Apparent LNAPL Thickness (ft) | Uncorrected Groundwater Elevation (ft amsl) | Potentiometric Surface Elevation (ft amsl) |
|---|---|---|---|---|---|---|---|
| MW-14 | 5/3/2004 | 2290.49 | NP | 144.89 | NP | 2145.60 | 2145.60 |
| MW-14 | 5/10/2004 | 2290.49 | NP | 144.90 | NP | 2145.59 | 2145.59 |
| MW-14 | 5/17/2004 | 2290.49 | NP | 144.86 | NP | 2145.63 | 2145.63 |
| MW-14 | 5/24/2004 | 2290.49 | NP | 144.92 | NP | 2145.57 | 2145.57 |
| MW-14 | 5/31/2004 | 2290.49 | NP | 144.93 | NP | 2145.56 | 2145.56 |
| MW-14 | 6/7/2004 | 2290.49 | NP | 145.01 | NP | 2145.48 | 2145.48 |
| MW-14 | 6/14/2004 | 2290.49 | NP | 145.13 | NP | 2145.36 | 2145.36 |
| MW-14 | 6/21/2004 | 2290.49 | NP | 145.22 | NP | 2145.27 | 2145.27 |
| MW-14 | 6/28/2004 | 2290.49 | NP | 145.39 | NP | 2145.10 | 2145.10 |
| MW-14 | 7/6/2004 | 2290.49 | NP | 145.52 | NP | 2144.97 | 2144.97 |
| MW-14 | 7/12/2004 | 2290.49 | NP | 145.63 | NP | 2144.86 | 2144.86 |
| MW-14 | 7/19/2004 | 2290.49 | NP | 145.75 | NP | 2144.74 | 2144.74 |
| MW-14 | 7/26/2004 | 2290.49 | NP | 145.85 | NP | 2144.64 | 2144.64 |
| MW-14 | 8/9/2004 | 2290.49 | NP | 146.16 | NP | 2144.33 | 2144.33 |
| MW-14 | 8/16/2004 | 2290.49 | NP | 146.26 | NP | 2144.23 | 2144.23 |
| MW-14 | 8/23/2004 | 2290.49 | NP | 146.35 | NP | 2144.14 | 2144.14 |
| MW-14 | 8/30/2004 | 2290.49 | NP | 146.50 | NP | 2143.99 | 2143.99 |
| MW-14 | 9/8/2004 | 2290.49 | NP | 146.55 | NP | 2143.94 | 2143.94 |
| MW-14 | 9/13/2004 | 2290.49 | NP | 146.70 | NP | 2143.79 | 2143.79 |
| MW-14 | 9/20/2004 | 2290.49 | NP | 146.79 | NP | 2143.70 | 2143.70 |
| MW-14 | 9/27/2004 | 2290.49 | NP | 146.89 | NP | 2143.60 | 2143.60 |
| MW-14 | 10/18/2004 | 2290.49 | NP | 147.10 | NP | 2143.39 | 2143.39 |
| MW-14 | 10/25/2004 | 2290.49 | NP | 147.12 | NP | 2143.37 | 2143.37 |
| MW-14 | 11/1/2004 | 2290.49 | NP | 147.24 | NP | 2143.25 | 2143.25 |
| MW-14 | 11/8/2004 | 2290.49 | NP | 147.36 | NP | 2143.13 | 2143.13 |
| MW-14 | 11/15/2004 | 2290.49 | NP | 147.41 | NP | 2143.08 | 2143.08 |
| MW-14 | 11/30/2004 | 2290.49 | NP | 147.51 | NP | 2142.98 | 2142.98 |
| MW-14 | 12/6/2004 | 2290.49 | NP | 147.74 | NP | 2142.75 | 2142.75 |
| MW-14 | 12/13/2004 | 2290.49 | NP | 147.75 | NP | 2142.74 | 2142.74 |
| MW-14 | 12/20/2004 | 2290.49 | NP | 147.75 | NP | 2142.74 | 2142.74 |
| MW-14 | 1/4/2005 | 2290.49 | NP | 147.91 | NP | 2142.58 | 2142.58 |
| MW-14 | 1/10/2005 | 2290.49 | NP | 147.86 | NP | 2142.63 | 2142.63 |
| MW-14 | 1/17/2005 | 2290.49 | NP | 147.80 | NP | 2142.69 | 2142.69 |
| MW-14 | 1/24/2005 | 2290.49 | NP | 147.89 | NP | 2142.60 | 2142.60 |
| MW-14 | 1/31/2005 | 2290.49 | NP | 147.90 | NP | 2142.59 | 2142.59 |
| MW-14 | 2/23/2005 | 2290.49 | NP | 147.83 | NP | 2142.66 | 2142.66 |
| MW-14 | 3/2/2005 | 2290.49 | NP | 147.97 | NP | 2142.52 | 2142.52 |
| MW-14 | 3/9/2005 | 2290.49 | NP | 147.92 | NP | 2142.57 | 2142.57 |
| MW-14 | 3/14/2005 | 2290.49 | NP | 147.93 | NP | 2142.56 | 2142.56 |
| MW-14 | 3/21/2005 | 2290.49 | NP | 147.83 | NP | 2142.66 | 2142.66 |
| MW-14 | 3/27/2005 | 2290.49 | NP | 147.60 | NP | 2142.89 | 2142.89 |
| MW-14 | 4/18/2005 | 2290.49 | NP | 147.83 | NP | 2142.66 | 2142.66 |
| MW-14 | 4/25/2005 | 2290.49 | NP | 147.82 | NP | 2142.67 | 2142.67 |
| MW-14 | 5/2/2005 | 2290.49 | NP | 147.81 | NP | 2142.68 | 2142.68 |
| MW-14 | 5/10/2005 | 2290.49 | NP | 147.83 | NP | 2142.66 | 2142.66 |
| MW-14 | 5/16/2005 | 2290.49 | NP | 147.85 | NP | 2142.64 | 2142.64 |

| Well ID | Measurement Date | Measuring Point Elevation (ft amsl) | Depth to LNAPL (ft btoc) | Depth to Water (ft btoc) | Apparent LNAPL Thickness (ft) | Uncorrected Groundwater Elevation (ft amsl) | Potentiometric Surface Elevation (ft amsl) |
|---|---|---|---|---|---|---|---|
| MW-14 | 5/23/2005 | 2290.49 | NP | 148.05 | NP | 2142.44 | 2142.44 |
| MW-14 | 5/30/2005 | 2290.49 | NP | 148.10 | NP | 2142.39 | 2142.39 |
| MW-14 | 6/6/2005 | 2290.49 | NP | 148.19 | NP | 2142.30 | 2142.30 |
| MW-14 | 6/13/2005 | 2290.49 | NP | 148.25 | NP | 2142.24 | 2142.24 |
| MW-14 | 6/20/2005 | 2290.49 | NP | 148.24 | NP | 2142.25 | 2142.25 |
| MW-14 | 6/27/2005 | 2290.49 | NP | 148.37 | NP | 2142.12 | 2142.12 |
| MW-14 | 7/11/2005 | 2290.49 | NP | 148.54 | NP | 2141.95 | 2141.95 |
| MW-14 | 7/18/2005 | 2290.49 | NP | 148.64 | NP | 2141.85 | 2141.85 |
| MW-14 | 7/25/2005 | 2290.49 | NP | 148.63 | NP | 2141.86 | 2141.86 |
| MW-14 | 8/1/2005 | 2290.49 | NP | 148.80 | NP | 2141.69 | 2141.69 |
| MW-14 | 8/8/2005 | 2290.49 | NP | 148.87 | NP | 2141.62 | 2141.62 |
| MW-14 | 8/15/2005 | 2290.49 | NP | 148.89 | NP | 2141.60 | 2141.60 |
| MW-14 | 8/22/2005 | 2290.49 | NP | 148.90 | NP | 2141.59 | 2141.59 |
| MW-14 | 8/29/2005 | 2290.49 | NP | 148.73 | NP | 2141.76 | 2141.76 |
| MW-14 | 9/7/2005 | 2290.49 | NP | 148.29 | NP | 2142.20 | 2142.20 |
| MW-14 | 9/12/2005 | 2290.49 | NP | 147.95 | NP | 2142.54 | 2142.54 |
| MW-14 | 9/19/2005 | 2290.49 | NP | 147.60 | NP | 2142.89 | 2142.89 |
| MW-14 | 9/26/2005 | 2290.49 | NP | 147.47 | NP | 2143.02 | 2143.02 |
| MW-14 | 10/3/2005 | 2290.49 | NP | 147.55 | NP | 2142.94 | 2142.94 |
| MW-14 | 10/10/2005 | 2290.49 | NP | 147.74 | NP | 2142.75 | 2142.75 |
| MW-14 | 10/17/2005 | 2290.49 | NP | 147.90 | NP | 2142.59 | 2142.59 |
| MW-14 | 10/24/2005 | 2290.49 | NP | 148.02 | NP | 2142.47 | 2142.47 |
| MW-14 | 10/31/2005 | 2290.49 | NP | 148.27 | NP | 2142.22 | 2142.22 |
| MW-14 | 11/7/2005 | 2290.49 | NP | 148.44 | NP | 2142.05 | 2142.05 |
| MW-14 | 11/14/2005 | 2290.49 | NP | 148.55 | NP | 2141.94 | 2141.94 |
| MW-14 | 11/21/2005 | 2290.49 | NP | 148.75 | NP | 2141.74 | 2141.74 |
| MW-14 | 12/5/2005 | 2290.49 | NP | 148.90 | NP | 2141.59 | 2141.59 |
| MW-14 | 12/19/2005 | 2290.49 | NP | 148.96 | NP | 2141.53 | 2141.53 |
| MW-14 | 1/9/2006 | 2290.49 | NP | 149.11 | NP | 2141.38 | 2141.38 |
| MW-14 | 1/16/2006 | 2290.49 | NP | 149.19 | NP | 2141.30 | 2141.30 |
| MW-14 | 1/30/2006 | 2290.49 | NP | 149.21 | NP | 2141.28 | 2141.28 |
| MW-14 | 2/13/2006 | 2290.49 | NP | 149.29 | NP | 2141.20 | 2141.20 |
| MW-14 | 2/27/2006 | 2290.49 | NP | 149.35 | NP | 2141.14 | 2141.14 |
| MW-14 | 3/6/2006 | 2290.49 | NP | 149.37 | NP | 2141.12 | 2141.12 |
| MW-14 | 3/13/2006 | 2290.49 | NP | 149.39 | NP | 2141.10 | 2141.10 |
| MW-14 | 3/20/2006 | 2290.49 | NP | 149.42 | NP | 2141.07 | 2141.07 |
| MW-14 | 3/27/2006 | 2290.49 | NP | 149.41 | NP | 2141.08 | 2141.08 |
| MW-14 | 4/3/2006 | 2290.49 | NP | 149.45 | NP | 2141.04 | 2141.04 |
| MW-14 | 4/10/2006 | 2290.49 | NP | 149.52 | NP | 2140.97 | 2140.97 |
| MW-14 | 4/17/2006 | 2290.49 | NP | 149.56 | NP | 2140.93 | 2140.93 |
| MW-14 | 4/24/2006 | 2290.49 | NP | 149.59 | NP | 2140.90 | 2140.90 |
| MW-14 | 5/1/2006 | 2290.49 | NP | 149.61 | NP | 2140.88 | 2140.88 |
| MW-14 | 5/15/2006 | 2290.49 | NP | 149.23 | NP | 2141.26 | 2141.26 |
| MW-14 | 5/22/2006 | 2290.49 | NP | 149.69 | NP | 2140.80 | 2140.80 |
| MW-14 | 5/30/2006 | 2290.49 | NP | 149.80 | NP | 2140.69 | 2140.69 |
| MW-14 | 6/5/2006 | 2290.49 | NP | 149.92 | NP | 2140.57 | 2140.57 |

| Well ID | Measurement Date | Measuring Point Elevation (ft amsl) | Depth to LNAPL (ft btoc) | Depth to Water (ft btoc) | Apparent LNAPL Thickness (ft) | Uncorrected Groundwater Elevation (ft amsl) | Potentiometric Surface Elevation (ft amsl) |
|---|---|---|---|---|---|---|---|
| MW-14 | 6/12/2006 | 2290.49 | NP | 150.00 | NP | 2140.49 | 2140.49 |
| MW-14 | 6/26/2006 | 2290.49 | NP | 150.17 | NP | 2140.32 | 2140.32 |
| MW-14 | 7/10/2006 | 2290.49 | NP | 150.31 | NP | 2140.18 | 2140.18 |
| MW-14 | 8/2/2006 | 2290.49 | NP | 150.55 | NP | 2139.94 | 2139.94 |
| MW-14 | 8/14/2006 | 2290.49 | NP | 150.57 | NP | 2139.92 | 2139.92 |
| MW-14 | 8/23/2006 | 2290.49 | NP | 150.46 | NP | 2140.03 | 2140.03 |
| MW-14 | 9/19/2006 | 2290.49 | NP | 148.95 | NP | 2141.54 | 2141.54 |
| MW-14 | 10/20/2006 | 2290.49 | NP | 148.11 | NP | 2142.38 | 2142.38 |
| MW-14 | 10/30/2006 | 2290.49 | NP | 148.42 | NP | 2142.07 | 2142.07 |
| MW-14 | 11/17/2006 | 2290.49 | NP | 148.82 | NP | 2141.67 | 2141.67 |
| MW-14 | 1/31/2007 | 2290.49 | NP | 150.09 | NP | 2140.40 | 2140.40 |
| MW-14 | 3/1/2007 | 2290.49 | NP | 150.28 | NP | 2140.21 | 2140.21 |
| MW-14 | 3/28/2007 | 2290.49 | NP | 150.49 | NP | 2140.00 | 2140.00 |
| MW-14 | 4/24/2007 | 2290.49 | NP | 150.68 | NP | 2139.81 | 2139.81 |
| MW-14 | 5/29/2007 | 2290.49 | NP | 150.81 | NP | 2139.68 | 2139.68 |
| MW-14 | 6/27/2007 | 2290.49 | NP | 151.16 | NP | 2139.33 | 2139.33 |
| MW-14 | 7/23/2007 | 2290.49 | NP | 151.45 | NP | 2139.04 | 2139.04 |
| MW-14 | 9/25/2007 | 2290.49 | NP | 149.92 | NP | 2140.57 | 2140.57 |
| MW-14 | 10/22/2007 | 2290.49 | NP | 150.39 | NP | 2140.10 | 2140.10 |
| MW-14 | 11/28/2007 | 2290.49 | NP | 151.44 | NP | 2139.05 | 2139.05 |
| MW-14 | 12/31/2007 | 2290.49 | NP | 151.50 | NP | 2138.99 | 2138.99 |
| MW-14 | 1/26/2008 | 2290.49 | NP | 151.27 | NP | 2139.22 | 2139.22 |
| MW-14 | 2/29/2008 | 2290.49 | NP | 151.35 | NP | 2139.14 | 2139.14 |
| MW-14 | 3/31/2008 | 2290.49 | NP | 150.91 | NP | 2139.58 | 2139.58 |
| MW-14 | 4/21/2008 | 2290.49 | NP | 151.05 | NP | 2139.44 | 2139.44 |
| MW-14 | 5/23/2008 | 2290.49 | NP | 151.53 | NP | 2138.96 | 2138.96 |
| MW-14 | 6/25/2008 | 2290.49 | NP | 151.80 | NP | 2138.69 | 2138.69 |
| MW-14 | 7/28/2008 | 2290.49 | NP | 152.16 | NP | 2138.33 | 2138.33 |
| MW-14 | 8/25/2008 | 2290.49 | NP | 150.63 | NP | 2139.86 | 2139.86 |
| MW-14 | 9/30/2008 | 2290.49 | NP | 148.85 | NP | 2141.64 | 2141.64 |
| MW-14 | 10/13/2008 | 2290.49 | NP | 148.93 | NP | 2141.56 | 2141.56 |
| MW-14 | 11/26/2008 | 2290.49 | NP | 149.78 | NP | 2140.71 | 2140.71 |
| MW-14 | 12/23/2008 | 2290.49 | NP | 150.21 | NP | 2140.28 | 2140.28 |
| MW-14 | 1/26/2009 | 2290.49 | NP | 150.33 | NP | 2140.16 | 2140.16 |
| MW-14 | 2/27/2009 | 2290.49 | NP | 150.39 | NP | 2140.10 | 2140.10 |
| MW-14 | 3/26/2009 | 2290.49 | NP | 150.68 | NP | 2139.81 | 2139.81 |
| MW-14 | 4/27/2009 | 2290.49 | NP | 150.80 | NP | 2139.69 | 2139.69 |
| MW-14 | 5/20/2009 | 2290.49 | NP | 151.16 | NP | 2139.33 | 2139.33 |
| MW-14 | 6/16/2009 | 2290.49 | NP | 151.80 | NP | 2138.69 | 2138.69 |
| MW-14 | 7/20/2009 | 2290.49 | NP | 152.25 | NP | 2138.24 | 2138.24 |
| MW-14 | 8/31/2009 | 2290.49 | NP | 152.67 | NP | 2137.82 | 2137.82 |
| MW-14 | 9/29/2009 | 2290.49 | NP | 152.73 | NP | 2137.76 | 2137.76 |
| MW-14 | 10/22/2009 | 2290.49 | NP | 152.94 | NP | 2137.55 | 2137.55 |
| MW-14 | 11/25/2009 | 2290.49 | NP | 153.23 | NP | 2137.26 | 2137.26 |
| MW-14 | 12/14/2009 | 2290.49 | NP | 153.23 | NP | 2137.26 | 2137.26 |
| MW-14 | 1/18/2010 | 2290.49 | NP | 153.28 | NP | 2137.21 | 2137.21 |

| Well ID | Measurement Date | Measuring Point Elevation (ft amsl) | Depth to LNAPL (ft btoc) | Depth to Water (ft btoc) | Apparent LNAPL Thickness (ft) | Uncorrected Groundwater Elevation (ft amsl) | Potentiometric Surface Elevation (ft amsl) |
|---|---|---|---|---|---|---|---|
| MW-14 | 2/26/2010 | 2290.49 | NP | 153.09 | NP | 2137.40 | 2137.40 |
| MW-14 | 3/22/2010 | 2290.49 | NP | 152.61 | NP | 2137.88 | 2137.88 |
| MW-14 | 4/12/2010 | 2290.49 | NP | 152.48 | NP | 2138.01 | 2138.01 |
| MW-14 | 5/27/2010 | 2290.49 | NP | 152.96 | NP | 2137.53 | 2137.53 |
| MW-14 | 6/22/2010 | 2290.49 | NP | 153.27 | NP | 2137.22 | 2137.22 |
| MW-14 | 7/12/2010 | 2290.49 | NP | 153.56 | NP | 2136.93 | 2136.93 |
| MW-14 | 8/26/2010 | 2290.49 | NP | 153.99 | NP | 2136.50 | 2136.50 |
| MW-14 | 9/22/2010 | 2290.49 | NP | 153.51 | NP | 2136.98 | 2136.98 |
| MW-14 | 10/5/2010 | 2290.49 | NP | 153.27 | NP | 2137.22 | 2137.22 |
| MW-14 | 10/18/2010 | 2290.49 | NP | 153.18 | NP | 2137.31 | 2137.31 |
| MW-14 | 12/21/2010 | 2290.49 | NP | 153.63 | NP | 2136.86 | 2136.86 |
| MW-14 | 1/10/2011 | 2290.49 | NP | 153.57 | NP | 2136.92 | 2136.92 |
| MW-14 | 3/25/2011 | 2290.49 | NP | 153.95 | NP | 2136.54 | 2136.54 |
| MW-14 | 4/11/2011 | 2290.49 | NP | 154.17 | NP | 2136.32 | 2136.32 |
| MW-14 | 5/9/2011 | 2290.49 | NP | 154.45 | NP | 2136.04 | 2136.04 |
| MW-14 | 7/11/2011 | 2290.49 | NP | 155.26 | NP | 2135.23 | 2135.23 |
| MW-14 | 8/31/2011 | 2290.49 | NP | 155.91 | NP | 2134.58 | 2134.58 |
| MW-14 | 9/28/2011 | 2290.49 | NP | 155.94 | NP | 2134.55 | 2134.55 |
| MW-14 | 10/10/2011 | 2290.49 | NP | 155.38 | NP | 2135.11 | 2135.11 |
| MW-14 | 11/16/2011 | 2290.49 | NP | 155.06 | NP | 2135.43 | 2135.43 |
| MW-14 | 12/29/2011 | 2290.49 | NP | 155.20 | NP | 2135.29 | 2135.29 |
| MW-14 | 1/16/2012 | 2290.49 | NP | 155.18 | NP | 2135.31 | 2135.31 |
| MW-14 | 2/28/2012 | 2290.49 | NP | 154.88 | NP | 2135.61 | 2135.61 |
| MW-14 | 3/30/2012 | 2290.49 | NP | 155.07 | NP | 2135.42 | 2135.42 |
| MW-14 | 4/2/2012 | 2290.49 | NP | 155.18 | NP | 2135.31 | 2135.31 |
| MW-14 | 5/30/2012 | 2290.49 | NP | 156.01 | NP | 2134.48 | 2134.48 |
| MW-14 | 6/29/2012 | 2290.49 | NP | 156.31 | NP | 2134.18 | 2134.18 |
| MW-14 | 7/9/2012 | 2290.49 | NP | 156.34 | NP | 2134.15 | 2134.15 |
| MW-14 | 8/29/2012 | 2290.49 | NP | 156.02 | NP | 2134.47 | 2134.47 |
| MW-14 | 9/25/2012 | 2290.49 | NP | 155.62 | NP | 2134.87 | 2134.87 |
| MW-14 | 10/22/2012 | 2290.49 | NP | 155.65 | NP | 2134.84 | 2134.84 |
| MW-14 | 11/15/2012 | 2290.49 | NP | 156.11 | NP | 2134.38 | 2134.38 |
| MW-14 | 12/13/2012 | 2290.49 | NP | 156.43 | NP | 2134.06 | 2134.06 |
| MW-14 | 1/21/2013 | 2290.49 | NP | 156.48 | NP | 2134.01 | 2134.01 |
| MW-14 | 2/13/2013 | 2290.49 | NP | 156.56 | NP | 2133.93 | 2133.93 |
| MW-14 | 3/21/2013 | 2290.49 | NP | 156.57 | NP | 2133.92 | 2133.92 |
| MW-14 | 4/15/2013 | 2290.49 | NP | 156.67 | NP | 2133.82 | 2133.82 |
| MW-14 | 5/23/2013 | 2290.49 | NP | 156.89 | NP | 2133.60 | 2133.60 |
| MW-14 | 6/26/2013 | 2290.49 | NP | 157.21 | NP | 2133.28 | 2133.28 |
| MW-14 | 7/8/2013 | 2290.49 | NP | 157.37 | NP | 2133.12 | 2133.12 |
| MW-14 | 8/8/2013 | 2290.49 | NP | 157.52 | NP | 2132.97 | 2132.97 |
| MW-14 | 9/5/2013 | 2290.49 | NP | 157.42 | NP | 2133.07 | 2133.07 |
| MW-14 | 10/3/2013 | 2290.49 | NP | 157.61 | NP | 2132.88 | 2132.88 |
| MW-14 | 11/27/2013 | 2290.49 | NP | 157.80 | NP | 2132.69 | 2132.69 |
| MW-14 | 12/31/2013 | 2290.49 | NP | 157.67 | NP | 2132.82 | 2132.82 |
| MW-14 | 1/10/2014 | 2290.49 | NP | 157.91 | NP | 2132.58 | 2132.58 |

| Well ID | Measurement Date | Measuring Point Elevation (ft amsl) | Depth to LNAPL (ft btoc) | Depth to Water (ft btoc) | Apparent LNAPL Thickness (ft) | Uncorrected Groundwater Elevation (ft amsl) | Potentiometric Surface Elevation (ft amsl) |
|---|---|---|---|---|---|---|---|
| MW-14 | 2/18/2014 | 2290.49 | NP | 157.97 | NP | 2132.52 | 2132.52 |
| MW-14 | 3/12/2014 | 2290.49 | NP | 158.02 | NP | 2132.47 | 2132.47 |
| MW-14 | 4/17/2014 | 2290.49 | NP | 158.22 | NP | 2132.27 | 2132.27 |
| MW-14 | 5/22/2014 | 2290.49 | NP | 158.54 | NP | 2131.95 | 2131.95 |
| MW-14 | 6/20/2014 | 2290.49 | NP | 158.84 | NP | 2131.65 | 2131.65 |
| MW-14 | 7/15/2014 | 2290.49 | NP | 159.15 | NP | 2131.34 | 2131.34 |
| MW-14 | 8/14/2014 | 2290.49 | NP | 159.52 | NP | 2130.97 | 2130.97 |
| MW-14 | 9/10/2014 | 2290.49 | NP | 159.43 | NP | 2131.06 | 2131.06 |
| MW-14 | 10/1/2014 | 2290.49 | NP | 158.69 | NP | 2131.80 | 2131.80 |
| MW-14 | 11/18/2014 | 2290.49 | NP | 158.29 | NP | 2132.20 | 2132.20 |
| MW-14 | 12/16/2014 | 2290.49 | NP | 158.25 | NP | 2132.24 | 2132.24 |
| MW-14 | 1/19/2015 | 2290.49 | NP | 158.05 | NP | 2132.44 | 2132.44 |
| MW-14 | 2/19/2015 | 2290.49 | NP | 157.77 | NP | 2132.72 | 2132.72 |
| MW-14 | 3/26/2015 | 2290.49 | NP | 157.45 | NP | 2133.04 | 2133.04 |
| MW-14 | 4/16/2015 | 2290.49 | NP | 157.31 | NP | 2133.18 | 2133.18 |
| MW-14 | 5/19/2015 | 2290.49 | NP | 157.52 | NP | 2132.97 | 2132.97 |
| MW-14 | 6/22/2015 | 2290.49 | NP | 158.07 | NP | 2132.42 | 2132.42 |
| MW-14 | 1/5/2016 | 2290.49 | NP | 156.69 | NP | 2133.80 | 2133.80 |
| MW-14 | 2/10/2016 | 2290.49 | NP | 155.31 | NP | 2135.18 | 2135.18 |
| MW-14 | 3/2/2016 | 2290.49 | NP | 156.08 | NP | 2134.41 | 2134.41 |
| MW-14 | 4/4/2016 | 2290.49 | NP | 154.89 | NP | 2135.60 | 2135.60 |
| MW-14 | 5/10/2016 | 2290.49 | NP | 155.70 | NP | 2134.79 | 2134.79 |
| MW-14 | 6/28/2016 | 2290.49 | NP | 156.08 | NP | 2134.41 | 2134.41 |
| MW-14 | 7/25/2016 | 2290.49 | NP | 155.35 | NP | 2135.14 | 2135.14 |
| MW-14 | 8/31/2016 | 2290.49 | NP | 155.15 | NP | 2135.34 | 2135.34 |
| MW-14 | 9/30/2016 | 2290.49 | NP | 154.82 | NP | 2135.67 | 2135.67 |
| MW-14 | 10/10/2016 | 2290.49 | NP | 154.83 | NP | 2135.66 | 2135.66 |
| MW-14 | 11/21/2016 | 2290.49 | NP | 154.87 | NP | 2135.62 | 2135.62 |
| MW-14 | 12/27/2016 | 2290.49 | NP | 154.74 | NP | 2135.75 | 2135.75 |
| MW-14 | 1/23/2017 | 2290.49 | NP | 154.58 | NP | 2135.91 | 2135.91 |
| MW-14 | 2/28/2017 | 2290.49 | NP | 154.30 | NP | 2136.19 | 2136.19 |
| MW-14 | 3/31/2017 | 2290.49 | NP | 154.08 | NP | 2136.41 | 2136.41 |
| MW-14 | 4/21/2017 | 2290.49 | NP | 153.91 | NP | 2136.58 | 2136.58 |
| MW-14 | 5/16/2017 | 2290.49 | NP | 153.89 | NP | 2136.60 | 2136.60 |
| MW-14 | 6/13/2017 | 2290.49 | NP | 154.02 | NP | 2136.47 | 2136.47 |
| MW-14 | 7/10/2017 | 2290.49 | NP | 154.24 | NP | 2136.25 | 2136.25 |
| MW-14 | 8/17/2017 | 2290.49 | NP | 153.05 | NP | 2137.44 | 2137.44 |
| MW-14 | 9/20/2017 | 2290.49 | NP | 151.57 | NP | 2138.92 | 2138.92 |
| MW-14 | 10/26/2017 | 2290.49 | NP | 151.89 | NP | 2138.60 | 2138.60 |
| MW-14 | 11/30/2017 | 2290.49 | NP | 151.98 | NP | 2138.51 | 2138.51 |
| MW-14 | 12/12/2017 | 2290.49 | NP | 152.03 | NP | 2138.46 | 2138.46 |
| MW-14 | 1/31/2018 | 2290.49 | NP | 151.93 | NP | 2138.56 | 2138.56 |
| MW-14 | 2/21/2018 | 2290.49 | NP | 151.74 | NP | 2138.75 | 2138.75 |
| MW-14 | 3/26/2018 | 2290.49 | NP | 151.52 | NP | 2138.97 | 2138.97 |
| MW-14 | 4/10/2018 | 2290.49 | NP | 154.94 | NP | 2135.55 | 2135.55 |
| MW-14 | 5/23/2018 | 2290.49 | NP | 151.53 | NP | 2138.96 | 2138.96 |

| Well ID | Measurement Date | Measuring Point Elevation (ft amsl) | Depth to LNAPL (ft btoc) | Depth to Water (ft btoc) | Apparent LNAPL Thickness (ft) | Uncorrected Groundwater Elevation (ft amsl) | Potentiometric Surface Elevation (ft amsl) |
|---|---|---|---|---|---|---|---|
| MW-14 | 6/27/2018 | 2290.49 | NP | 151.79 | NP | 2138.70 | 2138.70 |
| MW-14 | 7/16/2018 | 2290.49 | NP | 151.32 | NP | 2139.17 | 2139.17 |
| MW-14 | 8/23/2018 | 2290.49 | NP | 151.48 | NP | 2139.01 | 2139.01 |
| MW-14 | 9/27/2018 | 2290.49 | NP | 150.50 | NP | 2139.99 | 2139.99 |
| MW-14 | 10/22/2018 | 2290.49 | NP | 150.00 | NP | 2140.49 | 2140.49 |
| MW-14 | 11/28/2018 | 2290.49 | NP | 149.09 | NP | 2141.40 | 2141.40 |
| MW-14 | 12/27/2018 | 2290.49 | NP | 148.92 | NP | 2141.57 | 2141.57 |
| MW-14 | 1/16/2019 | 2290.49 | NP | 148.99 | NP | 2141.50 | 2141.50 |
| MW-14 | 2/26/2019 | 2290.49 | NP | 148.46 | NP | 2142.03 | 2142.03 |
| MW-14 | 3/27/2019 | 2290.49 | NP | 148.13 | NP | 2142.36 | 2142.36 |
| MW-14 | 4/8/2019 | 2290.49 | NP | 147.92 | NP | 2142.57 | 2142.57 |
| MW-14 | 5/8/2019 | 2290.49 | NP | 147.65 | NP | 2142.84 | 2142.84 |
| MW-14 | 6/20/2019 | 2290.49 | NP | 147.78 | NP | 2142.71 | 2142.71 |
| MW-14 | 7/25/2019 | 2290.49 | NP | 147.76 | NP | 2142.73 | 2142.73 |
| MW-14 | 9/24/2019 | 2290.49 | NP | 148.10 | NP | 2142.39 | 2142.39 |
| MW-14 | 10/17/2019 | 2290.49 | NP | 148.44 | NP | 2142.05 | 2142.05 |
| MW-14 | 11/27/2019 | 2290.49 | NP | 148.40 | NP | 2142.09 | 2142.09 |
| MW-14 | 12/17/2019 | 2290.49 | NP | 148.33 | NP | 2142.16 | 2142.16 |
| MW-14 | 1/24/2020 | 2290.49 | NP | 147.76 | NP | 2142.73 | 2142.73 |
| MW-14 | 2/16/2020 | 2290.49 | NP | 147.35 | NP | 2143.14 | 2143.14 |
| MW-14 | 3/10/2020 | 2290.49 | NP | 147.35 | NP | 2143.14 | 2143.14 |
| MW-14 | 4/2/2020 | 2290.49 | NP | 147.60 | NP | 2142.89 | 2142.89 |
| MW-14 | 5/18/2020 | 2290.49 | NP | 147.82 | NP | 2142.67 | 2142.67 |
| MW-14 | 6/25/2020 | 2290.49 | NP | 148.24 | NP | 2142.25 | 2142.25 |
| MW-14 | 7/7/2020 | 2290.49 | NP | 148.46 | NP | 2142.03 | 2142.03 |
| MW-14 | 8/31/2020 | 2290.49 | NP | 149.49 | NP | 2141.00 | 2141.00 |
| MW-14 | 9/16/2020 | 2290.49 | NP | 149.89 | NP | 2140.60 | 2140.60 |
| MW-14 | 10/30/2020 | 2290.49 | NP | 151.12 | NP | 2139.37 | 2139.37 |
| MW-14 | 11/30/2020 | 2290.49 | NP | 152.35 | NP | 2138.14 | 2138.14 |
| MW-14 | 12/31/2020 | 2290.49 | NP | 152.66 | NP | 2137.83 | 2137.83 |
| MW-14 | 1/20/2021 | 2290.49 | NP | 153.25 | NP | 2137.24 | 2137.24 |
| MW-14 | 3/1/2021 | 2290.49 | NP | 154.15 | NP | 2136.34 | 2136.34 |
| MW-14 | 3/27/2021 | 2290.49 | NP | 154.47 | NP | 2136.02 | 2136.02 |
| MW-14 | 4/9/2021 | 2290.49 | NP | 154.54 | NP | 2135.95 | 2135.95 |
| MW-14 | 5/25/2021 | 2290.49 | NP | 155.23 | NP | 2135.26 | 2135.26 |
| MW-14 | 6/15/2021 | 2290.49 | NP | 155.45 | NP | 2135.04 | 2135.04 |
| MW-14 | 7/8/2021 | 2290.49 | NP | 155.94 | NP | 2134.55 | 2134.55 |
| MW-14 | 8/30/2021 | 2290.49 | NP | 155.24 | NP | 2135.25 | 2135.25 |
| MW-14 | 9/28/2021 | 2290.49 | NP | 153.53 | NP | 2136.96 | 2136.96 |
| MW-14 | 10/18/2021 | 2290.49 | NP | 153.50 | NP | 2136.99 | 2136.99 |
| MW-14 | 11/24/2021 | 2290.49 | NP | 154.09 | NP | 2136.40 | 2136.40 |
| MW-14 | 12/21/2021 | 2290.49 | NP | 154.29 | NP | 2136.20 | 2136.20 |
| MW-14 | 1/26/2022 | 2290.49 | NP | 154.52 | NP | 2135.97 | 2135.97 |
| MW-14 | 2/21/2022 | 2290.49 | NP | 154.72 | NP | 2135.77 | 2135.77 |
| MW-14 | 3/16/2022 | 2290.49 | NP | 154.89 | NP | 2135.60 | 2135.60 |
| MW-14 | 4/6/2022 | 2290.49 | NP | 155.06 | NP | 2135.43 | 2135.43 |

| Well ID | Measurement Date | Measuring Point Elevation (ft amsl) | Depth to LNAPL (ft btoc) | Depth to Water (ft btoc) | Apparent LNAPL Thickness (ft) | Uncorrected Groundwater Elevation (ft amsl) | Potentiometric Surface Elevation (ft amsl) |
|---|---|---|---|---|---|---|---|
| MW-14 | 5/2/2022 | 2290.49 | NP | 155.42 | NP | 2135.07 | 2135.07 |
| MW-14 | 6/17/2022 | 2290.49 | NP | 155.79 | NP | 2134.70 | 2134.70 |
| MW-14 | 7/15/2022 | 2290.49 | NP | 155.95 | NP | 2134.54 | 2134.54 |
| MW-14 | 8/17/2022 | 2290.49 | NP | 156.30 | NP | 2134.19 | 2134.19 |
| MW-14 | 9/8/2022 | 2290.49 | NP | 156.20 | NP | 2134.29 | 2134.29 |
| MW-14 | 10/13/2022 | 2290.49 | NP | 155.37 | NP | 2135.12 | 2135.12 |
| MW-14 | 11/2/2022 | 2290.49 | NP | 155.01 | NP | 2135.48 | 2135.48 |
| MW-14 | 12/12/2022 | 2290.49 | NP | 154.40 | NP | 2136.09 | 2136.09 |
| MW-14 | 1/10/2023 | 2290.49 | NP | 154.81 | NP | 2135.68 | 2135.68 |
| MW-14 | 2/27/2023 | 2290.49 | NP | 154.55 | NP | 2135.94 | 2135.94 |
| MW-14 | 3/27/2023 | 2290.49 | NP | 154.61 | NP | 2135.88 | 2135.88 |
| MW-14 | 4/25/2023 | 2290.49 | NP | 154.12 | NP | 2136.37 | 2136.37 |
| MW-14 | 5/30/2023 | 2290.49 | NP | 153.90 | NP | 2136.59 | 2136.59 |
| MW-14 | 6/6/2023 | 2290.49 | NP | 155.02 | NP | 2135.47 | 2135.47 |
| MW-14 | 8/15/2023 | 2290.49 | NP | 153.73 | NP | 2136.76 | 2136.76 |
| MW-14 | 9/20/2023 | 2290.49 | NP | 153.69 | NP | 2136.80 | 2136.80 |
| MW-14 | 10/31/2023 | 2290.49 | NP | 153.57 | NP | 2136.92 | 2136.92 |
| MW-14 | 11/14/2023 | 2290.49 | NP | 153.51 | NP | 2136.98 | 2136.98 |
| MW-14 | 12/21/2023 | 2290.49 | NP | 153.79 | NP | 2136.70 | 2136.70 |
| MW-14 | 2/28/2024 | 2290.49 | NP | 152.33 | NP | 2138.16 | 2138.16 |
| MW-14 | 3/28/2024 | 2290.49 | NP | 151.68 | NP | 2138.81 | 2138.81 |
| MW-14 | 4/30/2024 | 2290.49 | NP | 150.79 | NP | 2139.70 | 2139.70 |
| MW-14 | 5/23/2024 | 2290.49 | NP | 150.38 | NP | 2140.11 | 2140.11 |
| MW-14 | 6/26/2024 | 2290.49 | NP | 150.31 | NP | 2140.18 | 2140.18 |
| MW-15 | 11/20/2003 | 2291.28 | NP | 143.23 | NP | 2148.05 | 2148.05 |
| MW-15 | 11/24/2003 | 2291.28 | NP | 143.28 | NP | 2148.00 | 2148.00 |
| MW-15 | 11/26/2003 | 2291.28 | NP | 143.30 | NP | 2147.98 | 2147.98 |
| MW-15 | 12/1/2003 | 2291.28 | NP | 143.30 | NP | 2147.98 | 2147.98 |
| MW-15 | 1/26/2004 | 2291.28 | NP | 143.70 | NP | 2147.58 | 2147.58 |
| MW-15 | 1/28/2004 | 2291.28 | NP | 143.70 | NP | 2147.58 | 2147.58 |
| MW-15 | 2/5/2004 | 2291.28 | NP | 143.87 | NP | 2147.41 | 2147.41 |
| MW-15 | 2/12/2004 | 2291.28 | NP | 143.89 | NP | 2147.39 | 2147.39 |
| MW-15 | 2/23/2004 | 2291.28 | NP | 143.93 | NP | 2147.35 | 2147.35 |
| MW-15 | 3/2/2004 | 2291.28 | NP | 143.93 | NP | 2147.35 | 2147.35 |
| MW-15 | 3/8/2004 | 2291.28 | NP | 143.93 | NP | 2147.35 | 2147.35 |
| MW-15 | 3/15/2004 | 2291.28 | NP | 144.11 | NP | 2147.17 | 2147.17 |
| MW-15 | 3/22/2004 | 2291.28 | NP | 144.11 | NP | 2147.17 | 2147.17 |
| MW-15 | 3/29/2004 | 2291.28 | NP | 144.17 | NP | 2147.11 | 2147.11 |
| MW-15 | 4/5/2004 | 2291.28 | NP | 144.22 | NP | 2147.06 | 2147.06 |
| MW-15 | 4/12/2004 | 2291.28 | NP | 144.24 | NP | 2147.04 | 2147.04 |
| MW-15 | 4/19/2004 | 2291.28 | NP | 144.28 | NP | 2147.00 | 2147.00 |
| MW-15 | 4/26/2004 | 2291.28 | NP | 144.29 | NP | 2146.99 | 2146.99 |
| MW-15 | 5/3/2004 | 2291.28 | NP | 144.29 | NP | 2146.99 | 2146.99 |
| MW-15 | 5/10/2004 | 2291.28 | NP | 144.31 | NP | 2146.97 | 2146.97 |
| MW-15 | 5/17/2004 | 2291.28 | NP | 144.38 | NP | 2146.90 | 2146.90 |
| MW-15 | 5/24/2004 | 2291.28 | NP | 144.42 | NP | 2146.86 | 2146.86 |

| Well ID | Measurement Date | Measuring Point Elevation (ft amsl) | Depth to LNAPL (ft btoc) | Depth to Water (ft btoc) | Apparent LNAPL Thickness (ft) | Uncorrected Groundwater Elevation (ft amsl) | Potentiometric Surface Elevation (ft amsl) |
|---|---|---|---|---|---|---|---|
| MW-15 | 5/31/2004 | 2291.28 | NP | 144.42 | NP | 2146.86 | 2146.86 |
| MW-15 | 6/7/2004 | 2291.28 | NP | 144.50 | NP | 2146.78 | 2146.78 |
| MW-15 | 6/14/2004 | 2291.28 | NP | 144.59 | NP | 2146.69 | 2146.69 |
| MW-15 | 6/21/2004 | 2291.28 | NP | 144.72 | NP | 2146.56 | 2146.56 |
| MW-15 | 6/28/2004 | 2291.28 | NP | 144.85 | NP | 2146.43 | 2146.43 |
| MW-15 | 7/6/2004 | 2291.28 | NP | 144.96 | NP | 2146.32 | 2146.32 |
| MW-15 | 7/12/2004 | 2291.28 | NP | 145.07 | NP | 2146.21 | 2146.21 |
| MW-15 | 7/19/2004 | 2291.28 | NP | 145.19 | NP | 2146.09 | 2146.09 |
| MW-15 | 7/26/2004 | 2291.28 | NP | 145.27 | NP | 2146.01 | 2146.01 |
| MW-15 | 8/2/2004 | 2291.28 | NP | 145.40 | NP | 2145.88 | 2145.88 |
| MW-15 | 8/9/2004 | 2291.28 | NP | 145.55 | NP | 2145.73 | 2145.73 |
| MW-15 | 8/16/2004 | 2291.28 | NP | 145.68 | NP | 2145.60 | 2145.60 |
| MW-15 | 8/23/2004 | 2291.28 | NP | 145.78 | NP | 2145.50 | 2145.50 |
| MW-15 | 8/30/2004 | 2291.28 | NP | 145.91 | NP | 2145.37 | 2145.37 |
| MW-15 | 9/8/2004 | 2291.28 | NP | 145.96 | NP | 2145.32 | 2145.32 |
| MW-15 | 9/13/2004 | 2291.28 | NP | 146.10 | NP | 2145.18 | 2145.18 |
| MW-15 | 9/20/2004 | 2291.28 | NP | 146.20 | NP | 2145.08 | 2145.08 |
| MW-15 | 9/27/2004 | 2291.28 | NP | 146.29 | NP | 2144.99 | 2144.99 |
| MW-15 | 10/4/2004 | 2291.28 | NP | 146.36 | NP | 2144.92 | 2144.92 |
| MW-15 | 10/11/2004 | 2291.28 | NP | 146.42 | NP | 2144.86 | 2144.86 |
| MW-15 | 10/18/2004 | 2291.28 | NP | 146.49 | NP | 2144.79 | 2144.79 |
| MW-15 | 10/25/2004 | 2291.28 | NP | 146.49 | NP | 2144.79 | 2144.79 |
| MW-15 | 11/1/2004 | 2291.28 | NP | 146.62 | NP | 2144.66 | 2144.66 |
| MW-15 | 11/8/2004 | 2291.28 | NP | 146.73 | NP | 2144.55 | 2144.55 |
| MW-15 | 11/15/2004 | 2291.28 | NP | 146.76 | NP | 2144.52 | 2144.52 |
| MW-15 | 11/30/2004 | 2291.28 | NP | 146.85 | NP | 2144.43 | 2144.43 |
| MW-15 | 12/6/2004 | 2291.28 | NP | 147.07 | NP | 2144.21 | 2144.21 |
| MW-15 | 12/13/2004 | 2291.28 | NP | 147.15 | NP | 2144.13 | 2144.13 |
| MW-15 | 12/20/2004 | 2291.28 | NP | 147.13 | NP | 2144.15 | 2144.15 |
| MW-15 | 1/4/2005 | 2291.28 | NP | 147.30 | NP | 2143.98 | 2143.98 |
| MW-15 | 1/10/2005 | 2291.28 | NP | 147.29 | NP | 2143.99 | 2143.99 |
| MW-15 | 1/17/2005 | 2291.28 | NP | 147.11 | NP | 2144.17 | 2144.17 |
| MW-15 | 1/24/2005 | 2291.28 | NP | 147.21 | NP | 2144.07 | 2144.07 |
| MW-15 | 1/31/2005 | 2291.28 | NP | 147.69 | NP | 2143.59 | 2143.59 |
| MW-15 | 2/22/2005 | 2291.28 | NP | 147.32 | NP | 2143.96 | 2143.96 |
| MW-15 | 3/2/2005 | 2291.28 | NP | 147.45 | NP | 2143.83 | 2143.83 |
| MW-15 | 3/7/2005 | 2291.28 | NP | 147.43 | NP | 2143.85 | 2143.85 |
| MW-15 | 3/14/2005 | 2291.28 | NP | 147.42 | NP | 2143.86 | 2143.86 |
| MW-15 | 3/21/2005 | 2291.28 | NP | 147.26 | NP | 2144.02 | 2144.02 |
| MW-15 | 3/27/2005 | 2291.28 | NP | 147.16 | NP | 2144.12 | 2144.12 |
| MW-15 | 4/4/2005 | 2291.28 | NP | 147.22 | NP | 2144.06 | 2144.06 |
| MW-15 | 4/11/2005 | 2291.28 | NP | 147.24 | NP | 2144.04 | 2144.04 |
| MW-15 | 4/18/2005 | 2291.28 | NP | 147.39 | NP | 2143.89 | 2143.89 |
| MW-15 | 4/25/2005 | 2291.28 | NP | 147.40 | NP | 2143.88 | 2143.88 |
| MW-15 | 5/2/2005 | 2291.28 | NP | 147.39 | NP | 2143.89 | 2143.89 |
| MW-15 | 5/10/2005 | 2291.28 | NP | 147.41 | NP | 2143.87 | 2143.87 |

| Well ID | Measurement Date | Measuring Point Elevation (ft amsl) | Depth to LNAPL (ft btoc) | Depth to Water (ft btoc) | Apparent LNAPL Thickness (ft) | Uncorrected Groundwater Elevation (ft amsl) | Potentiometric Surface Elevation (ft amsl) |
|---|---|---|---|---|---|---|---|
| MW-15 | 5/16/2005 | 2291.28 | NP | 147.43 | NP | 2143.85 | 2143.85 |
| MW-15 | 5/23/2005 | 2291.28 | NP | 147.54 | NP | 2143.74 | 2143.74 |
| MW-15 | 5/30/2005 | 2291.28 | NP | 147.60 | NP | 2143.68 | 2143.68 |
| MW-15 | 6/6/2005 | 2291.28 | NP | 147.68 | NP | 2143.60 | 2143.60 |
| MW-15 | 6/13/2005 | 2291.28 | NP | 147.74 | NP | 2143.54 | 2143.54 |
| MW-15 | 6/20/2005 | 2291.28 | NP | 147.78 | NP | 2143.50 | 2143.50 |
| MW-15 | 6/27/2005 | 2291.28 | NP | 147.88 | NP | 2143.40 | 2143.40 |
| MW-15 | 7/11/2005 | 2291.28 | NP | 148.05 | NP | 2143.23 | 2143.23 |
| MW-15 | 7/18/2005 | 2291.28 | NP | 148.14 | NP | 2143.14 | 2143.14 |
| MW-15 | 7/25/2005 | 2291.28 | NP | 148.22 | NP | 2143.06 | 2143.06 |
| MW-15 | 8/1/2005 | 2291.28 | NP | 148.29 | NP | 2142.99 | 2142.99 |
| MW-15 | 8/8/2005 | 2291.28 | NP | 148.39 | NP | 2142.89 | 2142.89 |
| MW-15 | 8/15/2005 | 2291.28 | NP | 148.42 | NP | 2142.86 | 2142.86 |
| MW-15 | 8/22/2005 | 2291.28 | NP | 148.42 | NP | 2142.86 | 2142.86 |
| MW-15 | 8/29/2005 | 2291.28 | NP | 148.09 | NP | 2143.19 | 2143.19 |
| MW-15 | 9/7/2005 | 2291.28 | NP | 147.54 | NP | 2143.74 | 2143.74 |
| MW-15 | 9/12/2005 | 2291.28 | NP | 147.23 | NP | 2144.05 | 2144.05 |
| MW-15 | 9/19/2005 | 2291.28 | NP | 147.03 | NP | 2144.25 | 2144.25 |
| MW-15 | 9/26/2005 | 2291.28 | NP | 147.02 | NP | 2144.26 | 2144.26 |
| MW-15 | 10/3/2005 | 2291.28 | NP | 147.13 | NP | 2144.15 | 2144.15 |
| MW-15 | 10/10/2005 | 2291.28 | NP | 147.33 | NP | 2143.95 | 2143.95 |
| MW-15 | 10/17/2005 | 2291.28 | NP | 147.45 | NP | 2143.83 | 2143.83 |
| MW-15 | 10/24/2005 | 2291.28 | NP | 147.60 | NP | 2143.68 | 2143.68 |
| MW-15 | 10/31/2005 | 2291.28 | NP | 147.79 | NP | 2143.49 | 2143.49 |
| MW-15 | 11/7/2005 | 2291.28 | NP | 147.93 | NP | 2143.35 | 2143.35 |
| MW-15 | 11/14/2005 | 2291.28 | NP | 148.06 | NP | 2143.22 | 2143.22 |
| MW-15 | 11/21/2005 | 2291.28 | NP | 148.21 | NP | 2143.07 | 2143.07 |
| MW-15 | 12/5/2005 | 2291.28 | NP | 148.35 | NP | 2142.93 | 2142.93 |
| MW-15 | 12/19/2005 | 2291.28 | NP | 148.40 | NP | 2142.88 | 2142.88 |
| MW-15 | 1/9/2006 | 2291.28 | NP | 148.55 | NP | 2142.73 | 2142.73 |
| MW-15 | 1/16/2006 | 2291.28 | NP | 148.61 | NP | 2142.67 | 2142.67 |
| MW-15 | 1/30/2006 | 2291.28 | NP | 148.68 | NP | 2142.60 | 2142.60 |
| MW-15 | 2/13/2006 | 2291.28 | NP | 148.75 | NP | 2142.53 | 2142.53 |
| MW-15 | 2/27/2006 | 2291.28 | NP | 148.85 | NP | 2142.43 | 2142.43 |
| MW-15 | 3/6/2006 | 2291.28 | NP | 148.86 | NP | 2142.42 | 2142.42 |
| MW-15 | 3/13/2006 | 2291.28 | NP | 148.91 | NP | 2142.37 | 2142.37 |
| MW-15 | 3/20/2006 | 2291.28 | NP | 148.93 | NP | 2142.35 | 2142.35 |
| MW-15 | 3/27/2006 | 2291.28 | NP | 148.95 | NP | 2142.33 | 2142.33 |
| MW-15 | 4/3/2006 | 2291.28 | NP | 148.97 | NP | 2142.31 | 2142.31 |
| MW-15 | 4/10/2006 | 2291.28 | NP | 149.07 | NP | 2142.21 | 2142.21 |
| MW-15 | 4/17/2006 | 2291.28 | NP | 149.11 | NP | 2142.17 | 2142.17 |
| MW-15 | 4/24/2006 | 2291.28 | NP | 149.15 | NP | 2142.13 | 2142.13 |
| MW-15 | 5/1/2006 | 2291.28 | NP | 149.17 | NP | 2142.11 | 2142.11 |
| MW-15 | 5/15/2006 | 2291.28 | NP | 149.23 | NP | 2142.05 | 2142.05 |
| MW-15 | 5/22/2006 | 2291.28 | NP | 149.30 | NP | 2141.98 | 2141.98 |
| MW-15 | 5/30/2006 | 2291.28 | NP | 149.42 | NP | 2141.86 | 2141.86 |

| Well ID | Measurement Date | Measuring Point Elevation (ft amsl) | Depth to LNAPL (ft btoc) | Depth to Water (ft btoc) | Apparent LNAPL Thickness (ft) | Uncorrected Groundwater Elevation (ft amsl) | Potentiometric Surface Elevation (ft amsl) |
|---|---|---|---|---|---|---|---|
| MW-15 | 6/5/2006 | 2291.28 | NP | 149.50 | NP | 2141.78 | 2141.78 |
| MW-15 | 6/12/2006 | 2291.28 | NP | 149.57 | NP | 2141.71 | 2141.71 |
| MW-15 | 6/26/2006 | 2291.28 | NP | 149.74 | NP | 2141.54 | 2141.54 |
| MW-15 | 7/10/2006 | 2291.28 | NP | 149.89 | NP | 2141.39 | 2141.39 |
| MW-15 | 8/1/2006 | 2291.28 | NP | 150.13 | NP | 2141.15 | 2141.15 |
| MW-15 | 8/14/2006 | 2291.28 | NP | 150.11 | NP | 2141.17 | 2141.17 |
| MW-15 | 8/23/2006 | 2291.28 | NP | 149.77 | NP | 2141.51 | 2141.51 |
| MW-15 | 9/19/2006 | 2291.28 | NP | 148.17 | NP | 2143.11 | 2143.11 |
| MW-15 | 10/20/2006 | 2291.28 | NP | 147.73 | NP | 2143.55 | 2143.55 |
| MW-15 | 10/30/2006 | 2291.28 | NP | 147.95 | NP | 2143.33 | 2143.33 |
| MW-15 | 11/17/2006 | 2291.28 | NP | 148.34 | NP | 2142.94 | 2142.94 |
| MW-15 | 1/29/2007 | 2291.28 | NP | 149.52 | NP | 2141.76 | 2141.76 |
| MW-15 | 3/1/2007 | 2291.28 | NP | 149.81 | NP | 2141.47 | 2141.47 |
| MW-15 | 3/28/2007 | 2291.28 | NP | 150.03 | NP | 2141.25 | 2141.25 |
| MW-15 | 4/24/2007 | 2291.28 | NP | 150.12 | NP | 2141.16 | 2141.16 |
| MW-15 | 5/28/2007 | 2291.28 | NP | 150.28 | NP | 2141.00 | 2141.00 |
| MW-15 | 6/27/2007 | 2291.28 | NP | 150.66 | NP | 2140.62 | 2140.62 |
| MW-15 | 7/23/2007 | 2291.28 | NP | 150.91 | NP | 2140.37 | 2140.37 |
| MW-15 | 8/25/2007 | 2291.28 | NP | 149.43 | NP | 2141.85 | 2141.85 |
| MW-15 | 9/25/2007 | 2291.28 | NP | 149.13 | NP | 2142.15 | 2142.15 |
| MW-15 | 10/22/2007 | 2291.28 | NP | 149.72 | NP | 2141.56 | 2141.56 |
| MW-15 | 11/28/2007 | 2291.28 | NP | 150.86 | NP | 2140.42 | 2140.42 |
| MW-15 | 12/31/2007 | 2291.28 | NP | 150.87 | NP | 2140.41 | 2140.41 |
| MW-15 | 1/26/2008 | 2291.28 | NP | 150.67 | NP | 2140.61 | 2140.61 |
| MW-15 | 2/29/2008 | 2291.28 | NP | 150.80 | NP | 2140.48 | 2140.48 |
| MW-15 | 3/31/2008 | 2291.28 | NP | 150.36 | NP | 2140.92 | 2140.92 |
| MW-15 | 4/21/2008 | 2291.28 | NP | 150.65 | NP | 2140.63 | 2140.63 |
| MW-15 | 5/23/2008 | 2291.28 | NP | 151.12 | NP | 2140.16 | 2140.16 |
| MW-15 | 6/25/2008 | 2291.28 | NP | 151.30 | NP | 2139.98 | 2139.98 |
| MW-15 | 7/28/2008 | 2291.28 | NP | 151.56 | NP | 2139.72 | 2139.72 |
| MW-15 | 8/25/2008 | 2291.28 | NP | 149.49 | NP | 2141.79 | 2141.79 |
| MW-15 | 9/30/2008 | 2291.28 | NP | 147.96 | NP | 2143.32 | 2143.32 |
| MW-15 | 10/13/2008 | 2291.28 | NP | 148.16 | NP | 2143.12 | 2143.12 |
| MW-15 | 11/26/2008 | 2291.28 | NP | 149.22 | NP | 2142.06 | 2142.06 |
| MW-15 | 12/23/2008 | 2291.28 | NP | 149.62 | NP | 2141.66 | 2141.66 |
| MW-15 | 1/26/2009 | 2291.28 | NP | 149.82 | NP | 2141.46 | 2141.46 |
| MW-15 | 2/27/2009 | 2291.28 | NP | 149.86 | NP | 2141.42 | 2141.42 |
| MW-15 | 3/26/2009 | 2291.28 | NP | 150.15 | NP | 2141.13 | 2141.13 |
| MW-15 | 4/27/2009 | 2291.28 | NP | 150.29 | NP | 2140.99 | 2140.99 |
| MW-15 | 5/20/2009 | 2291.28 | NP | 150.68 | NP | 2140.60 | 2140.60 |
| MW-15 | 6/16/2009 | 2291.28 | NP | 151.31 | NP | 2139.97 | 2139.97 |
| MW-15 | 7/20/2009 | 2291.28 | NP | 151.77 | NP | 2139.51 | 2139.51 |
| MW-15 | 8/31/2009 | 2291.28 | NP | 151.93 | NP | 2139.35 | 2139.35 |
| MW-15 | 9/29/2009 | 2291.28 | NP | 152.11 | NP | 2139.17 | 2139.17 |
| MW-15 | 10/22/2009 | 2291.28 | NP | 152.25 | NP | 2139.03 | 2139.03 |
| MW-15 | 11/25/2009 | 2291.28 | NP | 152.61 | NP | 2138.67 | 2138.67 |

| Well ID | Measurement Date | Measuring Point Elevation (ft amsl) | Depth to LNAPL (ft btoc) | Depth to Water (ft btoc) | Apparent LNAPL Thickness (ft) | Uncorrected Groundwater Elevation (ft amsl) | Potentiometric Surface Elevation (ft amsl) |
|---|---|---|---|---|---|---|---|
| MW-15 | 12/14/2009 | 2291.28 | NP | 152.70 | NP | 2138.58 | 2138.58 |
| MW-15 | 1/18/2010 | 2291.28 | NP | 152.64 | NP | 2138.64 | 2138.64 |
| MW-15 | 2/26/2010 | 2291.28 | NP | 152.51 | NP | 2138.77 | 2138.77 |
| MW-15 | 3/22/2010 | 2291.28 | NP | 152.03 | NP | 2139.25 | 2139.25 |
| MW-15 | 4/12/2010 | 2291.28 | NP | 151.75 | NP | 2139.53 | 2139.53 |
| MW-15 | 5/27/2010 | 2291.28 | NP | 152.36 | NP | 2138.92 | 2138.92 |
| MW-15 | 6/22/2010 | 2291.28 | NP | 152.71 | NP | 2138.57 | 2138.57 |
| MW-15 | 7/12/2010 | 2291.28 | NP | 153.09 | NP | 2138.19 | 2138.19 |
| MW-15 | 8/26/2010 | 2291.28 | NP | 153.11 | NP | 2138.17 | 2138.17 |
| MW-15 | 9/22/2010 | 2291.28 | NP | 152.57 | NP | 2138.71 | 2138.71 |
| MW-15 | 10/5/2010 | 2291.28 | NP | 152.43 | NP | 2138.85 | 2138.85 |
| MW-15 | 10/18/2010 | 2291.28 | NP | 152.50 | NP | 2138.78 | 2138.78 |
| MW-15 | 11/30/2010 | 2291.28 | NP | 152.88 | NP | 2138.40 | 2138.40 |
| MW-15 | 12/21/2010 | 2291.28 | NP | 153.05 | NP | 2138.23 | 2138.23 |
| MW-15 | 1/10/2011 | 2291.28 | NP | 153.11 | NP | 2138.17 | 2138.17 |
| MW-15 | 2/17/2011 | 2291.28 | NP | 153.41 | NP | 2137.87 | 2137.87 |
| MW-15 | 3/25/2011 | 2291.28 | NP | 153.41 | NP | 2137.87 | 2137.87 |
| MW-15 | 4/11/2011 | 2291.28 | NP | 153.64 | NP | 2137.64 | 2137.64 |
| MW-15 | 5/9/2011 | 2291.28 | NP | 153.94 | NP | 2137.34 | 2137.34 |
| MW-15 | 6/29/2011 | 2291.28 | NP | 154.63 | NP | 2136.65 | 2136.65 |
| MW-15 | 7/11/2011 | 2291.28 | NP | 154.70 | NP | 2136.58 | 2136.58 |
| MW-15 | 8/31/2011 | 2291.28 | NP | 155.13 | NP | 2136.15 | 2136.15 |
| MW-15 | 9/28/2011 | 2291.28 | NP | 154.98 | NP | 2136.30 | 2136.30 |
| MW-15 | 10/10/2011 | 2291.28 | NP | 154.07 | NP | 2137.21 | 2137.21 |
| MW-15 | 11/16/2011 | 2291.28 | NP | 154.23 | NP | 2137.05 | 2137.05 |
| MW-15 | 12/29/2011 | 2291.28 | NP | 154.44 | NP | 2136.84 | 2136.84 |
| MW-15 | 1/16/2012 | 2291.28 | NP | 154.31 | NP | 2136.97 | 2136.97 |
| MW-15 | 2/28/2012 | 2291.28 | NP | 154.17 | NP | 2137.11 | 2137.11 |
| MW-15 | 3/30/2012 | 2291.28 | NP | 154.38 | NP | 2136.90 | 2136.90 |
| MW-15 | 4/2/2012 | 2291.28 | NP | 154.49 | NP | 2136.79 | 2136.79 |
| MW-15 | 5/30/2012 | 2291.28 | NP | 155.31 | NP | 2135.97 | 2135.97 |
| MW-15 | 6/29/2012 | 2291.28 | NP | 155.62 | NP | 2135.66 | 2135.66 |
| MW-15 | 7/9/2012 | 2291.28 | NP | 155.65 | NP | 2135.63 | 2135.63 |
| MW-15 | 8/29/2012 | 2291.28 | NP | 154.90 | NP | 2136.38 | 2136.38 |
| MW-15 | 9/25/2012 | 2291.28 | NP | 154.29 | NP | 2136.99 | 2136.99 |
| MW-15 | 10/22/2012 | 2291.28 | NP | 153.87 | NP | 2137.41 | 2137.41 |
| MW-15 | 11/15/2012 | 2291.28 | NP | 155.20 | NP | 2136.08 | 2136.08 |
| MW-15 | 12/13/2012 | 2291.28 | NP | 155.61 | NP | 2135.67 | 2135.67 |
| MW-15 | 1/21/2013 | 2291.28 | NP | 155.84 | NP | 2135.44 | 2135.44 |
| MW-15 | 2/13/2013 | 2291.28 | NP | 155.83 | NP | 2135.45 | 2135.45 |
| MW-15 | 3/21/2013 | 2291.28 | NP | 155.92 | NP | 2135.36 | 2135.36 |
| MW-15 | 4/15/2013 | 2291.28 | NP | 156.02 | NP | 2135.26 | 2135.26 |
| MW-15 | 5/23/2013 | 2291.28 | NP | 156.27 | NP | 2135.01 | 2135.01 |
| MW-15 | 6/26/2013 | 2291.28 | NP | 156.61 | NP | 2134.67 | 2134.67 |
| MW-15 | 7/8/2013 | 2291.28 | NP | 158.44 | NP | 2132.84 | 2132.84 |
| MW-15 | 8/8/2013 | 2291.28 | NP | 156.90 | NP | 2134.38 | 2134.38 |

| Well ID | Measurement Date | Measuring Point Elevation (ft amsl) | Depth to LNAPL (ft btoc) | Depth to Water (ft btoc) | Apparent LNAPL Thickness (ft) | Uncorrected Groundwater Elevation (ft amsl) | Potentiometric Surface Elevation (ft amsl) |
|---|---|---|---|---|---|---|---|
| MW-15 | 9/5/2013 | 2291.28 | NP | 156.55 | NP | 2134.73 | 2134.73 |
| MW-15 | 10/3/2013 | 2291.28 | NP | 156.83 | NP | 2134.45 | 2134.45 |
| MW-15 | 11/27/2013 | 2291.28 | NP | 157.06 | NP | 2134.22 | 2134.22 |
| MW-15 | 12/31/2013 | 2291.28 | NP | 157.04 | NP | 2134.24 | 2134.24 |
| MW-15 | 1/10/2014 | 2291.28 | NP | 157.24 | NP | 2134.04 | 2134.04 |
| MW-15 | 2/18/2014 | 2291.28 | NP | 157.30 | NP | 2133.98 | 2133.98 |
| MW-15 | 3/12/2014 | 2291.28 | NP | 157.39 | NP | 2133.89 | 2133.89 |
| MW-15 | 4/17/2014 | 2291.28 | NP | 157.67 | NP | 2133.61 | 2133.61 |
| MW-15 | 5/22/2014 | 2291.28 | NP | 158.00 | NP | 2133.28 | 2133.28 |
| MW-15 | 6/20/2014 | 2291.28 | NP | 158.30 | NP | 2132.98 | 2132.98 |
| MW-15 | 7/14/2014 | 2291.28 | NP | 158.55 | NP | 2132.73 | 2132.73 |
| MW-15 | 8/14/2014 | 2291.28 | NP | 158.87 | NP | 2132.41 | 2132.41 |
| MW-15 | 9/10/2014 | 2291.28 | NP | 158.31 | NP | 2132.97 | 2132.97 |
| MW-15 | 10/1/2014 | 2291.28 | NP | 157.38 | NP | 2133.90 | 2133.90 |
| MW-15 | 11/18/2014 | 2291.28 | NP | 157.40 | NP | 2133.88 | 2133.88 |
| MW-15 | 12/16/2014 | 2291.28 | NP | 157.57 | NP | 2133.71 | 2133.71 |
| MW-15 | 1/19/2015 | 2291.28 | NP | 157.40 | NP | 2133.88 | 2133.88 |
| MW-15 | 2/19/2015 | 2291.28 | NP | 157.20 | NP | 2134.08 | 2134.08 |
| MW-15 | 3/26/2015 | 2291.28 | NP | 156.92 | NP | 2134.36 | 2134.36 |
| MW-15 | 4/16/2015 | 2291.28 | NP | 156.90 | NP | 2134.38 | 2134.38 |
| MW-15 | 5/19/2015 | 2291.28 | NP | 157.20 | NP | 2134.08 | 2134.08 |
| MW-15 | 6/22/2015 | 2291.28 | NP | 157.71 | NP | 2133.57 | 2133.57 |
| MW-15 | 1/5/2016 | 2291.28 | NP | 156.28 | NP | 2135.00 | 2135.00 |
| MW-15 | 2/10/2016 | 2291.28 | NP | 155.92 | NP | 2135.36 | 2135.36 |
| MW-15 | 3/2/2016 | 2291.28 | NP | 155.80 | NP | 2135.48 | 2135.48 |
| MW-15 | 4/5/2016 | 2291.28 | NP | 155.64 | NP | 2135.64 | 2135.64 |
| MW-15 | 5/10/2016 | 2291.28 | NP | 155.49 | NP | 2135.79 | 2135.79 |
| MW-15 | 6/28/2016 | 2291.28 | NP | 155.84 | NP | 2135.44 | 2135.44 |
| MW-15 | 7/28/2016 | 2291.28 | NP | 155.18 | NP | 2136.10 | 2136.10 |
| MW-15 | 8/31/2016 | 2291.28 | NP | 154.87 | NP | 2136.41 | 2136.41 |
| MW-15 | 9/30/2016 | 2291.28 | NP | 154.18 | NP | 2137.10 | 2137.10 |
| MW-15 | 10/13/2016 | 2291.28 | NP | 154.19 | NP | 2137.09 | 2137.09 |
| MW-15 | 11/21/2016 | 2291.28 | NP | 154.46 | NP | 2136.82 | 2136.82 |
| MW-15 | 12/27/2016 | 2291.28 | NP | 154.42 | NP | 2136.86 | 2136.86 |
| MW-15 | 1/26/2017 | 2291.28 | NP | 154.31 | NP | 2136.97 | 2136.97 |
| MW-15 | 2/28/2017 | 2291.28 | NP | 154.08 | NP | 2137.20 | 2137.20 |
| MW-15 | 3/31/2017 | 2291.28 | NP | 153.91 | NP | 2137.37 | 2137.37 |
| MW-15 | 4/21/2017 | 2291.28 | NP | 153.77 | NP | 2137.51 | 2137.51 |
| MW-15 | 5/16/2017 | 2291.28 | NP | 153.79 | NP | 2137.49 | 2137.49 |
| MW-15 | 6/13/2017 | 2291.28 | NP | 153.93 | NP | 2137.35 | 2137.35 |
| MW-15 | 7/14/2017 | 2291.28 | NP | 154.21 | NP | 2137.07 | 2137.07 |
| MW-15 | 8/17/2017 | 2291.28 | NP | 151.87 | NP | 2139.41 | 2139.41 |
| MW-15 | 9/20/2017 | 2291.28 | NP | 151.14 | NP | 2140.14 | 2140.14 |
| MW-15 | 10/26/2017 | 2291.28 | NP | 151.56 | NP | 2139.72 | 2139.72 |
| MW-15 | 11/30/2017 | 2291.28 | NP | 151.71 | NP | 2139.57 | 2139.57 |
| MW-15 | 12/12/2017 | 2291.28 | NP | 151.75 | NP | 2139.53 | 2139.53 |

| Well ID | Measurement Date | Measuring Point Elevation (ft amsl) | Depth to LNAPL (ft btoc) | Depth to Water (ft btoc) | Apparent LNAPL Thickness (ft) | Uncorrected Groundwater Elevation (ft amsl) | Potentiometric Surface Elevation (ft amsl) |
|---|---|---|---|---|---|---|---|
| MW-15 | 1/31/2018 | 2291.28 | NP | 151.48 | NP | 2139.80 | 2139.80 |
| MW-15 | 2/21/2018 | 2291.28 | NP | 151.47 | NP | 2139.81 | 2139.81 |
| MW-15 | 3/26/2018 | 2291.28 | NP | 151.44 | NP | 2139.84 | 2139.84 |
| MW-15 | 4/10/2018 | 2291.28 | NP | 151.53 | NP | 2139.75 | 2139.75 |
| MW-15 | 5/23/2018 | 2291.28 | NP | 151.44 | NP | 2139.84 | 2139.84 |
| MW-15 | 6/27/2018 | 2291.28 | NP | 151.54 | NP | 2139.74 | 2139.74 |
| MW-15 | 7/16/2018 | 2291.28 | NP | 151.25 | NP | 2140.03 | 2140.03 |
| MW-15 | 8/23/2018 | 2291.28 | NP | 151.43 | NP | 2139.85 | 2139.85 |
| MW-15 | 9/27/2018 | 2291.28 | NP | 150.18 | NP | 2141.10 | 2141.10 |
| MW-15 | 10/22/2018 | 2291.28 | NP | 149.81 | NP | 2141.47 | 2141.47 |
| MW-15 | 11/28/2018 | 2291.28 | NP | 148.87 | NP | 2142.41 | 2142.41 |
| MW-15 | 12/27/2018 | 2291.28 | NP | 148.84 | NP | 2142.44 | 2142.44 |
| MW-15 | 1/16/2019 | 2291.28 | NP | 148.96 | NP | 2142.32 | 2142.32 |
| MW-15 | 2/26/2019 | 2291.28 | NP | 148.35 | NP | 2142.93 | 2142.93 |
| MW-15 | 3/27/2019 | 2291.28 | NP | 147.94 | NP | 2143.34 | 2143.34 |
| MW-15 | 4/8/2019 | 2291.28 | NP | 147.78 | NP | 2143.50 | 2143.50 |
| MW-15 | 5/8/2019 | 2291.28 | NP | 147.57 | NP | 2143.71 | 2143.71 |
| MW-15 | 6/20/2019 | 2291.28 | NP | 147.73 | NP | 2143.55 | 2143.55 |
| MW-15 | 7/25/2019 | 2291.28 | NP | 147.64 | NP | 2143.64 | 2143.64 |
| MW-15 | 8/18/2019 | 2291.28 | NP | 147.75 | NP | 2143.53 | 2143.53 |
| MW-15 | 9/24/2019 | 2291.28 | NP | 147.76 | NP | 2143.52 | 2143.52 |
| MW-15 | 10/17/2019 | 2291.28 | NP | 147.95 | NP | 2143.33 | 2143.33 |
| MW-15 | 11/27/2019 | 2291.28 | NP | 147.96 | NP | 2143.32 | 2143.32 |
| MW-15 | 12/17/2019 | 2291.28 | NP | 147.89 | NP | 2143.39 | 2143.39 |
| MW-15 | 1/24/2020 | 2291.28 | NP | 147.11 | NP | 2144.17 | 2144.17 |
| MW-15 | 2/16/2020 | 2291.28 | NP | 146.86 | NP | 2144.42 | 2144.42 |
| MW-15 | 3/10/2020 | 2291.28 | NP | 146.89 | NP | 2144.39 | 2144.39 |
| MW-15 | 4/2/2020 | 2291.28 | NP | 147.13 | NP | 2144.15 | 2144.15 |
| MW-15 | 5/18/2020 | 2291.28 | NP | 147.29 | NP | 2143.99 | 2143.99 |
| MW-15 | 6/25/2020 | 2291.28 | NP | 147.61 | NP | 2143.67 | 2143.67 |
| MW-15 | 7/7/2020 | 2291.28 | NP | 147.84 | NP | 2143.44 | 2143.44 |
| MW-15 | 8/31/2020 | 2291.28 | NP | 148.66 | NP | 2142.62 | 2142.62 |
| MW-15 | 9/16/2020 | 2291.28 | NP | 148.95 | NP | 2142.33 | 2142.33 |
| MW-15 | 10/30/2020 | 2291.28 | NP | 149.97 | NP | 2141.31 | 2141.31 |
| MW-15 | 11/30/2020 | 2291.28 | NP | 151.04 | NP | 2140.24 | 2140.24 |
| MW-15 | 12/31/2020 | 2291.28 | NP | 151.28 | NP | 2140.00 | 2140.00 |
| MW-15 | 1/20/2021 | 2291.28 | NP | 151.86 | NP | 2139.42 | 2139.42 |
| MW-15 | 3/1/2021 | 2291.28 | NP | 152.73 | NP | 2138.55 | 2138.55 |
| MW-15 | 3/27/2021 | 2291.28 | NP | 153.11 | NP | 2138.17 | 2138.17 |
| MW-15 | 4/9/2021 | 2291.28 | NP | 153.21 | NP | 2138.07 | 2138.07 |
| MW-15 | 5/25/2021 | 2291.28 | NP | 153.92 | NP | 2137.36 | 2137.36 |
| MW-15 | 6/15/2021 | 2291.28 | NP | 154.10 | NP | 2137.18 | 2137.18 |
| MW-15 | 7/8/2021 | 2291.28 | NP | 154.61 | NP | 2136.67 | 2136.67 |
| MW-15 | 8/30/2021 | 2291.28 | NP | 152.66 | NP | 2138.62 | 2138.62 |
| MW-15 | 9/28/2021 | 2291.28 | NP | 151.61 | NP | 2139.67 | 2139.67 |
| MW-15 | 10/18/2021 | 2291.28 | NP | 151.92 | NP | 2139.36 | 2139.36 |

| Well ID | Measurement Date | Measuring Point Elevation (ft amsl) | Depth to LNAPL (ft btoc) | Depth to Water (ft btoc) | Apparent LNAPL Thickness (ft) | Uncorrected Groundwater Elevation (ft amsl) | Potentiometric Surface Elevation (ft amsl) |
|---|---|---|---|---|---|---|---|
| MW-15 | 11/24/2021 | 2291.28 | NP | 152.67 | NP | 2138.61 | 2138.61 |
| MW-15 | 12/21/2021 | 2291.28 | NP | 152.92 | NP | 2138.36 | 2138.36 |
| MW-15 | 1/26/2022 | 2291.28 | NP | 153.14 | NP | 2138.14 | 2138.14 |
| MW-15 | 2/21/2022 | 2291.28 | NP | 153.33 | NP | 2137.95 | 2137.95 |
| MW-15 | 3/16/2022 | 2291.28 | NP | 153.48 | NP | 2137.80 | 2137.80 |
| MW-15 | 4/6/2022 | 2291.28 | NP | 153.68 | NP | 2137.60 | 2137.60 |
| MW-15 | 5/2/2022 | 2291.28 | NP | 154.06 | NP | 2137.22 | 2137.22 |
| MW-15 | 6/17/2022 | 2291.28 | NP | 154.33 | NP | 2136.95 | 2136.95 |
| MW-15 | 7/15/2022 | 2291.28 | NP | 154.49 | NP | 2136.79 | 2136.79 |
| MW-15 | 8/17/2022 | 2291.28 | NP | 154.82 | NP | 2136.46 | 2136.46 |
| MW-15 | 9/8/2022 | 2291.28 | NP | 154.31 | NP | 2136.97 | 2136.97 |
| MW-15 | 10/13/2022 | 2291.28 | NP | 153.65 | NP | 2137.63 | 2137.63 |
| MW-15 | 11/2/2022 | 2291.28 | NP | 153.20 | NP | 2138.08 | 2138.08 |
| MW-15 | 12/12/2022 | 2291.28 | NP | 153.27 | NP | 2138.01 | 2138.01 |
| MW-15 | 1/10/2023 | 2291.28 | NP | 153.26 | NP | 2138.02 | 2138.02 |
| MW-15 | 2/27/2023 | 2291.28 | NP | 152.98 | NP | 2138.30 | 2138.30 |
| MW-15 | 3/27/2023 | 2291.28 | NP | 155.18 | NP | 2136.10 | 2136.10 |
| MW-15 | 4/25/2023 | 2291.28 | NP | 152.48 | NP | 2138.80 | 2138.80 |
| MW-15 | 5/30/2023 | 2291.28 | NP | 152.39 | NP | 2138.89 | 2138.89 |
| MW-15 | 6/6/2023 | 2291.28 | NP | 151.87 | NP | 2139.41 | 2139.41 |
| MW-15 | 8/15/2023 | 2291.28 | NP | 154.04 | NP | 2137.24 | 2137.24 |
| MW-15 | 9/20/2023 | 2291.28 | NP | 153.98 | NP | 2137.30 | 2137.30 |
| MW-15 | 10/31/2023 | 2291.28 | NP | 153.68 | NP | 2137.60 | 2137.60 |
| MW-15 | 11/14/2023 | 2291.28 | NP | 153.61 | NP | 2137.67 | 2137.67 |
| MW-15 | 12/21/2023 | 2291.28 | NP | 156.94 | NP | 2134.34 | 2134.34 |
| MW-15 | 2/28/2024 | 2291.28 | NP | 150.79 | NP | 2140.49 | 2140.49 |
| MW-15 | 3/28/2024 | 2291.28 | NP | 150.19 | NP | 2141.09 | 2141.09 |
| MW-15 | 4/30/2024 | 2291.28 | NP | 149.40 | NP | 2141.88 | 2141.88 |
| MW-15 | 5/23/2024 | 2291.28 | NP | 149.03 | NP | 2142.25 | 2142.25 |
| MW-15 | 6/26/2024 | 2291.28 | NP | 149.00 | NP | 2142.28 | 2142.28 |
| MW-16 | 11/20/2003 | 2292.34 | NP | 145.80 | NP | 2146.54 | 2146.54 |
| MW-16 | 11/24/2003 | 2292.34 | NP | 145.91 | NP | 2146.43 | 2146.43 |
| MW-16 | 11/26/2003 | 2292.34 | NP | 145.97 | NP | 2146.37 | 2146.37 |
| MW-16 | 12/1/2003 | 2292.34 | NP | 145.90 | NP | 2146.44 | 2146.44 |
| MW-16 | 1/26/2004 | 2292.34 | NP | 146.35 | NP | 2145.99 | 2145.99 |
| MW-16 | 1/29/2004 | 2292.34 | NP | 146.40 | NP | 2145.94 | 2145.94 |
| MW-16 | 2/5/2004 | 2292.34 | NP | 146.51 | NP | 2145.83 | 2145.83 |
| MW-16 | 2/12/2004 | 2292.34 | NP | 146.53 | NP | 2145.81 | 2145.81 |
| MW-16 | 2/23/2004 | 2292.34 | NP | 146.54 | NP | 2145.80 | 2145.80 |
| MW-16 | 3/2/2004 | 2292.34 | NP | 146.54 | NP | 2145.80 | 2145.80 |
| MW-16 | 3/8/2004 | 2292.34 | NP | 146.54 | NP | 2145.80 | 2145.80 |
| MW-16 | 3/15/2004 | 2292.34 | NP | 146.65 | NP | 2145.69 | 2145.69 |
| MW-16 | 3/22/2004 | 2292.34 | NP | 146.65 | NP | 2145.69 | 2145.69 |
| MW-16 | 3/29/2004 | 2292.34 | NP | 146.69 | NP | 2145.65 | 2145.65 |
| MW-16 | 4/5/2004 | 2292.34 | NP | 146.75 | NP | 2145.59 | 2145.59 |
| MW-16 | 4/12/2004 | 2292.34 | NP | 146.75 | NP | 2145.59 | 2145.59 |

| Well ID | Measurement Date | Measuring Point Elevation (ft amsl) | Depth to LNAPL (ft btoc) | Depth to Water (ft btoc) | Apparent LNAPL Thickness (ft) | Uncorrected Groundwater Elevation (ft amsl) | Potentiometric Surface Elevation (ft amsl) |
|---|---|---|---|---|---|---|---|
| MW-16 | 4/19/2004 | 2292.34 | NP | 146.78 | NP | 2145.56 | 2145.56 |
| MW-16 | 4/26/2004 | 2292.34 | NP | 146.81 | NP | 2145.53 | 2145.53 |
| MW-16 | 5/3/2004 | 2292.34 | NP | 146.80 | NP | 2145.54 | 2145.54 |
| MW-16 | 5/10/2004 | 2292.34 | NP | 146.80 | NP | 2145.54 | 2145.54 |
| MW-16 | 5/17/2004 | 2292.34 | NP | 146.86 | NP | 2145.48 | 2145.48 |
| MW-16 | 5/24/2004 | 2292.34 | NP | 146.94 | NP | 2145.40 | 2145.40 |
| MW-16 | 5/31/2004 | 2292.34 | NP | 146.93 | NP | 2145.41 | 2145.41 |
| MW-16 | 6/7/2004 | 2292.34 | NP | 147.02 | NP | 2145.32 | 2145.32 |
| MW-16 | 6/14/2004 | 2292.34 | NP | 147.12 | NP | 2145.22 | 2145.22 |
| MW-16 | 6/21/2004 | 2292.34 | NP | 147.27 | NP | 2145.07 | 2145.07 |
| MW-16 | 6/28/2004 | 2292.34 | NP | 147.40 | NP | 2144.94 | 2144.94 |
| MW-16 | 7/6/2004 | 2292.34 | NP | 147.50 | NP | 2144.84 | 2144.84 |
| MW-16 | 7/12/2004 | 2292.34 | NP | 147.62 | NP | 2144.72 | 2144.72 |
| MW-16 | 7/19/2004 | 2292.34 | NP | 147.73 | NP | 2144.61 | 2144.61 |
| MW-16 | 7/26/2004 | 2292.34 | NP | 147.83 | NP | 2144.51 | 2144.51 |
| MW-16 | 8/2/2004 | 2292.34 | NP | 147.97 | NP | 2144.37 | 2144.37 |
| MW-16 | 8/9/2004 | 2292.34 | NP | 148.11 | NP | 2144.23 | 2144.23 |
| MW-16 | 8/16/2004 | 2292.34 | NP | 148.24 | NP | 2144.10 | 2144.10 |
| MW-16 | 8/23/2004 | 2292.34 | NP | 148.33 | NP | 2144.01 | 2144.01 |
| MW-16 | 8/30/2004 | 2292.34 | NP | 148.48 | NP | 2143.86 | 2143.86 |
| MW-16 | 9/8/2004 | 2292.34 | NP | 148.56 | NP | 2143.78 | 2143.78 |
| MW-16 | 9/13/2004 | 2292.34 | NP | 148.69 | NP | 2143.65 | 2143.65 |
| MW-16 | 9/20/2004 | 2292.34 | NP | 148.79 | NP | 2143.55 | 2143.55 |
| MW-16 | 9/27/2004 | 2292.34 | NP | 148.89 | NP | 2143.45 | 2143.45 |
| MW-16 | 10/4/2004 | 2292.34 | NP | 148.94 | NP | 2143.40 | 2143.40 |
| MW-16 | 10/11/2004 | 2292.34 | NP | 149.04 | NP | 2143.30 | 2143.30 |
| MW-16 | 10/18/2004 | 2292.34 | NP | 149.14 | NP | 2143.20 | 2143.20 |
| MW-16 | 10/25/2004 | 2292.34 | NP | 149.14 | NP | 2143.20 | 2143.20 |
| MW-16 | 11/1/2004 | 2292.34 | NP | 149.27 | NP | 2143.07 | 2143.07 |
| MW-16 | 11/8/2004 | 2292.34 | NP | 149.38 | NP | 2142.96 | 2142.96 |
| MW-16 | 11/15/2004 | 2292.34 | NP | 149.43 | NP | 2142.91 | 2142.91 |
| MW-16 | 11/30/2004 | 2292.34 | NP | 149.48 | NP | 2142.86 | 2142.86 |
| MW-16 | 12/6/2004 | 2292.34 | NP | 149.74 | NP | 2142.60 | 2142.60 |
| MW-16 | 12/13/2004 | 2292.34 | NP | 149.78 | NP | 2142.56 | 2142.56 |
| MW-16 | 12/20/2004 | 2292.34 | NP | 149.75 | NP | 2142.59 | 2142.59 |
| MW-16 | 1/4/2005 | 2292.34 | NP | 149.90 | NP | 2142.44 | 2142.44 |
| MW-16 | 1/10/2005 | 2292.34 | NP | 149.81 | NP | 2142.53 | 2142.53 |
| MW-16 | 1/17/2005 | 2292.34 | NP | 149.69 | NP | 2142.65 | 2142.65 |
| MW-16 | 1/24/2005 | 2292.34 | NP | 149.75 | NP | 2142.59 | 2142.59 |
| MW-16 | 1/31/2005 | 2292.34 | NP | 149.96 | NP | 2142.38 | 2142.38 |
| MW-16 | 2/23/2005 | 2292.34 | NP | 149.77 | NP | 2142.57 | 2142.57 |
| MW-16 | 3/2/2005 | 2292.34 | NP | 149.99 | NP | 2142.35 | 2142.35 |
| MW-16 | 3/7/2005 | 2292.34 | NP | 149.95 | NP | 2142.39 | 2142.39 |
| MW-16 | 3/14/2005 | 2292.34 | NP | 149.94 | NP | 2142.40 | 2142.40 |
| MW-16 | 3/21/2005 | 2292.34 | NP | 149.80 | NP | 2142.54 | 2142.54 |
| MW-16 | 3/27/2005 | 2292.34 | NP | 149.68 | NP | 2142.66 | 2142.66 |

| Well ID | Measurement Date | Measuring Point Elevation (ft amsl) | Depth to LNAPL (ft btoc) | Depth to Water (ft btoc) | Apparent LNAPL Thickness (ft) | Uncorrected Groundwater Elevation (ft amsl) | Potentiometric Surface Elevation (ft amsl) |
|---|---|---|---|---|---|---|---|
| MW-16 | 4/4/2005 | 2292.34 | NP | 149.71 | NP | 2142.63 | 2142.63 |
| MW-16 | 4/11/2005 | 2292.34 | NP | 149.70 | NP | 2142.64 | 2142.64 |
| MW-16 | 4/18/2005 | 2292.34 | NP | 149.84 | NP | 2142.50 | 2142.50 |
| MW-16 | 4/25/2005 | 2292.34 | NP | 149.82 | NP | 2142.52 | 2142.52 |
| MW-16 | 5/2/2005 | 2292.34 | NP | 149.81 | NP | 2142.53 | 2142.53 |
| MW-16 | 5/10/2005 | 2292.34 | NP | 149.84 | NP | 2142.50 | 2142.50 |
| MW-16 | 5/16/2005 | 2292.34 | NP | 149.85 | NP | 2142.49 | 2142.49 |
| MW-16 | 5/23/2005 | 2292.34 | NP | 150.01 | NP | 2142.33 | 2142.33 |
| MW-16 | 5/30/2005 | 2292.34 | NP | 150.05 | NP | 2142.29 | 2142.29 |
| MW-16 | 6/6/2005 | 2292.34 | NP | 150.13 | NP | 2142.21 | 2142.21 |
| MW-16 | 6/13/2005 | 2292.34 | NP | 150.15 | NP | 2142.19 | 2142.19 |
| MW-16 | 6/20/2005 | 2292.34 | NP | 150.20 | NP | 2142.14 | 2142.14 |
| MW-16 | 6/27/2005 | 2292.34 | NP | 150.30 | NP | 2142.04 | 2142.04 |
| MW-16 | 7/11/2005 | 2292.34 | NP | 150.47 | NP | 2141.87 | 2141.87 |
| MW-16 | 7/18/2005 | 2292.34 | NP | 150.55 | NP | 2141.79 | 2141.79 |
| MW-16 | 7/25/2005 | 2292.34 | NP | 150.63 | NP | 2141.71 | 2141.71 |
| MW-16 | 8/1/2005 | 2292.34 | NP | 150.71 | NP | 2141.63 | 2141.63 |
| MW-16 | 8/8/2005 | 2292.34 | NP | 150.78 | NP | 2141.56 | 2141.56 |
| MW-16 | 8/15/2005 | 2292.34 | NP | 150.82 | NP | 2141.52 | 2141.52 |
| MW-16 | 8/22/2005 | 2292.34 | NP | 150.82 | NP | 2141.52 | 2141.52 |
| MW-16 | 8/29/2005 | 2292.34 | NP | 150.65 | NP | 2141.69 | 2141.69 |
| MW-16 | 9/7/2005 | 2292.34 | NP | 150.38 | NP | 2141.96 | 2141.96 |
| MW-16 | 9/12/2005 | 2292.34 | NP | 150.11 | NP | 2142.23 | 2142.23 |
| MW-16 | 9/19/2005 | 2292.34 | NP | 149.83 | NP | 2142.51 | 2142.51 |
| MW-16 | 9/26/2005 | 2292.34 | NP | 149.71 | NP | 2142.63 | 2142.63 |
| MW-16 | 10/3/2005 | 2292.34 | NP | 149.77 | NP | 2142.57 | 2142.57 |
| MW-16 | 10/10/2005 | 2292.34 | NP | 149.90 | NP | 2142.44 | 2142.44 |
| MW-16 | 10/17/2005 | 2292.34 | NP | 150.02 | NP | 2142.32 | 2142.32 |
| MW-16 | 10/24/2005 | 2292.34 | NP | 150.19 | NP | 2142.15 | 2142.15 |
| MW-16 | 10/31/2005 | 2292.34 | NP | 150.34 | NP | 2142.00 | 2142.00 |
| MW-16 | 11/7/2005 | 2292.34 | NP | 150.50 | NP | 2141.84 | 2141.84 |
| MW-16 | 11/14/2005 | 2292.34 | NP | 150.62 | NP | 2141.72 | 2141.72 |
| MW-16 | 11/21/2005 | 2292.34 | NP | 150.75 | NP | 2141.59 | 2141.59 |
| MW-16 | 12/5/2005 | 2292.34 | NP | 150.88 | NP | 2141.46 | 2141.46 |
| MW-16 | 12/19/2005 | 2292.34 | NP | 150.94 | NP | 2141.40 | 2141.40 |
| MW-16 | 1/9/2006 | 2292.34 | NP | 151.10 | NP | 2141.24 | 2141.24 |
| MW-16 | 1/16/2006 | 2292.34 | NP | 151.18 | NP | 2141.16 | 2141.16 |
| MW-16 | 1/30/2006 | 2292.34 | NP | 151.18 | NP | 2141.16 | 2141.16 |
| MW-16 | 2/13/2006 | 2292.34 | NP | 151.26 | NP | 2141.08 | 2141.08 |
| MW-16 | 2/27/2006 | 2292.34 | NP | 151.32 | NP | 2141.02 | 2141.02 |
| MW-16 | 3/6/2006 | 2292.34 | NP | 151.33 | NP | 2141.01 | 2141.01 |
| MW-16 | 3/13/2006 | 2292.34 | NP | 151.36 | NP | 2140.98 | 2140.98 |
| MW-16 | 3/20/2006 | 2292.34 | NP | 151.38 | NP | 2140.96 | 2140.96 |
| MW-16 | 3/27/2006 | 2292.34 | NP | 151.37 | NP | 2140.97 | 2140.97 |
| MW-16 | 4/3/2006 | 2292.34 | NP | 151.41 | NP | 2140.93 | 2140.93 |
| MW-16 | 4/10/2006 | 2292.34 | NP | 151.47 | NP | 2140.87 | 2140.87 |

| Well ID | Measurement Date | Measuring Point Elevation (ft amsl) | Depth to LNAPL (ft btoc) | Depth to Water (ft btoc) | Apparent LNAPL Thickness (ft) | Uncorrected Groundwater Elevation (ft amsl) | Potentiometric Surface Elevation (ft amsl) |
|---|---|---|---|---|---|---|---|
| MW-16 | 4/17/2006 | 2292.34 | NP | 151.50 | NP | 2140.84 | 2140.84 |
| MW-16 | 4/24/2006 | 2292.34 | NP | 151.54 | NP | 2140.80 | 2140.80 |
| MW-16 | 5/1/2006 | 2292.34 | NP | 151.56 | NP | 2140.78 | 2140.78 |
| MW-16 | 5/15/2006 | 2292.34 | NP | 151.59 | NP | 2140.75 | 2140.75 |
| MW-16 | 5/22/2006 | 2292.34 | NP | 151.62 | NP | 2140.72 | 2140.72 |
| MW-16 | 5/30/2006 | 2292.34 | NP | 151.75 | NP | 2140.59 | 2140.59 |
| MW-16 | 6/5/2006 | 2292.34 | NP | 151.85 | NP | 2140.49 | 2140.49 |
| MW-16 | 6/12/2006 | 2292.34 | NP | 151.91 | NP | 2140.43 | 2140.43 |
| MW-16 | 6/26/2006 | 2292.34 | NP | 152.09 | NP | 2140.25 | 2140.25 |
| MW-16 | 7/10/2006 | 2292.34 | NP | 152.22 | NP | 2140.12 | 2140.12 |
| MW-16 | 8/3/2006 | 2292.34 | NP | 152.43 | NP | 2139.91 | 2139.91 |
| MW-16 | 8/14/2006 | 2292.34 | NP | 152.45 | NP | 2139.89 | 2139.89 |
| MW-16 | 8/23/2006 | 2292.34 | NP | 152.42 | NP | 2139.92 | 2139.92 |
| MW-16 | 9/19/2006 | 2292.34 | NP | 151.20 | NP | 2141.14 | 2141.14 |
| MW-16 | 10/20/2006 | 2292.34 | NP | 150.42 | NP | 2141.92 | 2141.92 |
| MW-16 | 10/30/2006 | 2292.34 | NP | 150.59 | NP | 2141.75 | 2141.75 |
| MW-16 | 11/17/2006 | 2292.34 | NP | 150.88 | NP | 2141.46 | 2141.46 |
| MW-16 | 1/31/2007 | 2292.34 | NP | 151.97 | NP | 2140.37 | 2140.37 |
| MW-16 | 3/1/2007 | 2292.34 | NP | 152.21 | NP | 2140.13 | 2140.13 |
| MW-16 | 3/28/2007 | 2292.34 | NP | 152.39 | NP | 2139.95 | 2139.95 |
| MW-16 | 4/24/2007 | 2292.34 | NP | 152.57 | NP | 2139.77 | 2139.77 |
| MW-16 | 5/28/2007 | 2292.34 | NP | 153.03 | NP | 2139.31 | 2139.31 |
| MW-16 | 6/27/2007 | 2292.34 | NP | 153.03 | NP | 2139.31 | 2139.31 |
| MW-16 | 7/23/2007 | 2292.34 | NP | 153.35 | NP | 2138.99 | 2138.99 |
| MW-16 | 8/25/2007 | 2292.34 | NP | 152.95 | NP | 2139.39 | 2139.39 |
| MW-16 | 9/25/2007 | 2292.34 | NP | 152.17 | NP | 2140.17 | 2140.17 |
| MW-16 | 10/22/2007 | 2292.34 | NP | 152.55 | NP | 2139.79 | 2139.79 |
| MW-16 | 11/28/2007 | 2292.34 | NP | 153.42 | NP | 2138.92 | 2138.92 |
| MW-16 | 12/31/2007 | 2292.34 | NP | 153.48 | NP | 2138.86 | 2138.86 |
| MW-16 | 1/26/2008 | 2292.34 | NP | 153.27 | NP | 2139.07 | 2139.07 |
| MW-16 | 2/29/2008 | 2292.34 | NP | 153.32 | NP | 2139.02 | 2139.02 |
| MW-16 | 3/31/2008 | 2292.34 | NP | 152.90 | NP | 2139.44 | 2139.44 |
| MW-16 | 4/21/2008 | 2292.34 | NP | 153.16 | NP | 2139.18 | 2139.18 |
| MW-16 | 5/23/2008 | 2292.34 | NP | 153.48 | NP | 2138.86 | 2138.86 |
| MW-16 | 6/25/2008 | 2292.34 | NP | 153.71 | NP | 2138.63 | 2138.63 |
| MW-16 | 7/28/2008 | 2292.34 | NP | 154.10 | NP | 2138.24 | 2138.24 |
| MW-16 | 8/25/2008 | 2292.34 | NP | 152.91 | NP | 2139.43 | 2139.43 |
| MW-16 | 9/30/2008 | 2292.34 | NP | 151.25 | NP | 2141.09 | 2141.09 |
| MW-16 | 10/13/2008 | 2292.34 | NP | 151.24 | NP | 2141.10 | 2141.10 |
| MW-16 | 11/26/2008 | 2292.34 | NP | 151.82 | NP | 2140.52 | 2140.52 |
| MW-16 | 12/23/2008 | 2292.34 | NP | 152.28 | NP | 2140.06 | 2140.06 |
| MW-16 | 1/26/2009 | 2292.34 | NP | 152.38 | NP | 2139.96 | 2139.96 |
| MW-16 | 2/27/2009 | 2292.34 | NP | 152.41 | NP | 2139.93 | 2139.93 |
| MW-16 | 3/26/2009 | 2292.34 | NP | 152.66 | NP | 2139.68 | 2139.68 |
| MW-16 | 4/27/2009 | 2292.34 | NP | 152.77 | NP | 2139.57 | 2139.57 |
| MW-16 | 5/20/2009 | 2292.34 | NP | 153.14 | NP | 2139.20 | 2139.20 |

| Well ID | Measurement Date | Measuring Point Elevation (ft amsl) | Depth to LNAPL (ft btoc) | Depth to Water (ft btoc) | Apparent LNAPL Thickness (ft) | Uncorrected Groundwater Elevation (ft amsl) | Potentiometric Surface Elevation (ft amsl) |
|---|---|---|---|---|---|---|---|
| MW-16 | 6/16/2009 | 2292.34 | NP | 153.75 | NP | 2138.59 | 2138.59 |
| MW-16 | 7/20/2009 | 2292.34 | NP | 154.21 | NP | 2138.13 | 2138.13 |
| MW-16 | 8/31/2009 | 2292.34 | NP | 154.55 | NP | 2137.79 | 2137.79 |
| MW-16 | 9/29/2009 | 2292.34 | NP | 154.75 | NP | 2137.59 | 2137.59 |
| MW-16 | 10/22/2009 | 2292.34 | NP | 154.93 | NP | 2137.41 | 2137.41 |
| MW-16 | 11/25/2009 | 2292.34 | NP | 155.28 | NP | 2137.06 | 2137.06 |
| MW-16 | 12/14/2009 | 2292.34 | NP | 155.27 | NP | 2137.07 | 2137.07 |
| MW-16 | 1/18/2010 | 2292.34 | NP | 155.32 | NP | 2137.02 | 2137.02 |
| MW-16 | 2/26/2010 | 2292.34 | NP | 155.36 | NP | 2136.98 | 2136.98 |
| MW-16 | 3/22/2010 | 2292.34 | NP | 154.75 | NP | 2137.59 | 2137.59 |
| MW-16 | 4/12/2010 | 2292.34 | NP | 154.64 | NP | 2137.70 | 2137.70 |
| MW-16 | 5/27/2010 | 2292.34 | NP | 154.97 | NP | 2137.37 | 2137.37 |
| MW-16 | 6/22/2010 | 2292.34 | NP | 155.31 | NP | 2137.03 | 2137.03 |
| MW-16 | 7/12/2010 | 2292.34 | NP | 155.65 | NP | 2136.69 | 2136.69 |
| MW-16 | 8/26/2010 | 2292.34 | NP | 156.03 | NP | 2136.31 | 2136.31 |
| MW-16 | 9/22/2010 | 2292.34 | NP | 155.70 | NP | 2136.64 | 2136.64 |
| MW-16 | 10/5/2010 | 2292.34 | NP | 155.43 | NP | 2136.91 | 2136.91 |
| MW-16 | 10/18/2010 | 2292.34 | NP | 155.39 | NP | 2136.95 | 2136.95 |
| MW-16 | 11/30/2010 | 2292.34 | NP | 155.65 | NP | 2136.69 | 2136.69 |
| MW-16 | 12/21/2010 | 2292.34 | NP | 155.69 | NP | 2136.65 | 2136.65 |
| MW-16 | 1/10/2011 | 2292.34 | NP | 155.70 | NP | 2136.64 | 2136.64 |
| MW-16 | 2/17/2011 | 2292.34 | NP | 155.95 | NP | 2136.39 | 2136.39 |
| MW-16 | 3/25/2011 | 2292.34 | NP | 155.99 | NP | 2136.35 | 2136.35 |
| MW-16 | 4/11/2011 | 2292.34 | NP | 156.22 | NP | 2136.12 | 2136.12 |
| MW-16 | 5/9/2011 | 2292.34 | NP | 156.45 | NP | 2135.89 | 2135.89 |
| MW-16 | 6/29/2011 | 2292.34 | NP | 157.21 | NP | 2135.13 | 2135.13 |
| MW-16 | 7/11/2011 | 2292.34 | NP | 157.32 | NP | 2135.02 | 2135.02 |
| MW-16 | 8/31/2011 | 2292.34 | NP | 157.96 | NP | 2134.38 | 2134.38 |
| MW-16 | 9/28/2011 | 2292.34 | NP | 158.03 | NP | 2134.31 | 2134.31 |
| MW-16 | 10/10/2011 | 2292.34 | NP | 157.60 | NP | 2134.74 | 2134.74 |
| MW-16 | 11/16/2011 | 2292.34 | NP | 157.55 | NP | 2134.79 | 2134.79 |
| MW-16 | 12/29/2011 | 2292.34 | NP | 157.43 | NP | 2134.91 | 2134.91 |
| MW-16 | 1/16/2012 | 2292.34 | NP | 157.35 | NP | 2134.99 | 2134.99 |
| MW-16 | 2/28/2012 | 2292.34 | NP | 157.06 | NP | 2135.28 | 2135.28 |
| MW-16 | 3/30/2012 | 2292.34 | NP | 157.22 | NP | 2135.12 | 2135.12 |
| MW-16 | 4/2/2012 | 2292.34 | NP | 157.31 | NP | 2135.03 | 2135.03 |
| MW-16 | 5/30/2012 | 2292.34 | NP | 158.12 | NP | 2134.22 | 2134.22 |
| MW-16 | 6/29/2012 | 2292.34 | NP | 158.39 | NP | 2133.95 | 2133.95 |
| MW-16 | 7/9/2012 | 2292.34 | NP | 158.42 | NP | 2133.92 | 2133.92 |
| MW-16 | 8/29/2012 | 2292.34 | NP | 158.25 | NP | 2134.09 | 2134.09 |
| MW-16 | 9/25/2012 | 2292.34 | NP | 157.92 | NP | 2134.42 | 2134.42 |
| MW-16 | 10/22/2012 | 2292.34 | NP | 157.97 | NP | 2134.37 | 2134.37 |
| MW-16 | 11/15/2012 | 2292.34 | NP | 158.33 | NP | 2134.01 | 2134.01 |
| MW-16 | 12/13/2012 | 2292.34 | NP | 158.61 | NP | 2133.73 | 2133.73 |
| MW-16 | 1/21/2013 | 2292.34 | NP | 158.64 | NP | 2133.70 | 2133.70 |
| MW-16 | 2/13/2013 | 2292.34 | NP | 158.68 | NP | 2133.66 | 2133.66 |

| Well ID | Measurement Date | Measuring Point Elevation (ft amsl) | Depth to LNAPL (ft btoc) | Depth to Water (ft btoc) | Apparent LNAPL Thickness (ft) | Uncorrected Groundwater Elevation (ft amsl) | Potentiometric Surface Elevation (ft amsl) |
|---|---|---|---|---|---|---|---|
| MW-16 | 3/21/2013 | 2292.34 | NP | 158.68 | NP | 2133.66 | 2133.66 |
| MW-16 | 4/15/2013 | 2292.34 | NP | 158.80 | NP | 2133.54 | 2133.54 |
| MW-16 | 5/23/2013 | 2292.34 | NP | 158.98 | NP | 2133.36 | 2133.36 |
| MW-16 | 6/26/2013 | 2292.34 | NP | 159.30 | NP | 2133.04 | 2133.04 |
| MW-16 | 7/8/2013 | 2292.34 | NP | 159.44 | NP | 2132.90 | 2132.90 |
| MW-16 | 8/8/2013 | 2292.34 | NP | 159.66 | NP | 2132.68 | 2132.68 |
| MW-16 | 9/5/2013 | 2292.34 | NP | 159.63 | NP | 2132.71 | 2132.71 |
| MW-16 | 10/3/2013 | 2292.34 | NP | 159.73 | NP | 2132.61 | 2132.61 |
| MW-16 | 11/27/2013 | 2292.34 | NP | 159.96 | NP | 2132.38 | 2132.38 |
| MW-16 | 12/31/2013 | 2292.34 | NP | 159.84 | NP | 2132.50 | 2132.50 |
| MW-16 | 1/10/2014 | 2292.34 | NP | 160.05 | NP | 2132.29 | 2132.29 |
| MW-16 | 2/18/2014 | 2292.34 | NP | 160.14 | NP | 2132.20 | 2132.20 |
| MW-16 | 4/17/2014 | 2292.34 | NP | 160.27 | NP | 2132.07 | 2132.07 |
| MW-16 | 5/22/2014 | 2292.34 | NP | 160.58 | NP | 2131.76 | 2131.76 |
| MW-16 | 6/20/2014 | 2292.34 | NP | 160.90 | NP | 2131.44 | 2131.44 |
| MW-16 | 7/15/2014 | 2292.34 | NP | 161.25 | NP | 2131.09 | 2131.09 |
| MW-16 | 8/14/2014 | 2292.34 | NP | 161.56 | NP | 2130.78 | 2130.78 |
| MW-16 | 9/9/2014 | 2292.34 | NP | 161.65 | NP | 2130.69 | 2130.69 |
| MW-16 | 10/1/2014 | 2292.34 | NP | 160.99 | NP | 2131.35 | 2131.35 |
| MW-16 | 11/18/2014 | 2292.34 | NP | 160.61 | NP | 2131.73 | 2131.73 |
| MW-16 | 12/16/2014 | 2292.34 | NP | 160.52 | NP | 2131.82 | 2131.82 |
| MW-16 | 1/19/2015 | 2292.34 | NP | 160.30 | NP | 2132.04 | 2132.04 |
| MW-16 | 2/19/2015 | 2292.34 | NP | 159.97 | NP | 2132.37 | 2132.37 |
| MW-16 | 3/26/2015 | 2292.34 | NP | 159.64 | NP | 2132.70 | 2132.70 |
| MW-16 | 4/16/2015 | 2292.34 | NP | 159.45 | NP | 2132.89 | 2132.89 |
| MW-16 | 5/19/2015 | 2292.34 | NP | 159.77 | NP | 2132.57 | 2132.57 |
| MW-16 | 6/22/2015 | 2292.34 | NP | 160.18 | NP | 2132.16 | 2132.16 |
| MW-16 | 1/5/2016 | 2289.53 | NP | 155.97 | NP | 2133.56 | 2133.56 |
| MW-16 | 2/10/2016 | 2289.53 | NP | 155.57 | NP | 2133.96 | 2133.96 |
| MW-16 | 3/2/2016 | 2289.53 | NP | 155.37 | NP | 2134.16 | 2134.16 |
| MW-16 | 4/4/2016 | 2289.53 | NP | 154.18 | NP | 2135.35 | 2135.35 |
| MW-16 | 5/10/2016 | 2289.53 | NP | 155.00 | NP | 2134.53 | 2134.53 |
| MW-16 | 6/28/2016 | 2289.53 | NP | 155.35 | NP | 2134.18 | 2134.18 |
| MW-16 | 7/29/2016 | 2289.53 | NP | 154.44 | NP | 2135.09 | 2135.09 |
| MW-16 | 8/31/2016 | 2289.53 | NP | 154.37 | NP | 2135.16 | 2135.16 |
| MW-16 | 9/30/2016 | 2289.53 | NP | 154.34 | NP | 2135.19 | 2135.19 |
| MW-16 | 10/13/2016 | 2289.53 | NP | 154.35 | NP | 2135.18 | 2135.18 |
| MW-16 | 11/21/2016 | 2289.53 | NP | 154.28 | NP | 2135.25 | 2135.25 |
| MW-16 | 12/27/2016 | 2289.53 | NP | 154.10 | NP | 2135.43 | 2135.43 |
| MW-16 | 1/27/2017 | 2289.53 | NP | 154.05 | NP | 2135.48 | 2135.48 |
| MW-16 | 2/28/2017 | 2289.53 | NP | 153.46 | NP | 2136.07 | 2136.07 |
| MW-16 | 3/31/2017 | 2289.53 | NP | 153.41 | NP | 2136.12 | 2136.12 |
| MW-16 | 4/21/2017 | 2289.53 | NP | 153.16 | NP | 2136.37 | 2136.37 |
| MW-16 | 5/16/2017 | 2289.53 | NP | 153.16 | NP | 2136.37 | 2136.37 |
| MW-16 | 6/13/2017 | 2289.53 | NP | 153.27 | NP | 2136.26 | 2136.26 |
| MW-16 | 7/13/2017 | 2289.53 | NP | 153.64 | NP | 2135.89 | 2135.89 |

| Well ID | Measurement Date | Measuring Point Elevation (ft amsl) | Depth to LNAPL (ft btoc) | Depth to Water (ft btoc) | Apparent LNAPL Thickness (ft) | Uncorrected Groundwater Elevation (ft amsl) | Potentiometric Surface Elevation (ft amsl) |
|---|---|---|---|---|---|---|---|
| MW-16 | 8/17/2017 | 2289.53 | NP | 152.37 | NP | 2137.16 | 2137.16 |
| MW-16 | 9/20/2017 | 2289.53 | NP | 151.14 | NP | 2138.39 | 2138.39 |
| MW-16 | 10/26/2017 | 2289.53 | NP | 151.35 | NP | 2138.18 | 2138.18 |
| MW-16 | 11/30/2017 | 2289.53 | NP | 151.26 | NP | 2138.27 | 2138.27 |
| MW-16 | 12/12/2017 | 2289.53 | NP | 151.23 | NP | 2138.30 | 2138.30 |
| MW-16 | 1/31/2018 | 2289.53 | NP | 151.10 | NP | 2138.43 | 2138.43 |
| MW-16 | 2/21/2018 | 2289.53 | NP | 151.45 | NP | 2138.08 | 2138.08 |
| MW-16 | 3/26/2018 | 2289.53 | NP | 150.76 | NP | 2138.77 | 2138.77 |
| MW-16 | 4/10/2018 | 2289.53 | NP | 150.94 | NP | 2138.59 | 2138.59 |
| MW-16 | 5/23/2018 | 2289.53 | NP | 150.68 | NP | 2138.85 | 2138.85 |
| MW-16 | 6/27/2018 | 2289.53 | NP | 151.51 | NP | 2138.02 | 2138.02 |
| MW-16 | 7/16/2018 | 2289.53 | NP | 150.52 | NP | 2139.01 | 2139.01 |
| MW-16 | 8/23/2018 | 2289.53 | NP | 150.67 | NP | 2138.86 | 2138.86 |
| MW-16 | 9/27/2018 | 2289.53 | NP | 149.77 | NP | 2139.76 | 2139.76 |
| MW-16 | 10/22/2018 | 2289.53 | NP | 149.37 | NP | 2140.16 | 2140.16 |
| MW-16 | 11/28/2018 | 2289.53 | NP | 148.42 | NP | 2141.11 | 2141.11 |
| MW-16 | 12/27/2018 | 2289.53 | NP | 148.18 | NP | 2141.35 | 2141.35 |
| MW-16 | 1/16/2019 | 2289.53 | NP | 148.21 | NP | 2141.32 | 2141.32 |
| MW-16 | 2/26/2019 | 2289.53 | NP | 147.65 | NP | 2141.88 | 2141.88 |
| MW-16 | 3/27/2019 | 2289.53 | NP | 147.35 | NP | 2142.18 | 2142.18 |
| MW-16 | 4/9/2019 | 2289.53 | NP | 147.11 | NP | 2142.42 | 2142.42 |
| MW-16 | 5/8/2019 | 2289.53 | NP | 146.82 | NP | 2142.71 | 2142.71 |
| MW-16 | 6/20/2019 | 2289.53 | NP | 146.91 | NP | 2142.62 | 2142.62 |
| MW-16 | 7/25/2019 | 2289.53 | NP | 146.94 | NP | 2142.59 | 2142.59 |
| MW-16 | 8/18/2019 | 2289.53 | NP | 147.18 | NP | 2142.35 | 2142.35 |
| MW-16 | 9/24/2019 | 2289.53 | NP | 147.42 | NP | 2142.11 | 2142.11 |
| MW-16 | 10/17/2019 | 2289.53 | NP | 147.66 | NP | 2141.87 | 2141.87 |
| MW-16 | 11/27/2019 | 2289.53 | NP | 147.67 | NP | 2141.86 | 2141.86 |
| MW-16 | 12/17/2019 | 2289.53 | NP | 147.62 | NP | 2141.91 | 2141.91 |
| MW-16 | 1/24/2020 | 2289.53 | NP | 147.02 | NP | 2142.51 | 2142.51 |
| MW-16 | 2/16/2020 | 2289.53 | NP | 146.63 | NP | 2142.90 | 2142.90 |
| MW-16 | 3/10/2020 | 2289.53 | NP | 146.67 | NP | 2142.86 | 2142.86 |
| MW-16 | 4/2/2020 | 2289.53 | NP | 146.82 | NP | 2142.71 | 2142.71 |
| MW-16 | 5/18/2020 | 2289.53 | NP | 147.04 | NP | 2142.49 | 2142.49 |
| MW-16 | 6/25/2020 | 2289.53 | NP | 147.49 | NP | 2142.04 | 2142.04 |
| MW-16 | 7/7/2020 | 2289.53 | NP | 147.72 | NP | 2141.81 | 2141.81 |
| MW-16 | 8/31/2020 | 2289.53 | NP | 148.81 | NP | 2140.72 | 2140.72 |
| MW-16 | 9/16/2020 | 2289.53 | NP | 149.22 | NP | 2140.31 | 2140.31 |
| MW-16 | 10/30/2020 | 2289.53 | NP | 150.50 | NP | 2139.03 | 2139.03 |
| MW-16 | 11/30/2020 | 2289.53 | NP | 151.73 | NP | 2137.80 | 2137.80 |
| MW-16 | 12/31/2020 | 2289.53 | NP | 152.14 | NP | 2137.39 | 2137.39 |
| MW-16 | 1/20/2021 | 2289.53 | NP | 152.73 | NP | 2136.80 | 2136.80 |
| MW-16 | 3/1/2021 | 2289.53 | NP | 153.55 | NP | 2135.98 | 2135.98 |
| MW-16 | 3/27/2021 | 2289.53 | NP | 153.86 | NP | 2135.67 | 2135.67 |
| MW-16 | 4/9/2021 | 2289.53 | NP | 153.95 | NP | 2135.58 | 2135.58 |
| MW-16 | 5/25/2021 | 2289.53 | NP | 154.61 | NP | 2134.92 | 2134.92 |

| Well ID | Measurement Date | Measuring Point Elevation (ft amsl) | Depth to LNAPL (ft btoc) | Depth to Water (ft btoc) | Apparent LNAPL Thickness (ft) | Uncorrected Groundwater Elevation (ft amsl) | Potentiometric Surface Elevation (ft amsl) |
|---|---|---|---|---|---|---|---|
| MW-16 | 6/15/2021 | 2289.53 | NP | 154.81 | NP | 2134.72 | 2134.72 |
| MW-16 | 7/8/2021 | 2289.53 | NP | 155.31 | NP | 2134.22 | 2134.22 |
| MW-16 | 8/30/2021 | 2289.53 | NP | 154.76 | NP | 2134.77 | 2134.77 |
| MW-16 | 9/28/2021 | 2289.53 | NP | 153.26 | NP | 2136.27 | 2136.27 |
| MW-16 | 10/18/2021 | 2289.53 | NP | 153.17 | NP | 2136.36 | 2136.36 |
| MW-16 | 11/24/2021 | 2289.53 | NP | 153.60 | NP | 2135.93 | 2135.93 |
| MW-16 | 12/21/2021 | 2289.53 | NP | 153.83 | NP | 2135.70 | 2135.70 |
| MW-16 | 1/26/2022 | 2289.53 | NP | 154.03 | NP | 2135.50 | 2135.50 |
| MW-16 | 3/16/2022 | 2289.53 | NP | 154.34 | NP | 2135.19 | 2135.19 |
| MW-16 | 4/6/2022 | 2289.53 | NP | 154.50 | NP | 2135.03 | 2135.03 |
| MW-16 | 5/2/2022 | 2289.53 | NP | 154.88 | NP | 2134.65 | 2134.65 |
| MW-16 | 6/17/2022 | 2289.53 | NP | 155.28 | NP | 2134.25 | 2134.25 |
| MW-16 | 7/15/2022 | 2289.53 | NP | 155.43 | NP | 2134.10 | 2134.10 |
| MW-16 | 8/17/2022 | 2289.53 | NP | 155.77 | NP | 2133.76 | 2133.76 |
| MW-16 | 9/8/2022 | 2289.53 | NP | 155.68 | NP | 2133.85 | 2133.85 |
| MW-16 | 10/13/2022 | 2289.53 | NP | 155.05 | NP | 2134.48 | 2134.48 |
| MW-16 | 11/2/2022 | 2289.53 | NP | 154.68 | NP | 2134.85 | 2134.85 |
| MW-16 | 12/12/2022 | 2289.53 | NP | 154.35 | NP | 2135.18 | 2135.18 |
| MW-16 | 1/10/2023 | 2289.53 | NP | 155.35 | NP | 2134.18 | 2134.18 |
| MW-16 | 2/27/2023 | 2289.53 | NP | 155.13 | NP | 2134.40 | 2134.40 |
| MW-16 | 3/27/2023 | 2289.53 | NP | 155.16 | NP | 2134.37 | 2134.37 |
| MW-16 | 4/25/2023 | 2289.53 | NP | 153.58 | NP | 2135.95 | 2135.95 |
| MW-16 | 5/30/2023 | 2289.53 | NP | 153.32 | NP | 2136.21 | 2136.21 |
| MW-16 | 6/6/2023 | 2289.53 | NP | 152.90 | NP | 2136.63 | 2136.63 |
| MW-16 | 8/15/2023 | 2289.53 | NP | 153.16 | NP | 2136.37 | 2136.37 |
| MW-16 | 9/20/2023 | 2289.53 | NP | 153.12 | NP | 2136.41 | 2136.41 |
| MW-16 | 10/31/2023 | 2289.53 | NP | 152.91 | NP | 2136.62 | 2136.62 |
| MW-16 | 11/14/2023 | 2289.53 | NP | 152.86 | NP | 2136.67 | 2136.67 |
| MW-16 | 12/21/2023 | 2289.53 | NP | 153.11 | NP | 2136.42 | 2136.42 |
| MW-16 | 2/28/2024 | 2289.53 | NP | 151.72 | NP | 2137.81 | 2137.81 |
| MW-16 | 3/28/2024 | 2289.53 | NP | 151.13 | NP | 2138.40 | 2138.40 |
| MW-16 | 4/30/2024 | 2289.53 | NP | 150.64 | NP | 2138.89 | 2138.89 |
| MW-16 | 5/23/2024 | 2289.53 | NP | 150.28 | NP | 2139.25 | 2139.25 |
| MW-16 | 6/26/2024 | 2289.53 | NP | 149.62 | NP | 2139.91 | 2139.91 |
| MW-17 | 2/5/2004 | 2289.88 | 141.18 | 144.36 | 3.18 | 2145.52 | 2147.91 |
| MW-17 | 2/19/2004 | 2289.88 | 141.91 | 142.28 | 0.37 | 2147.60 | 2147.88 |
| MW-17 | 3/8/2004 | 2289.88 | 142.08 | 144.28 | 2.20 | 2145.60 | 2147.25 |
| MW-17 | 3/15/2004 | 2289.88 | 142.16 | 144.24 | 2.08 | 2145.64 | 2147.20 |
| MW-17 | 3/22/2004 | 2289.88 | 142.19 | 144.16 | 1.97 | 2145.72 | 2147.20 |
| MW-17 | 3/29/2004 | 2289.88 | 142.27 | 144.19 | 1.92 | 2145.69 | 2147.13 |
| MW-17 | 4/5/2004 | 2289.88 | 142.32 | 144.11 | 1.79 | 2145.77 | 2147.11 |
| MW-17 | 4/12/2004 | 2289.88 | 142.39 | 144.09 | 1.70 | 2145.79 | 2147.07 |
| MW-17 | 4/19/2004 | 2289.88 | 142.41 | 144.08 | 1.67 | 2145.80 | 2147.05 |
| MW-17 | 4/26/2004 | 2289.88 | 142.46 | 144.06 | 1.60 | 2145.82 | 2147.02 |
| MW-17 | 5/3/2004 | 2289.88 | 142.45 | 144.03 | 1.58 | 2145.85 | 2147.04 |
| MW-17 | 5/10/2004 | 2289.88 | 142.51 | 144.05 | 1.54 | 2145.83 | 2146.99 |

| Well ID | Measurement Date | Measuring Point Elevation (ft amsl) | Depth to LNAPL (ft btoc) | Depth to Water (ft btoc) | Apparent LNAPL Thickness (ft) | Uncorrected Groundwater Elevation (ft amsl) | Potentiometric Surface Elevation (ft amsl) |
|---|---|---|---|---|---|---|---|
| MW-17 | 5/17/2004 | 2289.88 | 142.57 | 144.09 | 1.52 | 2145.79 | 2146.93 |
| MW-17 | 5/24/2004 | 2289.88 | 142.61 | 144.16 | 1.55 | 2145.72 | 2146.88 |
| MW-17 | 5/31/2004 | 2289.88 | 142.61 | 144.17 | 1.56 | 2145.71 | 2146.88 |
| MW-17 | 6/7/2004 | 2289.88 | 142.69 | 144.25 | 1.56 | 2145.63 | 2146.80 |
| MW-17 | 6/14/2004 | 2289.88 | 143.34 | 144.89 | 1.55 | 2144.99 | 2146.15 |
| MW-17 | 6/21/2004 | 2289.88 | 142.91 | 144.48 | 1.57 | 2145.40 | 2146.58 |
| MW-17 | 6/28/2004 | 2289.88 | 143.02 | 144.64 | 1.62 | 2145.24 | 2146.46 |
| MW-17 | 7/6/2004 | 2289.88 | 143.05 | 144.99 | 1.94 | 2144.89 | 2146.35 |
| MW-17 | 7/12/2004 | 2289.88 | 143.21 | 144.97 | 1.76 | 2144.91 | 2146.23 |
| MW-17 | 7/19/2004 | 2289.88 | 143.32 | 145.02 | 1.70 | 2144.86 | 2146.14 |
| MW-17 | 7/26/2004 | 2289.88 | 143.95 | 145.65 | 1.70 | 2144.23 | 2145.51 |
| MW-17 | 8/2/2004 | 2289.88 | 143.55 | 145.24 | 1.69 | 2144.64 | 2145.91 |
| MW-17 | 8/9/2004 | 2289.88 | 143.68 | 146.35 | 2.67 | 2143.53 | 2145.53 |
| MW-17 | 8/16/2004 | 2289.88 | 143.80 | 145.48 | 1.68 | 2144.40 | 2145.66 |
| MW-17 | 8/23/2004 | 2289.88 | 143.90 | 145.59 | 1.69 | 2144.29 | 2145.56 |
| MW-17 | 8/30/2004 | 2289.88 | 142.35 | 144.03 | 1.68 | 2145.85 | 2147.11 |
| MW-17 | 9/8/2004 | 2289.88 | 144.69 | 146.45 | 1.76 | 2143.43 | 2144.75 |
| MW-17 | 9/13/2004 | 2289.88 | 144.78 | 146.46 | 1.68 | 2143.42 | 2144.68 |
| MW-17 | 9/20/2004 | 2289.88 | 144.35 | 145.98 | 1.63 | 2143.90 | 2145.12 |
| MW-17 | 9/27/2004 | 2289.88 | 144.45 | 146.07 | 1.62 | 2143.81 | 2145.03 |
| MW-17 | 10/4/2004 | 2289.88 | 144.54 | 146.10 | 1.56 | 2143.78 | 2144.95 |
| MW-17 | 10/11/2004 | 2289.88 | 145.18 | 146.75 | 1.57 | 2143.13 | 2144.31 |
| MW-17 | 10/18/2004 | 2289.88 | 145.26 | 146.79 | 1.53 | 2143.09 | 2144.24 |
| MW-17 | 10/25/2004 | 2289.88 | 145.30 | 146.84 | 1.54 | 2143.04 | 2144.20 |
| MW-17 | 11/1/2004 | 2289.88 | 145.45 | 147.01 | 1.56 | 2142.87 | 2144.04 |
| MW-17 | 11/8/2004 | 2289.88 | 145.49 | 147.06 | 1.57 | 2142.82 | 2144.00 |
| MW-17 | 11/15/2004 | 2289.88 | 145.56 | 147.15 | 1.59 | 2142.73 | 2143.92 |
| MW-17 | 11/30/2004 | 2289.88 | 145.73 | 147.35 | 1.62 | 2142.53 | 2143.75 |
| MW-17 | 12/6/2004 | 2289.88 | 145.78 | 147.48 | 1.70 | 2142.40 | 2143.68 |
| MW-17 | 12/13/2004 | 2289.88 | 145.31 | 146.96 | 1.65 | 2142.92 | 2144.16 |
| MW-17 | 12/20/2004 | 2289.88 | 146.21 | 146.60 | 0.39 | 2143.28 | 2143.57 |
| MW-17 | 1/4/2005 | 2289.88 | 146.36 | 146.60 | 0.24 | 2143.28 | 2143.46 |
| MW-17 | 1/10/2005 | 2289.88 | 146.45 | 146.54 | 0.09 | 2143.34 | 2143.41 |
| MW-17 | 1/17/2005 | 2289.88 | 146.46 | 146.58 | 0.12 | 2143.30 | 2143.39 |
| MW-17 | 1/24/2005 | 2289.88 | 146.53 | 146.69 | 0.16 | 2143.19 | 2143.31 |
| MW-17 | 1/31/2005 | 2289.88 | 146.47 | 146.62 | 0.15 | 2143.26 | 2143.37 |
| MW-17 | 2/7/2005 | 2289.88 | 146.54 | 146.79 | 0.25 | 2143.09 | 2143.28 |
| MW-17 | 2/14/2005 | 2289.88 | 146.25 | 147.59 | 1.34 | 2142.29 | 2143.30 |
| MW-17 | 2/21/2005 | 2289.88 | 146.25 | 147.61 | 1.36 | 2142.27 | 2143.29 |
| MW-17 | 2/28/2005 | 2289.88 | 146.23 | 147.53 | 1.30 | 2142.35 | 2143.33 |
| MW-17 | 3/7/2005 | 2289.88 | 146.19 | 147.50 | 1.31 | 2142.38 | 2143.36 |
| MW-17 | 3/14/2005 | 2289.88 | 146.10 | 147.41 | 1.31 | 2142.47 | 2143.45 |
| MW-17 | 3/21/2005 | 2289.88 | 146.05 | 147.32 | 1.27 | 2142.56 | 2143.51 |
| MW-17 | 3/27/2005 | 2289.88 | 145.95 | 147.35 | 1.40 | 2142.53 | 2143.58 |
| MW-17 | 4/4/2005 | 2289.88 | 145.94 | 147.44 | 1.50 | 2142.44 | 2143.57 |
| MW-17 | 4/11/2005 | 2289.88 | 145.98 | 147.55 | 1.57 | 2142.33 | 2143.51 |

| Well ID | Measurement Date | Measuring Point Elevation (ft amsl) | Depth to LNAPL (ft btoc) | Depth to Water (ft btoc) | Apparent LNAPL Thickness (ft) | Uncorrected Groundwater Elevation (ft amsl) | Potentiometric Surface Elevation (ft amsl) |
|---|---|---|---|---|---|---|---|
| MW-17 | 4/18/2005 | 2289.88 | 146.04 | 147.54 | 1.50 | 2142.34 | 2143.47 |
| MW-17 | 4/25/2005 | 2289.88 | 145.97 | 147.49 | 1.52 | 2142.39 | 2143.53 |
| MW-17 | 5/2/2005 | 2289.88 | 145.99 | 147.52 | 1.53 | 2142.36 | 2143.51 |
| MW-17 | 5/10/2005 | 2289.88 | 146.03 | 147.59 | 1.56 | 2142.29 | 2143.46 |
| MW-17 | 5/16/2005 | 2289.88 | 146.08 | 147.61 | 1.53 | 2142.27 | 2143.42 |
| MW-17 | 5/23/2005 | 2289.88 | 146.19 | 147.68 | 1.49 | 2142.20 | 2143.32 |
| MW-17 | 5/30/2005 | 2289.88 | 146.25 | 147.74 | 1.49 | 2142.14 | 2143.26 |
| MW-17 | 6/6/2005 | 2289.88 | 146.32 | 147.46 | 1.14 | 2142.42 | 2143.28 |
| MW-17 | 6/13/2005 | 2289.88 | 146.39 | 147.82 | 1.43 | 2142.06 | 2143.13 |
| MW-17 | 6/20/2005 | 2289.88 | 146.57 | 147.53 | 0.96 | 2142.35 | 2143.07 |
| MW-17 | 6/27/2005 | 2289.88 | 146.74 | 147.26 | 0.52 | 2142.62 | 2143.01 |
| MW-17 | 7/5/2005 | 2289.88 | 146.87 | 147.20 | 0.33 | 2142.68 | 2142.93 |
| MW-17 | 7/11/2005 | 2289.88 | 146.95 | 147.26 | 0.31 | 2142.62 | 2142.85 |
| MW-17 | 7/18/2005 | 2289.88 | 146.99 | 147.46 | 0.47 | 2142.42 | 2142.77 |
| MW-17 | 7/25/2005 | 2289.88 | 147.01 | 147.71 | 0.70 | 2142.17 | 2142.70 |
| MW-17 | 8/1/2005 | 2289.88 | 147.02 | 147.97 | 0.95 | 2141.91 | 2142.62 |
| MW-17 | 8/8/2005 | 2289.88 | 147.03 | 148.15 | 1.12 | 2141.73 | 2142.57 |
| MW-17 | 8/15/2005 | 2289.88 | 147.07 | 148.21 | 1.14 | 2141.67 | 2142.53 |
| MW-17 | 8/22/2005 | 2289.88 | 147.07 | 148.31 | 1.24 | 2141.57 | 2142.50 |
| MW-17 | 8/29/2005 | 2289.88 | 146.95 | 148.15 | 1.20 | 2141.73 | 2142.63 |
| MW-17 | 9/7/2005 | 2289.88 | 146.65 | 147.78 | 1.13 | 2142.10 | 2142.95 |
| MW-17 | 9/12/2005 | 2289.88 | 146.47 | 147.43 | 0.96 | 2142.45 | 2143.17 |
| MW-17 | 9/19/2005 | 2289.88 | 146.38 | 146.80 | 0.42 | 2143.08 | 2143.40 |
| MW-17 | 9/26/2005 | 2289.88 | 146.23 | 146.83 | 0.60 | 2143.05 | 2143.50 |
| MW-17 | 10/3/2005 | 2289.88 | 146.14 | 147.21 | 1.07 | 2142.67 | 2143.47 |
| MW-17 | 10/10/2005 | 2289.88 | 146.25 | 147.38 | 1.13 | 2142.50 | 2143.35 |
| MW-17 | 10/17/2005 | 2289.88 | 146.47 | 147.14 | 0.67 | 2142.74 | 2143.24 |
| MW-17 | 10/24/2005 | 2289.88 | 146.71 | 147.19 | 0.48 | 2142.69 | 2143.05 |
| MW-17 | 10/31/2005 | 2289.88 | 146.81 | 147.24 | 0.43 | 2142.64 | 2142.96 |
| MW-17 | 11/7/2005 | 2289.88 | 146.90 | 147.56 | 0.66 | 2142.32 | 2142.82 |
| MW-17 | 11/14/2005 | 2289.88 | 146.94 | 147.85 | 0.91 | 2142.03 | 2142.71 |
| MW-17 | 11/21/2005 | 2289.88 | 146.99 | 148.16 | 1.17 | 2141.72 | 2142.60 |
| MW-17 | 12/5/2005 | 2289.88 | 147.05 | 148.39 | 1.34 | 2141.49 | 2142.50 |
| MW-17 | 12/12/2005 | 2289.88 | 147.10 | 148.96 | 1.86 | 2140.92 | 2142.32 |
| MW-17 | 12/19/2005 | 2289.88 | 147.17 | 148.50 | 1.33 | 2141.38 | 2142.38 |
| MW-17 | 12/28/2005 | 2289.88 | 147.18 | 148.59 | 1.41 | 2141.29 | 2142.35 |
| MW-17 | 1/9/2006 | 2289.88 | 147.20 | 148.65 | 1.45 | 2141.23 | 2142.32 |
| MW-17 | 1/16/2006 | 2289.88 | 147.34 | 148.70 | 1.36 | 2141.18 | 2142.20 |
| MW-17 | 1/30/2006 | 2289.88 | 147.36 | 148.73 | 1.37 | 2141.15 | 2142.18 |
| MW-17 | 2/13/2006 | 2289.88 | 147.41 | 148.81 | 1.40 | 2141.07 | 2142.12 |
| MW-17 | 2/27/2006 | 2289.88 | 147.50 | 148.88 | 1.38 | 2141.00 | 2142.04 |
| MW-17 | 3/6/2006 | 2289.88 | 147.53 | 148.82 | 1.29 | 2141.06 | 2142.03 |
| MW-17 | 3/13/2006 | 2289.88 | 147.56 | 148.88 | 1.32 | 2141.00 | 2141.99 |
| MW-17 | 3/20/2006 | 2289.88 | 147.56 | 148.90 | 1.34 | 2140.98 | 2141.99 |
| MW-17 | 3/27/2006 | 2289.88 | 147.62 | 148.84 | 1.22 | 2141.04 | 2141.96 |
| MW-17 | 4/3/2006 | 2289.88 | 147.69 | 148.80 | 1.11 | 2141.08 | 2141.91 |

| Well ID | Measurement Date | Measuring Point Elevation (ft amsl) | Depth to LNAPL (ft btoc) | Depth to Water (ft btoc) | Apparent LNAPL Thickness (ft) | Uncorrected Groundwater Elevation (ft amsl) | Potentiometric Surface Elevation (ft amsl) |
|---|---|---|---|---|---|---|---|
| MW-17 | 4/10/2006 | 2289.88 | 147.69 | 149.00 | 1.31 | 2140.88 | 2141.86 |
| MW-17 | 4/17/2006 | 2289.88 | 147.72 | 149.08 | 1.36 | 2140.80 | 2141.82 |
| MW-17 | 4/24/2006 | 2289.88 | 147.79 | 149.04 | 1.25 | 2140.84 | 2141.78 |
| MW-17 | 5/1/2006 | 2289.88 | 147.82 | 149.05 | 1.23 | 2140.83 | 2141.75 |
| MW-17 | 5/15/2006 | 2289.88 | 147.84 | 149.04 | 1.20 | 2140.84 | 2141.74 |
| MW-17 | 5/22/2006 | 2289.88 | 147.95 | 148.99 | 1.04 | 2140.89 | 2141.67 |
| MW-17 | 5/30/2006 | 2289.88 | 148.05 | 149.18 | 1.13 | 2140.70 | 2141.55 |
| MW-17 | 6/5/2006 | 2289.88 | 148.21 | 149.00 | 0.79 | 2140.88 | 2141.47 |
| MW-17 | 6/12/2006 | 2289.88 | 148.32 | 149.06 | 0.74 | 2140.82 | 2141.38 |
| MW-17 | 6/26/2006 | 2289.88 | 148.41 | 149.38 | 0.97 | 2140.50 | 2141.23 |
| MW-17 | 7/10/2006 | 2289.88 | 148.54 | 149.52 | 0.98 | 2140.36 | 2141.10 |
| MW-17 | 8/4/2006 | 2289.88 | 148.27 | 149.21 | 0.94 | 2140.67 | 2141.38 |
| MW-17 | 8/14/2006 | 2289.88 | 148.68 | 149.93 | 1.25 | 2139.95 | 2140.89 |
| MW-17 | 8/23/2006 | 2289.88 | 148.59 | 149.71 | 1.12 | 2140.17 | 2141.01 |
| MW-17 | 9/19/2006 | 2289.88 | 147.71 | 147.87 | 0.16 | 2142.01 | 2142.13 |
| MW-17 | 10/20/2006 | 2289.88 | 147.04 | 147.16 | 0.12 | 2142.72 | 2142.81 |
| MW-17 | 10/30/2006 | 2289.88 | 147.12 | 147.54 | 0.42 | 2142.34 | 2142.66 |
| MW-17 | 11/17/2006 | 2289.88 | 147.32 | 148.02 | 0.70 | 2141.86 | 2142.39 |
| MW-17 | 1/29/2007 | 2289.88 | 148.20 | 149.60 | 1.40 | 2140.28 | 2141.33 |
| MW-17 | 3/1/2007 | 2289.88 | 148.40 | 149.81 | 1.41 | 2140.07 | 2141.13 |
| MW-17 | 3/28/2007 | 2289.88 | 148.60 | 150.00 | 1.40 | 2139.88 | 2140.93 |
| MW-17 | 4/24/2007 | 2289.88 | NP | 148.79 | NP | 2141.09 | 2141.09 |
| MW-17 | 5/28/2007 | 2289.88 | 148.97 | 149.99 | 1.02 | 2139.89 | 2140.66 |
| MW-17 | 6/27/2007 | 2289.88 | 149.25 | 150.37 | 1.12 | 2139.51 | 2140.35 |
| MW-17 | 7/23/2007 | 2289.88 | 149.56 | 150.68 | 1.12 | 2139.20 | 2140.04 |
| MW-17 | 8/25/2007 | 2289.88 | 149.07 | 149.93 | 0.86 | 2139.95 | 2140.60 |
| MW-17 | 9/25/2007 | 2289.88 | 148.47 | 149.35 | 0.88 | 2140.53 | 2141.19 |
| MW-17 | 10/22/2007 | 2289.88 | 148.77 | 149.83 | 1.06 | 2140.05 | 2140.85 |
| MW-17 | 11/28/2007 | 2289.88 | 149.62 | 150.78 | 1.16 | 2139.10 | 2139.97 |
| MW-17 | 12/31/2007 | 2289.88 | 149.67 | 150.91 | 1.24 | 2138.97 | 2139.90 |
| MW-17 | 1/26/2008 | 2289.88 | 149.49 | 150.61 | 1.12 | 2139.27 | 2140.11 |
| MW-17 | 2/29/2008 | 2289.88 | 149.52 | 150.84 | 1.32 | 2139.04 | 2140.03 |
| MW-17 | 3/31/2008 | 2289.88 | 149.18 | 150.26 | 1.08 | 2139.62 | 2140.43 |
| MW-17 | 4/21/2008 | 2289.88 | 149.30 | 150.50 | 1.20 | 2139.38 | 2140.28 |
| MW-17 | 5/23/2008 | 2289.88 | 149.93 | 151.19 | 1.26 | 2138.69 | 2139.64 |
| MW-17 | 6/25/2008 | 2289.88 | 149.93 | 151.14 | 1.21 | 2138.74 | 2139.65 |
| MW-17 | 7/28/2008 | 2289.88 | 150.30 | 151.40 | 1.10 | 2138.48 | 2139.31 |
| MW-17 | 8/25/2008 | 2289.88 | 149.19 | 149.92 | 0.73 | 2139.96 | 2140.51 |
| MW-17 | 9/30/2008 | 2289.88 | NP | 147.85 | NP | 2142.03 | 2142.03 |
| MW-17 | 10/13/2008 | 2289.88 | 147.82 | 147.83 | 0.01 | 2142.05 | 2142.06 |
| MW-17 | 11/26/2008 | 2289.88 | 148.36 | 148.70 | 0.34 | 2141.18 | 2141.44 |
| MW-17 | 12/23/2008 | 2289.88 | 148.70 | 149.26 | 0.56 | 2140.62 | 2141.04 |
| MW-17 | 1/26/2009 | 2289.88 | 148.80 | 149.47 | 0.67 | 2140.41 | 2140.91 |
| MW-17 | 2/27/2009 | 2289.88 | 148.82 | 149.53 | 0.71 | 2140.35 | 2140.88 |
| MW-17 | 3/26/2009 | 2289.88 | 149.06 | 149.76 | 0.70 | 2140.12 | 2140.65 |
| MW-17 | 4/27/2009 | 2289.88 | 149.15 | 149.82 | 0.67 | 2140.06 | 2140.56 |

| Well ID | Measurement Date | Measuring Point Elevation (ft amsl) | Depth to LNAPL (ft btoc) | Depth to Water (ft btoc) | Apparent LNAPL Thickness (ft) | Uncorrected Groundwater Elevation (ft amsl) | Potentiometric Surface Elevation (ft amsl) |
|---|---|---|---|---|---|---|---|
| MW-17 | 5/20/2009 | 2289.88 | 149.50 | 150.18 | 0.68 | 2139.70 | 2140.21 |
| MW-17 | 6/16/2009 | 2289.88 | 150.04 | 150.93 | 0.89 | 2138.95 | 2139.62 |
| MW-17 | 7/20/2009 | 2289.88 | 150.42 | 151.47 | 1.05 | 2138.41 | 2139.20 |
| MW-17 | 8/31/2009 | 2289.88 | 150.80 | 151.65 | 0.85 | 2138.23 | 2138.87 |
| MW-17 | 9/29/2009 | 2289.88 | 151.01 | 151.94 | 0.93 | 2137.94 | 2138.64 |
| MW-17 | 10/22/2009 | 2289.88 | 151.14 | 152.08 | 0.94 | 2137.80 | 2138.51 |
| MW-17 | 11/25/2009 | 2289.88 | 151.51 | 152.34 | 0.83 | 2137.54 | 2138.16 |
| MW-17 | 12/14/2009 | 2289.88 | NP | 152.41 | NP | 2137.47 | 2137.47 |
| MW-17 | 1/18/2010 | 2289.88 | 151.54 | 152.42 | 0.88 | 2137.46 | 2138.12 |
| MW-17 | 2/26/2010 | 2289.88 | 151.62 | 152.46 | 0.84 | 2137.42 | 2138.05 |
| MW-17 | 3/22/2010 | 2289.88 | 151.05 | 151.60 | 0.55 | 2138.28 | 2138.69 |
| MW-17 | 4/12/2010 | 2289.88 | 150.98 | 151.44 | 0.46 | 2138.44 | 2138.79 |
| MW-17 | 5/27/2010 | 2289.88 | NP | 151.25 | NP | 2138.63 | 2138.63 |
| MW-17 | 6/22/2010 | 2289.88 | 151.56 | 152.40 | 0.84 | 2137.48 | 2138.11 |
| MW-17 | 7/12/2010 | 2289.88 | 151.83 | 152.73 | 0.90 | 2137.15 | 2137.83 |
| MW-17 | 8/26/2010 | 2289.88 | 152.21 | 153.04 | 0.83 | 2136.84 | 2137.46 |
| MW-17 | 9/22/2010 | 2289.88 | NP | 151.88 | NP | 2138.00 | 2138.00 |
| MW-17 | 10/5/2010 | 2289.88 | 151.70 | 152.36 | 0.66 | 2137.52 | 2138.02 |
| MW-17 | 10/18/2010 | 2289.88 | 151.61 | 152.20 | 0.59 | 2137.68 | 2138.12 |
| MW-17 | 11/30/2010 | 2289.88 | 151.90 | 152.64 | 0.74 | 2137.24 | 2137.80 |
| MW-17 | 12/21/2010 | 2289.88 | 152.04 | 152.82 | 0.78 | 2137.06 | 2137.65 |
| MW-17 | 1/10/2011 | 2289.88 | 151.91 | 152.67 | 0.76 | 2137.21 | 2137.78 |
| MW-17 | 2/17/2011 | 2289.88 | 152.31 | 152.97 | 0.66 | 2136.91 | 2137.41 |
| MW-17 | 3/25/2011 | 2289.88 | 152.40 | 152.98 | 0.58 | 2136.90 | 2137.34 |
| MW-17 | 4/11/2011 | 2289.88 | 152.46 | 153.05 | 0.59 | 2136.83 | 2137.27 |
| MW-17 | 5/9/2011 | 2289.88 | 152.68 | 153.28 | 0.60 | 2136.60 | 2137.05 |
| MW-17 | 7/11/2011 | 2289.88 | 153.57 | 154.15 | 0.58 | 2135.73 | 2136.17 |
| MW-17 | 8/31/2011 | 2289.88 | 154.16 | 154.69 | 0.53 | 2135.19 | 2135.59 |
| MW-17 | 9/28/2011 | 2289.88 | 154.21 | 154.77 | 0.56 | 2135.11 | 2135.53 |
| MW-17 | 10/10/2011 | 2289.88 | 153.78 | 154.20 | 0.42 | 2135.68 | 2136.00 |
| MW-17 | 11/16/2011 | 2289.88 | 153.76 | 154.24 | 0.48 | 2135.64 | 2136.00 |
| MW-17 | 12/29/2011 | 2289.88 | 153.68 | 154.03 | 0.35 | 2135.85 | 2136.11 |
| MW-17 | 1/16/2012 | 2289.88 | 153.61 | 153.62 | 0.01 | 2136.26 | 2136.27 |
| MW-17 | 2/28/2012 | 2289.88 | NP | 153.36 | NP | 2136.52 | 2136.52 |
| MW-17 | 3/30/2012 | 2289.88 | 153.55 | 153.85 | 0.3 | 2136.03 | 2136.26 |
| MW-17 | 4/2/2012 | 2289.88 | 153.66 | 153.67 | 0.01 | 2136.21 | 2136.22 |
| MW-17 | 5/30/2012 | 2289.88 | 154.36 | 154.77 | 0.41 | 2135.11 | 2135.42 |
| MW-17 | 6/29/2012 | 2289.88 | 154.64 | 155.07 | 0.43 | 2134.81 | 2135.13 |
| MW-17 | 7/9/2012 | 2289.88 | 154.66 | 155.07 | 0.41 | 2134.81 | 2135.12 |
| MW-17 | 8/29/2012 | 2289.88 | 154.50 | 154.72 | 0.22 | 2135.16 | 2135.33 |
| MW-17 | 9/25/2012 | 2289.88 | 154.15 | 154.31 | 0.16 | 2135.57 | 2135.69 |
| MW-17 | 10/22/2012 | 2289.88 | 154.23 | 154.52 | 0.29 | 2135.36 | 2135.58 |
| MW-17 | 11/15/2012 | 2289.88 | 154.59 | 154.91 | 0.32 | 2134.97 | 2135.21 |
| MW-17 | 12/13/2012 | 2289.88 | 154.85 | 155.18 | 0.33 | 2134.70 | 2134.95 |
| MW-17 | 1/21/2013 | 2289.88 | 154.92 | 155.26 | 0.34 | 2134.62 | 2134.88 |
| MW-17 | 2/13/2013 | 2289.88 | 154.95 | 155.27 | 0.32 | 2134.61 | 2134.85 |

| Well ID | Measurement Date | Measuring Point Elevation (ft amsl) | Depth to LNAPL (ft btoc) | Depth to Water (ft btoc) | Apparent LNAPL Thickness (ft) | Uncorrected Groundwater Elevation (ft amsl) | Potentiometric Surface Elevation (ft amsl) |
|---|---|---|---|---|---|---|---|
| MW-17 | 3/21/2013 | 2289.88 | 154.99 | 155.33 | 0.34 | 2134.55 | 2134.81 |
| MW-17 | 4/15/2013 | 2289.88 | 155.10 | 155.45 | 0.35 | 2134.43 | 2134.69 |
| MW-17 | 5/23/2013 | 2289.88 | 155.29 | 155.83 | 0.54 | 2134.05 | 2134.46 |
| MW-17 | 6/26/2013 | 2289.88 | 155.55 | 155.91 | 0.36 | 2133.97 | 2134.24 |
| MW-17 | 7/8/2013 | 2289.88 | 155.66 | 156.05 | 0.39 | 2133.83 | 2134.12 |
| MW-17 | 8/8/2013 | 2289.88 | 155.88 | 156.21 | 0.33 | 2133.67 | 2133.92 |
| MW-17 | 9/5/2013 | 2289.88 | 155.84 | 156.14 | 0.30 | 2133.74 | 2133.97 |
| MW-17 | 10/3/2013 | 2289.88 | 156.00 | 156.29 | 0.29 | 2133.59 | 2133.81 |
| MW-17 | 11/27/2013 | 2286.73 | 153.04 | 153.23 | 0.19 | 2133.50 | 2133.64 |
| MW-17 | 12/31/2013 | 2286.73 | NP | 153.00 | NP | 2133.73 | 2133.73 |
| MW-17 | 1/10/2014 | 2286.73 | 153.21 | 153.23 | 0.02 | 2133.50 | 2133.52 |
| MW-17 | 2/18/2014 | 2286.73 | 153.31 | 153.32 | 0.01 | 2133.41 | 2133.42 |
| MW-17 | 3/12/2014 | 2286.73 | NP | 153.35 | NP | 2133.38 | 2133.38 |
| MW-17 | 4/17/2014 | 2286.73 | NP | 153.46 | NP | 2133.27 | 2133.27 |
| MW-17 | 5/22/2014 | 2286.73 | NP | 153.80 | NP | 2132.93 | 2132.93 |
| MW-17 | 6/20/2014 | 2286.73 | NP | 154.05 | NP | 2132.68 | 2132.68 |
| MW-17 | 7/15/2014 | 2286.73 | NP | 154.37 | NP | 2132.36 | 2132.36 |
| MW-17 | 8/14/2014 | 2286.73 | NP | 154.71 | NP | 2132.02 | 2132.02 |
| MW-17 | 9/9/2014 | 2286.73 | NP | 154.70 | NP | 2132.03 | 2132.03 |
| MW-17 | 10/1/2014 | 2286.73 | 154.05 | 154.05 | 0.00 | 2132.68 | 2132.68 |
| MW-17 | 11/18/2014 | 2286.73 | NP | 153.76 | NP | 2132.97 | 2132.97 |
| MW-17 | 12/16/2014 | 2286.73 | NP | 153.72 | NP | 2133.01 | 2133.01 |
| MW-17 | 1/19/2015 | 2286.73 | NP | 153.46 | NP | 2133.27 | 2133.27 |
| MW-17 | 2/19/2015 | 2286.73 | NP | 153.17 | NP | 2133.56 | 2133.56 |
| MW-17 | 3/26/2015 | 2286.73 | NP | 152.89 | NP | 2133.84 | 2133.84 |
| MW-17 | 4/16/2015 | 2286.73 | NP | 152.72 | NP | 2134.01 | 2134.01 |
| MW-17 | 5/19/2015 | 2286.73 | NP | 152.93 | NP | 2133.80 | 2133.80 |
| MW-17 | 6/22/2015 | 2286.73 | NP | 153.45 | NP | 2133.28 | 2133.28 |
| MW-17 | 1/5/2016 | 2286.73 | NP | 151.13 | NP | 2135.60 | 2135.60 |
| MW-17 | 2/10/2016 | 2286.73 | NP | 151.74 | NP | 2134.99 | 2134.99 |
| MW-17 | 3/2/2016 | 2286.73 | NP | 151.56 | NP | 2135.17 | 2135.17 |
| MW-17 | 4/4/2016 | 2286.73 | NP | 150.36 | NP | 2136.37 | 2136.37 |
| MW-17 | 5/10/2016 | 2286.73 | NP | 151.19 | NP | 2135.54 | 2135.54 |
| MW-17 | 6/28/2016 | 2286.73 | NP | 151.49 | NP | 2135.24 | 2135.24 |
| MW-17 | 7/28/2016 | 2286.73 | NP | 150.84 | NP | 2135.89 | 2135.89 |
| MW-17 | 8/31/2016 | 2286.73 | NP | 150.72 | NP | 2136.01 | 2136.01 |
| MW-17 | 9/30/2016 | 2286.73 | NP | 150.46 | NP | 2136.27 | 2136.27 |
| MW-17 | 10/13/2016 | 2286.73 | NP | 150.47 | NP | 2136.26 | 2136.26 |
| MW-17 | 11/21/2016 | 2286.73 | NP | 150.43 | NP | 2136.30 | 2136.30 |
| MW-17 | 12/27/2016 | 2286.73 | NP | 150.28 | NP | 2136.45 | 2136.45 |
| MW-17 | 1/26/2017 | 2286.73 | NP | 150.11 | NP | 2136.62 | 2136.62 |
| MW-17 | 2/28/2017 | 2286.73 | NP | 149.69 | NP | 2137.04 | 2137.04 |
| MW-17 | 3/31/2017 | 2286.73 | NP | 149.62 | NP | 2137.11 | 2137.11 |
| MW-17 | 4/21/2017 | 2286.73 | NP | 149.43 | NP | 2137.30 | 2137.30 |
| MW-17 | 5/16/2017 | 2286.73 | NP | 149.41 | NP | 2137.32 | 2137.32 |
| MW-17 | 6/13/2017 | 2286.73 | NP | 149.50 | NP | 2137.23 | 2137.23 |

| Well ID | Measurement Date | Measuring Point Elevation (ft amsl) | Depth to LNAPL (ft btoc) | Depth to Water (ft btoc) | Apparent LNAPL Thickness (ft) | Uncorrected Groundwater Elevation (ft amsl) | Potentiometric Surface Elevation (ft amsl) |
|---|---|---|---|---|---|---|---|
| MW-17 | 7/13/2017 | 2286.73 | NP | 149.72 | NP | 2137.01 | 2137.01 |
| MW-17 | 8/17/2017 | 2286.73 | NP | 148.40 | NP | 2138.33 | 2138.33 |
| MW-17 | 9/20/2017 | 2286.73 | NP | 147.40 | NP | 2139.33 | 2139.33 |
| MW-17 | 10/26/2017 | 2286.73 | NP | 147.50 | NP | 2139.23 | 2139.23 |
| MW-17 | 11/30/2017 | 2286.73 | NP | 147.46 | NP | 2139.27 | 2139.27 |
| MW-17 | 12/12/2017 | 2286.73 | NP | 147.45 | NP | 2139.28 | 2139.28 |
| MW-17 | 1/31/2018 | 2286.73 | NP | 147.28 | NP | 2139.45 | 2139.45 |
| MW-17 | 2/21/2018 | 2286.73 | NP | 147.16 | NP | 2139.57 | 2139.57 |
| MW-17 | 3/26/2018 | 2286.73 | NP | 147.03 | NP | 2139.70 | 2139.70 |
| MW-17 | 4/10/2018 | 2286.73 | NP | 150.22 | NP | 2136.51 | 2136.51 |
| MW-17 | 5/23/2018 | 2286.73 | NP | 146.94 | NP | 2139.79 | 2139.79 |
| MW-17 | 6/27/2018 | 2286.73 | NP | 150.68 | NP | 2136.05 | 2136.05 |
| MW-17 | 7/16/2018 | 2286.73 | NP | 146.76 | NP | 2139.97 | 2139.97 |
| MW-17 | 8/23/2018 | 2286.73 | NP | 146.88 | NP | 2139.85 | 2139.85 |
| MW-17 | 9/27/2018 | 2286.73 | NP | 146.03 | NP | 2140.70 | 2140.70 |
| MW-17 | 10/22/2018 | 2286.73 | NP | 145.50 | NP | 2141.23 | 2141.23 |
| MW-17 | 11/28/2018 | 2286.73 | NP | 144.71 | NP | 2142.02 | 2142.02 |
| MW-17 | 12/27/2018 | 2286.73 | NP | 144.51 | NP | 2142.22 | 2142.22 |
| MW-17 | 1/16/2019 | 2286.73 | NP | 144.55 | NP | 2142.18 | 2142.18 |
| MW-17 | 2/26/2019 | 2286.73 | NP | 143.97 | NP | 2142.76 | 2142.76 |
| MW-17 | 3/27/2019 | 2286.73 | NP | 143.65 | NP | 2143.08 | 2143.08 |
| MW-17 | 4/9/2019 | 2286.73 | NP | 143.28 | NP | 2143.45 | 2143.45 |
| MW-17 | 5/8/2019 | 2286.73 | NP | 143.16 | NP | 2143.57 | 2143.57 |
| MW-17 | 6/20/2019 | 2286.73 | NP | 143.19 | NP | 2143.54 | 2143.54 |
| MW-17 | 7/25/2019 | 2286.73 | NP | 143.21 | NP | 2143.52 | 2143.52 |
| MW-17 | 8/18/2019 | 2286.73 | NP | 143.42 | NP | 2143.31 | 2143.31 |
| MW-17 | 9/24/2019 | 2286.73 | NP | 143.65 | NP | 2143.08 | 2143.08 |
| MW-17 | 10/17/2019 | 2286.73 | NP | 143.87 | NP | 2142.86 | 2142.86 |
| MW-17 | 11/27/2019 | 2286.73 | NP | 143.87 | NP | 2142.86 | 2142.86 |
| MW-17 | 12/17/2019 | 2286.73 | NP | 143.83 | NP | 2142.90 | 2142.90 |
| MW-17 | 1/24/2020 | 2286.73 | NP | 143.14 | NP | 2143.59 | 2143.59 |
| MW-17 | 2/16/2020 | 2286.73 | NP | 142.89 | NP | 2143.84 | 2143.84 |
| MW-17 | 3/10/2020 | 2286.73 | NP | 147.90 | NP | 2138.83 | 2138.83 |
| MW-17 | 4/2/2020 | 2286.73 | NP | 143.06 | NP | 2143.67 | 2143.67 |
| MW-17 | 5/18/2020 | 2286.73 | NP | 143.21 | NP | 2143.52 | 2143.52 |
| MW-17 | 6/25/2020 | 2286.73 | NP | 143.62 | NP | 2143.11 | 2143.11 |
| MW-17 | 7/7/2020 | 2286.73 | NP | 143.85 | NP | 2142.88 | 2142.88 |
| MW-17 | 8/31/2020 | 2286.73 | NP | 144.85 | NP | 2141.88 | 2141.88 |
| MW-17 | 9/16/2020 | 2286.73 | NP | 145.20 | NP | 2141.53 | 2141.53 |
| MW-17 | 10/30/2020 | 2286.73 | NP | 146.44 | NP | 2140.29 | 2140.29 |
| MW-17 | 11/30/2020 | 2286.73 | NP | 147.56 | NP | 2139.17 | 2139.17 |
| MW-17 | 12/31/2020 | 2286.73 | NP | 147.97 | NP | 2138.76 | 2138.76 |
| MW-17 | 1/20/2021 | 2286.73 | NP | 148.50 | NP | 2138.23 | 2138.23 |
| MW-17 | 3/1/2021 | 2286.73 | NP | 149.34 | NP | 2137.39 | 2137.39 |
| MW-17 | 3/27/2021 | 2286.73 | NP | 149.68 | NP | 2137.05 | 2137.05 |
| MW-17 | 4/9/2021 | 2286.73 | NP | 149.78 | NP | 2136.95 | 2136.95 |

| Well ID | Measurement Date | Measuring Point Elevation (ft amsl) | Depth to LNAPL (ft btoc) | Depth to Water (ft btoc) | Apparent LNAPL Thickness (ft) | Uncorrected Groundwater Elevation (ft amsl) | Potentiometric Surface Elevation (ft amsl) |
|---|---|---|---|---|---|---|---|
| MW-17 | 5/25/2021 | 2286.73 | NP | 150.42 | NP | 2136.31 | 2136.31 |
| MW-17 | 6/15/2021 | 2286.73 | NP | 150.62 | NP | 2136.11 | 2136.11 |
| MW-17 | 7/8/2021 | 2286.73 | NP | 151.09 | NP | 2135.64 | 2135.64 |
| MW-17 | 8/30/2021 | 2286.73 | NP | 150.14 | NP | 2136.59 | 2136.59 |
| MW-17 | 9/28/2021 | 2286.73 | NP | 149.04 | NP | 2137.69 | 2137.69 |
| MW-17 | 10/18/2021 | 2286.73 | NP | 149.05 | NP | 2137.68 | 2137.68 |
| MW-17 | 11/24/2021 | 2286.73 | NP | 149.54 | NP | 2137.19 | 2137.19 |
| MW-17 | 12/21/2021 | 2286.73 | NP | 149.67 | NP | 2137.06 | 2137.06 |
| MW-17 | 1/26/2022 | 2286.73 | NP | 149.90 | NP | 2136.83 | 2136.83 |
| MW-17 | 2/21/2022 | 2286.73 | NP | 150.09 | NP | 2136.64 | 2136.64 |
| MW-17 | 3/16/2022 | 2286.73 | NP | 150.22 | NP | 2136.51 | 2136.51 |
| MW-17 | 4/6/2022 | 2286.73 | NP | 150.36 | NP | 2136.37 | 2136.37 |
| MW-17 | 5/2/2022 | 2286.73 | NP | 150.69 | NP | 2136.04 | 2136.04 |
| MW-17 | 6/17/2022 | 2286.73 | NP | 151.11 | NP | 2135.62 | 2135.62 |
| MW-17 | 7/15/2022 | 2286.73 | NP | 151.22 | NP | 2135.51 | 2135.51 |
| MW-17 | 8/17/2022 | 2286.73 | NP | 151.61 | NP | 2135.12 | 2135.12 |
| MW-17 | 9/8/2022 | 2286.73 | NP | 151.40 | NP | 2135.33 | 2135.33 |
| MW-17 | 10/13/2022 | 2286.73 | NP | 150.82 | NP | 2135.91 | 2135.91 |
| MW-17 | 11/2/2022 | 2286.73 | NP | 150.47 | NP | 2136.26 | 2136.26 |
| MW-17 | 12/12/2022 | 2286.73 | NP | 150.22 | NP | 2136.51 | 2136.51 |
| MW-17 | 1/10/2023 | 2286.73 | NP | 150.21 | NP | 2136.52 | 2136.52 |
| MW-17 | 2/27/2023 | 2286.73 | NP | 144.84 | NP | 2141.89 | 2141.89 |
| MW-17 | 3/27/2023 | 2286.73 | NP | 144.90 | NP | 2141.83 | 2141.83 |
| MW-17 | 4/25/2023 | 2286.73 | NP | 149.42 | NP | 2137.31 | 2137.31 |
| MW-17 | 5/30/2023 | 2286.73 | NP | 149.23 | NP | 2137.50 | 2137.50 |
| MW-17 | 6/6/2023 | 2286.73 | NP | 148.63 | NP | 2138.10 | 2138.10 |
| MW-17 | 8/15/2023 | 2286.73 | NP | 146.95 | NP | 2139.78 | 2139.78 |
| MW-17 | 9/20/2023 | 2286.73 | NP | 148.91 | NP | 2137.82 | 2137.82 |
| MW-17 | 10/31/2023 | 2286.73 | NP | 148.72 | NP | 2138.01 | 2138.01 |
| MW-17 | 11/14/2023 | 2286.73 | NP | 148.64 | NP | 2138.09 | 2138.09 |
| MW-17 | 12/21/2023 | 2286.73 | NP | 148.78 | NP | 2137.95 | 2137.95 |
| MW-17 | 2/28/2024 | 2286.73 | NP | 147.64 | NP | 2139.09 | 2139.09 |
| MW-17 | 3/28/2024 | 2286.73 | NP | 147.08 | NP | 2139.65 | 2139.65 |
| MW-17 | 4/30/2024 | 2286.73 | NP | 146.21 | NP | 2140.52 | 2140.52 |
| MW-17 | 5/23/2024 | 2286.73 | NP | 145.32 | NP | 2141.41 | 2141.41 |
| MW-17 | 6/26/2024 | 2286.73 | NP | 145.59 | NP | 2141.14 | 2141.14 |
| MW-18 | 2/5/2004 | 2286.11 | NP | 140.27 | NP | 2145.84 | 2145.84 |
| MW-18 | 2/12/2004 | 2286.11 | NP | 140.30 | NP | 2145.81 | 2145.81 |
| MW-18 | 2/23/2004 | 2286.11 | NP | 140.34 | NP | 2145.77 | 2145.77 |
| MW-18 | 3/2/2004 | 2286.11 | NP | 140.34 | NP | 2145.77 | 2145.77 |
| MW-18 | 3/8/2004 | 2286.11 | NP | 140.34 | NP | 2145.77 | 2145.77 |
| MW-18 | 3/15/2004 | 2286.11 | NP | 140.43 | NP | 2145.68 | 2145.68 |
| MW-18 | 3/22/2004 | 2286.11 | NP | 140.45 | NP | 2145.66 | 2145.66 |
| MW-18 | 3/29/2004 | 2286.11 | NP | 140.49 | NP | 2145.62 | 2145.62 |
| MW-18 | 4/5/2004 | 2286.11 | NP | 140.52 | NP | 2145.59 | 2145.59 |
| MW-18 | 4/12/2004 | 2286.11 | NP | 140.54 | NP | 2145.57 | 2145.57 |

| Well ID | Measurement Date | Measuring Point Elevation (ft amsl) | Depth to LNAPL (ft btoc) | Depth to Water (ft btoc) | Apparent LNAPL Thickness (ft) | Uncorrected Groundwater Elevation (ft amsl) | Potentiometric Surface Elevation (ft amsl) |
|---|---|---|---|---|---|---|---|
| MW-18 | 4/19/2004 | 2286.11 | NP | 140.58 | NP | 2145.53 | 2145.53 |
| MW-18 | 4/26/2004 | 2286.11 | NP | 140.79 | NP | 2145.32 | 2145.32 |
| MW-18 | 5/3/2004 | 2286.11 | NP | 140.59 | NP | 2145.52 | 2145.52 |
| MW-18 | 5/10/2004 | 2286.11 | NP | 140.80 | NP | 2145.31 | 2145.31 |
| MW-18 | 5/17/2004 | 2286.11 | NP | 140.67 | NP | 2145.44 | 2145.44 |
| MW-18 | 5/24/2004 | 2286.11 | NP | 140.71 | NP | 2145.40 | 2145.40 |
| MW-18 | 5/31/2004 | 2286.11 | NP | 140.79 | NP | 2145.32 | 2145.32 |
| MW-18 | 6/7/2004 | 2286.11 | NP | 140.79 | NP | 2145.32 | 2145.32 |
| MW-18 | 6/14/2004 | 2286.11 | NP | 140.91 | NP | 2145.20 | 2145.20 |
| MW-18 | 6/21/2004 | 2286.11 | NP | 141.03 | NP | 2145.08 | 2145.08 |
| MW-18 | 6/28/2004 | 2286.11 | NP | 141.17 | NP | 2144.94 | 2144.94 |
| MW-18 | 7/6/2004 | 2286.11 | NP | 141.28 | NP | 2144.83 | 2144.83 |
| MW-18 | 7/12/2004 | 2286.11 | NP | 141.38 | NP | 2144.73 | 2144.73 |
| MW-18 | 7/19/2004 | 2286.11 | NP | 141.50 | NP | 2144.61 | 2144.61 |
| MW-18 | 7/26/2004 | 2286.11 | NP | 141.59 | NP | 2144.52 | 2144.52 |
| MW-18 | 8/2/2004 | 2286.11 | NP | 141.73 | NP | 2144.38 | 2144.38 |
| MW-18 | 8/9/2004 | 2286.11 | NP | 141.89 | NP | 2144.22 | 2144.22 |
| MW-18 | 8/16/2004 | 2286.11 | NP | 142.01 | NP | 2144.10 | 2144.10 |
| MW-18 | 8/23/2004 | 2286.11 | NP | 142.01 | NP | 2144.10 | 2144.10 |
| MW-18 | 8/30/2004 | 2286.11 | NP | 142.23 | NP | 2143.88 | 2143.88 |
| MW-18 | 9/8/2004 | 2286.11 | NP | 142.31 | NP | 2143.80 | 2143.80 |
| MW-18 | 9/13/2004 | 2286.11 | NP | 142.31 | NP | 2143.80 | 2143.80 |
| MW-18 | 9/20/2004 | 2286.11 | NP | 142.56 | NP | 2143.55 | 2143.55 |
| MW-18 | 9/27/2004 | 2286.11 | NP | 142.67 | NP | 2143.44 | 2143.44 |
| MW-18 | 10/4/2004 | 2286.11 | NP | 142.74 | NP | 2143.37 | 2143.37 |
| MW-18 | 10/11/2004 | 2286.11 | NP | 142.84 | NP | 2143.27 | 2143.27 |
| MW-18 | 10/18/2004 | 2286.11 | NP | 142.91 | NP | 2143.20 | 2143.20 |
| MW-18 | 10/25/2004 | 2286.11 | NP | 142.95 | NP | 2143.16 | 2143.16 |
| MW-18 | 11/1/2004 | 2286.11 | NP | 143.08 | NP | 2143.03 | 2143.03 |
| MW-18 | 11/8/2004 | 2286.11 | NP | 143.19 | NP | 2142.92 | 2142.92 |
| MW-18 | 11/15/2004 | 2286.11 | NP | 143.21 | NP | 2142.90 | 2142.90 |
| MW-18 | 11/30/2004 | 2286.11 | NP | 143.36 | NP | 2142.75 | 2142.75 |
| MW-18 | 12/6/2004 | 2286.11 | NP | 143.55 | NP | 2142.56 | 2142.56 |
| MW-18 | 12/13/2004 | 2286.11 | NP | 143.57 | NP | 2142.54 | 2142.54 |
| MW-18 | 12/20/2004 | 2286.11 | NP | 143.56 | NP | 2142.55 | 2142.55 |
| MW-18 | 1/4/2005 | 2286.11 | NP | 143.72 | NP | 2142.39 | 2142.39 |
| MW-18 | 1/10/2005 | 2286.11 | NP | 143.38 | NP | 2142.73 | 2142.73 |
| MW-18 | 1/17/2005 | 2286.11 | NP | 143.71 | NP | 2142.40 | 2142.40 |
| MW-18 | 1/24/2005 | 2286.11 | NP | 143.84 | NP | 2142.27 | 2142.27 |
| MW-18 | 1/31/2005 | 2286.11 | NP | 143.79 | NP | 2142.32 | 2142.32 |
| MW-18 | 2/24/2005 | 2286.11 | NP | 143.71 | NP | 2142.40 | 2142.40 |
| MW-18 | 3/2/2005 | 2286.11 | 143.79 | 143.84 | 0.05 | 2142.27 | 2142.31 |
| MW-18 | 3/7/2005 | 2286.11 | 143.97 | 144.13 | 0.16 | 2141.98 | 2142.10 |
| MW-18 | 3/14/2005 | 2286.11 | 143.60 | 143.85 | 0.25 | 2142.26 | 2142.45 |
| MW-18 | 3/21/2005 | 2286.11 | 143.55 | 143.79 | 0.24 | 2142.32 | 2142.50 |
| MW-18 | 3/27/2005 | 2286.11 | 143.42 | 143.74 | 0.32 | 2142.37 | 2142.61 |

| Well ID | Measurement Date | Measuring Point Elevation (ft amsl) | Depth to LNAPL (ft btoc) | Depth to Water (ft btoc) | Apparent LNAPL Thickness (ft) | Uncorrected Groundwater Elevation (ft amsl) | Potentiometric Surface Elevation (ft amsl) |
|---|---|---|---|---|---|---|---|
| MW-18 | 4/4/2005 | 2286.11 | 143.49 | 143.74 | 0.25 | 2142.37 | 2142.56 |
| MW-18 | 4/11/2005 | 2286.11 | 143.50 | 143.93 | 0.43 | 2142.18 | 2142.50 |
| MW-18 | 4/18/2005 | 2286.11 | 143.54 | 144.02 | 0.48 | 2142.09 | 2142.45 |
| MW-18 | 4/25/2005 | 2286.11 | 143.47 | 143.89 | 0.42 | 2142.22 | 2142.54 |
| MW-18 | 5/2/2005 | 2286.11 | 143.45 | 144.03 | 0.58 | 2142.08 | 2142.52 |
| MW-18 | 5/10/2005 | 2286.11 | 143.48 | 144.10 | 0.62 | 2142.01 | 2142.48 |
| MW-18 | 5/16/2005 | 2286.11 | 143.62 | 143.95 | 0.33 | 2142.16 | 2142.41 |
| MW-18 | 5/23/2005 | 2286.11 | 143.71 | 144.03 | 0.32 | 2142.08 | 2142.32 |
| MW-18 | 5/30/2005 | 2286.11 | 143.82 | 144.00 | 0.18 | 2142.11 | 2142.25 |
| MW-18 | 6/6/2005 | 2286.11 | 143.89 | 144.03 | 0.14 | 2142.08 | 2142.19 |
| MW-18 | 6/13/2005 | 2286.11 | 143.95 | 144.05 | 0.10 | 2142.06 | 2142.14 |
| MW-18 | 6/20/2005 | 2286.11 | 144.02 | 144.12 | 0.10 | 2141.99 | 2142.07 |
| MW-18 | 6/27/2005 | 2286.11 | 144.00 | 144.28 | 0.28 | 2141.83 | 2142.04 |
| MW-18 | 7/5/2005 | 2286.11 | 144.05 | 144.50 | 0.45 | 2141.61 | 2141.95 |
| MW-18 | 7/11/2005 | 2286.11 | 144.07 | 144.75 | 0.68 | 2141.36 | 2141.87 |
| MW-18 | 7/18/2005 | 2286.11 | 144.10 | 145.04 | 0.94 | 2141.07 | 2141.78 |
| MW-18 | 7/25/2005 | 2286.11 | 144.11 | 145.28 | 1.17 | 2140.83 | 2141.71 |
| MW-18 | 8/1/2005 | 2286.11 | 144.25 | 145.35 | 1.10 | 2140.76 | 2141.59 |
| MW-18 | 8/8/2005 | 2286.11 | 144.26 | 145.50 | 1.24 | 2140.61 | 2141.54 |
| MW-18 | 8/15/2005 | 2286.11 | 144.31 | 145.58 | 1.27 | 2140.53 | 2141.48 |
| MW-18 | 8/22/2005 | 2286.11 | 144.31 | 145.62 | 1.31 | 2140.49 | 2141.47 |
| MW-18 | 8/29/2005 | 2286.11 | 144.25 | 145.46 | 1.21 | 2140.65 | 2141.56 |
| MW-18 | 9/7/2005 | 2286.11 | 143.99 | 145.10 | 1.11 | 2141.01 | 2141.84 |
| MW-18 | 9/19/2005 | 2286.11 | 143.77 | 143.92 | 0.15 | 2142.19 | 2142.30 |
| MW-18 | 9/26/2005 | 2286.11 | 143.67 | 143.70 | 0.03 | 2142.41 | 2142.43 |
| MW-18 | 10/3/2005 | 2286.11 | 143.66 | 143.77 | 0.11 | 2142.34 | 2142.42 |
| MW-18 | 10/10/2005 | 2286.11 | 143.75 | 144.00 | 0.25 | 2142.11 | 2142.30 |
| MW-18 | 10/17/2005 | 2286.11 | 143.84 | 144.05 | 0.21 | 2142.06 | 2142.22 |
| MW-18 | 10/24/2005 | 2286.11 | 144.04 | 144.18 | 0.14 | 2141.93 | 2142.04 |
| MW-18 | 10/31/2005 | 2286.11 | 144.14 | 144.38 | 0.24 | 2141.73 | 2141.91 |
| MW-18 | 11/7/2005 | 2286.11 | 144.24 | 144.59 | 0.35 | 2141.52 | 2141.78 |
| MW-18 | 11/14/2005 | 2286.11 | 144.21 | 145.15 | 0.94 | 2140.96 | 2141.67 |
| MW-18 | 11/21/2005 | 2286.11 | 144.25 | 145.50 | 1.25 | 2140.61 | 2141.55 |
| MW-18 | 12/5/2005 | 2286.11 | 144.35 | 145.72 | 1.37 | 2140.39 | 2141.42 |
| MW-18 | 12/12/2005 | 2286.11 | 144.38 | 145.80 | 1.42 | 2140.31 | 2141.38 |
| MW-18 | 12/19/2005 | 2286.11 | 144.45 | 145.86 | 1.41 | 2140.25 | 2141.31 |
| MW-18 | 12/28/2005 | 2286.11 | 144.49 | 145.89 | 1.40 | 2140.22 | 2141.27 |
| MW-18 | 1/9/2006 | 2286.11 | 144.61 | 145.87 | 1.26 | 2140.24 | 2141.19 |
| MW-18 | 1/16/2006 | 2286.11 | 144.69 | 145.92 | 1.23 | 2140.19 | 2141.11 |
| MW-18 | 1/30/2006 | 2286.11 | 144.73 | 145.93 | 1.20 | 2140.18 | 2141.08 |
| MW-18 | 2/13/2006 | 2286.11 | 144.76 | 146.05 | 1.29 | 2140.06 | 2141.03 |
| MW-18 | 2/27/2006 | 2286.11 | 144.79 | 146.14 | 1.35 | 2139.97 | 2140.98 |
| MW-18 | 3/6/2006 | 2286.11 | 144.82 | 146.09 | 1.27 | 2140.02 | 2140.97 |
| MW-18 | 3/13/2006 | 2286.11 | 144.86 | 146.11 | 1.25 | 2140.00 | 2140.94 |
| MW-18 | 3/20/2006 | 2286.11 | 144.89 | 146.13 | 1.24 | 2139.98 | 2140.91 |
| MW-18 | 3/27/2006 | 2286.11 | 144.89 | 146.15 | 1.26 | 2139.96 | 2140.91 |

| Well ID | Measurement Date | Measuring Point Elevation (ft amsl) | Depth to LNAPL (ft btoc) | Depth to Water (ft btoc) | Apparent LNAPL Thickness (ft) | Uncorrected Groundwater Elevation (ft amsl) | Potentiometric Surface Elevation (ft amsl) |
|---|---|---|---|---|---|---|---|
| MW-18 | 4/3/2006 | 2286.11 | 144.95 | 146.14 | 1.19 | 2139.97 | 2140.86 |
| MW-18 | 4/10/2006 | 2286.11 | 145.00 | 146.18 | 1.18 | 2139.93 | 2140.82 |
| MW-18 | 4/17/2006 | 2286.11 | 145.09 | 146.19 | 1.10 | 2139.92 | 2140.75 |
| MW-18 | 4/24/2006 | 2286.11 | 145.14 | 146.11 | 0.97 | 2140.00 | 2140.73 |
| MW-18 | 5/1/2006 | 2286.11 | 145.15 | 146.19 | 1.04 | 2139.92 | 2140.70 |
| MW-18 | 5/15/2006 | 2286.11 | 145.11 | 146.32 | 1.21 | 2139.79 | 2140.70 |
| MW-18 | 5/22/2006 | 2286.11 | 145.28 | 146.35 | 1.07 | 2139.76 | 2140.56 |
| MW-18 | 5/30/2006 | 2286.11 | 145.27 | 146.53 | 1.26 | 2139.58 | 2140.53 |
| MW-18 | 6/5/2006 | 2286.11 | 145.36 | 146.59 | 1.23 | 2139.52 | 2140.44 |
| MW-18 | 6/12/2006 | 2286.11 | 145.68 | 146.03 | 0.35 | 2140.08 | 2140.34 |
| MW-18 | 6/26/2006 | 2286.11 | 145.73 | 146.50 | 0.77 | 2139.61 | 2140.19 |
| MW-18 | 7/10/2006 | 2286.11 | 145.85 | 146.75 | 0.90 | 2139.36 | 2140.04 |
| MW-18 | 8/4/2006 | 2286.11 | NP | 146.90 | NP | 2139.21 | 2139.21 |
| MW-18 | 8/14/2006 | 2286.11 | 146.00 | 147.13 | 1.13 | 2138.98 | 2139.83 |
| MW-18 | 8/23/2006 | 2286.11 | 145.98 | 147.05 | 1.07 | 2139.06 | 2139.86 |
| MW-18 | 9/19/2006 | 2286.11 | 144.95 | 145.81 | 0.86 | 2140.30 | 2140.95 |
| MW-18 | 10/20/2006 | 2286.11 | 144.38 | 144.56 | 0.18 | 2141.55 | 2141.69 |
| MW-18 | 10/30/2006 | 2286.11 | 144.46 | 144.83 | 0.37 | 2141.28 | 2141.56 |
| MW-18 | 11/17/2006 | 2286.11 | 144.70 | 145.21 | 0.51 | 2140.90 | 2141.28 |
| MW-18 | 1/29/2007 | 2286.11 | 145.60 | 146.79 | 1.19 | 2139.32 | 2140.21 |
| MW-18 | 3/1/2007 | 2286.11 | 145.78 | 146.92 | 1.14 | 2139.19 | 2140.05 |
| MW-18 | 3/28/2007 | 2286.11 | 145.99 | 147.17 | 1.18 | 2138.94 | 2139.83 |
| MW-18 | 4/26/2007 | 2286.11 | 146.09 | 147.30 | 1.21 | 2138.81 | 2139.72 |
| MW-18 | 5/28/2007 | 2286.11 | 146.26 | 147.42 | 1.16 | 2138.69 | 2139.56 |
| MW-18 | 6/27/2007 | 2286.11 | 146.60 | 147.74 | 1.14 | 2138.37 | 2139.23 |
| MW-18 | 7/23/2007 | 2286.11 | 146.93 | 148.00 | 1.07 | 2138.11 | 2138.91 |
| MW-18 | 8/25/2007 | 2286.11 | 146.21 | 147.28 | 1.07 | 2138.83 | 2139.63 |
| MW-18 | 9/25/2007 | 2286.11 | 146.10 | 146.33 | 0.23 | 2139.78 | 2139.95 |
| MW-18 | 10/22/2007 | 2286.11 | 146.35 | 146.89 | 0.54 | 2139.22 | 2139.63 |
| MW-18 | 11/28/2007 | 2286.11 | 147.13 | 147.71 | 0.58 | 2138.40 | 2138.84 |
| MW-18 | 12/31/2007 | 2286.11 | 147.20 | 147.80 | 0.60 | 2138.31 | 2138.76 |
| MW-18 | 1/26/2008 | 2286.11 | 147.07 | 147.54 | 0.47 | 2138.57 | 2138.92 |
| MW-18 | 2/29/2008 | 2286.11 | 147.09 | 147.52 | 0.43 | 2138.59 | 2138.91 |
| MW-18 | 3/31/2008 | 2286.11 | 146.71 | 147.05 | 0.34 | 2139.06 | 2139.32 |
| MW-18 | 4/21/2008 | 2286.11 | 146.83 | 147.19 | 0.36 | 2138.92 | 2139.19 |
| MW-18 | 5/23/2008 | 2286.11 | 147.22 | 147.58 | 0.36 | 2138.53 | 2138.80 |
| MW-18 | 6/25/2008 | 2286.11 | 147.43 | 148.04 | 0.61 | 2138.07 | 2138.53 |
| MW-18 | 7/28/2008 | 2286.11 | 147.80 | 148.48 | 0.68 | 2137.63 | 2138.14 |
| MW-18 | 8/25/2008 | 2286.11 | 146.88 | 147.11 | 0.23 | 2139.00 | 2139.17 |
| MW-18 | 9/30/2008 | 2286.11 | NP | 145.35 | NP | 2140.76 | 2140.76 |
| MW-18 | 10/13/2008 | 2286.11 | NP | 145.32 | NP | 2140.79 | 2140.79 |
| MW-18 | 11/26/2008 | 2286.11 | 145.82 | 145.83 | 0.01 | 2140.28 | 2140.29 |
| MW-18 | 12/23/2008 | 2286.11 | NP | 146.24 | NP | 2139.87 | 2139.87 |
| MW-18 | 1/26/2009 | 2286.11 | NP | 146.31 | NP | 2139.80 | 2139.80 |
| MW-18 | 2/27/2009 | 2286.11 | NP | 146.36 | NP | 2139.75 | 2139.75 |
| MW-18 | 3/26/2009 | 2286.11 | NP | 146.56 | NP | 2139.55 | 2139.55 |

| Well ID | Measurement Date | Measuring Point Elevation (ft amsl) | Depth to LNAPL (ft btoc) | Depth to Water (ft btoc) | Apparent LNAPL Thickness (ft) | Uncorrected Groundwater Elevation (ft amsl) | Potentiometric Surface Elevation (ft amsl) |
|---|---|---|---|---|---|---|---|
| MW-18 | 4/27/2009 | 2286.11 | NP | 146.65 | NP | 2139.46 | 2139.46 |
| MW-18 | 5/20/2009 | 2286.11 | NP | 147.01 | NP | 2139.10 | 2139.10 |
| MW-18 | 6/16/2009 | 2286.11 | NP | 147.60 | NP | 2138.51 | 2138.51 |
| MW-18 | 7/20/2009 | 2286.11 | NP | 148.06 | NP | 2138.05 | 2138.05 |
| MW-18 | 8/31/2009 | 2286.11 | 148.42 | 148.54 | 0.12 | 2137.57 | 2137.66 |
| MW-18 | 9/29/2009 | 2286.11 | 148.62 | 148.73 | 0.11 | 2137.38 | 2137.46 |
| MW-18 | 10/22/2009 | 2286.11 | 148.81 | 148.92 | 0.11 | 2137.19 | 2137.27 |
| MW-18 | 11/25/2009 | 2286.11 | 149.07 | 149.23 | 0.16 | 2136.88 | 2137.00 |
| MW-18 | 12/14/2009 | 2286.11 | NP | 149.28 | NP | 2136.83 | 2136.83 |
| MW-18 | 1/18/2010 | 2286.11 | 149.19 | 149.24 | 0.05 | 2136.87 | 2136.91 |
| MW-18 | 2/26/2010 | 2286.11 | 149.30 | 149.34 | 0.04 | 2136.77 | 2136.80 |
| MW-18 | 3/22/2010 | 2286.11 | NP | 148.67 | NP | 2137.44 | 2137.44 |
| MW-18 | 4/12/2010 | 2286.11 | NP | 148.56 | NP | 2137.55 | 2137.55 |
| MW-18 | 5/27/2010 | 2286.11 | NP | 148.83 | NP | 2137.28 | 2137.28 |
| MW-18 | 6/22/2010 | 2286.11 | NP | 149.19 | NP | 2136.92 | 2136.92 |
| MW-18 | 7/12/2010 | 2286.11 | 149.55 | 149.56 | 0.01 | 2136.55 | 2136.56 |
| MW-18 | 8/26/2010 | 2286.11 | NP | 149.95 | NP | 2136.16 | 2136.16 |
| MW-18 | 9/22/2010 | 2286.11 | NP | 149.61 | NP | 2136.50 | 2136.50 |
| MW-18 | 10/5/2010 | 2286.11 | NP | 149.39 | NP | 2136.72 | 2136.72 |
| MW-18 | 10/18/2010 | 2286.11 | NP | 149.35 | NP | 2136.76 | 2136.76 |
| MW-18 | 11/30/2010 | 2286.11 | NP | 149.56 | NP | 2136.55 | 2136.55 |
| MW-18 | 12/21/2010 | 2286.11 | NP | 149.62 | NP | 2136.49 | 2136.49 |
| MW-18 | 1/10/2011 | 2286.11 | NP | 149.60 | NP | 2136.51 | 2136.51 |
| MW-18 | 2/17/2011 | 2286.11 | NP | 149.87 | NP | 2136.24 | 2136.24 |
| MW-18 | 3/25/2011 | 2286.11 | NP | 149.87 | NP | 2136.24 | 2136.24 |
| MW-18 | 4/11/2011 | 2286.11 | NP | 150.05 | NP | 2136.06 | 2136.06 |
| MW-18 | 5/9/2011 | 2286.11 | NP | 150.32 | NP | 2135.79 | 2135.79 |
| MW-18 | 6/29/2011 | 2286.11 | 151.12 | 151.15 | 0.03 | 2134.96 | 2134.98 |
| MW-18 | 8/31/2011 | 2286.11 | 151.80 | 151.83 | 0.03 | 2134.28 | 2134.30 |
| MW-18 | 9/28/2011 | 2286.11 | 151.71 | 152.45 | 0.74 | 2133.66 | 2134.22 |
| MW-18 | 10/10/2011 | 2286.11 | 151.46 | 151.76 | 0.30 | 2134.35 | 2134.58 |
| MW-18 | 11/16/2011 | 2286.11 | 151.24 | 151.35 | 0.11 | 2134.76 | 2134.84 |
| MW-18 | 12/29/2011 | 2286.11 | NP | 151.36 | NP | 2134.75 | 2134.75 |
| MW-18 | 1/16/2012 | 2286.11 | NP | 151.31 | NP | 2134.80 | 2134.80 |
| MW-18 | 2/28/2012 | 2286.11 | NP | 150.08 | NP | 2136.03 | 2136.03 |
| MW-18 | 3/30/2012 | 2286.11 | NP | 151.13 | NP | 2134.98 | 2134.98 |
| MW-18 | 4/2/2012 | 2286.11 | NP | 151.23 | NP | 2134.88 | 2134.88 |
| MW-18 | 5/30/2012 | 2286.11 | 151.92 | 152.16 | 0.24 | 2133.95 | 2134.13 |
| MW-18 | 6/29/2012 | 2286.11 | 152.08 | 152.84 | 0.76 | 2133.27 | 2133.84 |
| MW-18 | 7/9/2012 | 2286.11 | 152.11 | 152.86 | 0.75 | 2133.25 | 2133.81 |
| MW-18 | 8/29/2012 | 2286.11 | 152.08 | 152.51 | 0.43 | 2133.60 | 2133.92 |
| MW-18 | 9/25/2012 | 2286.11 | 151.88 | 151.89 | 0.01 | 2134.22 | 2134.23 |
| MW-18 | 10/22/2012 | 2286.11 | 151.88 | 152.00 | 0.12 | 2134.11 | 2134.20 |
| MW-18 | 11/15/2012 | 2286.11 | 152.19 | 152.59 | 0.40 | 2133.52 | 2133.82 |
| MW-18 | 12/13/2012 | 2286.11 | 152.35 | 153.14 | 0.79 | 2132.97 | 2133.56 |
| MW-18 | 1/21/2013 | 2286.11 | 152.38 | 153.15 | 0.77 | 2132.96 | 2133.54 |

| Well ID | Measurement Date | Measuring Point Elevation (ft amsl) | Depth to LNAPL (ft btoc) | Depth to Water (ft btoc) | Apparent LNAPL Thickness (ft) | Uncorrected Groundwater Elevation (ft amsl) | Potentiometric Surface Elevation (ft amsl) |
|---|---|---|---|---|---|---|---|
| MW-18 | 2/13/2013 | 2286.11 | 152.42 | 153.20 | 0.78 | 2132.91 | 2133.50 |
| MW-18 | 3/21/2013 | 2286.11 | 152.42 | 153.18 | 0.76 | 2132.93 | 2133.50 |
| MW-18 | 4/15/2013 | 2286.11 | 152.50 | 153.37 | 0.87 | 2132.74 | 2133.39 |
| MW-18 | 5/23/2013 | 2286.11 | 152.72 | 153.44 | 0.72 | 2132.67 | 2133.21 |
| MW-18 | 6/26/2013 | 2286.11 | 153.00 | 153.70 | 0.70 | 2132.41 | 2132.94 |
| MW-18 | 7/8/2013 | 2286.11 | 153.12 | 153.76 | 0.64 | 2132.35 | 2132.83 |
| MW-18 | 8/8/2013 | 2286.11 | 153.34 | 154.08 | 0.74 | 2132.03 | 2132.59 |
| MW-18 | 9/5/2013 | 2286.11 | 153.39 | 153.91 | 0.52 | 2132.20 | 2132.59 |
| MW-18 | 10/3/2013 | 2286.11 | 153.52 | 154.14 | 0.62 | 2131.97 | 2132.44 |
| MW-18 | 11/27/2013 | 2286.08 | 153.72 | 154.25 | 0.53 | 2131.83 | 2132.23 |
| MW-18 | 12/31/2013 | 2286.08 | 153.61 | 154.03 | 0.42 | 2132.05 | 2132.37 |
| MW-18 | 1/10/2014 | 2286.08 | 153.75 | 154.34 | 0.59 | 2131.74 | 2132.18 |
| MW-18 | 2/18/2014 | 2286.08 | 153.91 | 154.42 | 0.51 | 2131.66 | 2132.04 |
| MW-18 | 3/12/2014 | 2286.08 | 153.99 | 154.00 | 0.01 | 2132.08 | 2132.09 |
| MW-18 | 4/17/2014 | 2286.08 | 157.11 | 157.18 | 0.07 | 2128.90 | 2128.95 |
| MW-18 | 5/22/2014 | 2286.08 | NP | 154.45 | NP | 2131.63 | 2131.63 |
| MW-18 | 6/20/2014 | 2286.08 | NP | 154.72 | NP | 2131.36 | 2131.36 |
| MW-18 | 7/15/2014 | 2286.08 | NP | 155.07 | NP | 2131.01 | 2131.01 |
| MW-18 | 8/14/2014 | 2286.08 | NP | 155.40 | NP | 2130.68 | 2130.68 |
| MW-18 | 9/9/2014 | 2286.08 | NP | 155.50 | NP | 2130.58 | 2130.58 |
| MW-18 | 10/1/2014 | 2286.08 | NP | 154.91 | NP | 2131.17 | 2131.17 |
| MW-18 | 11/18/2014 | 2286.08 | NP | 154.55 | NP | 2131.53 | 2131.53 |
| MW-18 | 12/16/2014 | 2286.08 | NP | 154.44 | NP | 2131.64 | 2131.64 |
| MW-18 | 1/19/2015 | 2286.08 | NP | 154.17 | NP | 2131.91 | 2131.91 |
| MW-18 | 2/19/2015 | 2286.08 | NP | 153.86 | NP | 2132.22 | 2132.22 |
| MW-18 | 3/26/2015 | 2286.08 | NP | 153.51 | NP | 2132.57 | 2132.57 |
| MW-18 | 4/16/2015 | 2286.08 | NP | 153.32 | NP | 2132.76 | 2132.76 |
| MW-18 | 5/19/2015 | 2286.08 | NP | 153.50 | NP | 2132.58 | 2132.58 |
| MW-18 | 6/22/2015 | 2286.08 | NP | 154.03 | NP | 2132.05 | 2132.05 |
| MW-18 | 1/5/2016 | 2286.08 | NP | 152.68 | NP | 2133.40 | 2133.40 |
| MW-18 | 2/10/2016 | 2286.08 | NP | 152.28 | NP | 2133.80 | 2133.80 |
| MW-18 | 3/2/2016 | 2286.08 | NP | 152.08 | NP | 2134.00 | 2134.00 |
| MW-18 | 4/4/2016 | 2286.08 | NP | 150.92 | NP | 2135.16 | 2135.16 |
| MW-18 | 5/10/2016 | 2286.08 | NP | 151.67 | NP | 2134.41 | 2134.41 |
| MW-18 | 6/28/2016 | 2286.08 | NP | 151.98 | NP | 2134.10 | 2134.10 |
| MW-18 | 7/28/2016 | 2286.08 | NP | 151.25 | NP | 2134.83 | 2134.83 |
| MW-18 | 8/31/2016 | 2286.08 | NP | 151.20 | NP | 2134.88 | 2134.88 |
| MW-18 | 9/30/2016 | 2286.08 | NP | 151.07 | NP | 2135.01 | 2135.01 |
| MW-18 | 10/13/2016 | 2286.08 | NP | 157.09 | NP | 2128.99 | 2128.99 |
| MW-18 | 11/21/2016 | 2286.08 | NP | 150.97 | NP | 2135.11 | 2135.11 |
| MW-18 | 12/27/2016 | 2286.08 | NP | 150.75 | NP | 2135.33 | 2135.33 |
| MW-18 | 1/27/2017 | 2286.08 | NP | 150.70 | NP | 2135.38 | 2135.38 |
| MW-18 | 2/28/2017 | 2286.08 | NP | 150.14 | NP | 2135.94 | 2135.94 |
| MW-18 | 3/31/2017 | 2286.08 | NP | 150.04 | NP | 2136.04 | 2136.04 |
| MW-18 | 4/21/2017 | 2286.08 | NP | 149.79 | NP | 2136.29 | 2136.29 |
| MW-18 | 5/16/2017 | 2286.08 | NP | 149.77 | NP | 2136.31 | 2136.31 |

| Well ID | Measurement Date | Measuring Point Elevation (ft amsl) | Depth to LNAPL (ft btoc) | Depth to Water (ft btoc) | Apparent LNAPL Thickness (ft) | Uncorrected Groundwater Elevation (ft amsl) | Potentiometric Surface Elevation (ft amsl) |
|---|---|---|---|---|---|---|---|
| MW-18 | 6/13/2017 | 2286.08 | NP | 149.88 | NP | 2136.20 | 2136.20 |
| MW-18 | 7/11/2017 | 2286.08 | NP | 150.10 | NP | 2135.98 | 2135.98 |
| MW-18 | 8/17/2017 | 2286.08 | NP | 149.09 | NP | 2136.99 | 2136.99 |
| MW-18 | 9/20/2017 | 2286.08 | NP | 147.94 | NP | 2138.14 | 2138.14 |
| MW-18 | 10/26/2017 | 2286.08 | NP | 147.95 | NP | 2138.13 | 2138.13 |
| MW-18 | 11/30/2017 | 2286.08 | NP | 147.90 | NP | 2138.18 | 2138.18 |
| MW-18 | 12/12/2017 | 2286.08 | NP | 147.89 | NP | 2138.19 | 2138.19 |
| MW-18 | 1/31/2018 | 2286.08 | NP | 147.69 | NP | 2138.39 | 2138.39 |
| MW-18 | 2/21/2018 | 2286.08 | NP | 147.55 | NP | 2138.53 | 2138.53 |
| MW-18 | 3/26/2018 | 2286.08 | NP | 147.36 | NP | 2138.72 | 2138.72 |
| MW-18 | 4/10/2018 | 2286.08 | NP | 150.40 | NP | 2135.68 | 2135.68 |
| MW-18 | 5/23/2018 | 2286.08 | NP | 147.27 | NP | 2138.81 | 2138.81 |
| MW-18 | 6/27/2018 | 2286.08 | NP | 146.93 | NP | 2139.15 | 2139.15 |
| MW-18 | 7/16/2018 | 2286.08 | NP | 147.07 | NP | 2139.01 | 2139.01 |
| MW-18 | 8/23/2018 | 2286.08 | NP | 147.21 | NP | 2138.87 | 2138.87 |
| MW-18 | 9/27/2018 | 2286.08 | NP | 146.39 | NP | 2139.69 | 2139.69 |
| MW-18 | 10/22/2018 | 2286.08 | NP | 145.91 | NP | 2140.17 | 2140.17 |
| MW-18 | 11/28/2018 | 2286.08 | NP | 145.06 | NP | 2141.02 | 2141.02 |
| MW-18 | 12/27/2018 | 2286.08 | NP | 144.82 | NP | 2141.26 | 2141.26 |
| MW-18 | 1/16/2019 | 2286.08 | NP | 144.83 | NP | 2141.25 | 2141.25 |
| MW-18 | 2/26/2019 | 2286.08 | NP | 144.25 | NP | 2141.83 | 2141.83 |
| MW-18 | 3/27/2019 | 2286.08 | NP | 143.93 | NP | 2142.15 | 2142.15 |
| MW-18 | 4/9/2019 | 2286.08 | NP | 143.72 | NP | 2142.36 | 2142.36 |
| MW-18 | 5/8/2019 | 2286.08 | NP | 143.40 | NP | 2142.68 | 2142.68 |
| MW-18 | 6/20/2019 | 2286.08 | NP | 143.43 | NP | 2142.65 | 2142.65 |
| MW-18 | 7/25/2019 | 2286.08 | NP | 143.51 | NP | 2142.57 | 2142.57 |
| MW-18 | 8/18/2019 | 2286.08 | NP | 143.75 | NP | 2142.33 | 2142.33 |
| MW-18 | 9/24/2019 | 2286.08 | NP | 144.07 | NP | 2142.01 | 2142.01 |
| MW-18 | 10/17/2019 | 2286.08 | NP | 144.67 | NP | 2141.41 | 2141.41 |
| MW-18 | 11/27/2019 | 2286.08 | NP | 144.28 | NP | 2141.80 | 2141.80 |
| MW-18 | 12/17/2019 | 2286.08 | NP | 144.24 | NP | 2141.84 | 2141.84 |
| MW-18 | 1/24/2020 | 2286.08 | NP | 143.68 | NP | 2142.40 | 2142.40 |
| MW-18 | 2/16/2020 | 2286.08 | NP | 143.23 | NP | 2142.85 | 2142.85 |
| MW-18 | 3/10/2020 | 2286.08 | NP | 143.30 | NP | 2142.78 | 2142.78 |
| MW-18 | 4/2/2020 | 2286.08 | NP | 143.41 | NP | 2142.67 | 2142.67 |
| MW-18 | 5/18/2020 | 2286.08 | NP | 143.62 | NP | 2142.46 | 2142.46 |
| MW-18 | 6/25/2020 | 2286.08 | NP | 144.06 | NP | 2142.02 | 2142.02 |
| MW-18 | 7/7/2020 | 2286.08 | NP | 144.30 | NP | 2141.78 | 2141.78 |
| MW-18 | 8/31/2020 | 2286.08 | NP | 145.41 | NP | 2140.67 | 2140.67 |
| MW-18 | 9/16/2020 | 2286.08 | NP | 145.84 | NP | 2140.24 | 2140.24 |
| MW-18 | 10/30/2020 | 2286.08 | NP | 147.14 | NP | 2138.94 | 2138.94 |
| MW-18 | 11/30/2020 | 2286.08 | NP | 148.32 | NP | 2137.76 | 2137.76 |
| MW-18 | 12/31/2020 | 2286.08 | NP | 147.00 | NP | 2139.08 | 2139.08 |
| MW-18 | 1/20/2021 | 2286.08 | NP | 149.34 | NP | 2136.74 | 2136.74 |
| MW-18 | 3/1/2021 | 2286.08 | NP | 150.16 | NP | 2135.92 | 2135.92 |
| MW-18 | 3/27/2021 | 2286.08 | NP | 150.51 | NP | 2135.57 | 2135.57 |

| Well ID | Measurement Date | Measuring Point Elevation (ft amsl) | Depth to LNAPL (ft btoc) | Depth to Water (ft btoc) | Apparent LNAPL Thickness (ft) | Uncorrected Groundwater Elevation (ft amsl) | Potentiometric Surface Elevation (ft amsl) |
|---|---|---|---|---|---|---|---|
| MW-18 | 4/9/2021 | 2286.08 | NP | 150.56 | NP | 2135.52 | 2135.52 |
| MW-18 | 5/25/2021 | 2286.08 | NP | 151.20 | NP | 2134.88 | 2134.88 |
| MW-18 | 6/15/2021 | 2286.08 | NP | 151.46 | NP | 2134.62 | 2134.62 |
| MW-18 | 7/8/2021 | 2286.08 | NP | 151.93 | NP | 2134.15 | 2134.15 |
| MW-18 | 8/30/2021 | 2286.08 | NP | 151.32 | NP | 2134.76 | 2134.76 |
| MW-18 | 9/28/2021 | 2286.08 | NP | 150.10 | NP | 2135.98 | 2135.98 |
| MW-18 | 10/18/2021 | 2286.08 | NP | 149.99 | NP | 2136.09 | 2136.09 |
| MW-18 | 11/24/2021 | 2286.08 | NP | 150.35 | NP | 2135.73 | 2135.73 |
| MW-18 | 12/21/2021 | 2286.08 | NP | 150.51 | NP | 2135.57 | 2135.57 |
| MW-18 | 1/26/2022 | 2286.08 | NP | 150.75 | NP | 2135.33 | 2135.33 |
| MW-18 | 2/21/2022 | 2286.08 | NP | 150.94 | NP | 2135.14 | 2135.14 |
| MW-18 | 3/16/2022 | 2286.08 | NP | 151.05 | NP | 2135.03 | 2135.03 |
| MW-18 | 4/6/2022 | 2286.08 | NP | 151.21 | NP | 2134.87 | 2134.87 |
| MW-18 | 5/2/2022 | 2286.08 | NP | 151.55 | NP | 2134.53 | 2134.53 |
| MW-18 | 6/17/2022 | 2286.08 | NP | 151.99 | NP | 2134.09 | 2134.09 |
| MW-18 | 7/15/2022 | 2286.08 | NP | 152.13 | NP | 2133.95 | 2133.95 |
| MW-18 | 8/17/2022 | 2286.08 | NP | 152.48 | NP | 2133.60 | 2133.60 |
| MW-18 | 9/8/2022 | 2286.08 | NP | 152.40 | NP | 2133.68 | 2133.68 |
| MW-18 | 10/13/2022 | 2286.08 | NP | 151.78 | NP | 2134.30 | 2134.30 |
| MW-18 | 11/2/2022 | 2286.08 | NP | 151.43 | NP | 2134.65 | 2134.65 |
| MW-18 | 12/12/2022 | 2286.08 | NP | 151.17 | NP | 2134.91 | 2134.91 |
| MW-18 | 1/10/2023 | 2286.08 | NP | 151.15 | NP | 2134.93 | 2134.93 |
| MW-18 | 2/27/2023 | 2286.08 | NP | 150.85 | NP | 2135.23 | 2135.23 |
| MW-18 | 3/27/2023 | 2286.08 | NP | 150.88 | NP | 2135.20 | 2135.20 |
| MW-18 | 4/25/2023 | 2286.08 | NP | 150.32 | NP | 2135.76 | 2135.76 |
| MW-18 | 5/30/2023 | 2286.08 | NP | 150.15 | NP | 2135.93 | 2135.93 |
| MW-18 | 6/6/2023 | 2286.08 | NP | 150.02 | NP | 2136.06 | 2136.06 |
| MW-18 | 8/15/2023 | 2286.08 | NP | 149.89 | NP | 2136.19 | 2136.19 |
| MW-18 | 9/20/2023 | 2286.08 | NP | 149.82 | NP | 2136.26 | 2136.26 |
| MW-18 | 10/31/2023 | 2286.08 | NP | 149.66 | NP | 2136.42 | 2136.42 |
| MW-18 | 11/14/2023 | 2286.08 | NP | 149.60 | NP | 2136.48 | 2136.48 |
| MW-18 | 12/21/2023 | 2286.08 | NP | 149.88 | NP | 2136.20 | 2136.20 |
| MW-18 | 2/28/2024 | 2286.08 | NP | 148.43 | NP | 2137.65 | 2137.65 |
| MW-18 | 3/28/2024 | 2286.08 | NP | 147.48 | NP | 2138.60 | 2138.60 |
| MW-18 | 4/30/2024 | 2286.08 | NP | 147.02 | NP | 2139.06 | 2139.06 |
| MW-18 | 5/23/2024 | 2286.08 | NP | 146.42 | NP | 2139.66 | 2139.66 |
| MW-18 | 6/26/2024 | 2286.08 | NP | 146.29 | NP | 2139.79 | 2139.79 |
| MW-19 | 2/5/2004 | 2289.32 | 141.95 | 142.05 | 0.10 | 2147.27 | 2147.35 |
| MW-19 | 3/8/2004 | 2289.32 | 141.00 | 143.20 | 2.20 | 2146.12 | 2147.77 |
| MW-19 | 3/15/2004 | 2289.32 | 141.63 | 143.75 | 2.12 | 2145.57 | 2147.16 |
| MW-19 | 3/22/2004 | 2289.32 | 141.11 | 143.15 | 2.04 | 2146.17 | 2147.70 |
| MW-19 | 3/29/2004 | 2289.32 | 141.19 | 143.18 | 1.99 | 2146.14 | 2147.63 |
| MW-19 | 4/5/2004 | 2289.32 | 141.21 | 143.14 | 1.93 | 2146.18 | 2147.63 |
| MW-19 | 4/12/2004 | 2289.32 | 141.28 | 143.14 | 1.86 | 2146.18 | 2147.58 |
| MW-19 | 4/19/2004 | 2289.32 | 141.29 | 143.11 | 1.82 | 2146.21 | 2147.58 |
| MW-19 | 4/26/2004 | 2289.32 | 141.34 | 143.11 | 1.77 | 2146.21 | 2147.54 |

| Well ID | Measurement Date | Measuring Point Elevation (ft amsl) | Depth to LNAPL (ft btoc) | Depth to Water (ft btoc) | Apparent LNAPL Thickness (ft) | Uncorrected Groundwater Elevation (ft amsl) | Potentiometric Surface Elevation (ft amsl) |
|---|---|---|---|---|---|---|---|
| MW-19 | 5/3/2004 | 2289.32 | 141.34 | 143.06 | 1.72 | 2146.26 | 2147.55 |
| MW-19 | 5/10/2004 | 2289.32 | 141.39 | 143.08 | 1.69 | 2146.24 | 2147.51 |
| MW-19 | 5/17/2004 | 2289.32 | 141.45 | 143.13 | 1.68 | 2146.19 | 2147.45 |
| MW-19 | 5/24/2004 | 2289.32 | 141.51 | 143.17 | 1.66 | 2146.15 | 2147.40 |
| MW-19 | 5/31/2004 | 2289.32 | 141.51 | 143.18 | 1.67 | 2146.14 | 2147.39 |
| MW-19 | 6/7/2004 | 2289.32 | 141.51 | 143.18 | 1.67 | 2146.14 | 2147.39 |
| MW-19 | 6/14/2004 | 2289.32 | 141.66 | 143.35 | 1.69 | 2145.97 | 2147.24 |
| MW-19 | 6/21/2004 | 2289.32 | 141.80 | 143.41 | 1.61 | 2145.91 | 2147.12 |
| MW-19 | 6/28/2004 | 2289.32 | 142.00 | 143.28 | 1.28 | 2146.04 | 2147.00 |
| MW-19 | 7/6/2004 | 2289.32 | 142.09 | 143.53 | 1.44 | 2145.79 | 2146.87 |
| MW-19 | 7/12/2004 | 2289.32 | 142.39 | 143.05 | 0.66 | 2146.27 | 2146.77 |
| MW-19 | 7/19/2004 | 2289.32 | 142.56 | 142.97 | 0.41 | 2146.35 | 2146.66 |
| MW-19 | 7/26/2004 | 2289.32 | 142.47 | 143.56 | 1.09 | 2145.76 | 2146.58 |
| MW-19 | 8/2/2004 | 2289.32 | 142.73 | 143.30 | 0.57 | 2146.02 | 2146.45 |
| MW-19 | 8/9/2004 | 2289.32 | 142.89 | 143.38 | 0.49 | 2145.94 | 2146.31 |
| MW-19 | 8/16/2004 | 2289.32 | 142.67 | 144.56 | 1.89 | 2144.76 | 2146.18 |
| MW-19 | 8/23/2004 | 2289.32 | 143.03 | 143.83 | 0.80 | 2145.49 | 2146.09 |
| MW-19 | 8/30/2004 | 2289.32 | 143.32 | 143.50 | 0.18 | 2145.82 | 2145.96 |
| MW-19 | 9/8/2004 | 2289.32 | 143.48 | 143.53 | 0.05 | 2145.79 | 2145.83 |
| MW-19 | 9/13/2004 | 2289.32 | NP | 144.10 | NP | 2145.22 | 2145.22 |
| MW-19 | 9/20/2004 | 2289.32 | 143.66 | 143.71 | 0.05 | 2145.61 | 2145.65 |
| MW-19 | 9/27/2004 | 2289.32 | NP | 143.77 | NP | 2145.55 | 2145.55 |
| MW-19 | 10/4/2004 | 2289.32 | 143.82 | 143.89 | 0.07 | 2145.43 | 2145.48 |
| MW-19 | 10/11/2004 | 2289.32 | 143.85 | 144.14 | 0.29 | 2145.18 | 2145.40 |
| MW-19 | 10/18/2004 | 2289.32 | 143.85 | 144.40 | 0.55 | 2144.92 | 2145.33 |
| MW-19 | 10/25/2004 | 2289.32 | 143.83 | 144.63 | 0.80 | 2144.69 | 2145.29 |
| MW-19 | 11/1/2004 | 2289.32 | 144.08 | 144.49 | 0.41 | 2144.83 | 2145.14 |
| MW-19 | 11/8/2004 | 2289.32 | 144.72 | 145.03 | 0.31 | 2144.29 | 2144.52 |
| MW-19 | 11/15/2004 | 2289.32 | 144.80 | 145.04 | 0.24 | 2144.28 | 2144.46 |
| MW-19 | 11/30/2004 | 2289.32 | 144.21 | 145.19 | 0.98 | 2144.13 | 2144.87 |
| MW-19 | 12/6/2004 | 2289.32 | 144.29 | 145.29 | 1.00 | 2144.03 | 2144.78 |
| MW-19 | 12/13/2004 | 2289.32 | 144.39 | 145.31 | 0.92 | 2144.01 | 2144.70 |
| MW-19 | 12/20/2004 | 2289.32 | 144.97 | 145.89 | 0.92 | 2143.43 | 2144.12 |
| MW-19 | 1/4/2005 | 2289.32 | 145.07 | 146.04 | 0.97 | 2143.28 | 2144.01 |
| MW-19 | 1/10/2005 | 2289.32 | 145.20 | 145.87 | 0.67 | 2143.45 | 2143.95 |
| MW-19 | 1/17/2005 | 2289.32 | 145.27 | 145.75 | 0.48 | 2143.57 | 2143.93 |
| MW-19 | 1/24/2005 | 2289.32 | 144.86 | 145.07 | 0.21 | 2144.25 | 2144.41 |
| MW-19 | 1/31/2005 | 2289.32 | 144.79 | 145.06 | 0.27 | 2144.26 | 2144.46 |
| MW-19 | 2/7/2005 | 2289.32 | 144.89 | 145.09 | 0.20 | 2144.23 | 2144.38 |
| MW-19 | 2/14/2005 | 2289.32 | 144.89 | 145.10 | 0.21 | 2144.22 | 2144.38 |
| MW-19 | 2/21/2005 | 2289.32 | 144.90 | 145.17 | 0.27 | 2144.15 | 2144.35 |
| MW-19 | 2/28/2005 | 2289.32 | 144.92 | 144.96 | 0.04 | 2144.36 | 2144.39 |
| MW-19 | 3/7/2005 | 2289.32 | 144.84 | 145.03 | 0.19 | 2144.29 | 2144.43 |
| MW-19 | 3/14/2005 | 2289.32 | 144.74 | 144.98 | 0.24 | 2144.34 | 2144.52 |
| MW-19 | 3/21/2005 | 2289.32 | 144.69 | 144.87 | 0.18 | 2144.45 | 2144.59 |
| MW-19 | 3/27/2005 | 2289.32 | 145.15 | 145.26 | 0.11 | 2144.06 | 2144.14 |

| Well ID | Measurement Date | Measuring Point Elevation (ft amsl) | Depth to LNAPL (ft btoc) | Depth to Water (ft btoc) | Apparent LNAPL Thickness (ft) | Uncorrected Groundwater Elevation (ft amsl) | Potentiometric Surface Elevation (ft amsl) |
|---|---|---|---|---|---|---|---|
| MW-19 | 4/4/2005 | 2289.32 | 145.18 | 145.42 | 0.24 | 2143.90 | 2144.08 |
| MW-19 | 4/11/2005 | 2289.32 | 145.25 | 145.44 | 0.19 | 2143.88 | 2144.02 |
| MW-19 | 4/18/2005 | 2289.32 | 145.30 | 145.48 | 0.18 | 2143.84 | 2143.98 |
| MW-19 | 4/25/2005 | 2289.32 | 144.70 | 144.82 | 0.12 | 2144.50 | 2144.59 |
| MW-19 | 5/2/2005 | 2289.32 | 144.72 | 144.85 | 0.13 | 2144.47 | 2144.57 |
| MW-19 | 5/10/2005 | 2289.32 | 145.33 | 145.45 | 0.12 | 2143.87 | 2143.96 |
| MW-19 | 5/16/2005 | 2289.32 | 145.38 | 145.49 | 0.11 | 2143.83 | 2143.91 |
| MW-19 | 5/23/2005 | 2289.32 | 145.45 | 145.65 | 0.20 | 2143.67 | 2143.82 |
| MW-19 | 5/30/2005 | 2289.32 | 145.45 | 145.86 | 0.41 | 2143.46 | 2143.77 |
| MW-19 | 6/6/2005 | 2289.32 | 145.50 | 145.94 | 0.44 | 2143.38 | 2143.71 |
| MW-19 | 6/13/2005 | 2289.32 | 145.61 | 145.92 | 0.31 | 2143.40 | 2143.63 |
| MW-19 | 6/20/2005 | 2289.32 | 145.69 | 145.88 | 0.19 | 2143.44 | 2143.58 |
| MW-19 | 6/27/2005 | 2289.32 | 145.76 | 145.92 | 0.16 | 2143.40 | 2143.52 |
| MW-19 | 7/5/2005 | 2289.32 | 145.79 | 146.11 | 0.32 | 2143.21 | 2143.45 |
| MW-19 | 7/11/2005 | 2289.32 | 145.85 | 146.22 | 0.37 | 2143.10 | 2143.38 |
| MW-19 | 7/18/2005 | 2289.32 | 146.02 | 146.06 | 0.04 | 2143.26 | 2143.29 |
| MW-19 | 7/25/2005 | 2289.32 | 146.06 | 146.26 | 0.20 | 2143.06 | 2143.21 |
| MW-19 | 8/1/2005 | 2289.32 | 146.13 | 146.33 | 0.20 | 2142.99 | 2143.14 |
| MW-19 | 8/8/2005 | 2289.32 | 146.26 | 146.34 | 0.08 | 2142.98 | 2143.04 |
| MW-19 | 8/15/2005 | 2289.32 | 146.29 | 146.30 | 0.01 | 2143.02 | 2143.03 |
| MW-19 | 8/22/2005 | 2289.32 | NP | 146.31 | NP | 2143.01 | 2143.01 |
| MW-19 | 8/29/2005 | 2289.32 | 146.19 | 146.20 | 0.01 | 2143.12 | 2143.13 |
| MW-19 | 9/7/2005 | 2289.32 | NP | 145.86 | NP | 2143.46 | 2143.46 |
| MW-19 | 9/12/2005 | 2289.32 | NP | 145.63 | NP | 2143.69 | 2143.69 |
| MW-19 | 9/19/2005 | 2289.32 | NP | 145.40 | NP | 2143.92 | 2143.92 |
| MW-19 | 9/26/2005 | 2289.32 | NP | 145.30 | NP | 2144.02 | 2144.02 |
| MW-19 | 10/3/2005 | 2289.32 | NP | 145.33 | NP | 2143.99 | 2143.99 |
| MW-19 | 10/10/2005 | 2289.32 | NP | 145.47 | NP | 2143.85 | 2143.85 |
| MW-19 | 10/17/2005 | 2289.32 | NP | 145.57 | NP | 2143.75 | 2143.75 |
| MW-19 | 10/24/2005 | 2289.32 | NP | 145.71 | NP | 2143.61 | 2143.61 |
| MW-19 | 10/31/2005 | 2289.32 | NP | 145.86 | NP | 2143.46 | 2143.46 |
| MW-19 | 11/7/2005 | 2289.32 | NP | 145.98 | NP | 2143.34 | 2143.34 |
| MW-19 | 11/14/2005 | 2289.32 | NP | 146.16 | NP | 2143.16 | 2143.16 |
| MW-19 | 11/21/2005 | 2289.32 | 146.20 | 146.26 | 0.06 | 2143.06 | 2143.11 |
| MW-19 | 12/5/2005 | 2289.32 | 146.30 | 146.52 | 0.22 | 2142.80 | 2142.97 |
| MW-19 | 12/12/2005 | 2289.32 | NP | 146.37 | NP | 2142.95 | 2142.95 |
| MW-19 | 12/19/2005 | 2289.32 | 146.43 | 146.44 | 0.01 | 2142.88 | 2142.89 |
| MW-19 | 12/28/2005 | 2289.32 | 146.45 | 146.47 | 0.02 | 2142.85 | 2142.87 |
| MW-19 | 1/9/2006 | 2289.32 | NP | 146.55 | NP | 2142.77 | 2142.77 |
| MW-19 | 1/16/2006 | 2289.32 | NP | 146.61 | NP | 2142.71 | 2142.71 |
| MW-19 | 1/30/2006 | 2289.32 | 146.61 | 146.66 | 0.05 | 2142.66 | 2142.70 |
| MW-19 | 2/13/2006 | 2289.32 | 146.65 | 146.87 | 0.22 | 2142.45 | 2142.62 |
| MW-19 | 2/27/2006 | 2289.32 | 146.74 | 146.86 | 0.12 | 2142.46 | 2142.55 |
| MW-19 | 3/6/2006 | 2289.32 | 146.76 | 146.87 | 0.11 | 2142.45 | 2142.53 |
| MW-19 | 3/13/2006 | 2289.32 | 146.81 | 146.91 | 0.10 | 2142.41 | 2142.49 |
| MW-19 | 3/20/2006 | 2289.32 | 146.85 | 146.92 | 0.07 | 2142.40 | 2142.45 |

| Well ID | Measurement Date | Measuring Point Elevation (ft amsl) | Depth to LNAPL (ft btoc) | Depth to Water (ft btoc) | Apparent LNAPL Thickness (ft) | Uncorrected Groundwater Elevation (ft amsl) | Potentiometric Surface Elevation (ft amsl) |
|---|---|---|---|---|---|---|---|
| MW-19 | 3/27/2006 | 2289.32 | 146.86 | 146.94 | 0.08 | 2142.38 | 2142.44 |
| MW-19 | 4/3/2006 | 2289.32 | 146.90 | 146.97 | 0.07 | 2142.35 | 2142.40 |
| MW-19 | 4/10/2006 | 2289.32 | 146.96 | 147.02 | 0.06 | 2142.30 | 2142.35 |
| MW-19 | 4/17/2006 | 2289.32 | 147.00 | 147.14 | 0.14 | 2142.18 | 2142.29 |
| MW-19 | 4/24/2006 | 2289.32 | 146.94 | 147.37 | 0.43 | 2141.95 | 2142.27 |
| MW-19 | 5/1/2006 | 2289.32 | 146.98 | 147.37 | 0.39 | 2141.95 | 2142.24 |
| MW-19 | 5/15/2006 | 2289.32 | 147.09 | 147.17 | 0.08 | 2142.15 | 2142.21 |
| MW-19 | 5/22/2006 | 2289.32 | 147.09 | 147.17 | 0.08 | 2142.15 | 2142.21 |
| MW-19 | 5/30/2006 | 2289.32 | 147.24 | 147.34 | 0.10 | 2141.98 | 2142.06 |
| MW-19 | 6/5/2006 | 2289.32 | 147.32 | 147.42 | 0.10 | 2141.90 | 2141.98 |
| MW-19 | 6/12/2006 | 2289.32 | 147.41 | 147.48 | 0.07 | 2141.84 | 2141.89 |
| MW-19 | 6/26/2006 | 2289.32 | 147.56 | 147.59 | 0.03 | 2141.73 | 2141.75 |
| MW-19 | 7/10/2006 | 2289.32 | 147.70 | 147.74 | 0.04 | 2141.58 | 2141.61 |
| MW-19 | 8/4/2006 | 2289.32 | NP | 147.40 | NP | 2141.92 | 2141.92 |
| MW-19 | 8/14/2006 | 2289.32 | 147.91 | 147.95 | 0.04 | 2141.37 | 2141.40 |
| MW-19 | 8/23/2006 | 2289.32 | 147.75 | 147.77 | 0.02 | 2141.55 | 2141.57 |
| MW-19 | 9/19/2006 | 2289.32 | NP | 146.71 | NP | 2142.61 | 2142.61 |
| MW-19 | 10/20/2006 | 2289.32 | NP | 146.00 | NP | 2143.32 | 2143.32 |
| MW-19 | 10/30/2006 | 2289.32 | NP | 146.15 | NP | 2143.17 | 2143.17 |
| MW-19 | 11/17/2006 | 2289.32 | NP | 146.42 | NP | 2142.90 | 2142.90 |
| MW-19 | 1/29/2007 | 2289.32 | NP | 147.49 | NP | 2141.83 | 2141.83 |
| MW-19 | 3/1/2007 | 2289.32 | NP | 147.69 | NP | 2141.63 | 2141.63 |
| MW-19 | 3/28/2007 | 2289.32 | 147.88 | 147.90 | 0.02 | 2141.42 | 2141.44 |
| MW-19 | 4/24/2007 | 2289.32 | 148.02 | 148.04 | 0.02 | 2141.28 | 2141.30 |
| MW-19 | 5/28/2007 | 2289.32 | 148.15 | 148.16 | 0.01 | 2141.16 | 2141.17 |
| MW-19 | 6/27/2007 | 2289.32 | 148.46 | 148.47 | 0.01 | 2140.85 | 2140.86 |
| MW-19 | 7/23/2007 | 2289.32 | 148.55 | 149.38 | 0.83 | 2139.94 | 2140.56 |
| MW-19 | 8/25/2007 | 2289.32 | 148.00 | 148.64 | 0.64 | 2140.68 | 2141.16 |
| MW-19 | 9/25/2007 | 2289.32 | NP | 147.54 | NP | 2141.78 | 2141.78 |
| MW-19 | 10/22/2007 | 2289.32 | 147.87 | 148.18 | 0.31 | 2141.14 | 2141.37 |
| MW-19 | 11/28/2007 | 2289.32 | 148.67 | 149.15 | 0.48 | 2140.17 | 2140.53 |
| MW-19 | 12/31/2007 | 2289.32 | 148.77 | 149.24 | 0.47 | 2140.08 | 2140.43 |
| MW-19 | 1/26/2008 | 2289.32 | 148.56 | 149.11 | 0.55 | 2140.21 | 2140.62 |
| MW-19 | 2/29/2008 | 2289.32 | 148.61 | 148.63 | 0.02 | 2140.69 | 2140.71 |
| MW-19 | 3/31/2008 | 2289.32 | 148.24 | 148.76 | 0.52 | 2140.56 | 2140.95 |
| MW-19 | 4/21/2008 | 2289.32 | 148.39 | 148.96 | 0.57 | 2140.36 | 2140.79 |
| MW-19 | 5/23/2008 | 2289.32 | 148.76 | 149.43 | 0.67 | 2139.89 | 2140.39 |
| MW-19 | 6/25/2008 | 2289.32 | 149.00 | 149.64 | 0.64 | 2139.68 | 2140.16 |
| MW-19 | 7/28/2008 | 2289.32 | 149.29 | 150.05 | 0.76 | 2139.27 | 2139.84 |
| MW-19 | 8/25/2008 | 2289.32 | NP | 148.22 | NP | 2141.10 | 2141.10 |
| MW-19 | 9/30/2008 | 2289.32 | NP | 146.78 | NP | 2142.54 | 2142.54 |
| MW-19 | 10/13/2008 | 2289.32 | NP | 146.74 | NP | 2142.58 | 2142.58 |
| MW-19 | 11/26/2008 | 2289.32 | NP | 147.37 | NP | 2141.95 | 2141.95 |
| MW-19 | 12/23/2008 | 2289.32 | 147.65 | 147.75 | 0.10 | 2141.57 | 2141.65 |
| MW-19 | 1/26/2009 | 2289.32 | 147.89 | 147.90 | 0.01 | 2141.42 | 2141.43 |
| MW-19 | 2/27/2009 | 2289.32 | 147.94 | 147.95 | 0.01 | 2141.37 | 2141.38 |

| Well ID | Measurement Date | Measuring Point Elevation (ft amsl) | Depth to LNAPL (ft btoc) | Depth to Water (ft btoc) | Apparent LNAPL Thickness (ft) | Uncorrected Groundwater Elevation (ft amsl) | Potentiometric Surface Elevation (ft amsl) |
|---|---|---|---|---|---|---|---|
| MW-19 | 3/26/2009 | 2289.32 | 148.15 | 148.16 | 0.01 | 2141.16 | 2141.17 |
| MW-19 | 4/27/2009 | 2289.32 | 148.24 | 148.25 | 0.01 | 2141.07 | 2141.08 |
| MW-19 | 5/20/2009 | 2289.32 | 149.58 | 149.62 | 0.04 | 2139.70 | 2139.73 |
| MW-19 | 6/16/2009 | 2289.32 | 149.17 | 149.23 | 0.06 | 2140.09 | 2140.14 |
| MW-19 | 7/20/2009 | 2289.32 | 149.43 | 150.04 | 0.61 | 2139.28 | 2139.74 |
| MW-19 | 8/31/2009 | 2289.32 | 149.80 | 150.35 | 0.55 | 2138.97 | 2139.38 |
| MW-19 | 9/29/2009 | 2289.32 | 149.98 | 150.69 | 0.71 | 2138.63 | 2139.16 |
| MW-19 | 10/22/2009 | 2289.32 | 150.09 | 150.11 | 0.02 | 2139.21 | 2139.23 |
| MW-19 | 11/25/2009 | 2289.32 | 150.44 | 151.15 | 0.71 | 2138.17 | 2138.70 |
| MW-19 | 12/14/2009 | 2289.32 | NP | 151.27 | NP | 2138.05 | 2138.05 |
| MW-19 | 1/18/2010 | 2289.32 | 150.50 | 151.17 | 0.67 | 2138.15 | 2138.65 |
| MW-19 | 2/26/2010 | 2289.32 | 150.58 | 151.21 | 0.63 | 2138.11 | 2138.58 |
| MW-19 | 3/22/2010 | 2289.32 | 150.04 | 150.30 | 0.26 | 2139.02 | 2139.22 |
| MW-19 | 4/12/2010 | 2289.32 | 149.98 | 150.13 | 0.15 | 2139.19 | 2139.30 |
| MW-19 | 5/27/2010 | 2289.32 | 150.28 | 150.58 | 0.30 | 2138.74 | 2138.97 |
| MW-19 | 6/22/2010 | 2289.32 | 150.62 | 150.63 | 0.01 | 2138.69 | 2138.70 |
| MW-19 | 7/12/2010 | 2289.32 | 150.86 | 151.25 | 0.39 | 2138.07 | 2138.36 |
| MW-19 | 8/26/2010 | 2289.32 | 151.05 | 151.34 | 0.29 | 2137.98 | 2138.20 |
| MW-19 | 9/22/2010 | 2289.32 | NP | 150.87 | NP | 2138.45 | 2138.45 |
| MW-19 | 10/5/2010 | 2289.32 | 150.71 | 150.96 | 0.25 | 2138.36 | 2138.55 |
| MW-19 | 10/18/2010 | 2289.32 | 150.61 | 150.81 | 0.20 | 2138.51 | 2138.66 |
| MW-19 | 11/30/2010 | 2289.32 | 150.96 | 151.17 | 0.21 | 2138.15 | 2138.31 |
| MW-19 | 12/21/2010 | 2289.32 | 151.06 | 151.33 | 0.27 | 2137.99 | 2138.19 |
| MW-19 | 1/10/2011 | 2289.32 | 151.01 | 151.23 | 0.22 | 2138.09 | 2138.26 |
| MW-19 | 2/17/2011 | 2289.32 | 151.33 | 151.52 | 0.19 | 2137.80 | 2137.94 |
| MW-19 | 3/25/2011 | 2289.32 | 151.41 | 151.56 | 0.15 | 2137.76 | 2137.87 |
| MW-19 | 4/11/2011 | 2289.32 | 151.51 | 151.52 | 0.01 | 2137.80 | 2137.81 |
| MW-19 | 5/9/2011 | 2289.32 | 152.68 | 153.28 | 0.60 | 2136.04 | 2136.49 |
| MW-19 | 7/11/2011 | 2289.32 | 152.58 | 152.66 | 0.08 | 2136.66 | 2136.72 |
| MW-19 | 8/31/2011 | 2289.32 | 153.11 | 153.22 | 0.11 | 2136.10 | 2136.18 |
| MW-19 | 9/28/2011 | 2289.32 | NP | 153.17 | NP | 2136.15 | 2136.15 |
| MW-19 | 10/10/2011 | 2289.32 | NP | 152.70 | NP | 2136.62 | 2136.62 |
| MW-19 | 11/16/2011 | 2289.32 | NP | 153.58 | NP | 2135.74 | 2135.74 |
| MW-19 | 12/29/2011 | 2289.32 | NP | 152.60 | NP | 2136.72 | 2136.72 |
| MW-19 | 1/16/2012 | 2289.32 | NP | 152.55 | NP | 2136.77 | 2136.77 |
| MW-19 | 2/28/2012 | 2289.32 | NP | 152.30 | NP | 2137.02 | 2137.02 |
| MW-19 | 3/30/2012 | 2289.32 | NP | 152.53 | NP | 2136.79 | 2136.79 |
| MW-19 | 4/2/2012 | 2289.32 | NP | 153.57 | NP | 2135.75 | 2135.75 |
| MW-19 | 5/30/2012 | 2289.32 | NP | 153.32 | NP | 2136.00 | 2136.00 |
| MW-19 | 6/29/2012 | 2289.32 | NP | 153.58 | NP | 2135.74 | 2135.74 |
| MW-19 | 7/9/2012 | 2289.32 | NP | 153.62 | NP | 2135.70 | 2135.70 |
| MW-19 | 8/29/2012 | 2289.32 | NP | 153.40 | NP | 2135.92 | 2135.92 |
| MW-19 | 9/25/2012 | 2289.32 | NP | 153.02 | NP | 2136.30 | 2136.30 |
| MW-19 | 10/22/2012 | 2289.32 | NP | 153.10 | NP | 2136.22 | 2136.22 |
| MW-19 | 11/15/2012 | 2289.32 | NP | 153.50 | NP | 2135.82 | 2135.82 |
| MW-19 | 12/13/2012 | 2289.32 | NP | 153.79 | NP | 2135.53 | 2135.53 |

| Well ID | Measurement Date | Measuring Point Elevation (ft amsl) | Depth to LNAPL (ft btoc) | Depth to Water (ft btoc) | Apparent LNAPL Thickness (ft) | Uncorrected Groundwater Elevation (ft amsl) | Potentiometric Surface Elevation (ft amsl) |
|---|---|---|---|---|---|---|---|
| MW-19 | 1/21/2013 | 2289.32 | NP | 153.86 | NP | 2135.46 | 2135.46 |
| MW-19 | 2/13/2013 | 2289.32 | NP | 153.89 | NP | 2135.43 | 2135.43 |
| MW-19 | 3/21/2013 | 2289.32 | NP | 153.93 | NP | 2135.39 | 2135.39 |
| MW-19 | 4/15/2013 | 2289.32 | NP | 154.05 | NP | 2135.27 | 2135.27 |
| MW-19 | 5/23/2013 | 2289.32 | NP | 154.23 | NP | 2135.09 | 2135.09 |
| MW-19 | 6/26/2013 | 2289.32 | NP | 154.51 | NP | 2134.81 | 2134.81 |
| MW-19 | 7/8/2013 | 2289.32 | NP | 154.62 | NP | 2134.70 | 2134.70 |
| MW-19 | 8/8/2013 | 2289.32 | NP | 154.82 | NP | 2134.50 | 2134.50 |
| MW-19 | 9/5/2013 | 2289.32 | NP | 154.77 | NP | 2134.55 | 2134.55 |
| MW-19 | 10/3/2013 | 2289.32 | NP | 154.92 | NP | 2134.40 | 2134.40 |
| MW-19 | 11/27/2013 | 2286.34 | NP | 152.88 | NP | 2133.46 | 2133.46 |
| MW-19 | 12/31/2013 | 2286.34 | NP | 152.11 | NP | 2134.23 | 2134.23 |
| MW-19 | 1/10/2014 | 2286.34 | NP | 152.26 | NP | 2134.08 | 2134.08 |
| MW-19 | 2/18/2014 | 2286.34 | NP | 152.38 | NP | 2133.96 | 2133.96 |
| MW-19 | 3/12/2014 | 2286.34 | NP | 152.43 | NP | 2133.91 | 2133.91 |
| MW-19 | 4/17/2014 | 2286.34 | NP | 152.58 | NP | 2133.76 | 2133.76 |
| MW-19 | 5/22/2014 | 2286.34 | NP | 152.78 | NP | 2133.56 | 2133.56 |
| MW-19 | 6/20/2014 | 2286.34 | NP | 153.17 | NP | 2133.17 | 2133.17 |
| MW-19 | 7/15/2014 | 2286.34 | NP | 153.47 | NP | 2132.87 | 2132.87 |
| MW-19 | 8/14/2014 | 2286.34 | NP | 153.82 | NP | 2132.52 | 2132.52 |
| MW-19 | 9/9/2014 | 2286.34 | NP | 153.76 | NP | 2132.58 | 2132.58 |
| MW-19 | 10/1/2014 | 2286.34 | NP | 153.11 | NP | 2133.23 | 2133.23 |
| MW-19 | 11/18/2014 | 2286.34 | NP | 152.83 | NP | 2133.51 | 2133.51 |
| MW-19 | 12/16/2014 | 2286.34 | NP | 152.80 | NP | 2133.54 | 2133.54 |
| MW-19 | 1/19/2015 | 2286.34 | NP | 152.57 | NP | 2133.77 | 2133.77 |
| MW-19 | 2/19/2015 | 2286.34 | NP | 152.35 | NP | 2133.99 | 2133.99 |
| MW-19 | 3/26/2015 | 2286.34 | NP | 152.01 | NP | 2134.33 | 2134.33 |
| MW-19 | 4/16/2015 | 2286.34 | NP | 151.83 | NP | 2134.51 | 2134.51 |
| MW-19 | 5/19/2015 | 2286.34 | NP | 152.07 | NP | 2134.27 | 2134.27 |
| MW-19 | 6/22/2015 | 2286.34 | NP | 152.57 | NP | 2133.77 | 2133.77 |
| MW-19 | 1/5/2016 | 2286.34 | NP | 151.29 | NP | 2135.05 | 2135.05 |
| MW-19 | 2/10/2016 | 2286.34 | NP | 150.91 | NP | 2135.43 | 2135.43 |
| MW-19 | 3/2/2016 | 2286.34 | NP | 150.73 | NP | 2135.61 | 2135.61 |
| MW-19 | 4/4/2016 | 2286.34 | NP | 149.51 | NP | 2136.83 | 2136.83 |
| MW-19 | 5/10/2016 | 2286.34 | NP | 150.35 | NP | 2135.99 | 2135.99 |
| MW-19 | 6/28/2016 | 2286.34 | NP | 150.65 | NP | 2135.69 | 2135.69 |
| MW-19 | 7/28/2016 | 2286.34 | NP | 149.98 | NP | 2136.36 | 2136.36 |
| MW-19 | 8/31/2016 | 2286.34 | NP | 149.86 | NP | 2136.48 | 2136.48 |
| MW-19 | 9/30/2016 | 2286.34 | NP | 149.63 | NP | 2136.71 | 2136.71 |
| MW-19 | 10/12/2016 | 2286.34 | NP | 149.64 | NP | 2136.70 | 2136.70 |
| MW-19 | 11/21/2016 | 2286.34 | NP | 149.53 | NP | 2136.81 | 2136.81 |
| MW-19 | 12/27/2016 | 2286.34 | NP | 149.37 | NP | 2136.97 | 2136.97 |
| MW-19 | 1/26/2017 | 2286.34 | NP | 149.27 | NP | 2137.07 | 2137.07 |
| MW-19 | 2/28/2017 | 2286.34 | NP | 148.82 | NP | 2137.52 | 2137.52 |
| MW-19 | 3/31/2017 | 2286.34 | NP | 148.75 | NP | 2137.59 | 2137.59 |
| MW-19 | 4/21/2017 | 2286.34 | NP | 148.56 | NP | 2137.78 | 2137.78 |

| Well ID | Measurement Date | Measuring Point Elevation (ft amsl) | Depth to LNAPL (ft btoc) | Depth to Water (ft btoc) | Apparent LNAPL Thickness (ft) | Uncorrected Groundwater Elevation (ft amsl) | Potentiometric Surface Elevation (ft amsl) |
|---|---|---|---|---|---|---|---|
| MW-19 | 5/16/2017 | 2286.34 | NP | 148.55 | NP | 2137.79 | 2137.79 |
| MW-19 | 6/13/2017 | 2286.34 | NP | 148.66 | NP | 2137.68 | 2137.68 |
| MW-19 | 7/11/2017 | 2286.34 | NP | 148.77 | NP | 2137.57 | 2137.57 |
| MW-19 | 8/17/2017 | 2286.34 | NP | 147.50 | NP | 2138.84 | 2138.84 |
| MW-19 | 9/20/2017 | 2286.34 | NP | 146.55 | NP | 2139.79 | 2139.79 |
| MW-19 | 10/26/2017 | 2286.34 | NP | 146.58 | NP | 2139.76 | 2139.76 |
| MW-19 | 11/30/2017 | 2286.34 | NP | 146.60 | NP | 2139.74 | 2139.74 |
| MW-19 | 12/12/2017 | 2286.34 | NP | 146.61 | NP | 2139.73 | 2139.73 |
| MW-19 | 1/31/2018 | 2286.34 | NP | 146.47 | NP | 2139.87 | 2139.87 |
| MW-19 | 2/21/2018 | 2286.34 | NP | 146.35 | NP | 2139.99 | 2139.99 |
| MW-19 | 3/26/2018 | 2286.34 | NP | 146.21 | NP | 2140.13 | 2140.13 |
| MW-19 | 4/10/2018 | 2286.34 | NP | 149.45 | NP | 2136.89 | 2136.89 |
| MW-19 | 5/23/2018 | 2286.34 | NP | 146.12 | NP | 2140.22 | 2140.22 |
| MW-19 | 6/27/2018 | 2286.34 | NP | 147.26 | NP | 2139.08 | 2139.08 |
| MW-19 | 7/16/2018 | 2286.34 | NP | 145.95 | NP | 2140.39 | 2140.39 |
| MW-19 | 8/23/2018 | 2286.34 | NP | 146.07 | NP | 2140.27 | 2140.27 |
| MW-19 | 9/27/2018 | 2286.34 | NP | 145.21 | NP | 2141.13 | 2141.13 |
| MW-19 | 10/22/2018 | 2286.34 | NP | 144.72 | NP | 2141.62 | 2141.62 |
| MW-19 | 11/28/2018 | 2286.34 | NP | 143.87 | NP | 2142.47 | 2142.47 |
| MW-19 | 12/27/2018 | 2286.34 | NP | 143.69 | NP | 2142.65 | 2142.65 |
| MW-19 | 1/16/2019 | 2286.34 | NP | 143.74 | NP | 2142.60 | 2142.60 |
| MW-19 | 2/26/2019 | 2286.34 | NP | 143.15 | NP | 2143.19 | 2143.19 |
| MW-19 | 3/27/2019 | 2286.34 | NP | 142.80 | NP | 2143.54 | 2143.54 |
| MW-19 | 4/9/2019 | 2286.34 | NP | 142.50 | NP | 2143.84 | 2143.84 |
| MW-19 | 5/8/2019 | 2286.34 | NP | 142.35 | NP | 2143.99 | 2143.99 |
| MW-19 | 6/20/2019 | 2286.34 | NP | 142.39 | NP | 2143.95 | 2143.95 |
| MW-19 | 7/25/2019 | 2286.34 | NP | 142.41 | NP | 2143.93 | 2143.93 |
| MW-19 | 8/18/2019 | 2286.34 | NP | 142.61 | NP | 2143.73 | 2143.73 |
| MW-19 | 9/24/2019 | 2286.34 | NP | 142.82 | NP | 2143.52 | 2143.52 |
| MW-19 | 10/17/2019 | 2286.34 | NP | 142.98 | NP | 2143.36 | 2143.36 |
| MW-19 | 11/27/2019 | 2286.34 | NP | 143.03 | NP | 2143.31 | 2143.31 |
| MW-19 | 12/17/2019 | 2286.34 | NP | 142.96 | NP | 2143.38 | 2143.38 |
| MW-19 | 1/24/2020 | 2286.34 | NP | 142.32 | NP | 2144.02 | 2144.02 |
| MW-19 | 2/16/2020 | 2286.34 | NP | 142.02 | NP | 2144.32 | 2144.32 |
| MW-19 | 3/10/2020 | 2286.34 | NP | 142.04 | NP | 2144.30 | 2144.30 |
| MW-19 | 4/2/2020 | 2286.34 | NP | 142.17 | NP | 2144.17 | 2144.17 |
| MW-19 | 5/18/2020 | 2286.34 | NP | 142.32 | NP | 2144.02 | 2144.02 |
| MW-19 | 6/25/2020 | 2286.34 | NP | 142.72 | NP | 2143.62 | 2143.62 |
| MW-19 | 7/7/2020 | 2286.34 | NP | 142.93 | NP | 2143.41 | 2143.41 |
| MW-19 | 8/31/2020 | 2286.34 | NP | 143.90 | NP | 2142.44 | 2142.44 |
| MW-19 | 9/16/2020 | 2286.34 | NP | 144.24 | NP | 2142.10 | 2142.10 |
| MW-19 | 10/30/2020 | 2286.34 | NP | 145.42 | NP | 2140.92 | 2140.92 |
| MW-19 | 11/30/2020 | 2286.34 | NP | 146.53 | NP | 2139.81 | 2139.81 |
| MW-19 | 12/31/2020 | 2286.34 | NP | 146.88 | NP | 2139.46 | 2139.46 |
| MW-19 | 1/20/2021 | 2286.34 | NP | 147.48 | NP | 2138.86 | 2138.86 |
| MW-19 | 3/1/2021 | 2286.34 | NP | 148.31 | NP | 2138.03 | 2138.03 |

| Well ID | Measurement Date | Measuring Point Elevation (ft amsl) | Depth to LNAPL (ft btoc) | Depth to Water (ft btoc) | Apparent LNAPL Thickness (ft) | Uncorrected Groundwater Elevation (ft amsl) | Potentiometric Surface Elevation (ft amsl) |
|---|---|---|---|---|---|---|---|
| MW-19 | 3/27/2021 | 2286.34 | NP | 148.65 | NP | 2137.69 | 2137.69 |
| MW-19 | 4/9/2021 | 2286.34 | NP | 148.72 | NP | 2137.62 | 2137.62 |
| MW-19 | 5/25/2021 | 2286.34 | NP | 149.36 | NP | 2136.98 | 2136.98 |
| MW-19 | 6/15/2021 | 2286.34 | NP | 149.57 | NP | 2136.77 | 2136.77 |
| MW-19 | 7/8/2021 | 2286.34 | NP | 150.03 | NP | 2136.31 | 2136.31 |
| MW-19 | 8/30/2021 | 2286.34 | NP | 148.99 | NP | 2137.35 | 2137.35 |
| MW-19 | 9/28/2021 | 2286.34 | NP | 147.97 | NP | 2138.37 | 2138.37 |
| MW-19 | 10/18/2021 | 2286.34 | NP | 148.00 | NP | 2138.34 | 2138.34 |
| MW-19 | 11/24/2021 | 2286.34 | NP | 148.46 | NP | 2137.88 | 2137.88 |
| MW-19 | 12/21/2021 | 2286.34 | NP | 148.62 | NP | 2137.72 | 2137.72 |
| MW-19 | 1/26/2022 | 2286.34 | NP | 148.87 | NP | 2137.47 | 2137.47 |
| MW-19 | 2/21/2022 | 2286.34 | NP | 149.05 | NP | 2137.29 | 2137.29 |
| MW-19 | 3/16/2022 | 2286.34 | NP | 149.16 | NP | 2137.18 | 2137.18 |
| MW-19 | 4/6/2022 | 2286.34 | NP | 149.32 | NP | 2137.02 | 2137.02 |
| MW-19 | 5/2/2022 | 2286.34 | NP | 149.66 | NP | 2136.68 | 2136.68 |
| MW-19 | 6/17/2022 | 2286.34 | NP | 150.05 | NP | 2136.29 | 2136.29 |
| MW-19 | 7/15/2022 | 2286.34 | NP | 150.18 | NP | 2136.16 | 2136.16 |
| MW-19 | 8/17/2022 | 2286.34 | NP | 150.53 | NP | 2135.81 | 2135.81 |
| MW-19 | 9/8/2022 | 2286.34 | NP | 150.33 | NP | 2136.01 | 2136.01 |
| MW-19 | 10/13/2022 | 2286.34 | NP | 149.75 | NP | 2136.59 | 2136.59 |
| MW-19 | 11/2/2022 | 2286.34 | NP | 149.41 | NP | 2136.93 | 2136.93 |
| MW-19 | 12/12/2022 | 2286.34 | NP | 149.15 | NP | 2137.19 | 2137.19 |
| MW-19 | 1/10/2023 | 2286.34 | NP | 149.15 | NP | 2137.19 | 2137.19 |
| MW-19 | 2/27/2023 | 2286.34 | NP | 148.86 | NP | 2137.48 | 2137.48 |
| MW-19 | 3/27/2023 | 2286.34 | NP | 148.98 | NP | 2137.36 | 2137.36 |
| MW-19 | 4/25/2023 | 2286.34 | NP | 146.96 | NP | 2139.38 | 2139.38 |
| MW-19 | 5/30/2023 | 2286.34 | NP | 148.21 | NP | 2138.13 | 2138.13 |
| MW-19 | 6/6/2023 | 2286.34 | NP | 145.73 | NP | 2140.61 | 2140.61 |
| MW-19 | 8/15/2023 | 2286.34 | NP | 149.71 | NP | 2136.63 | 2136.63 |
| MW-19 | 9/20/2023 | 2286.34 | NP | 149.67 | NP | 2136.67 | 2136.67 |
| MW-19 | 10/31/2023 | 2286.34 | NP | 149.56 | NP | 2136.78 | 2136.78 |
| MW-19 | 11/14/2023 | 2286.34 | NP | 149.49 | NP | 2136.85 | 2136.85 |
| MW-19 | 12/21/2023 | 2286.34 | NP | 149.61 | NP | 2136.73 | 2136.73 |
| MW-19 | 2/28/2024 | 2286.34 | NP | 146.60 | NP | 2139.74 | 2139.74 |
| MW-19 | 3/28/2024 | 2286.34 | NP | 145.99 | NP | 2140.35 | 2140.35 |
| MW-19 | 4/30/2024 | 2286.34 | NP | 145.22 | NP | 2141.12 | 2141.12 |
| MW-19 | 5/23/2024 | 2286.34 | NP | 144.65 | NP | 2141.69 | 2141.69 |
| MW-19 | 6/26/2024 | 2286.34 | NP | 144.68 | NP | 2141.66 | 2141.66 |
| MW-20 | 3/8/2004 | 2290.38 | 142.46 | 144.16 | 1.70 | 2146.22 | 2147.50 |
| MW-20 | 3/15/2004 | 2290.38 | 142.54 | 144.17 | 1.63 | 2146.21 | 2147.43 |
| MW-20 | 3/22/2004 | 2290.38 | 142.55 | 144.14 | 1.59 | 2146.24 | 2147.43 |
| MW-20 | 3/29/2004 | 2290.38 | 142.08 | 143.59 | 1.51 | 2146.79 | 2147.92 |
| MW-20 | 4/5/2004 | 2290.38 | 142.11 | 143.57 | 1.46 | 2146.81 | 2147.91 |
| MW-20 | 4/12/2004 | 2290.38 | 142.18 | 143.56 | 1.38 | 2146.82 | 2147.86 |
| MW-20 | 4/19/2004 | 2290.38 | 142.18 | 143.54 | 1.36 | 2146.84 | 2147.86 |
| MW-20 | 4/26/2004 | 2290.38 | 142.22 | 143.54 | 1.32 | 2146.84 | 2147.83 |

| Well ID | Measurement Date | Measuring Point Elevation (ft amsl) | Depth to LNAPL (ft btoc) | Depth to Water (ft btoc) | Apparent LNAPL Thickness (ft) | Uncorrected Groundwater Elevation (ft amsl) | Potentiometric Surface Elevation (ft amsl) |
|---|---|---|---|---|---|---|---|
| MW-20 | 5/3/2004 | 2290.38 | 142.21 | 143.49 | 1.28 | 2146.89 | 2147.85 |
| MW-20 | 5/10/2004 | 2290.38 | 142.27 | 143.52 | 1.25 | 2146.86 | 2147.80 |
| MW-20 | 5/17/2004 | 2290.38 | 142.32 | 143.55 | 1.23 | 2146.83 | 2147.75 |
| MW-20 | 5/24/2004 | 2290.38 | 142.39 | 143.57 | 1.18 | 2146.81 | 2147.70 |
| MW-20 | 5/31/2004 | 2290.38 | 142.40 | 143.51 | 1.11 | 2146.87 | 2147.70 |
| MW-20 | 6/7/2004 | 2290.38 | 142.40 | 143.52 | 1.12 | 2146.86 | 2147.70 |
| MW-20 | 6/14/2004 | 2290.38 | 142.58 | 143.63 | 1.05 | 2146.75 | 2147.54 |
| MW-20 | 6/21/2004 | 2290.38 | 142.68 | 143.79 | 1.11 | 2146.59 | 2147.42 |
| MW-20 | 6/28/2004 | 2290.38 | 142.80 | 143.86 | 1.06 | 2146.52 | 2147.32 |
| MW-20 | 7/6/2004 | 2290.38 | 142.95 | 143.96 | 1.01 | 2146.42 | 2147.18 |
| MW-20 | 7/12/2004 | 2290.38 | 143.09 | 143.90 | 0.81 | 2146.48 | 2147.09 |
| MW-20 | 7/19/2004 | 2290.38 | 143.26 | 143.84 | 0.58 | 2146.54 | 2146.98 |
| MW-20 | 7/26/2004 | 2290.38 | 143.39 | 143.88 | 0.49 | 2146.50 | 2146.87 |
| MW-20 | 8/2/2004 | 2290.38 | 143.51 | 144.00 | 0.49 | 2146.38 | 2146.75 |
| MW-20 | 8/9/2004 | 2290.38 | 143.63 | 144.14 | 0.51 | 2146.24 | 2146.62 |
| MW-20 | 8/16/2004 | 2290.38 | 143.75 | 144.28 | 0.53 | 2146.10 | 2146.50 |
| MW-20 | 8/23/2004 | 2290.38 | 143.86 | 144.32 | 0.46 | 2146.06 | 2146.41 |
| MW-20 | 8/30/2004 | 2290.38 | 144.04 | 144.27 | 0.23 | 2146.11 | 2146.28 |
| MW-20 | 9/8/2004 | 2290.38 | 144.21 | 144.27 | 0.06 | 2146.11 | 2146.16 |
| MW-20 | 9/13/2004 | 2290.38 | NP | 144.29 | NP | 2146.09 | 2146.09 |
| MW-20 | 9/20/2004 | 2290.38 | NP | 144.40 | NP | 2145.98 | 2145.98 |
| MW-20 | 9/27/2004 | 2290.38 | NP | 144.49 | NP | 2145.89 | 2145.89 |
| MW-20 | 10/4/2004 | 2290.38 | NP | 144.57 | NP | 2145.81 | 2145.81 |
| MW-20 | 10/11/2004 | 2290.38 | NP | 144.66 | NP | 2145.72 | 2145.72 |
| MW-20 | 10/18/2004 | 2290.38 | NP | 144.71 | NP | 2145.67 | 2145.67 |
| MW-20 | 10/25/2004 | 2290.38 | NP | 144.78 | NP | 2145.60 | 2145.60 |
| MW-20 | 11/1/2004 | 2290.38 | NP | 144.89 | NP | 2145.49 | 2145.49 |
| MW-20 | 11/8/2004 | 2290.38 | NP | 144.95 | NP | 2145.43 | 2145.43 |
| MW-20 | 11/15/2004 | 2290.38 | NP | 145.02 | NP | 2145.36 | 2145.36 |
| MW-20 | 11/30/2004 | 2290.38 | NP | 145.19 | NP | 2145.19 | 2145.19 |
| MW-20 | 12/6/2004 | 2290.38 | 145.77 | 146.06 | 0.29 | 2144.32 | 2144.54 |
| MW-20 | 12/13/2004 | 2290.38 | 145.73 | 146.46 | 0.73 | 2143.92 | 2144.47 |
| MW-20 | 12/20/2004 | 2290.38 | 145.77 | 146.48 | 0.71 | 2143.90 | 2144.43 |
| MW-20 | 1/4/2005 | 2290.38 | 145.87 | 146.59 | 0.72 | 2143.79 | 2144.33 |
| MW-20 | 1/10/2005 | 2290.38 | 145.92 | 146.64 | 0.72 | 2143.74 | 2144.28 |
| MW-20 | 1/17/2005 | 2290.38 | 145.96 | 146.65 | 0.69 | 2143.73 | 2144.25 |
| MW-20 | 1/24/2005 | 2290.38 | 146.03 | 146.72 | 0.69 | 2143.66 | 2144.18 |
| MW-20 | 1/31/2005 | 2290.38 | 145.96 | 146.66 | 0.70 | 2143.72 | 2144.25 |
| MW-20 | 2/7/2005 | 2290.38 | 146.09 | 146.67 | 0.58 | 2143.71 | 2144.15 |
| MW-20 | 2/14/2005 | 2290.38 | 146.09 | 146.66 | 0.57 | 2143.72 | 2144.15 |
| MW-20 | 2/21/2005 | 2290.38 | 146.12 | 146.65 | 0.53 | 2143.73 | 2144.13 |
| MW-20 | 2/28/2005 | 2290.38 | 146.12 | 146.57 | 0.45 | 2143.81 | 2144.15 |
| MW-20 | 3/7/2005 | 2290.38 | 146.11 | 146.48 | 0.37 | 2143.90 | 2144.18 |
| MW-20 | 3/14/2005 | 2290.38 | 146.02 | 146.36 | 0.34 | 2144.02 | 2144.28 |
| MW-20 | 3/21/2005 | 2290.38 | 146.00 | 146.24 | 0.24 | 2144.14 | 2144.32 |
| MW-20 | 3/27/2005 | 2290.38 | 145.96 | 146.08 | 0.12 | 2144.30 | 2144.39 |

| Well ID | Measurement Date | Measuring Point Elevation (ft amsl) | Depth to LNAPL (ft btoc) | Depth to Water (ft btoc) | Apparent LNAPL Thickness (ft) | Uncorrected Groundwater Elevation (ft amsl) | Potentiometric Surface Elevation (ft amsl) |
|---|---|---|---|---|---|---|---|
| MW-20 | 4/4/2005 | 2290.38 | 145.95 | 146.08 | 0.13 | 2144.30 | 2144.40 |
| MW-20 | 4/11/2005 | 2290.38 | 146.01 | 146.15 | 0.14 | 2144.23 | 2144.34 |
| MW-20 | 4/18/2005 | 2290.38 | 146.00 | 146.41 | 0.41 | 2143.97 | 2144.28 |
| MW-20 | 4/25/2005 | 2290.38 | 145.96 | 146.31 | 0.35 | 2144.07 | 2144.33 |
| MW-20 | 5/2/2005 | 2290.38 | 146.00 | 146.30 | 0.30 | 2144.08 | 2144.31 |
| MW-20 | 5/10/2005 | 2290.38 | 146.03 | 146.31 | 0.28 | 2144.07 | 2144.28 |
| MW-20 | 5/16/2005 | 2290.38 | 146.05 | 146.36 | 0.31 | 2144.02 | 2144.25 |
| MW-20 | 5/23/2005 | 2290.38 | 146.13 | 146.62 | 0.49 | 2143.76 | 2144.13 |
| MW-20 | 5/30/2005 | 2290.38 | 146.23 | 146.56 | 0.33 | 2143.82 | 2144.07 |
| MW-20 | 6/6/2005 | 2290.38 | 146.25 | 146.70 | 0.45 | 2143.68 | 2144.02 |
| MW-20 | 6/13/2005 | 2290.38 | 146.26 | 146.73 | 0.47 | 2143.65 | 2144.00 |
| MW-20 | 6/20/2005 | 2290.38 | 146.37 | 146.80 | 0.43 | 2143.58 | 2143.90 |
| MW-20 | 6/27/2005 | 2290.38 | 146.43 | 146.80 | 0.37 | 2143.58 | 2143.86 |
| MW-20 | 7/5/2005 | 2290.38 | 146.54 | 146.82 | 0.28 | 2143.56 | 2143.77 |
| MW-20 | 7/11/2005 | 2290.38 | 146.61 | 146.86 | 0.25 | 2143.52 | 2143.71 |
| MW-20 | 7/18/2005 | 2290.38 | 146.74 | 146.88 | 0.14 | 2143.50 | 2143.61 |
| MW-20 | 7/25/2005 | 2290.38 | 146.82 | 146.92 | 0.10 | 2143.46 | 2143.54 |
| MW-20 | 8/1/2005 | 2290.38 | 146.90 | 147.00 | 0.10 | 2143.38 | 2143.46 |
| MW-20 | 8/8/2005 | 2290.38 | 146.94 | 147.07 | 0.13 | 2143.31 | 2143.41 |
| MW-20 | 8/15/2005 | 2290.38 | 147.00 | 147.12 | 0.12 | 2143.26 | 2143.35 |
| MW-20 | 8/22/2005 | 2290.38 | 147.03 | 147.16 | 0.13 | 2143.22 | 2143.32 |
| MW-20 | 8/29/2005 | 2290.38 | 146.91 | 146.96 | 0.05 | 2143.42 | 2143.46 |
| MW-20 | 9/7/2005 | 2290.38 | 146.59 | 146.61 | 0.02 | 2143.77 | 2143.79 |
| MW-20 | 9/12/2005 | 2290.38 | NP | 146.63 | NP | 2143.75 | 2143.75 |
| MW-20 | 9/19/2005 | 2290.38 | NP | 146.13 | NP | 2144.25 | 2144.25 |
| MW-20 | 9/26/2005 | 2290.38 | NP | 146.05 | NP | 2144.33 | 2144.33 |
| MW-20 | 10/3/2005 | 2290.38 | NP | 146.10 | NP | 2144.28 | 2144.28 |
| MW-20 | 10/10/2005 | 2290.38 | NP | 146.22 | NP | 2144.16 | 2144.16 |
| MW-20 | 10/17/2005 | 2290.38 | NP | 146.31 | NP | 2144.07 | 2144.07 |
| MW-20 | 10/24/2005 | 2290.38 | NP | 146.46 | NP | 2143.92 | 2143.92 |
| MW-20 | 10/31/2005 | 2290.38 | NP | 146.59 | NP | 2143.79 | 2143.79 |
| MW-20 | 11/7/2005 | 2290.38 | NP | 146.72 | NP | 2143.66 | 2143.66 |
| MW-20 | 11/14/2005 | 2290.38 | NP | 146.84 | NP | 2143.54 | 2143.54 |
| MW-20 | 11/21/2005 | 2290.38 | 146.95 | 146.96 | 0.01 | 2143.42 | 2143.43 |
| MW-20 | 12/5/2005 | 2290.38 | 147.05 | 147.07 | 0.02 | 2143.31 | 2143.33 |
| MW-20 | 12/12/2005 | 2290.38 | 147.10 | 147.13 | 0.03 | 2143.25 | 2143.27 |
| MW-20 | 12/19/2005 | 2290.38 | 147.16 | 147.19 | 0.03 | 2143.19 | 2143.21 |
| MW-20 | 12/28/2005 | 2290.38 | 147.19 | 147.25 | 0.06 | 2143.13 | 2143.18 |
| MW-20 | 1/9/2006 | 2290.38 | 147.28 | 147.31 | 0.03 | 2143.07 | 2143.09 |
| MW-20 | 1/16/2006 | 2290.38 | 147.31 | 147.34 | 0.03 | 2143.04 | 2143.06 |
| MW-20 | 1/30/2006 | 2290.38 | 147.36 | 147.40 | 0.04 | 2142.98 | 2143.01 |
| MW-20 | 2/13/2006 | 2290.38 | 147.44 | 147.48 | 0.04 | 2142.90 | 2142.93 |
| MW-20 | 2/27/2006 | 2290.38 | 147.50 | 147.54 | 0.04 | 2142.84 | 2142.87 |
| MW-20 | 3/6/2006 | 2290.38 | 147.52 | 147.57 | 0.05 | 2142.81 | 2142.85 |
| MW-20 | 3/13/2006 | 2290.38 | 147.56 | 147.60 | 0.04 | 2142.78 | 2142.81 |
| MW-20 | 3/20/2006 | 2290.38 | 147.58 | 147.62 | 0.04 | 2142.76 | 2142.79 |

| Well ID | Measurement Date | Measuring Point Elevation (ft amsl) | Depth to LNAPL (ft btoc) | Depth to Water (ft btoc) | Apparent LNAPL Thickness (ft) | Uncorrected Groundwater Elevation (ft amsl) | Potentiometric Surface Elevation (ft amsl) |
|---|---|---|---|---|---|---|---|
| MW-20 | 3/27/2006 | 2290.38 | 147.61 | 147.62 | 0.01 | 2142.76 | 2142.77 |
| MW-20 | 4/3/2006 | 2290.38 | 147.65 | 147.66 | 0.01 | 2142.72 | 2142.73 |
| MW-20 | 4/10/2006 | 2290.38 | 147.71 | 147.73 | 0.02 | 2142.65 | 2142.67 |
| MW-20 | 4/17/2006 | 2290.38 | 147.75 | 147.77 | 0.02 | 2142.61 | 2142.63 |
| MW-20 | 4/24/2006 | 2290.38 | 147.76 | 147.78 | 0.02 | 2142.60 | 2142.62 |
| MW-20 | 5/1/2006 | 2290.38 | 147.80 | 147.83 | 0.03 | 2142.55 | 2142.57 |
| MW-20 | 5/15/2006 | 2290.38 | 147.84 | 147.85 | 0.01 | 2142.53 | 2142.54 |
| MW-20 | 5/22/2006 | 2290.38 | 147.89 | 147.90 | 0.01 | 2142.48 | 2142.49 |
| MW-20 | 5/30/2006 | 2290.38 | 148.00 | 148.02 | 0.02 | 2142.36 | 2142.38 |
| MW-20 | 6/5/2006 | 2290.38 | 148.07 | 148.08 | 0.01 | 2142.30 | 2142.31 |
| MW-20 | 6/12/2006 | 2290.38 | 148.15 | 148.17 | 0.02 | 2142.21 | 2142.23 |
| MW-20 | 6/26/2006 | 2290.38 | 148.31 | 148.32 | 0.01 | 2142.06 | 2142.07 |
| MW-20 | 7/10/2006 | 2290.38 | 148.44 | 148.45 | 0.01 | 2141.93 | 2141.94 |
| MW-20 | 8/4/2006 | 2290.38 | NP | 148.15 | NP | 2142.23 | 2142.23 |
| MW-20 | 8/14/2006 | 2290.38 | 148.70 | 148.71 | 0.01 | 2141.67 | 2141.68 |
| MW-20 | 8/23/2006 | 2290.38 | NP | 148.57 | NP | 2141.81 | 2141.81 |
| MW-20 | 9/19/2006 | 2290.38 | NP | 147.45 | NP | 2142.93 | 2142.93 |
| MW-20 | 10/20/2006 | 2290.38 | NP | 146.80 | NP | 2143.58 | 2143.58 |
| MW-20 | 10/30/2006 | 2290.38 | 146.44 | 146.93 | 0.49 | 2143.45 | 2143.82 |
| MW-20 | 11/17/2006 | 2290.38 | 147.19 | 147.21 | 0.02 | 2143.17 | 2143.19 |
| MW-20 | 1/29/2007 | 2290.38 | 148.26 | 148.28 | 0.02 | 2142.10 | 2142.12 |
| MW-20 | 3/1/2007 | 2290.38 | 148.46 | 148.47 | 0.01 | 2141.91 | 2141.92 |
| MW-20 | 3/28/2007 | 2290.38 | 148.65 | 148.67 | 0.02 | 2141.71 | 2141.73 |
| MW-20 | 4/24/2007 | 2290.38 | 148.80 | 148.81 | 0.01 | 2141.57 | 2141.58 |
| MW-20 | 5/28/2007 | 2290.38 | 148.92 | 148.94 | 0.02 | 2141.44 | 2141.46 |
| MW-20 | 6/27/2007 | 2290.38 | 149.25 | 149.26 | 0.01 | 2141.12 | 2141.13 |
| MW-20 | 7/23/2007 | 2290.38 | 149.54 | 149.55 | 0.01 | 2140.83 | 2140.84 |
| MW-20 | 8/25/2007 | 2290.38 | NP | 148.93 | NP | 2141.45 | 2141.45 |
| MW-20 | 9/25/2007 | 2290.38 | NP | 148.36 | NP | 2142.02 | 2142.02 |
| MW-20 | 10/22/2007 | 2290.38 | NP | 148.72 | NP | 2141.66 | 2141.66 |
| MW-20 | 11/28/2007 | 2290.38 | NP | 149.57 | NP | 2140.81 | 2140.81 |
| MW-20 | 12/31/2007 | 2290.38 | NP | 149.68 | NP | 2140.70 | 2140.70 |
| MW-20 | 1/26/2008 | 2290.38 | NP | 149.49 | NP | 2140.89 | 2140.89 |
| MW-20 | 2/29/2008 | 2290.38 | NP | 149.60 | NP | 2140.78 | 2140.78 |
| MW-20 | 3/31/2008 | 2290.38 | NP | 149.18 | NP | 2141.20 | 2141.20 |
| MW-20 | 4/21/2008 | 2290.38 | NP | 149.31 | NP | 2141.07 | 2141.07 |
| MW-20 | 5/23/2008 | 2290.38 | NP | 149.72 | NP | 2140.66 | 2140.66 |
| MW-20 | 6/25/2008 | 2290.38 | NP | 149.96 | NP | 2140.42 | 2140.42 |
| MW-20 | 7/28/2008 | 2290.38 | NP | 150.27 | NP | 2140.11 | 2140.11 |
| MW-20 | 8/25/2008 | 2290.38 | NP | 149.06 | NP | 2141.32 | 2141.32 |
| MW-20 | 9/30/2008 | 2290.38 | NP | 147.56 | NP | 2142.82 | 2142.82 |
| MW-20 | 10/13/2008 | 2290.38 | NP | 147.56 | NP | 2142.82 | 2142.82 |
| MW-20 | 11/26/2008 | 2290.38 | NP | 148.17 | NP | 2142.21 | 2142.21 |
| MW-20 | 12/23/2008 | 2290.38 | NP | 148.56 | NP | 2141.82 | 2141.82 |
| MW-20 | 1/26/2009 | 2290.38 | NP | 148.68 | NP | 2141.70 | 2141.70 |
| MW-20 | 2/27/2009 | 2290.38 | NP | 148.77 | NP | 2141.61 | 2141.61 |

| Well ID | Measurement Date | Measuring Point Elevation (ft amsl) | Depth to LNAPL (ft btoc) | Depth to Water (ft btoc) | Apparent LNAPL Thickness (ft) | Uncorrected Groundwater Elevation (ft amsl) | Potentiometric Surface Elevation (ft amsl) |
|---|---|---|---|---|---|---|---|
| MW-20 | 3/26/2009 | 2290.38 | NP | 148.95 | NP | 2141.43 | 2141.43 |
| MW-20 | 4/27/2009 | 2290.38 | NP | 149.06 | NP | 2141.32 | 2141.32 |
| MW-20 | 5/20/2009 | 2290.38 | NP | 149.41 | NP | 2140.97 | 2140.97 |
| MW-20 | 6/16/2009 | 2290.38 | NP | 149.95 | NP | 2140.43 | 2140.43 |
| MW-20 | 7/20/2009 | 2290.38 | NP | 150.40 | NP | 2139.98 | 2139.98 |
| MW-20 | 8/31/2009 | 2290.38 | NP | 150.71 | NP | 2139.67 | 2139.67 |
| MW-20 | 9/29/2009 | 2290.38 | NP | 150.93 | NP | 2139.45 | 2139.45 |
| MW-20 | 10/22/2009 | 2290.38 | NP | 151.05 | NP | 2139.33 | 2139.33 |
| MW-20 | 11/25/2009 | 2290.38 | NP | 151.39 | NP | 2138.99 | 2138.99 |
| MW-20 | 12/14/2009 | 2290.38 | NP | 151.49 | NP | 2138.89 | 2138.89 |
| MW-20 | 1/18/2010 | 2290.38 | NP | 151.41 | NP | 2138.97 | 2138.97 |
| MW-20 | 2/26/2010 | 2290.38 | NP | 151.51 | NP | 2138.87 | 2138.87 |
| MW-20 | 3/22/2010 | 2290.38 | NP | 150.89 | NP | 2139.49 | 2139.49 |
| MW-20 | 4/12/2010 | 2290.38 | NP | 150.80 | NP | 2139.58 | 2139.58 |
| MW-20 | 5/27/2010 | 2290.38 | NP | 151.14 | NP | 2139.24 | 2139.24 |
| MW-20 | 6/22/2010 | 2290.38 | NP | 151.48 | NP | 2138.90 | 2138.90 |
| MW-20 | 7/12/2010 | 2290.38 | 151.73 | 151.74 | 0.01 | 2138.64 | 2138.65 |
| MW-20 | 8/26/2010 | 2290.38 | NP | 151.88 | NP | 2138.50 | 2138.50 |
| MW-20 | 9/22/2010 | 2290.38 | NP | 151.70 | NP | 2138.68 | 2138.68 |
| MW-20 | 10/5/2010 | 2290.38 | NP | 151.54 | NP | 2138.84 | 2138.84 |
| MW-20 | 10/18/2010 | 2290.38 | NP | 151.44 | NP | 2138.94 | 2138.94 |
| MW-20 | 11/30/2010 | 2290.38 | NP | 151.80 | NP | 2138.58 | 2138.58 |
| MW-20 | 12/21/2010 | 2290.38 | NP | 151.90 | NP | 2138.48 | 2138.48 |
| MW-20 | 1/10/2011 | 2290.38 | NP | 151.86 | NP | 2138.52 | 2138.52 |
| MW-20 | 2/17/2011 | 2290.38 | NP | 152.13 | NP | 2138.25 | 2138.25 |
| MW-20 | 3/25/2011 | 2290.38 | NP | 152.21 | NP | 2138.17 | 2138.17 |
| MW-20 | 4/11/2011 | 2290.38 | NP | 152.32 | NP | 2138.06 | 2138.06 |
| MW-20 | 5/9/2011 | 2290.38 | NP | 152.52 | NP | 2137.86 | 2137.86 |
| MW-20 | 7/11/2011 | 2290.38 | NP | 153.35 | NP | 2137.03 | 2137.03 |
| MW-20 | 8/31/2011 | 2290.38 | NP | 153.93 | NP | 2136.45 | 2136.45 |
| MW-20 | 9/28/2011 | 2290.38 | NP | 153.94 | NP | 2136.44 | 2136.44 |
| MW-20 | 10/10/2011 | 2290.38 | NP | 153.48 | NP | 2136.90 | 2136.90 |
| MW-20 | 11/16/2011 | 2290.38 | NP | 153.36 | NP | 2137.02 | 2137.02 |
| MW-20 | 12/29/2011 | 2290.38 | NP | 153.42 | NP | 2136.96 | 2136.96 |
| MW-20 | 1/16/2012 | 2290.38 | NP | 153.36 | NP | 2137.02 | 2137.02 |
| MW-20 | 2/28/2012 | 2290.38 | NP | 153.12 | NP | 2137.26 | 2137.26 |
| MW-20 | 3/30/2012 | 2290.38 | NP | 153.32 | NP | 2137.06 | 2137.06 |
| MW-20 | 4/2/2012 | 2290.38 | NP | 154.40 | NP | 2135.98 | 2135.98 |
| MW-20 | 5/30/2012 | 2290.38 | NP | 154.11 | NP | 2136.27 | 2136.27 |
| MW-20 | 6/29/2012 | 2290.38 | NP | 154.39 | NP | 2135.99 | 2135.99 |
| MW-20 | 7/9/2012 | 2290.38 | NP | 154.41 | NP | 2135.97 | 2135.97 |
| MW-20 | 8/29/2012 | 2290.38 | NP | 154.18 | NP | 2136.20 | 2136.20 |
| MW-20 | 9/25/2012 | 2290.38 | NP | 153.80 | NP | 2136.58 | 2136.58 |
| MW-20 | 10/22/2012 | 2290.38 | NP | 153.91 | NP | 2136.47 | 2136.47 |
| MW-20 | 11/15/2012 | 2290.38 | NP | 154.30 | NP | 2136.08 | 2136.08 |
| MW-20 | 12/13/2012 | 2290.38 | NP | 154.58 | NP | 2135.80 | 2135.80 |

| Well ID | Measurement Date | Measuring Point Elevation (ft amsl) | Depth to LNAPL (ft btoc) | Depth to Water (ft btoc) | Apparent LNAPL Thickness (ft) | Uncorrected Groundwater Elevation (ft amsl) | Potentiometric Surface Elevation (ft amsl) |
|---|---|---|---|---|---|---|---|
| MW-20 | 1/21/2013 | 2290.38 | NP | 154.67 | NP | 2135.71 | 2135.71 |
| MW-20 | 2/13/2013 | 2290.38 | NP | 154.69 | NP | 2135.69 | 2135.69 |
| MW-20 | 3/21/2013 | 2290.38 | NP | 154.74 | NP | 2135.64 | 2135.64 |
| MW-20 | 4/15/2013 | 2290.38 | NP | 154.85 | NP | 2135.53 | 2135.53 |
| MW-20 | 5/23/2013 | 2290.38 | NP | 155.02 | NP | 2135.36 | 2135.36 |
| MW-20 | 6/26/2013 | 2290.38 | NP | 155.32 | NP | 2135.06 | 2135.06 |
| MW-20 | 7/8/2013 | 2290.38 | NP | 155.45 | NP | 2134.93 | 2134.93 |
| MW-20 | 8/8/2013 | 2290.38 | NP | 155.61 | NP | 2134.77 | 2134.77 |
| MW-20 | 9/5/2013 | 2290.38 | NP | 154.57 | NP | 2135.81 | 2135.81 |
| MW-20 | 10/3/2013 | 2290.38 | NP | 155.71 | NP | 2134.67 | 2134.67 |
| MW-20 | 11/27/2013 | 2290.38 | NP | 155.93 | NP | 2134.45 | 2134.45 |
| MW-20 | 12/31/2013 | 2290.38 | NP | 155.91 | NP | 2134.47 | 2134.47 |
| MW-20 | 1/10/2014 | 2290.38 | NP | 156.07 | NP | 2134.31 | 2134.31 |
| MW-20 | 2/18/2014 | 2290.38 | NP | 156.17 | NP | 2134.21 | 2134.21 |
| MW-20 | 3/12/2014 | 2290.38 | NP | 156.20 | NP | 2134.18 | 2134.18 |
| MW-20 | 4/17/2014 | 2290.38 | NP | 156.36 | NP | 2134.02 | 2134.02 |
| MW-20 | 5/22/2014 | 2290.38 | NP | 156.68 | NP | 2133.70 | 2133.70 |
| MW-20 | 6/20/2014 | 2290.38 | NP | 156.94 | NP | 2133.44 | 2133.44 |
| MW-20 | 7/15/2014 | 2290.38 | NP | 157.22 | NP | 2133.16 | 2133.16 |
| MW-20 | 8/14/2014 | 2290.38 | NP | 157.59 | NP | 2132.79 | 2132.79 |
| MW-20 | 9/9/2014 | 2290.38 | NP | 157.50 | NP | 2132.88 | 2132.88 |
| MW-20 | 10/1/2014 | 2290.38 | NP | 156.89 | NP | 2133.49 | 2133.49 |
| MW-20 | 11/18/2014 | 2290.38 | NP | 156.60 | NP | 2133.78 | 2133.78 |
| MW-20 | 12/16/2014 | 2290.38 | NP | 156.59 | NP | 2133.79 | 2133.79 |
| MW-20 | 1/19/2015 | 2290.38 | NP | 156.31 | NP | 2134.07 | 2134.07 |
| MW-20 | 2/19/2015 | 2290.38 | NP | 156.14 | NP | 2134.24 | 2134.24 |
| MW-20 | 3/26/2015 | 2290.38 | NP | 155.80 | NP | 2134.58 | 2134.58 |
| MW-20 | 4/16/2015 | 2290.38 | NP | 155.65 | NP | 2134.73 | 2134.73 |
| MW-20 | 5/19/2015 | 2290.38 | NP | 155.85 | NP | 2134.53 | 2134.53 |
| MW-20 | 6/22/2015 | 2290.38 | NP | 156.35 | NP | 2134.03 | 2134.03 |
| MW-20 | 1/5/2016 | 2290.38 | NP | 155.09 | NP | 2135.29 | 2135.29 |
| MW-20 | 2/10/2016 | 2290.38 | NP | 154.71 | NP | 2135.67 | 2135.67 |
| MW-20 | 3/2/2016 | 2290.38 | NP | 154.53 | NP | 2135.85 | 2135.85 |
| MW-20 | 4/4/2016 | 2290.38 | NP | 153.31 | NP | 2137.07 | 2137.07 |
| MW-20 | 5/10/2016 | 2290.38 | NP | 154.15 | NP | 2136.23 | 2136.23 |
| MW-20 | 6/28/2016 | 2290.38 | NP | 154.44 | NP | 2135.94 | 2135.94 |
| MW-20 | 7/28/2016 | 2290.38 | NP | 153.75 | NP | 2136.63 | 2136.63 |
| MW-20 | 8/31/2016 | 2290.38 | NP | 153.63 | NP | 2136.75 | 2136.75 |
| MW-20 | 9/30/2016 | 2290.38 | NP | 153.36 | NP | 2137.02 | 2137.02 |
| MW-20 | 10/12/2016 | 2290.38 | NP | 153.38 | NP | 2137.00 | 2137.00 |
| MW-20 | 11/21/2016 | 2290.38 | NP | 153.35 | NP | 2137.03 | 2137.03 |
| MW-20 | 12/27/2016 | 2290.38 | NP | 153.19 | NP | 2137.19 | 2137.19 |
| MW-20 | 1/25/2017 | 2290.38 | NP | 153.14 | NP | 2137.24 | 2137.24 |
| MW-20 | 2/28/2017 | 2290.38 | NP | 152.66 | NP | 2137.72 | 2137.72 |
| MW-20 | 3/31/2017 | 2290.38 | NP | 152.59 | NP | 2137.79 | 2137.79 |
| MW-20 | 4/21/2017 | 2290.38 | NP | 152.39 | NP | 2137.99 | 2137.99 |

| Well ID | Measurement Date | Measuring Point Elevation (ft amsl) | Depth to LNAPL (ft btoc) | Depth to Water (ft btoc) | Apparent LNAPL Thickness (ft) | Uncorrected Groundwater Elevation (ft amsl) | Potentiometric Surface Elevation (ft amsl) |
|---|---|---|---|---|---|---|---|
| MW-20 | 5/16/2017 | 2290.38 | NP | 152.37 | NP | 2138.01 | 2138.01 |
| MW-20 | 6/13/2017 | 2290.38 | NP | 152.48 | NP | 2137.90 | 2137.90 |
| MW-20 | 7/11/2017 | 2290.38 | NP | 152.63 | NP | 2137.75 | 2137.75 |
| MW-20 | 8/17/2017 | 2290.38 | NP | 151.33 | NP | 2139.05 | 2139.05 |
| MW-20 | 9/20/2017 | 2290.38 | NP | 150.40 | NP | 2139.98 | 2139.98 |
| MW-20 | 10/26/2017 | 2290.38 | NP | 150.44 | NP | 2139.94 | 2139.94 |
| MW-20 | 11/30/2017 | 2290.38 | NP | 150.42 | NP | 2139.96 | 2139.96 |
| MW-20 | 12/12/2017 | 2290.38 | NP | 150.42 | NP | 2139.96 | 2139.96 |
| MW-20 | 1/31/2018 | 2290.38 | NP | 150.29 | NP | 2140.09 | 2140.09 |
| MW-20 | 2/21/2018 | 2290.38 | NP | 150.16 | NP | 2140.22 | 2140.22 |
| MW-20 | 3/26/2018 | 2290.38 | NP | 150.01 | NP | 2140.37 | 2140.37 |
| MW-20 | 4/10/2018 | 2290.38 | NP | 153.28 | NP | 2137.10 | 2137.10 |
| MW-20 | 5/23/2018 | 2290.38 | NP | 149.92 | NP | 2140.46 | 2140.46 |
| MW-20 | 6/27/2018 | 2290.38 | NP | 146.97 | NP | 2143.41 | 2143.41 |
| MW-20 | 7/16/2018 | 2290.38 | NP | 149.75 | NP | 2140.63 | 2140.63 |
| MW-20 | 8/23/2018 | 2290.38 | NP | 149.87 | NP | 2140.51 | 2140.51 |
| MW-20 | 9/27/2018 | 2290.38 | NP | 149.02 | NP | 2141.36 | 2141.36 |
| MW-20 | 10/22/2018 | 2290.38 | NP | 148.50 | NP | 2141.88 | 2141.88 |
| MW-20 | 11/28/2018 | 2290.38 | NP | 147.70 | NP | 2142.68 | 2142.68 |
| MW-20 | 12/27/2018 | 2290.38 | NP | 147.52 | NP | 2142.86 | 2142.86 |
| MW-20 | 1/16/2019 | 2290.38 | NP | 147.61 | NP | 2142.77 | 2142.77 |
| MW-20 | 2/26/2019 | 2290.38 | NP | 146.99 | NP | 2143.39 | 2143.39 |
| MW-20 | 3/27/2019 | 2290.38 | NP | 146.65 | NP | 2143.73 | 2143.73 |
| MW-20 | 4/9/2019 | 2290.38 | NP | 146.41 | NP | 2143.97 | 2143.97 |
| MW-20 | 5/8/2019 | 2290.38 | NP | 146.16 | NP | 2144.22 | 2144.22 |
| MW-20 | 6/20/2019 | 2290.38 | NP | 146.16 | NP | 2144.22 | 2144.22 |
| MW-20 | 7/25/2019 | 2290.38 | NP | 146.20 | NP | 2144.18 | 2144.18 |
| MW-20 | 8/18/2019 | 2290.38 | NP | 146.40 | NP | 2143.98 | 2143.98 |
| MW-20 | 9/24/2019 | 2290.38 | NP | 146.60 | NP | 2143.78 | 2143.78 |
| MW-20 | 10/17/2019 | 2290.38 | NP | 146.73 | NP | 2143.65 | 2143.65 |
| MW-20 | 11/27/2019 | 2290.38 | NP | 146.80 | NP | 2143.58 | 2143.58 |
| MW-20 | 12/17/2019 | 2290.38 | NP | 146.77 | NP | 2143.61 | 2143.61 |
| MW-20 | 1/24/2020 | 2290.38 | NP | 146.20 | NP | 2144.18 | 2144.18 |
| MW-20 | 2/16/2020 | 2290.38 | NP | 145.83 | NP | 2144.55 | 2144.55 |
| MW-20 | 3/10/2020 | 2290.38 | NP | 145.86 | NP | 2144.52 | 2144.52 |
| MW-20 | 4/2/2020 | 2290.38 | NP | 145.95 | NP | 2144.43 | 2144.43 |
| MW-20 | 5/18/2020 | 2290.38 | NP | 146.11 | NP | 2144.27 | 2144.27 |
| MW-20 | 6/25/2020 | 2290.38 | NP | 146.48 | NP | 2143.90 | 2143.90 |
| MW-20 | 7/7/2020 | 2290.38 | NP | 146.69 | NP | 2143.69 | 2143.69 |
| MW-20 | 8/31/2020 | 2290.38 | NP | 147.65 | NP | 2142.73 | 2142.73 |
| MW-20 | 9/16/2020 | 2290.38 | NP | 147.99 | NP | 2142.39 | 2142.39 |
| MW-20 | 10/30/2020 | 2290.38 | NP | 149.15 | NP | 2141.23 | 2141.23 |
| MW-20 | 11/30/2020 | 2290.38 | NP | 150.24 | NP | 2140.14 | 2140.14 |
| MW-20 | 12/31/2020 | 2290.38 | NP | 150.59 | NP | 2139.79 | 2139.79 |
| MW-20 | 1/20/2021 | 2290.38 | NP | 151.19 | NP | 2139.19 | 2139.19 |
| MW-20 | 3/1/2021 | 2290.38 | NP | 152.02 | NP | 2138.36 | 2138.36 |

| Well ID | Measurement Date | Measuring Point Elevation (ft amsl) | Depth to LNAPL (ft btoc) | Depth to Water (ft btoc) | Apparent LNAPL Thickness (ft) | Uncorrected Groundwater Elevation (ft amsl) | Potentiometric Surface Elevation (ft amsl) |
|---|---|---|---|---|---|---|---|
| MW-20 | 3/27/2021 | 2290.38 | NP | 152.37 | NP | 2138.01 | 2138.01 |
| MW-20 | 4/9/2021 | 2290.38 | NP | 152.62 | NP | 2137.76 | 2137.76 |
| MW-20 | 5/25/2021 | 2290.38 | NP | 153.10 | NP | 2137.28 | 2137.28 |
| MW-20 | 6/15/2021 | 2290.38 | NP | 153.31 | NP | 2137.07 | 2137.07 |
| MW-20 | 7/8/2021 | 2290.38 | NP | 153.76 | NP | 2136.62 | 2136.62 |
| MW-20 | 8/30/2021 | 2290.38 | NP | 152.73 | NP | 2137.65 | 2137.65 |
| MW-20 | 9/28/2021 | 2290.38 | NP | 151.70 | NP | 2138.68 | 2138.68 |
| MW-20 | 10/18/2021 | 2290.38 | NP | 151.75 | NP | 2138.63 | 2138.63 |
| MW-20 | 11/24/2021 | 2290.38 | NP | 152.22 | NP | 2138.16 | 2138.16 |
| MW-20 | 12/21/2021 | 2290.38 | NP | 152.37 | NP | 2138.01 | 2138.01 |
| MW-20 | 1/26/2022 | 2290.38 | NP | 152.61 | NP | 2137.77 | 2137.77 |
| MW-20 | 2/21/2022 | 2290.38 | NP | 152.80 | NP | 2137.58 | 2137.58 |
| MW-20 | 3/16/2022 | 2290.38 | NP | 152.90 | NP | 2137.48 | 2137.48 |
| MW-20 | 4/6/2022 | 2290.38 | NP | 153.07 | NP | 2137.31 | 2137.31 |
| MW-20 | 5/2/2022 | 2290.38 | NP | 153.38 | NP | 2137.00 | 2137.00 |
| MW-20 | 6/17/2022 | 2290.38 | NP | 153.80 | NP | 2136.58 | 2136.58 |
| MW-20 | 7/15/2022 | 2290.38 | NP | 153.94 | NP | 2136.44 | 2136.44 |
| MW-20 | 8/17/2022 | 2290.38 | NP | 154.25 | NP | 2136.13 | 2136.13 |
| MW-20 | 9/8/2022 | 2290.38 | NP | 154.04 | NP | 2136.34 | 2136.34 |
| MW-20 | 10/13/2022 | 2290.38 | NP | 153.48 | NP | 2136.90 | 2136.90 |
| MW-20 | 11/2/2022 | 2290.38 | NP | 153.11 | NP | 2137.27 | 2137.27 |
| MW-20 | 12/12/2022 | 2290.38 | NP | 152.61 | NP | 2137.77 | 2137.77 |
| MW-20 | 1/10/2023 | 2290.38 | NP | 150.86 | NP | 2139.52 | 2139.52 |
| MW-20 | 2/27/2023 | 2290.38 | NP | 152.63 | NP | 2137.75 | 2137.75 |
| MW-20 | 3/27/2023 | 2290.38 | NP | 152.68 | NP | 2137.70 | 2137.70 |
| MW-20 | 4/25/2023 | 2290.38 | NP | 150.64 | NP | 2139.74 | 2139.74 |
| MW-20 | 5/30/2023 | 2290.38 | NP | 151.60 | NP | 2138.78 | 2138.78 |
| MW-20 | 6/6/2023 | 2290.38 | NP | 150.16 | NP | 2140.22 | 2140.22 |
| MW-20 | 8/15/2023 | 2290.38 | NP | 151.69 | NP | 2138.69 | 2138.69 |
| MW-20 | 9/20/2023 | 2290.38 | NP | 151.64 | NP | 2138.74 | 2138.74 |
| MW-20 | 10/31/2023 | 2290.38 | NP | 151.49 | NP | 2138.89 | 2138.89 |
| MW-20 | 11/14/2023 | 2290.38 | NP | 157.42 | NP | 2132.96 | 2132.96 |
| MW-20 | 12/21/2023 | 2290.38 | NP | 157.58 | NP | 2132.80 | 2132.80 |
| MW-20 | 2/28/2024 | 2290.38 | NP | 150.35 | NP | 2140.03 | 2140.03 |
| MW-20 | 3/28/2024 | 2290.38 | NP | 149.58 | NP | 2140.80 | 2140.80 |
| MW-20 | 4/30/2024 | 2290.38 | NP | 148.80 | NP | 2141.58 | 2141.58 |
| MW-20 | 5/23/2024 | 2290.38 | NP | 148.11 | NP | 2142.27 | 2142.27 |
| MW-20 | 6/26/2024 | 2290.38 | NP | 148.33 | NP | 2142.05 | 2142.05 |
| MW-21 | 2/23/2004 | 2286.12 | NP | 140.50 | NP | 2145.62 | 2145.62 |
| MW-21 | 3/2/2004 | 2286.12 | NP | 140.50 | NP | 2145.62 | 2145.62 |
| MW-21 | 3/8/2004 | 2286.12 | NP | 140.50 | NP | 2145.62 | 2145.62 |
| MW-21 | 3/15/2004 | 2286.12 | NP | 140.62 | NP | 2145.50 | 2145.50 |
| MW-21 | 3/22/2004 | 2286.12 | NP | 140.63 | NP | 2145.49 | 2145.49 |
| MW-21 | 3/29/2004 | 2286.12 | NP | 140.67 | NP | 2145.45 | 2145.45 |
| MW-21 | 4/5/2004 | 2286.12 | NP | 140.71 | NP | 2145.41 | 2145.41 |
| MW-21 | 4/12/2004 | 2286.12 | 140.61 | 141.02 | 0.41 | 2145.10 | 2145.41 |

| Well ID | Measurement Date | Measuring Point Elevation (ft amsl) | Depth to LNAPL (ft btoc) | Depth to Water (ft btoc) | Apparent LNAPL Thickness (ft) | Uncorrected Groundwater Elevation (ft amsl) | Potentiometric Surface Elevation (ft amsl) |
|---|---|---|---|---|---|---|---|
| MW-21 | 4/19/2004 | 2286.12 | 140.36 | 141.82 | 1.46 | 2144.30 | 2145.40 |
| MW-21 | 4/26/2004 | 2286.12 | 140.35 | 141.89 | 1.54 | 2144.23 | 2145.39 |
| MW-21 | 5/3/2004 | 2286.12 | 140.34 | 141.92 | 1.58 | 2144.20 | 2145.39 |
| MW-21 | 5/10/2004 | 2286.12 | 140.41 | 142.00 | 1.59 | 2144.12 | 2145.31 |
| MW-21 | 5/17/2004 | 2286.12 | 140.46 | 142.05 | 1.59 | 2144.07 | 2145.26 |
| MW-21 | 5/24/2004 | 2286.12 | 140.51 | 142.11 | 1.60 | 2144.01 | 2145.21 |
| MW-21 | 5/31/2004 | 2286.12 | 140.52 | 142.09 | 1.57 | 2144.03 | 2145.21 |
| MW-21 | 6/7/2004 | 2286.12 | 140.52 | 142.20 | 1.68 | 2143.92 | 2145.18 |
| MW-21 | 6/14/2004 | 2286.12 | 140.69 | 142.28 | 1.59 | 2143.84 | 2145.03 |
| MW-21 | 6/21/2004 | 2286.12 | 140.80 | 142.40 | 1.60 | 2143.72 | 2144.92 |
| MW-21 | 6/28/2004 | 2286.12 | 140.95 | 142.51 | 1.56 | 2143.61 | 2144.78 |
| MW-21 | 7/6/2004 | 2286.12 | 141.06 | 142.64 | 1.58 | 2143.48 | 2144.67 |
| MW-21 | 7/12/2004 | 2286.12 | 141.17 | 142.71 | 1.54 | 2143.41 | 2144.57 |
| MW-21 | 7/19/2004 | 2286.12 | 141.29 | 142.80 | 1.51 | 2143.32 | 2144.45 |
| MW-21 | 7/26/2004 | 2286.12 | 141.41 | 142.91 | 1.50 | 2143.21 | 2144.34 |
| MW-21 | 8/2/2004 | 2286.12 | 141.57 | 142.99 | 1.42 | 2143.13 | 2144.20 |
| MW-21 | 8/9/2004 | 2286.12 | 141.68 | 143.07 | 1.39 | 2143.05 | 2144.09 |
| MW-21 | 8/16/2004 | 2286.12 | 141.81 | 143.16 | 1.35 | 2142.96 | 2143.97 |
| MW-21 | 8/30/2004 | 2286.12 | 142.15 | 143.35 | 1.20 | 2142.77 | 2143.67 |
| MW-21 | 9/8/2004 | 2286.12 | 142.31 | 143.48 | 1.17 | 2142.64 | 2143.52 |
| MW-21 | 9/13/2004 | 2286.12 | 142.38 | 143.47 | 1.09 | 2142.65 | 2143.47 |
| MW-21 | 9/20/2004 | 2286.12 | 142.52 | 143.55 | 1.03 | 2142.57 | 2143.34 |
| MW-21 | 9/27/2004 | 2286.12 | 142.64 | 143.64 | 1.00 | 2142.48 | 2143.23 |
| MW-21 | 10/11/2004 | 2286.12 | 142.81 | 143.86 | 1.05 | 2142.26 | 2143.05 |
| MW-21 | 10/18/2004 | 2286.12 | 142.92 | 143.99 | 1.07 | 2142.13 | 2142.93 |
| MW-21 | 10/25/2004 | 2286.12 | 142.94 | 144.06 | 1.12 | 2142.06 | 2142.90 |
| MW-21 | 11/1/2004 | 2286.12 | 143.08 | 144.26 | 1.18 | 2141.86 | 2142.75 |
| MW-21 | 11/8/2004 | 2286.12 | 143.15 | 144.31 | 1.16 | 2141.81 | 2142.68 |
| MW-21 | 11/15/2004 | 2286.12 | 143.23 | 144.45 | 1.22 | 2141.67 | 2142.59 |
| MW-21 | 11/30/2004 | 2286.12 | 143.38 | 144.55 | 1.17 | 2141.57 | 2142.45 |
| MW-21 | 12/6/2004 | 2286.12 | 143.64 | 144.22 | 0.58 | 2141.90 | 2142.34 |
| MW-21 | 12/20/2004 | 2286.12 | 143.46 | 144.46 | 1.00 | 2141.66 | 2142.41 |
| MW-21 | 1/4/2005 | 2286.12 | 143.52 | 144.71 | 1.19 | 2141.41 | 2142.30 |
| MW-21 | 1/10/2005 | 2286.12 | 143.81 | 144.24 | 0.43 | 2141.88 | 2142.20 |
| MW-21 | 1/17/2005 | 2286.12 | 143.79 | 144.14 | 0.35 | 2141.98 | 2142.24 |
| MW-21 | 1/24/2005 | 2286.12 | 143.86 | 144.21 | 0.35 | 2141.91 | 2142.17 |
| MW-21 | 1/31/2005 | 2286.12 | 143.95 | 144.36 | 0.41 | 2141.76 | 2142.07 |
| MW-21 | 2/14/2005 | 2286.12 | 143.98 | 144.15 | 0.17 | 2141.97 | 2142.10 |
| MW-21 | 2/21/2005 | 2286.12 | 144.05 | 144.22 | 0.17 | 2141.90 | 2142.03 |
| MW-21 | 3/2/2005 | 2286.12 | 143.98 | 144.10 | 0.12 | 2142.02 | 2142.11 |
| MW-21 | 3/7/2005 | 2286.12 | 143.75 | 143.90 | 0.15 | 2142.22 | 2142.33 |
| MW-21 | 3/14/2005 | 2286.12 | 143.81 | 144.22 | 0.41 | 2141.90 | 2142.21 |
| MW-21 | 3/21/2005 | 2286.12 | 143.69 | 144.42 | 0.73 | 2141.70 | 2142.25 |
| MW-21 | 3/27/2005 | 2286.12 | 143.49 | 144.40 | 0.91 | 2141.72 | 2142.40 |
| MW-21 | 4/4/2005 | 2286.12 | 143.49 | 144.47 | 0.98 | 2141.65 | 2142.39 |
| MW-21 | 4/11/2005 | 2286.12 | 143.57 | 144.55 | 0.98 | 2141.57 | 2142.31 |

| Well ID | Measurement Date | Measuring Point Elevation (ft amsl) | Depth to LNAPL (ft btoc) | Depth to Water (ft btoc) | Apparent LNAPL Thickness (ft) | Uncorrected Groundwater Elevation (ft amsl) | Potentiometric Surface Elevation (ft amsl) |
|---|---|---|---|---|---|---|---|
| MW-21 | 4/18/2005 | 2286.12 | 143.60 | 144.59 | 0.99 | 2141.53 | 2142.27 |
| MW-21 | 4/25/2005 | 2286.12 | 143.58 | 144.44 | 0.86 | 2141.68 | 2142.33 |
| MW-21 | 5/2/2005 | 2286.12 | 143.58 | 144.47 | 0.89 | 2141.65 | 2142.32 |
| MW-21 | 5/10/2005 | 2286.12 | 143.60 | 144.55 | 0.95 | 2141.57 | 2142.28 |
| MW-21 | 5/16/2005 | 2286.12 | 143.70 | 144.45 | 0.75 | 2141.67 | 2142.23 |
| MW-21 | 5/23/2005 | 2286.12 | 143.88 | 144.29 | 0.41 | 2141.83 | 2142.14 |
| MW-21 | 5/30/2005 | 2286.12 | 144.03 | 144.16 | 0.13 | 2141.96 | 2142.06 |
| MW-21 | 6/6/2005 | 2286.12 | 144.06 | 144.20 | 0.14 | 2141.92 | 2142.03 |
| MW-21 | 6/13/2005 | 2286.12 | 144.11 | 144.29 | 0.18 | 2141.83 | 2141.97 |
| MW-21 | 6/20/2005 | 2286.12 | 144.15 | 144.37 | 0.22 | 2141.75 | 2141.92 |
| MW-21 | 6/27/2005 | 2286.12 | 144.19 | 144.39 | 0.20 | 2141.73 | 2141.88 |
| MW-21 | 7/5/2005 | 2286.12 | 144.30 | 144.45 | 0.15 | 2141.67 | 2141.78 |
| MW-21 | 7/11/2005 | 2286.12 | 144.41 | 144.49 | 0.08 | 2141.63 | 2141.69 |
| MW-21 | 7/18/2005 | 2286.12 | NP | 144.50 | NP | 2141.62 | 2141.62 |
| MW-21 | 7/25/2005 | 2286.12 | 144.57 | 144.60 | 0.03 | 2141.52 | 2141.54 |
| MW-21 | 8/1/2005 | 2286.12 | 144.64 | 144.68 | 0.04 | 2141.44 | 2141.47 |
| MW-21 | 8/8/2005 | 2286.12 | 144.74 | 144.77 | 0.03 | 2141.35 | 2141.37 |
| MW-21 | 8/15/2005 | 2286.12 | 144.80 | 144.84 | 0.04 | 2141.28 | 2141.31 |
| MW-21 | 8/22/2005 | 2286.12 | 144.81 | 144.85 | 0.04 | 2141.27 | 2141.30 |
| MW-21 | 8/29/2005 | 2286.12 | 144.74 | 144.75 | 0.01 | 2141.37 | 2141.38 |
| MW-21 | 9/7/2005 | 2286.12 | NP | 144.56 | NP | 2141.56 | 2141.56 |
| MW-21 | 9/12/2005 | 2286.12 | NP | 144.32 | NP | 2141.80 | 2141.80 |
| MW-21 | 9/19/2005 | 2286.12 | NP | 144.11 | NP | 2142.01 | 2142.01 |
| MW-21 | 9/26/2005 | 2286.12 | NP | 143.99 | NP | 2142.13 | 2142.13 |
| MW-21 | 10/3/2005 | 2286.12 | 143.94 | 144.14 | 0.20 | 2141.98 | 2142.13 |
| MW-21 | 10/10/2005 | 2286.12 | 143.99 | 144.46 | 0.47 | 2141.66 | 2142.01 |
| MW-21 | 10/17/2005 | 2286.12 | 144.00 | 144.65 | 0.65 | 2141.47 | 2141.96 |
| MW-21 | 10/24/2005 | 2286.12 | 144.21 | 144.62 | 0.41 | 2141.50 | 2141.81 |
| MW-21 | 10/31/2005 | 2286.12 | 143.37 | 143.64 | 0.27 | 2142.48 | 2142.68 |
| MW-21 | 11/7/2005 | 2286.12 | 144.52 | 144.71 | 0.19 | 2141.41 | 2141.55 |
| MW-21 | 11/14/2005 | 2286.12 | 144.63 | 144.80 | 0.17 | 2141.32 | 2141.45 |
| MW-21 | 11/21/2005 | 2286.12 | 144.72 | 144.96 | 0.24 | 2141.16 | 2141.34 |
| MW-21 | 12/5/2005 | 2286.12 | 144.85 | 145.00 | 0.15 | 2141.12 | 2141.23 |
| MW-21 | 12/12/2005 | 2286.12 | 144.91 | 145.02 | 0.11 | 2141.10 | 2141.18 |
| MW-21 | 12/19/2005 | 2286.12 | 144.98 | 145.09 | 0.11 | 2141.03 | 2141.11 |
| MW-21 | 12/28/2005 | 2286.12 | 144.99 | 145.09 | 0.10 | 2141.03 | 2141.11 |
| MW-21 | 1/9/2006 | 2286.12 | 145.11 | 145.20 | 0.09 | 2140.92 | 2140.99 |
| MW-21 | 1/16/2006 | 2286.12 | 145.15 | 145.24 | 0.09 | 2140.88 | 2140.95 |
| MW-21 | 1/30/2006 | 2286.12 | 145.18 | 145.26 | 0.08 | 2140.86 | 2140.92 |
| MW-21 | 2/13/2006 | 2286.12 | 145.25 | 145.32 | 0.07 | 2140.80 | 2140.85 |
| MW-21 | 2/27/2006 | 2286.12 | 145.29 | 145.35 | 0.06 | 2140.77 | 2140.82 |
| MW-21 | 3/6/2006 | 2286.12 | 145.31 | 145.36 | 0.05 | 2140.76 | 2140.80 |
| MW-21 | 3/13/2006 | 2286.12 | 145.35 | 145.42 | 0.07 | 2140.70 | 2140.75 |
| MW-21 | 3/20/2006 | 2286.12 | 145.40 | 145.45 | 0.05 | 2140.67 | 2140.71 |
| MW-21 | 3/27/2006 | 2286.12 | 145.40 | 145.45 | 0.05 | 2140.67 | 2140.71 |
| MW-21 | 4/3/2006 | 2286.12 | 145.41 | 145.47 | 0.06 | 2140.65 | 2140.70 |

| Well ID | Measurement Date | Measuring Point Elevation (ft amsl) | Depth to LNAPL (ft btoc) | Depth to Water (ft btoc) | Apparent LNAPL Thickness (ft) | Uncorrected Groundwater Elevation (ft amsl) | Potentiometric Surface Elevation (ft amsl) |
|---|---|---|---|---|---|---|---|
| MW-21 | 4/10/2006 | 2286.12 | 145.47 | 145.52 | 0.05 | 2140.60 | 2140.64 |
| MW-21 | 4/17/2006 | 2286.12 | 145.51 | 145.57 | 0.06 | 2140.55 | 2140.60 |
| MW-21 | 4/24/2006 | 2286.12 | 145.54 | 145.59 | 0.05 | 2140.53 | 2140.57 |
| MW-21 | 5/1/2006 | 2286.12 | 145.60 | 145.64 | 0.04 | 2140.48 | 2140.51 |
| MW-21 | 5/15/2006 | 2286.12 | 145.60 | 145.64 | 0.04 | 2140.48 | 2140.51 |
| MW-21 | 5/22/2006 | 2286.12 | 145.65 | 145.69 | 0.04 | 2140.43 | 2140.46 |
| MW-21 | 5/30/2006 | 2286.12 | 145.74 | 145.79 | 0.05 | 2140.33 | 2140.37 |
| MW-21 | 6/5/2006 | 2286.12 | 145.83 | 145.88 | 0.05 | 2140.24 | 2140.28 |
| MW-21 | 6/12/2006 | 2286.12 | 145.91 | 145.96 | 0.05 | 2140.16 | 2140.20 |
| MW-21 | 6/26/2006 | 2286.12 | 146.05 | 146.09 | 0.04 | 2140.03 | 2140.06 |
| MW-21 | 7/10/2006 | 2286.12 | 146.20 | 146.23 | 0.03 | 2139.89 | 2139.91 |
| MW-21 | 8/4/2006 | 2286.12 | 146.15 | 146.17 | 0.02 | 2139.95 | 2139.97 |
| MW-21 | 8/14/2006 | 2286.12 | 146.43 | 146.46 | 0.03 | 2139.66 | 2139.68 |
| MW-21 | 8/23/2006 | 2286.12 | 146.40 | 146.44 | 0.04 | 2139.68 | 2139.71 |
| MW-21 | 9/19/2006 | 2286.12 | NP | 145.48 | NP | 2140.64 | 2140.64 |
| MW-21 | 10/20/2006 | 2286.12 | NP | 144.75 | NP | 2141.37 | 2141.37 |
| MW-21 | 10/30/2006 | 2286.12 | NP | 144.84 | NP | 2141.28 | 2141.28 |
| MW-21 | 11/17/2006 | 2286.12 | NP | 145.06 | NP | 2141.06 | 2141.06 |
| MW-21 | 1/29/2007 | 2286.12 | NP | 146.07 | NP | 2140.05 | 2140.05 |
| MW-21 | 3/1/2007 | 2286.12 | NP | 146.23 | NP | 2139.89 | 2139.89 |
| MW-21 | 3/28/2007 | 2286.12 | NP | 146.44 | NP | 2139.68 | 2139.68 |
| MW-21 | 4/24/2007 | 2286.12 | NP | 146.54 | NP | 2139.58 | 2139.58 |
| MW-21 | 5/28/2007 | 2286.12 | NP | 146.68 | NP | 2139.44 | 2139.44 |
| MW-21 | 6/27/2007 | 2286.12 | NP | 146.99 | NP | 2139.13 | 2139.13 |
| MW-21 | 7/23/2007 | 2286.12 | NP | 147.31 | NP | 2138.81 | 2138.81 |
| MW-21 | 8/25/2007 | 2286.12 | NP | 147.05 | NP | 2139.07 | 2139.07 |
| MW-21 | 9/25/2007 | 2286.12 | NP | 146.45 | NP | 2139.67 | 2139.67 |
| MW-21 | 10/22/2007 | 2286.12 | NP | 146.75 | NP | 2139.37 | 2139.37 |
| MW-21 | 11/28/2007 | 2286.12 | NP | 147.45 | NP | 2138.67 | 2138.67 |
| MW-21 | 12/31/2007 | 2286.12 | NP | 147.50 | NP | 2138.62 | 2138.62 |
| MW-21 | 1/26/2008 | 2286.12 | NP | 147.35 | NP | 2138.77 | 2138.77 |
| MW-21 | 2/29/2008 | 2286.12 | NP | 147.35 | NP | 2138.77 | 2138.77 |
| MW-21 | 3/31/2008 | 2286.12 | NP | 146.97 | NP | 2139.15 | 2139.15 |
| MW-21 | 4/21/2008 | 2286.12 | NP | 147.05 | NP | 2139.07 | 2139.07 |
| MW-21 | 5/23/2008 | 2286.12 | NP | 147.45 | NP | 2138.67 | 2138.67 |
| MW-21 | 6/25/2008 | 2286.12 | NP | 147.71 | NP | 2138.41 | 2138.41 |
| MW-21 | 7/28/2008 | 2286.12 | NP | 148.10 | NP | 2138.02 | 2138.02 |
| MW-21 | 8/25/2008 | 2286.12 | NP | 147.22 | NP | 2138.90 | 2138.90 |
| MW-21 | 9/30/2008 | 2286.12 | NP | 145.77 | NP | 2140.35 | 2140.35 |
| MW-21 | 10/13/2008 | 2286.12 | NP | 145.68 | NP | 2140.44 | 2140.44 |
| MW-21 | 11/26/2008 | 2286.12 | NP | 146.11 | NP | 2140.01 | 2140.01 |
| MW-21 | 12/23/2008 | 2286.12 | NP | 146.51 | NP | 2139.61 | 2139.61 |
| MW-21 | 1/26/2009 | 2286.12 | NP | 146.60 | NP | 2139.52 | 2139.52 |
| MW-21 | 2/27/2009 | 2286.12 | NP | 146.61 | NP | 2139.51 | 2139.51 |
| MW-21 | 3/26/2009 | 2286.12 | NP | 146.77 | NP | 2139.35 | 2139.35 |
| MW-21 | 4/27/2009 | 2286.12 | NP | 146.87 | NP | 2139.25 | 2139.25 |

| Well ID | Measurement Date | Measuring Point Elevation (ft amsl) | Depth to LNAPL (ft btoc) | Depth to Water (ft btoc) | Apparent LNAPL Thickness (ft) | Uncorrected Groundwater Elevation (ft amsl) | Potentiometric Surface Elevation (ft amsl) |
|---|---|---|---|---|---|---|---|
| MW-21 | 5/20/2009 | 2286.12 | NP | 147.23 | NP | 2138.89 | 2138.89 |
| MW-21 | 6/16/2009 | 2286.12 | NP | 147.76 | NP | 2138.36 | 2138.36 |
| MW-21 | 7/20/2009 | 2286.12 | NP | 148.25 | NP | 2137.87 | 2137.87 |
| MW-21 | 8/31/2009 | 2286.12 | NP | 148.63 | NP | 2137.49 | 2137.49 |
| MW-21 | 9/29/2009 | 2286.12 | NP | 148.83 | NP | 2137.29 | 2137.29 |
| MW-21 | 10/22/2009 | 2286.12 | NP | 149.05 | NP | 2137.07 | 2137.07 |
| MW-21 | 11/25/2009 | 2286.12 | NP | 149.39 | NP | 2136.73 | 2136.73 |
| MW-21 | 12/14/2009 | 2286.12 | NP | 149.43 | NP | 2136.69 | 2136.69 |
| MW-21 | 1/18/2010 | 2286.12 | NP | 149.43 | NP | 2136.69 | 2136.69 |
| MW-21 | 2/26/2010 | 2286.12 | NP | 149.45 | NP | 2136.67 | 2136.67 |
| MW-21 | 3/22/2010 | 2286.12 | NP | 149.12 | NP | 2137.00 | 2137.00 |
| MW-21 | 4/12/2010 | 2286.12 | NP | 148.80 | NP | 2137.32 | 2137.32 |
| MW-21 | 5/27/2010 | 2286.12 | NP | 149.07 | NP | 2137.05 | 2137.05 |
| MW-21 | 6/22/2010 | 2286.12 | NP | 149.40 | NP | 2136.72 | 2136.72 |
| MW-21 | 7/12/2010 | 2286.12 | 149.78 | 149.79 | 0.01 | 2136.33 | 2136.34 |
| MW-21 | 8/26/2010 | 2286.12 | NP | 150.05 | NP | 2136.07 | 2136.07 |
| MW-21 | 9/22/2010 | 2286.12 | NP | 149.88 | NP | 2136.24 | 2136.24 |
| MW-21 | 10/5/2010 | 2286.12 | NP | 149.69 | NP | 2136.43 | 2136.43 |
| MW-21 | 10/18/2010 | 2286.12 | NP | 149.66 | NP | 2136.46 | 2136.46 |
| MW-21 | 11/30/2010 | 2286.12 | NP | 149.82 | NP | 2136.30 | 2136.30 |
| MW-21 | 12/21/2010 | 2286.12 | NP | 149.92 | NP | 2136.20 | 2136.20 |
| MW-21 | 1/10/2011 | 2286.12 | NP | 149.86 | NP | 2136.26 | 2136.26 |
| MW-21 | 2/17/2011 | 2286.12 | NP | 150.07 | NP | 2136.05 | 2136.05 |
| MW-21 | 3/25/2011 | 2286.12 | NP | 150.09 | NP | 2136.03 | 2136.03 |
| MW-21 | 4/11/2011 | 2286.12 | NP | 150.26 | NP | 2135.86 | 2135.86 |
| MW-21 | 5/9/2011 | 2286.12 | NP | 150.51 | NP | 2135.61 | 2135.61 |
| MW-21 | 6/29/2011 | 2286.12 | NP | 151.25 | NP | 2134.87 | 2134.87 |
| MW-21 | 7/11/2011 | 2286.12 | NP | 151.31 | NP | 2134.81 | 2134.81 |
| MW-21 | 8/31/2011 | 2286.12 | NP | 152.00 | NP | 2134.12 | 2134.12 |
| MW-21 | 9/28/2011 | 2286.12 | NP | 152.08 | NP | 2134.04 | 2134.04 |
| MW-21 | 10/10/2011 | 2286.12 | NP | 151.75 | NP | 2134.37 | 2134.37 |
| MW-21 | 11/16/2011 | 2286.12 | NP | 151.64 | NP | 2134.48 | 2134.48 |
| MW-21 | 12/29/2011 | 2286.12 | NP | 151.62 | NP | 2134.50 | 2134.50 |
| MW-21 | 1/16/2012 | 2286.12 | NP | 151.60 | NP | 2134.52 | 2134.52 |
| MW-21 | 2/28/2012 | 2286.12 | NP | 151.29 | NP | 2134.83 | 2134.83 |
| MW-21 | 3/30/2012 | 2286.12 | NP | 151.38 | NP | 2134.74 | 2134.74 |
| MW-21 | 4/2/2012 | 2286.12 | NP | 151.49 | NP | 2134.63 | 2134.63 |
| MW-21 | 5/30/2012 | 2286.12 | NP | 152.19 | NP | 2133.93 | 2133.93 |
| MW-21 | 6/29/2012 | 2286.12 | NP | 152.47 | NP | 2133.65 | 2133.65 |
| MW-21 | 7/9/2012 | 2286.12 | NP | 152.55 | NP | 2133.57 | 2133.57 |
| MW-21 | 8/29/2012 | 2286.12 | NP | 152.45 | NP | 2133.67 | 2133.67 |
| MW-21 | 9/25/2012 | 2286.12 | NP | 152.20 | NP | 2133.92 | 2133.92 |
| MW-21 | 10/22/2012 | 2286.12 | NP | 152.22 | NP | 2133.90 | 2133.90 |
| MW-21 | 11/15/2012 | 2286.12 | NP | 152.58 | NP | 2133.54 | 2133.54 |
| MW-21 | 12/13/2012 | 2286.12 | NP | 152.78 | NP | 2133.34 | 2133.34 |
| MW-21 | 1/21/2013 | 2286.12 | NP | 152.85 | NP | 2133.27 | 2133.27 |

| Well ID | Measurement Date | Measuring Point Elevation (ft amsl) | Depth to LNAPL (ft btoc) | Depth to Water (ft btoc) | Apparent LNAPL Thickness (ft) | Uncorrected Groundwater Elevation (ft amsl) | Potentiometric Surface Elevation (ft amsl) |
|---|---|---|---|---|---|---|---|
| MW-21 | 2/13/2013 | 2286.12 | NP | 152.87 | NP | 2133.25 | 2133.25 |
| MW-21 | 3/21/2013 | 2286.12 | NP | 152.82 | NP | 2133.30 | 2133.30 |
| MW-21 | 4/15/2013 | 2286.12 | NP | 152.88 | NP | 2133.24 | 2133.24 |
| MW-21 | 5/23/2013 | 2286.12 | NP | 153.07 | NP | 2133.05 | 2133.05 |
| MW-21 | 6/26/2013 | 2286.12 | NP | 153.36 | NP | 2132.76 | 2132.76 |
| MW-21 | 7/8/2013 | 2286.12 | 153.50 | 153.51 | 0.01 | 2132.61 | 2132.62 |
| MW-21 | 8/8/2013 | 2286.12 | NP | 153.71 | NP | 2132.41 | 2132.41 |
| MW-21 | 9/5/2013 | 2286.12 | NP | 153.75 | NP | 2132.37 | 2132.37 |
| MW-21 | 10/3/2013 | 2286.12 | NP | 153.91 | NP | 2132.21 | 2132.21 |
| MW-21 | 12/31/2013 | 2286.12 | NP | 154.00 | NP | 2132.12 | 2132.12 |
| MW-21 | 1/10/2014 | 2286.12 | NP | 154.21 | NP | 2131.91 | 2131.91 |
| MW-21 | 2/18/2014 | 2286.12 | NP | 154.24 | NP | 2131.88 | 2131.88 |
| MW-21 | 3/12/2014 | 2286.12 | NP | 154.28 | NP | 2131.84 | 2131.84 |
| MW-21 | 4/17/2014 | 2286.12 | NP | 154.44 | NP | 2131.68 | 2131.68 |
| MW-21 | 5/22/2014 | 2286.12 | NP | 154.76 | NP | 2131.36 | 2131.36 |
| MW-21 | 6/20/2014 | 2286.12 | NP | 155.04 | NP | 2131.08 | 2131.08 |
| MW-21 | 7/15/2014 | 2286.12 | NP | 155.36 | NP | 2130.76 | 2130.76 |
| MW-21 | 8/14/2014 | 2286.12 | NP | 155.73 | NP | 2130.39 | 2130.39 |
| MW-21 | 9/10/2014 | 2286.12 | NP | 155.81 | NP | 2130.31 | 2130.31 |
| MW-21 | 10/1/2014 | 2286.12 | NP | 155.34 | NP | 2130.78 | 2130.78 |
| MW-21 | 11/18/2014 | 2286.12 | NP | 154.93 | NP | 2131.19 | 2131.19 |
| MW-21 | 12/16/2014 | 2286.12 | NP | 154.75 | NP | 2131.37 | 2131.37 |
| MW-21 | 1/19/2015 | 2286.12 | NP | 154.47 | NP | 2131.65 | 2131.65 |
| MW-21 | 2/19/2015 | 2286.12 | NP | 154.20 | NP | 2131.92 | 2131.92 |
| MW-21 | 3/26/2015 | 2286.12 | NP | 153.86 | NP | 2132.26 | 2132.26 |
| MW-21 | 4/16/2015 | 2286.12 | NP | 153.67 | NP | 2132.45 | 2132.45 |
| MW-21 | 5/19/2015 | 2286.12 | NP | 153.84 | NP | 2132.28 | 2132.28 |
| MW-21 | 6/22/2015 | 2286.12 | NP | 154.27 | NP | 2131.85 | 2131.85 |
| MW-21 | 1/5/2016 | 2285.91 | NP | 152.78 | NP | 2133.13 | 2133.13 |
| MW-21 | 2/10/2016 | 2285.91 | NP | 152.37 | NP | 2133.54 | 2133.54 |
| MW-21 | 3/2/2016 | 2285.91 | NP | 152.18 | NP | 2133.73 | 2133.73 |
| MW-21 | 4/4/2016 | 2285.91 | NP | 150.09 | NP | 2135.82 | 2135.82 |
| MW-21 | 5/10/2016 | 2285.91 | NP | 151.73 | NP | 2134.18 | 2134.18 |
| MW-21 | 6/28/2016 | 2285.91 | NP | 152.03 | NP | 2133.88 | 2133.88 |
| MW-21 | 7/26/2016 | 2285.91 | NP | 151.35 | NP | 2134.56 | 2134.56 |
| MW-21 | 8/31/2016 | 2285.91 | NP | 151.30 | NP | 2134.61 | 2134.61 |
| MW-21 | 9/30/2016 | 2285.91 | NP | 151.23 | NP | 2134.68 | 2134.68 |
| MW-21 | 10/11/2016 | 2285.91 | NP | 151.25 | NP | 2134.66 | 2134.66 |
| MW-21 | 11/21/2016 | 2285.91 | NP | 151.09 | NP | 2134.82 | 2134.82 |
| MW-21 | 12/27/2016 | 2285.91 | NP | 150.86 | NP | 2135.05 | 2135.05 |
| MW-21 | 1/25/2017 | 2285.91 | NP | 150.34 | NP | 2135.57 | 2135.57 |
| MW-21 | 2/28/2017 | 2285.91 | NP | 150.36 | NP | 2135.55 | 2135.55 |
| MW-21 | 3/31/2017 | 2285.91 | NP | 150.10 | NP | 2135.81 | 2135.81 |
| MW-21 | 4/21/2017 | 2285.91 | NP | 149.50 | NP | 2136.41 | 2136.41 |
| MW-21 | 5/16/2017 | 2285.91 | NP | 149.84 | NP | 2136.07 | 2136.07 |
| MW-21 | 6/13/2017 | 2285.91 | NP | 149.90 | NP | 2136.01 | 2136.01 |

| Well ID | Measurement Date | Measuring Point Elevation (ft amsl) | Depth to LNAPL (ft btoc) | Depth to Water (ft btoc) | Apparent LNAPL Thickness (ft) | Uncorrected Groundwater Elevation (ft amsl) | Potentiometric Surface Elevation (ft amsl) |
|---|---|---|---|---|---|---|---|
| MW-21 | 7/10/2017 | 2285.91 | NP | 150.02 | NP | 2135.89 | 2135.89 |
| MW-21 | 8/17/2017 | 2285.91 | NP | 149.57 | NP | 2136.34 | 2136.34 |
| MW-21 | 9/20/2017 | 2285.91 | NP | 148.14 | NP | 2137.77 | 2137.77 |
| MW-21 | 10/26/2017 | 2285.91 | NP | 147.98 | NP | 2137.93 | 2137.93 |
| MW-21 | 11/30/2017 | 2285.91 | NP | 148.01 | NP | 2137.90 | 2137.90 |
| MW-21 | 12/12/2017 | 2285.91 | NP | 148.03 | NP | 2137.88 | 2137.88 |
| MW-21 | 1/31/2018 | 2285.91 | NP | 147.68 | NP | 2138.23 | 2138.23 |
| MW-21 | 2/21/2018 | 2285.91 | NP | 147.56 | NP | 2138.35 | 2138.35 |
| MW-21 | 3/26/2018 | 2285.91 | NP | 147.40 | NP | 2138.51 | 2138.51 |
| MW-21 | 4/10/2018 | 2285.91 | NP | 150.73 | NP | 2135.18 | 2135.18 |
| MW-21 | 5/23/2018 | 2285.91 | NP | 147.28 | NP | 2138.63 | 2138.63 |
| MW-21 | 6/27/2018 | 2285.91 | NP | 149.96 | NP | 2135.95 | 2135.95 |
| MW-21 | 7/16/2018 | 2285.91 | NP | 147.07 | NP | 2138.84 | 2138.84 |
| MW-21 | 8/23/2018 | 2285.91 | NP | 147.23 | NP | 2138.68 | 2138.68 |
| MW-21 | 9/27/2018 | 2285.91 | NP | 146.46 | NP | 2139.45 | 2139.45 |
| MW-21 | 10/22/2018 | 2285.91 | NP | 145.95 | NP | 2139.96 | 2139.96 |
| MW-21 | 11/28/2018 | 2285.91 | NP | 145.14 | NP | 2140.77 | 2140.77 |
| MW-21 | 12/27/2018 | 2285.91 | NP | 144.86 | NP | 2141.05 | 2141.05 |
| MW-21 | 1/16/2019 | 2285.91 | NP | 144.90 | NP | 2141.01 | 2141.01 |
| MW-21 | 2/26/2019 | 2285.91 | NP | 144.26 | NP | 2141.65 | 2141.65 |
| MW-21 | 3/27/2019 | 2285.91 | NP | 143.97 | NP | 2141.94 | 2141.94 |
| MW-21 | 4/8/2019 | 2285.91 | NP | 143.68 | NP | 2142.23 | 2142.23 |
| MW-21 | 5/8/2019 | 2285.91 | NP | 143.43 | NP | 2142.48 | 2142.48 |
| MW-21 | 6/20/2019 | 2285.91 | NP | 143.47 | NP | 2142.44 | 2142.44 |
| MW-21 | 7/25/2019 | 2285.91 | NP | 143.52 | NP | 2142.39 | 2142.39 |
| MW-21 | 8/18/2019 | 2285.91 | NP | 143.80 | NP | 2142.11 | 2142.11 |
| MW-21 | 9/24/2019 | 2285.91 | NP | 144.12 | NP | 2141.79 | 2141.79 |
| MW-21 | 10/17/2019 | 2285.91 | NP | 144.31 | NP | 2141.60 | 2141.60 |
| MW-21 | 11/27/2019 | 2285.91 | NP | 144.36 | NP | 2141.55 | 2141.55 |
| MW-21 | 12/17/2019 | 2285.91 | NP | 144.34 | NP | 2141.57 | 2141.57 |
| MW-21 | 1/24/2020 | 2285.91 | NP | 143.75 | NP | 2142.16 | 2142.16 |
| MW-21 | 2/16/2020 | 2285.91 | NP | 143.41 | NP | 2142.50 | 2142.50 |
| MW-21 | 3/10/2020 | 2285.91 | NP | 143.38 | NP | 2142.53 | 2142.53 |
| MW-21 | 4/2/2020 | 2285.91 | NP | 143.48 | NP | 2142.43 | 2142.43 |
| MW-21 | 5/18/2020 | 2285.91 | NP | 143.69 | NP | 2142.22 | 2142.22 |
| MW-21 | 6/25/2020 | 2285.91 | NP | 144.15 | NP | 2141.76 | 2141.76 |
| MW-21 | 7/7/2020 | 2285.91 | NP | 144.36 | NP | 2141.55 | 2141.55 |
| MW-21 | 8/31/2020 | 2285.91 | NP | 145.53 | NP | 2140.38 | 2140.38 |
| MW-21 | 9/16/2020 | 2285.91 | NP | 145.95 | NP | 2139.96 | 2139.96 |
| MW-21 | 10/30/2020 | 2285.91 | NP | 145.29 | NP | 2140.62 | 2140.62 |
| MW-21 | 11/30/2020 | 2285.91 | NP | 148.44 | NP | 2137.47 | 2137.47 |
| MW-21 | 12/31/2020 | 2285.91 | NP | 148.97 | NP | 2136.94 | 2136.94 |
| MW-21 | 1/20/2021 | 2285.91 | NP | 149.51 | NP | 2136.40 | 2136.40 |
| MW-21 | 3/1/2021 | 2285.91 | NP | 150.34 | NP | 2135.57 | 2135.57 |
| MW-21 | 3/27/2021 | 2285.91 | NP | 150.67 | NP | 2135.24 | 2135.24 |
| MW-21 | 4/9/2021 | 2285.91 | NP | 150.74 | NP | 2135.17 | 2135.17 |

| Well ID | Measurement Date | Measuring Point Elevation (ft amsl) | Depth to LNAPL (ft btoc) | Depth to Water (ft btoc) | Apparent LNAPL Thickness (ft) | Uncorrected Groundwater Elevation (ft amsl) | Potentiometric Surface Elevation (ft amsl) |
|---|---|---|---|---|---|---|---|
| MW-21 | 5/25/2021 | 2285.91 | NP | 151.31 | NP | 2134.60 | 2134.60 |
| MW-21 | 6/15/2021 | 2285.91 | NP | 151.56 | NP | 2134.35 | 2134.35 |
| MW-21 | 7/8/2021 | 2285.91 | NP | 152.07 | NP | 2133.84 | 2133.84 |
| MW-21 | 8/30/2021 | 2285.91 | NP | 151.58 | NP | 2134.33 | 2134.33 |
| MW-21 | 9/28/2021 | 2285.91 | NP | 150.43 | NP | 2135.48 | 2135.48 |
| MW-21 | 10/18/2021 | 2285.91 | NP | 150.31 | NP | 2135.60 | 2135.60 |
| MW-21 | 11/24/2021 | 2285.91 | NP | 150.61 | NP | 2135.30 | 2135.30 |
| MW-21 | 12/21/2021 | 2285.91 | NP | 150.75 | NP | 2135.16 | 2135.16 |
| MW-21 | 1/26/2022 | 2285.91 | NP | 151.00 | NP | 2134.91 | 2134.91 |
| MW-21 | 3/16/2022 | 2285.91 | NP | 151.26 | NP | 2134.65 | 2134.65 |
| MW-21 | 4/6/2022 | 2285.91 | NP | 151.44 | NP | 2134.47 | 2134.47 |
| MW-21 | 5/2/2022 | 2285.91 | NP | 151.76 | NP | 2134.15 | 2134.15 |
| MW-21 | 6/17/2022 | 2285.91 | NP | 152.22 | NP | 2133.69 | 2133.69 |
| MW-21 | 7/15/2022 | 2285.91 | NP | 152.36 | NP | 2133.55 | 2133.55 |
| MW-21 | 8/17/2022 | 2285.91 | NP | 152.72 | NP | 2133.19 | 2133.19 |
| MW-21 | 9/8/2022 | 2285.91 | NP | 152.65 | NP | 2133.26 | 2133.26 |
| MW-21 | 10/13/2022 | 2285.91 | NP | 152.08 | NP | 2133.83 | 2133.83 |
| MW-21 | 11/2/2022 | 2285.91 | NP | 151.74 | NP | 2134.17 | 2134.17 |
| MW-21 | 12/12/2022 | 2285.91 | NP | 151.43 | NP | 2134.48 | 2134.48 |
| MW-21 | 1/10/2023 | 2285.91 | NP | 151.41 | NP | 2134.50 | 2134.50 |
| MW-21 | 2/27/2023 | 2285.91 | NP | 151.05 | NP | 2134.86 | 2134.86 |
| MW-21 | 3/27/2023 | 2285.91 | NP | 151.08 | NP | 2134.83 | 2134.83 |
| MW-21 | 4/25/2023 | 2285.91 | NP | 150.55 | NP | 2135.36 | 2135.36 |
| MW-21 | 5/30/2023 | 2285.91 | NP | 150.36 | NP | 2135.55 | 2135.55 |
| MW-21 | 6/6/2023 | 2285.91 | NP | 149.38 | NP | 2136.53 | 2136.53 |
| MW-21 | 8/15/2023 | 2285.91 | NP | 150.06 | NP | 2135.85 | 2135.85 |
| MW-21 | 9/20/2023 | 2285.91 | NP | 150.03 | NP | 2135.88 | 2135.88 |
| MW-21 | 10/31/2023 | 2285.91 | NP | 149.06 | NP | 2136.85 | 2136.85 |
| MW-21 | 11/14/2023 | 2285.91 | NP | 149.01 | NP | 2136.90 | 2136.90 |
| MW-21 | 12/21/2023 | 2285.91 | NP | 149.23 | NP | 2136.68 | 2136.68 |
| MW-21 | 2/28/2024 | 2285.91 | NP | 148.53 | NP | 2137.38 | 2137.38 |
| MW-21 | 3/28/2024 | 2285.91 | NP | 147.98 | NP | 2137.93 | 2137.93 |
| MW-21 | 4/30/2024 | 2285.91 | NP | 146.88 | NP | 2139.03 | 2139.03 |
| MW-21 | 5/23/2024 | 2285.91 | NP | 146.55 | NP | 2139.36 | 2139.36 |
| MW-22 | 3/2/2004 | 2286.83 | NP | 139.96 | NP | 2146.87 | 2146.87 |
| MW-22 | 3/8/2004 | 2286.83 | NP | 139.96 | NP | 2146.87 | 2146.87 |
| MW-22 | 3/15/2004 | 2286.83 | NP | 140.08 | NP | 2146.75 | 2146.75 |
| MW-22 | 3/22/2004 | 2286.83 | NP | 140.10 | NP | 2146.73 | 2146.73 |
| MW-22 | 3/29/2004 | 2286.83 | NP | 140.13 | NP | 2146.70 | 2146.70 |
| MW-22 | 4/5/2004 | 2286.83 | NP | 140.18 | NP | 2146.65 | 2146.65 |
| MW-22 | 4/12/2004 | 2286.83 | NP | 140.19 | NP | 2146.64 | 2146.64 |
| MW-22 | 4/19/2004 | 2286.83 | NP | 140.22 | NP | 2146.61 | 2146.61 |
| MW-22 | 4/26/2004 | 2286.83 | NP | 140.24 | NP | 2146.59 | 2146.59 |
| MW-22 | 5/3/2004 | 2286.83 | NP | 140.26 | NP | 2146.57 | 2146.57 |
| MW-22 | 5/10/2004 | 2286.83 | NP | 140.26 | NP | 2146.57 | 2146.57 |
| MW-22 | 5/17/2004 | 2286.83 | NP | 140.33 | NP | 2146.50 | 2146.50 |

| Well ID | Measurement Date | Measuring Point Elevation (ft amsl) | Depth to LNAPL (ft btoc) | Depth to Water (ft btoc) | Apparent LNAPL Thickness (ft) | Uncorrected Groundwater Elevation (ft amsl) | Potentiometric Surface Elevation (ft amsl) |
|---|---|---|---|---|---|---|---|
| MW-22 | 5/24/2004 | 2286.83 | NP | 140.33 | NP | 2146.50 | 2146.50 |
| MW-22 | 5/31/2004 | 2286.83 | NP | 140.38 | NP | 2146.45 | 2146.45 |
| MW-22 | 6/7/2004 | 2286.83 | NP | 140.46 | NP | 2146.37 | 2146.37 |
| MW-22 | 6/14/2004 | 2286.83 | NP | 140.54 | NP | 2146.29 | 2146.29 |
| MW-22 | 6/21/2004 | 2286.83 | NP | 140.63 | NP | 2146.20 | 2146.20 |
| MW-22 | 6/28/2004 | 2286.83 | NP | 140.79 | NP | 2146.04 | 2146.04 |
| MW-22 | 7/6/2004 | 2286.83 | NP | 140.90 | NP | 2145.93 | 2145.93 |
| MW-22 | 7/12/2004 | 2286.83 | NP | 140.99 | NP | 2145.84 | 2145.84 |
| MW-22 | 7/19/2004 | 2286.83 | NP | 141.11 | NP | 2145.72 | 2145.72 |
| MW-22 | 7/26/2004 | 2286.83 | NP | 141.21 | NP | 2145.62 | 2145.62 |
| MW-22 | 8/2/2004 | 2286.83 | NP | 141.33 | NP | 2145.50 | 2145.50 |
| MW-22 | 8/9/2004 | 2286.83 | NP | 141.48 | NP | 2145.35 | 2145.35 |
| MW-22 | 8/16/2004 | 2286.83 | NP | 141.59 | NP | 2145.24 | 2145.24 |
| MW-22 | 8/23/2004 | 2286.83 | NP | 141.69 | NP | 2145.14 | 2145.14 |
| MW-22 | 8/30/2004 | 2286.83 | NP | 141.83 | NP | 2145.00 | 2145.00 |
| MW-22 | 9/8/2004 | 2286.83 | NP | 141.87 | NP | 2144.96 | 2144.96 |
| MW-22 | 9/13/2004 | 2286.83 | NP | 142.05 | NP | 2144.78 | 2144.78 |
| MW-22 | 9/20/2004 | 2286.83 | NP | 142.15 | NP | 2144.68 | 2144.68 |
| MW-22 | 9/27/2004 | 2286.83 | NP | 142.24 | NP | 2144.59 | 2144.59 |
| MW-22 | 10/4/2004 | 2286.83 | NP | 142.31 | NP | 2144.52 | 2144.52 |
| MW-22 | 10/11/2004 | 2286.83 | NP | 142.41 | NP | 2144.42 | 2144.42 |
| MW-22 | 10/18/2004 | 2286.83 | NP | 142.48 | NP | 2144.35 | 2144.35 |
| MW-22 | 10/25/2004 | 2286.83 | NP | 142.51 | NP | 2144.32 | 2144.32 |
| MW-22 | 11/1/2004 | 2286.83 | NP | 142.64 | NP | 2144.19 | 2144.19 |
| MW-22 | 11/8/2004 | 2286.83 | NP | 142.75 | NP | 2144.08 | 2144.08 |
| MW-22 | 11/15/2004 | 2286.83 | NP | 142.78 | NP | 2144.05 | 2144.05 |
| MW-22 | 11/30/2004 | 2286.83 | NP | 142.87 | NP | 2143.96 | 2143.96 |
| MW-22 | 12/6/2004 | 2286.83 | NP | 143.08 | NP | 2143.75 | 2143.75 |
| MW-22 | 12/13/2004 | 2286.83 | NP | 143.14 | NP | 2143.69 | 2143.69 |
| MW-22 | 12/20/2004 | 2286.83 | NP | 143.10 | NP | 2143.73 | 2143.73 |
| MW-22 | 1/4/2005 | 2286.83 | NP | 143.27 | NP | 2143.56 | 2143.56 |
| MW-22 | 1/10/2005 | 2286.83 | NP | 143.15 | NP | 2143.68 | 2143.68 |
| MW-22 | 1/17/2005 | 2286.83 | NP | 143.26 | NP | 2143.57 | 2143.57 |
| MW-22 | 1/24/2005 | 2286.83 | NP | 143.47 | NP | 2143.36 | 2143.36 |
| MW-22 | 1/31/2005 | 2286.83 | NP | 143.35 | NP | 2143.48 | 2143.48 |
| MW-22 | 2/24/2005 | 2286.83 | NP | 143.33 | NP | 2143.50 | 2143.50 |
| MW-22 | 3/2/2005 | 2286.83 | NP | 143.41 | NP | 2143.42 | 2143.42 |
| MW-22 | 3/7/2005 | 2286.83 | NP | 143.39 | NP | 2143.44 | 2143.44 |
| MW-22 | 3/14/2005 | 2286.83 | NP | 143.38 | NP | 2143.45 | 2143.45 |
| MW-22 | 3/21/2005 | 2286.83 | NP | 143.26 | NP | 2143.57 | 2143.57 |
| MW-22 | 3/27/2005 | 2286.83 | NP | 143.14 | NP | 2143.69 | 2143.69 |
| MW-22 | 4/4/2005 | 2286.83 | NP | 143.18 | NP | 2143.65 | 2143.65 |
| MW-22 | 4/11/2005 | 2286.83 | NP | 143.18 | NP | 2143.65 | 2143.65 |
| MW-22 | 4/18/2005 | 2286.83 | NP | 143.28 | NP | 2143.55 | 2143.55 |
| MW-22 | 4/25/2005 | 2286.83 | NP | 143.27 | NP | 2143.56 | 2143.56 |
| MW-22 | 5/2/2005 | 2286.83 | NP | 143.25 | NP | 2143.58 | 2143.58 |

| Well ID | Measurement Date | Measuring Point Elevation (ft amsl) | Depth to LNAPL (ft btoc) | Depth to Water (ft btoc) | Apparent LNAPL Thickness (ft) | Uncorrected Groundwater Elevation (ft amsl) | Potentiometric Surface Elevation (ft amsl) |
|---|---|---|---|---|---|---|---|
| MW-22 | 5/10/2005 | 2286.83 | NP | 143.29 | NP | 2143.54 | 2143.54 |
| MW-22 | 5/16/2005 | 2286.83 | NP | 143.30 | NP | 2143.53 | 2143.53 |
| MW-22 | 5/23/2005 | 2286.83 | NP | 143.42 | NP | 2143.41 | 2143.41 |
| MW-22 | 5/30/2005 | 2286.83 | NP | 143.49 | NP | 2143.34 | 2143.34 |
| MW-22 | 6/6/2005 | 2286.83 | NP | 143.52 | NP | 2143.31 | 2143.31 |
| MW-22 | 6/13/2005 | 2286.83 | NP | 143.59 | NP | 2143.24 | 2143.24 |
| MW-22 | 6/20/2005 | 2286.83 | NP | 143.57 | NP | 2143.26 | 2143.26 |
| MW-22 | 6/27/2005 | 2286.83 | NP | 143.69 | NP | 2143.14 | 2143.14 |
| MW-22 | 7/11/2005 | 2286.83 | NP | 143.85 | NP | 2142.98 | 2142.98 |
| MW-22 | 7/18/2005 | 2286.83 | NP | 143.95 | NP | 2142.88 | 2142.88 |
| MW-22 | 7/25/2005 | 2286.83 | NP | 143.99 | NP | 2142.84 | 2142.84 |
| MW-22 | 8/1/2005 | 2286.83 | NP | 144.07 | NP | 2142.76 | 2142.76 |
| MW-22 | 8/8/2005 | 2286.83 | NP | 144.15 | NP | 2142.68 | 2142.68 |
| MW-22 | 8/15/2005 | 2286.83 | NP | 144.20 | NP | 2142.63 | 2142.63 |
| MW-22 | 8/22/2005 | 2286.83 | NP | 144.21 | NP | 2142.62 | 2142.62 |
| MW-22 | 8/29/2005 | 2286.83 | NP | 144.11 | NP | 2142.72 | 2142.72 |
| MW-22 | 9/7/2005 | 2286.83 | NP | 143.84 | NP | 2142.99 | 2142.99 |
| MW-22 | 9/12/2005 | 2286.83 | NP | 143.66 | NP | 2143.17 | 2143.17 |
| MW-22 | 9/19/2005 | 2286.83 | NP | 144.11 | NP | 2142.72 | 2142.72 |
| MW-22 | 9/26/2005 | 2286.83 | NP | 143.35 | NP | 2143.48 | 2143.48 |
| MW-22 | 10/3/2005 | 2286.83 | NP | 143.36 | NP | 2143.47 | 2143.47 |
| MW-22 | 10/10/2005 | 2286.83 | NP | 143.48 | NP | 2143.35 | 2143.35 |
| MW-22 | 10/17/2005 | 2286.83 | NP | 143.56 | NP | 2143.27 | 2143.27 |
| MW-22 | 10/24/2005 | 2286.83 | NP | 143.68 | NP | 2143.15 | 2143.15 |
| MW-22 | 10/31/2005 | 2286.83 | NP | 143.83 | NP | 2143.00 | 2143.00 |
| MW-22 | 11/7/2005 | 2286.83 | NP | 143.95 | NP | 2142.88 | 2142.88 |
| MW-22 | 11/14/2005 | 2286.83 | NP | 144.09 | NP | 2142.74 | 2142.74 |
| MW-22 | 11/21/2005 | 2286.83 | NP | 144.18 | NP | 2142.65 | 2142.65 |
| MW-22 | 12/5/2005 | 2286.83 | NP | 144.28 | NP | 2142.55 | 2142.55 |
| MW-22 | 12/19/2005 | 2286.83 | NP | 144.33 | NP | 2142.50 | 2142.50 |
| MW-22 | 1/9/2006 | 2286.83 | NP | 144.50 | NP | 2142.33 | 2142.33 |
| MW-22 | 1/16/2006 | 2286.83 | NP | 144.56 | NP | 2142.27 | 2142.27 |
| MW-22 | 1/30/2006 | 2286.83 | NP | 144.59 | NP | 2142.24 | 2142.24 |
| MW-22 | 2/13/2006 | 2286.83 | NP | 144.68 | NP | 2142.15 | 2142.15 |
| MW-22 | 2/27/2006 | 2286.83 | NP | 144.72 | NP | 2142.11 | 2142.11 |
| MW-22 | 3/6/2006 | 2286.83 | NP | 144.74 | NP | 2142.09 | 2142.09 |
| MW-22 | 3/13/2006 | 2286.83 | NP | 144.77 | NP | 2142.06 | 2142.06 |
| MW-22 | 3/20/2006 | 2286.83 | NP | 144.79 | NP | 2142.04 | 2142.04 |
| MW-22 | 3/27/2006 | 2286.83 | NP | 144.81 | NP | 2142.02 | 2142.02 |
| MW-22 | 4/3/2006 | 2286.83 | NP | 144.83 | NP | 2142.00 | 2142.00 |
| MW-22 | 4/10/2006 | 2286.83 | NP | 144.90 | NP | 2141.93 | 2141.93 |
| MW-22 | 4/17/2006 | 2286.83 | NP | 144.94 | NP | 2141.89 | 2141.89 |
| MW-22 | 4/24/2006 | 2286.83 | NP | 144.96 | NP | 2141.87 | 2141.87 |
| MW-22 | 5/1/2006 | 2286.83 | NP | 144.98 | NP | 2141.85 | 2141.85 |
| MW-22 | 5/15/2006 | 2286.83 | NP | 145.03 | NP | 2141.80 | 2141.80 |
| MW-22 | 5/22/2006 | 2286.83 | NP | 145.08 | NP | 2141.75 | 2141.75 |

| Well ID | Measurement Date | Measuring Point Elevation (ft amsl) | Depth to LNAPL (ft btoc) | Depth to Water (ft btoc) | Apparent LNAPL Thickness (ft) | Uncorrected Groundwater Elevation (ft amsl) | Potentiometric Surface Elevation (ft amsl) |
|---|---|---|---|---|---|---|---|
| MW-22 | 5/30/2006 | 2286.83 | NP | 145.19 | NP | 2141.64 | 2141.64 |
| MW-22 | 6/5/2006 | 2286.83 | NP | 145.27 | NP | 2141.56 | 2141.56 |
| MW-22 | 6/12/2006 | 2286.83 | NP | 145.35 | NP | 2141.48 | 2141.48 |
| MW-22 | 6/26/2006 | 2286.83 | NP | 145.47 | NP | 2141.36 | 2141.36 |
| MW-22 | 7/10/2006 | 2286.83 | NP | 145.61 | NP | 2141.22 | 2141.22 |
| MW-22 | 8/2/2006 | 2286.83 | NP | 145.82 | NP | 2141.01 | 2141.01 |
| MW-22 | 8/14/2006 | 2286.83 | NP | 145.87 | NP | 2140.96 | 2140.96 |
| MW-22 | 8/23/2006 | 2286.83 | NP | 145.79 | NP | 2141.04 | 2141.04 |
| MW-22 | 9/19/2006 | 2286.83 | NP | 145.78 | NP | 2141.05 | 2141.05 |
| MW-22 | 10/20/2006 | 2286.83 | NP | 144.11 | NP | 2142.72 | 2142.72 |
| MW-22 | 10/30/2006 | 2286.83 | NP | 144.22 | NP | 2142.61 | 2142.61 |
| MW-22 | 10/30/2006 | 2286.83 | NP | 144.22 | NP | 2142.61 | 2142.61 |
| MW-22 | 11/17/2006 | 2286.83 | NP | 144.46 | NP | 2142.37 | 2142.37 |
| MW-22 | 1/30/2007 | 2286.83 | NP | 145.51 | NP | 2141.32 | 2141.32 |
| MW-22 | 3/1/2007 | 2286.83 | NP | 145.68 | NP | 2141.15 | 2141.15 |
| MW-22 | 3/28/2007 | 2286.83 | NP | 145.87 | NP | 2140.96 | 2140.96 |
| MW-22 | 4/24/2007 | 2286.83 | NP | 145.99 | NP | 2140.84 | 2140.84 |
| MW-22 | 5/28/2007 | 2286.83 | NP | 146.11 | NP | 2140.72 | 2140.72 |
| MW-22 | 6/27/2007 | 2286.83 | NP | 146.41 | NP | 2140.42 | 2140.42 |
| MW-22 | 7/23/2007 | 2286.83 | NP | 146.70 | NP | 2140.13 | 2140.13 |
| MW-22 | 8/25/2007 | 2286.83 | NP | 146.23 | NP | 2140.60 | 2140.60 |
| MW-22 | 9/25/2007 | 2286.83 | NP | 145.71 | NP | 2141.12 | 2141.12 |
| MW-22 | 10/22/2007 | 2286.83 | NP | 146.05 | NP | 2140.78 | 2140.78 |
| MW-22 | 11/28/2007 | 2286.83 | NP | 146.83 | NP | 2140.00 | 2140.00 |
| MW-22 | 12/31/2007 | 2286.83 | NP | 148.88 | NP | 2137.95 | 2137.95 |
| MW-22 | 1/26/2008 | 2286.83 | NP | 146.72 | NP | 2140.11 | 2140.11 |
| MW-22 | 2/29/2008 | 2286.83 | NP | 146.76 | NP | 2140.07 | 2140.07 |
| MW-22 | 3/31/2008 | 2286.83 | NP | 146.38 | NP | 2140.45 | 2140.45 |
| MW-22 | 4/21/2008 | 2286.83 | NP | 146.51 | NP | 2140.32 | 2140.32 |
| MW-22 | 5/23/2008 | 2286.83 | NP | 146.91 | NP | 2139.92 | 2139.92 |
| MW-22 | 6/25/2008 | 2286.83 | NP | 147.11 | NP | 2139.72 | 2139.72 |
| MW-22 | 7/28/2008 | 2286.83 | NP | 147.47 | NP | 2139.36 | 2139.36 |
| MW-22 | 8/25/2008 | 2286.83 | NP | 146.41 | NP | 2140.42 | 2140.42 |
| MW-22 | 9/30/2008 | 2286.83 | NP | 144.99 | NP | 2141.84 | 2141.84 |
| MW-22 | 10/13/2008 | 2286.83 | NP | 144.97 | NP | 2141.86 | 2141.86 |
| MW-22 | 11/26/2008 | 2286.83 | NP | 145.43 | NP | 2141.40 | 2141.40 |
| MW-22 | 12/23/2008 | 2286.83 | NP | 145.84 | NP | 2140.99 | 2140.99 |
| MW-22 | 1/26/2009 | 2286.83 | NP | 145.94 | NP | 2140.89 | 2140.89 |
| MW-22 | 2/27/2009 | 2286.83 | NP | 145.99 | NP | 2140.84 | 2140.84 |
| MW-22 | 3/26/2009 | 2286.83 | NP | 146.17 | NP | 2140.66 | 2140.66 |
| MW-22 | 4/27/2009 | 2286.83 | NP | 146.22 | NP | 2140.61 | 2140.61 |
| MW-22 | 5/20/2009 | 2286.83 | NP | 146.60 | NP | 2140.23 | 2140.23 |
| MW-22 | 6/16/2009 | 2286.83 | NP | 147.16 | NP | 2139.67 | 2139.67 |
| MW-22 | 7/20/2009 | 2286.83 | NP | 147.60 | NP | 2139.23 | 2139.23 |
| MW-22 | 8/31/2009 | 2286.83 | NP | 147.93 | NP | 2138.90 | 2138.90 |
| MW-22 | 9/29/2009 | 2286.83 | NP | 148.13 | NP | 2138.70 | 2138.70 |

| Well ID | Measurement Date | Measuring Point Elevation (ft amsl) | Depth to LNAPL (ft btoc) | Depth to Water (ft btoc) | Apparent LNAPL Thickness (ft) | Uncorrected Groundwater Elevation (ft amsl) | Potentiometric Surface Elevation (ft amsl) |
|---|---|---|---|---|---|---|---|
| MW-22 | 10/22/2009 | 2286.83 | NP | 148.33 | NP | 2138.50 | 2138.50 |
| MW-22 | 11/25/2009 | 2286.83 | NP | 148.65 | NP | 2138.18 | 2138.18 |
| MW-22 | 12/14/2009 | 2286.83 | NP | 148.73 | NP | 2138.10 | 2138.10 |
| MW-22 | 1/18/2010 | 2286.83 | NP | 148.71 | NP | 2138.12 | 2138.12 |
| MW-22 | 2/26/2010 | 2286.83 | NP | 148.73 | NP | 2138.10 | 2138.10 |
| MW-22 | 3/22/2010 | 2286.83 | NP | 148.39 | NP | 2138.44 | 2138.44 |
| MW-22 | 4/12/2010 | 2286.83 | NP | 148.07 | NP | 2138.76 | 2138.76 |
| MW-22 | 5/27/2010 | 2286.83 | NP | 148.38 | NP | 2138.45 | 2138.45 |
| MW-22 | 6/22/2010 | 2286.83 | NP | 148.70 | NP | 2138.13 | 2138.13 |
| MW-22 | 7/12/2010 | 2286.83 | NP | 149.04 | NP | 2137.79 | 2137.79 |
| MW-22 | 8/26/2010 | 2286.83 | NP | 149.22 | NP | 2137.61 | 2137.61 |
| MW-22 | 9/22/2010 | 2286.83 | NP | 149.06 | NP | 2137.77 | 2137.77 |
| MW-22 | 10/5/2010 | 2286.83 | NP | 148.89 | NP | 2137.94 | 2137.94 |
| MW-22 | 10/18/2010 | 2286.83 | NP | 148.85 | NP | 2137.98 | 2137.98 |
| MW-22 | 11/30/2010 | 2286.83 | NP | 149.08 | NP | 2137.75 | 2137.75 |
| MW-22 | 12/21/2010 | 2286.83 | NP | 149.23 | NP | 2137.60 | 2137.60 |
| MW-22 | 1/10/2011 | 2286.83 | NP | 149.14 | NP | 2137.69 | 2137.69 |
| MW-22 | 2/17/2011 | 2286.83 | NP | 149.37 | NP | 2137.46 | 2137.46 |
| MW-22 | 3/25/2011 | 2286.83 | NP | 149.42 | NP | 2137.41 | 2137.41 |
| MW-22 | 4/11/2011 | 2286.83 | NP | 149.56 | NP | 2137.27 | 2137.27 |
| MW-22 | 5/9/2011 | 2286.83 | NP | 149.81 | NP | 2137.02 | 2137.02 |
| MW-22 | 6/29/2011 | 2286.83 | NP | 150.54 | NP | 2136.29 | 2136.29 |
| MW-22 | 7/11/2011 | 2286.83 | NP | 150.58 | NP | 2136.25 | 2136.25 |
| MW-22 | 8/31/2011 | 2286.83 | NP | 151.17 | NP | 2135.66 | 2135.66 |
| MW-22 | 9/28/2011 | 2286.83 | NP | 151.24 | NP | 2135.59 | 2135.59 |
| MW-22 | 10/10/2011 | 2286.83 | NP | 150.80 | NP | 2136.03 | 2136.03 |
| MW-22 | 11/16/2011 | 2286.83 | NP | 150.68 | NP | 2136.15 | 2136.15 |
| MW-22 | 12/29/2011 | 2286.83 | NP | 150.75 | NP | 2136.08 | 2136.08 |
| MW-22 | 1/16/2012 | 2286.83 | NP | 150.71 | NP | 2136.12 | 2136.12 |
| MW-22 | 2/28/2012 | 2286.83 | NP | 150.47 | NP | 2136.36 | 2136.36 |
| MW-22 | 3/30/2012 | 2286.83 | NP | 150.56 | NP | 2136.27 | 2136.27 |
| MW-22 | 4/2/2012 | 2286.83 | NP | 150.69 | NP | 2136.14 | 2136.14 |
| MW-22 | 5/30/2012 | 2286.83 | NP | 151.38 | NP | 2135.45 | 2135.45 |
| MW-22 | 6/29/2012 | 2286.83 | NP | 151.65 | NP | 2135.18 | 2135.18 |
| MW-22 | 7/9/2012 | 2286.83 | NP | 151.70 | NP | 2135.13 | 2135.13 |
| MW-22 | 8/29/2012 | 2286.83 | NP | 151.49 | NP | 2135.34 | 2135.34 |
| MW-22 | 9/25/2012 | 2286.83 | NP | 151.20 | NP | 2135.63 | 2135.63 |
| MW-22 | 10/22/2012 | 2286.83 | NP | 151.26 | NP | 2135.57 | 2135.57 |
| MW-22 | 11/15/2012 | 2286.83 | NP | 151.65 | NP | 2135.18 | 2135.18 |
| MW-22 | 12/13/2012 | 2286.83 | NP | 151.88 | NP | 2134.95 | 2134.95 |
| MW-22 | 1/21/2013 | 2286.83 | NP | 151.97 | NP | 2134.86 | 2134.86 |
| MW-22 | 2/13/2013 | 2286.83 | NP | 152.02 | NP | 2134.81 | 2134.81 |
| MW-22 | 3/21/2013 | 2286.83 | NP | 152.01 | NP | 2134.82 | 2134.82 |
| MW-22 | 4/15/2013 | 2286.83 | NP | 152.07 | NP | 2134.76 | 2134.76 |
| MW-22 | 5/23/2013 | 2286.83 | NP | 152.26 | NP | 2134.57 | 2134.57 |
| MW-22 | 6/26/2013 | 2286.83 | NP | 152.53 | NP | 2134.30 | 2134.30 |

| Well ID | Measurement Date | Measuring Point Elevation (ft amsl) | Depth to LNAPL (ft btoc) | Depth to Water (ft btoc) | Apparent LNAPL Thickness (ft) | Uncorrected Groundwater Elevation (ft amsl) | Potentiometric Surface Elevation (ft amsl) |
|---|---|---|---|---|---|---|---|
| MW-22 | 7/8/2013 | 2286.83 | NP | 152.65 | NP | 2134.18 | 2134.18 |
| MW-22 | 8/8/2013 | 2286.83 | NP | 152.85 | NP | 2133.98 | 2133.98 |
| MW-22 | 9/5/2013 | 2286.83 | NP | 152.86 | NP | 2133.97 | 2133.97 |
| MW-22 | 10/3/2013 | 2286.83 | NP | 153.02 | NP | 2133.81 | 2133.81 |
| MW-22 | 11/27/2013 | 2286.83 | NP | 153.22 | NP | 2133.61 | 2133.61 |
| MW-22 | 12/31/2013 | 2286.83 | NP | 153.13 | NP | 2133.70 | 2133.70 |
| MW-22 | 1/10/2014 | 2286.83 | NP | 153.33 | NP | 2133.50 | 2133.50 |
| MW-22 | 2/18/2014 | 2286.83 | NP | 153.36 | NP | 2133.47 | 2133.47 |
| MW-22 | 3/12/2014 | 2286.83 | NP | 153.42 | NP | 2133.41 | 2133.41 |
| MW-22 | 4/17/2014 | 2286.83 | NP | 153.62 | NP | 2133.21 | 2133.21 |
| MW-22 | 5/22/2014 | 2286.83 | NP | 153.92 | NP | 2132.91 | 2132.91 |
| MW-22 | 6/20/2014 | 2286.83 | NP | 154.20 | NP | 2132.63 | 2132.63 |
| MW-22 | 7/15/2014 | 2286.83 | NP | 154.45 | NP | 2132.38 | 2132.38 |
| MW-22 | 8/14/2014 | 2286.83 | NP | 154.83 | NP | 2132.00 | 2132.00 |
| MW-22 | 9/10/2014 | 2286.83 | NP | 154.77 | NP | 2132.06 | 2132.06 |
| MW-22 | 10/1/2014 | 2286.83 | NP | 154.27 | NP | 2132.56 | 2132.56 |
| MW-22 | 11/18/2014 | 2286.83 | NP | 153.93 | NP | 2132.90 | 2132.90 |
| MW-22 | 12/16/2014 | 2286.83 | NP | 153.83 | NP | 2133.00 | 2133.00 |
| MW-22 | 1/19/2015 | 2286.83 | NP | 153.68 | NP | 2133.15 | 2133.15 |
| MW-22 | 2/19/2015 | 2286.83 | NP | 153.37 | NP | 2133.46 | 2133.46 |
| MW-22 | 3/26/2015 | 2286.83 | NP | 153.04 | NP | 2133.79 | 2133.79 |
| MW-22 | 4/16/2015 | 2286.83 | NP | 152.90 | NP | 2133.93 | 2133.93 |
| MW-22 | 5/19/2015 | 2286.83 | NP | 153.09 | NP | 2133.74 | 2133.74 |
| MW-22 | 6/22/2015 | 2286.83 | NP | 153.51 | NP | 2133.32 | 2133.32 |
| MW-22 | 1/5/2016 | 2286.83 | NP | 152.28 | NP | 2134.55 | 2134.55 |
| MW-22 | 2/10/2016 | 2286.83 | NP | 151.89 | NP | 2134.94 | 2134.94 |
| MW-22 | 3/2/2016 | 2286.83 | NP | 151.73 | NP | 2135.10 | 2135.10 |
| MW-22 | 4/4/2016 | 2286.83 | NP | 150.42 | NP | 2136.41 | 2136.41 |
| MW-22 | 5/10/2016 | 2286.83 | NP | 151.30 | NP | 2135.53 | 2135.53 |
| MW-22 | 6/28/2016 | 2286.83 | NP | 151.58 | NP | 2135.25 | 2135.25 |
| MW-22 | 7/26/2016 | 2286.83 | NP | 150.92 | NP | 2135.91 | 2135.91 |
| MW-22 | 8/31/2016 | 2286.83 | NP | 150.83 | NP | 2136.00 | 2136.00 |
| MW-22 | 9/30/2016 | 2286.83 | NP | 150.63 | NP | 2136.20 | 2136.20 |
| MW-22 | 10/10/2016 | 2286.83 | NP | 150.65 | NP | 2136.18 | 2136.18 |
| MW-22 | 11/21/2016 | 2286.83 | NP | 150.57 | NP | 2136.26 | 2136.26 |
| MW-22 | 12/27/2016 | 2286.83 | NP | 150.39 | NP | 2136.44 | 2136.44 |
| MW-22 | 1/23/2017 | 2286.83 | NP | 150.62 | NP | 2136.21 | 2136.21 |
| MW-22 | 2/28/2017 | 2286.83 | NP | 149.95 | NP | 2136.88 | 2136.88 |
| MW-22 | 3/31/2017 | 2286.83 | NP | 149.73 | NP | 2137.10 | 2137.10 |
| MW-22 | 4/21/2017 | 2286.83 | NP | 149.54 | NP | 2137.29 | 2137.29 |
| MW-22 | 5/16/2017 | 2286.83 | NP | 149.51 | NP | 2137.32 | 2137.32 |
| MW-22 | 6/13/2017 | 2286.83 | NP | 149.53 | NP | 2137.30 | 2137.30 |
| MW-22 | 7/10/2017 | 2286.83 | NP | 149.68 | NP | 2137.15 | 2137.15 |
| MW-22 | 8/17/2017 | 2286.83 | NP | 148.69 | NP | 2138.14 | 2138.14 |
| MW-22 | 9/20/2017 | 2286.83 | NP | 147.64 | NP | 2139.19 | 2139.19 |
| MW-22 | 10/26/2017 | 2286.83 | NP | 147.59 | NP | 2139.24 | 2139.24 |

| Well ID | Measurement Date | Measuring Point Elevation (ft amsl) | Depth to LNAPL (ft btoc) | Depth to Water (ft btoc) | Apparent LNAPL Thickness (ft) | Uncorrected Groundwater Elevation (ft amsl) | Potentiometric Surface Elevation (ft amsl) |
|---|---|---|---|---|---|---|---|
| MW-22 | 11/30/2017 | 2286.83 | NP | 147.63 | NP | 2139.20 | 2139.20 |
| MW-22 | 12/12/2017 | 2286.83 | NP | 147.65 | NP | 2139.18 | 2139.18 |
| MW-22 | 1/31/2018 | 2286.83 | NP | 147.47 | NP | 2139.36 | 2139.36 |
| MW-22 | 2/21/2018 | 2286.83 | NP | 147.31 | NP | 2139.52 | 2139.52 |
| MW-22 | 3/26/2018 | 2286.83 | NP | 147.10 | NP | 2139.73 | 2139.73 |
| MW-22 | 4/10/2018 | 2286.83 | NP | 150.39 | NP | 2136.44 | 2136.44 |
| MW-22 | 5/23/2018 | 2286.83 | NP | 147.01 | NP | 2139.82 | 2139.82 |
| MW-22 | 6/27/2018 | 2286.83 | NP | 147.24 | NP | 2139.59 | 2139.59 |
| MW-22 | 7/16/2018 | 2286.83 | NP | 146.79 | NP | 2140.04 | 2140.04 |
| MW-22 | 8/23/2018 | 2286.83 | NP | 146.96 | NP | 2139.87 | 2139.87 |
| MW-22 | 9/27/2018 | 2286.83 | NP | 146.15 | NP | 2140.68 | 2140.68 |
| MW-22 | 10/22/2018 | 2286.83 | NP | 145.67 | NP | 2141.16 | 2141.16 |
| MW-22 | 11/28/2018 | 2286.83 | NP | 144.85 | NP | 2141.98 | 2141.98 |
| MW-22 | 12/27/2018 | 2286.83 | NP | 144.63 | NP | 2142.20 | 2142.20 |
| MW-22 | 1/16/2019 | 2286.83 | NP | 144.67 | NP | 2142.16 | 2142.16 |
| MW-22 | 2/26/2019 | 2286.83 | NP | 144.05 | NP | 2142.78 | 2142.78 |
| MW-22 | 3/27/2019 | 2286.83 | NP | 143.73 | NP | 2143.10 | 2143.10 |
| MW-22 | 4/8/2019 | 2286.83 | NP | 143.47 | NP | 2143.36 | 2143.36 |
| MW-22 | 5/8/2019 | 2286.83 | NP | 143.26 | NP | 2143.57 | 2143.57 |
| MW-22 | 6/20/2019 | 2286.83 | NP | 143.30 | NP | 2143.53 | 2143.53 |
| MW-22 | 7/25/2019 | 2286.83 | NP | 143.31 | NP | 2143.52 | 2143.52 |
| MW-22 | 8/18/2019 | 2286.83 | NP | 143.51 | NP | 2143.32 | 2143.32 |
| MW-22 | 9/24/2019 | 2286.83 | NP | 143.81 | NP | 2143.02 | 2143.02 |
| MW-22 | 10/17/2019 | 2286.83 | NP | 143.95 | NP | 2142.88 | 2142.88 |
| MW-22 | 11/27/2019 | 2286.83 | NP | 143.99 | NP | 2142.84 | 2142.84 |
| MW-22 | 12/17/2019 | 2286.83 | NP | 143.95 | NP | 2142.88 | 2142.88 |
| MW-22 | 1/24/2020 | 2286.83 | NP | 143.41 | NP | 2143.42 | 2143.42 |
| MW-22 | 2/16/2020 | 2286.83 | NP | 143.04 | NP | 2143.79 | 2143.79 |
| MW-22 | 3/10/2020 | 2286.83 | NP | 143.02 | NP | 2143.81 | 2143.81 |
| MW-22 | 4/2/2020 | 2286.83 | NP | 143.13 | NP | 2143.70 | 2143.70 |
| MW-22 | 5/18/2020 | 2286.83 | NP | 143.30 | NP | 2143.53 | 2143.53 |
| MW-22 | 6/25/2020 | 2286.83 | NP | 143.71 | NP | 2143.12 | 2143.12 |
| MW-22 | 7/7/2020 | 2286.83 | NP | 143.91 | NP | 2142.92 | 2142.92 |
| MW-22 | 8/31/2020 | 2286.83 | NP | 144.94 | NP | 2141.89 | 2141.89 |
| MW-22 | 9/16/2020 | 2286.83 | NP | 145.32 | NP | 2141.51 | 2141.51 |
| MW-22 | 10/30/2020 | 2286.83 | NP | 146.22 | NP | 2140.61 | 2140.61 |
| MW-22 | 11/30/2020 | 2286.83 | NP | 147.63 | NP | 2139.20 | 2139.20 |
| MW-22 | 12/31/2020 | 2286.83 | NP | 148.09 | NP | 2138.74 | 2138.74 |
| MW-22 | 1/20/2021 | 2286.83 | NP | 148.63 | NP | 2138.20 | 2138.20 |
| MW-22 | 3/1/2021 | 2286.83 | NP | 149.45 | NP | 2137.38 | 2137.38 |
| MW-22 | 3/27/2021 | 2286.83 | NP | 149.79 | NP | 2137.04 | 2137.04 |
| MW-22 | 4/9/2021 | 2286.83 | NP | 149.86 | NP | 2136.97 | 2136.97 |
| MW-22 | 5/25/2021 | 2286.83 | NP | 150.42 | NP | 2136.41 | 2136.41 |
| MW-22 | 6/15/2021 | 2286.83 | NP | 150.69 | NP | 2136.14 | 2136.14 |
| MW-22 | 7/8/2021 | 2286.83 | NP | 151.19 | NP | 2135.64 | 2135.64 |
| MW-22 | 8/30/2021 | 2286.83 | NP | 150.36 | NP | 2136.47 | 2136.47 |

| Well ID | Measurement Date | Measuring Point Elevation (ft amsl) | Depth to LNAPL (ft btoc) | Depth to Water (ft btoc) | Apparent LNAPL Thickness (ft) | Uncorrected Groundwater Elevation (ft amsl) | Potentiometric Surface Elevation (ft amsl) |
|---|---|---|---|---|---|---|---|
| MW-22 | 9/28/2021 | 2286.83 | NP | 149.34 | NP | 2137.49 | 2137.49 |
| MW-22 | 10/18/2021 | 2286.83 | NP | 149.30 | NP | 2137.53 | 2137.53 |
| MW-22 | 11/24/2021 | 2286.83 | NP | 149.69 | NP | 2137.14 | 2137.14 |
| MW-22 | 12/21/2021 | 2286.83 | NP | 149.84 | NP | 2136.99 | 2136.99 |
| MW-22 | 1/26/2022 | 2286.83 | NP | 150.07 | NP | 2136.76 | 2136.76 |
| MW-22 | 3/16/2022 | 2286.83 | NP | 150.34 | NP | 2136.49 | 2136.49 |
| MW-22 | 4/6/2022 | 2286.83 | NP | 150.57 | NP | 2136.26 | 2136.26 |
| MW-22 | 5/2/2022 | 2286.83 | NP | 150.84 | NP | 2135.99 | 2135.99 |
| MW-22 | 6/17/2022 | 2286.83 | NP | 151.26 | NP | 2135.57 | 2135.57 |
| MW-22 | 7/15/2022 | 2286.83 | NP | 151.39 | NP | 2135.44 | 2135.44 |
| MW-22 | 8/17/2022 | 2286.83 | NP | 151.70 | NP | 2135.13 | 2135.13 |
| MW-22 | 9/8/2022 | 2286.83 | NP | 151.60 | NP | 2135.23 | 2135.23 |
| MW-22 | 10/13/2022 | 2286.83 | NP | 151.03 | NP | 2135.80 | 2135.80 |
| MW-22 | 11/2/2022 | 2286.83 | NP | 150.68 | NP | 2136.15 | 2136.15 |
| MW-22 | 12/12/2022 | 2286.83 | NP | 150.42 | NP | 2136.41 | 2136.41 |
| MW-22 | 1/10/2023 | 2286.83 | NP | 150.42 | NP | 2136.41 | 2136.41 |
| MW-22 | 2/27/2023 | 2286.83 | NP | 150.11 | NP | 2136.72 | 2136.72 |
| MW-22 | 3/27/2023 | 2286.83 | NP | 150.13 | NP | 2136.70 | 2136.70 |
| MW-22 | 4/25/2023 | 2286.83 | NP | 149.58 | NP | 2137.25 | 2137.25 |
| MW-22 | 5/30/2023 | 2286.83 | NP | 149.42 | NP | 2137.41 | 2137.41 |
| MW-22 | 6/6/2023 | 2286.83 | NP | 148.87 | NP | 2137.96 | 2137.96 |
| MW-22 | 8/15/2023 | 2286.83 | NP | 149.19 | NP | 2137.64 | 2137.64 |
| MW-22 | 9/20/2023 | 2286.83 | NP | 149.14 | NP | 2137.69 | 2137.69 |
| MW-22 | 10/31/2023 | 2286.83 | NP | 149.98 | NP | 2136.85 | 2136.85 |
| MW-22 | 11/14/2023 | 2286.83 | NP | 149.92 | NP | 2136.91 | 2136.91 |
| MW-22 | 12/21/2023 | 2286.83 | NP | 151.21 | NP | 2135.62 | 2135.62 |
| MW-22 | 2/28/2024 | 2286.83 | NP | 147.78 | NP | 2139.05 | 2139.05 |
| MW-22 | 3/28/2024 | 2286.83 | NP | 147.22 | NP | 2139.61 | 2139.61 |
| MW-22 | 4/30/2024 | 2286.83 | NP | 146.38 | NP | 2140.45 | 2140.45 |
| MW-22 | 5/23/2024 | 2286.83 | NP | 145.98 | NP | 2140.85 | 2140.85 |
| MW-22 | 6/26/2024 | 2286.83 | NP | 145.81 | NP | 2141.02 | 2141.02 |
| MW-23 | 3/2/2004 | 2287.43 | NP | 139.38 | NP | 2148.05 | 2148.05 |
| MW-23 | 3/8/2004 | 2287.43 | NP | 139.38 | NP | 2148.05 | 2148.05 |
| MW-23 | 3/15/2004 | 2287.43 | NP | 139.53 | NP | 2147.90 | 2147.90 |
| MW-23 | 3/22/2004 | 2287.43 | NP | 139.54 | NP | 2147.89 | 2147.89 |
| MW-23 | 3/29/2004 | 2287.43 | NP | 139.58 | NP | 2147.85 | 2147.85 |
| MW-23 | 4/5/2004 | 2287.43 | NP | 139.64 | NP | 2147.79 | 2147.79 |
| MW-23 | 4/12/2004 | 2287.43 | NP | 139.65 | NP | 2147.78 | 2147.78 |
| MW-23 | 4/19/2004 | 2287.43 | NP | 139.68 | NP | 2147.75 | 2147.75 |
| MW-23 | 4/26/2004 | 2287.43 | NP | 139.70 | NP | 2147.73 | 2147.73 |
| MW-23 | 5/3/2004 | 2287.43 | NP | 139.71 | NP | 2147.72 | 2147.72 |
| MW-23 | 5/10/2004 | 2287.43 | NP | 139.73 | NP | 2147.70 | 2147.70 |
| MW-23 | 5/17/2004 | 2287.43 | NP | 139.78 | NP | 2147.65 | 2147.65 |
| MW-23 | 5/24/2004 | 2287.43 | NP | 139.78 | NP | 2147.65 | 2147.65 |
| MW-23 | 5/31/2004 | 2287.43 | NP | 139.83 | NP | 2147.60 | 2147.60 |
| MW-23 | 6/7/2004 | 2287.43 | NP | 139.89 | NP | 2147.54 | 2147.54 |

| Well ID | Measurement Date | Measuring Point Elevation (ft amsl) | Depth to LNAPL (ft btoc) | Depth to Water (ft btoc) | Apparent LNAPL Thickness (ft) | Uncorrected Groundwater Elevation (ft amsl) | Potentiometric Surface Elevation (ft amsl) |
|---|---|---|---|---|---|---|---|
| MW-23 | 6/14/2004 | 2287.43 | NP | 139.95 | NP | 2147.48 | 2147.48 |
| MW-23 | 6/21/2004 | 2287.43 | NP | 140.09 | NP | 2147.34 | 2147.34 |
| MW-23 | 6/28/2004 | 2287.43 | NP | 140.21 | NP | 2147.22 | 2147.22 |
| MW-23 | 7/6/2004 | 2287.43 | NP | 140.32 | NP | 2147.11 | 2147.11 |
| MW-23 | 7/12/2004 | 2287.43 | NP | 140.41 | NP | 2147.02 | 2147.02 |
| MW-23 | 7/19/2004 | 2287.43 | NP | 140.53 | NP | 2146.90 | 2146.90 |
| MW-23 | 7/26/2004 | 2287.43 | NP | 140.61 | NP | 2146.82 | 2146.82 |
| MW-23 | 8/2/2004 | 2287.43 | NP | 140.72 | NP | 2146.71 | 2146.71 |
| MW-23 | 8/9/2004 | 2287.43 | NP | 140.90 | NP | 2146.53 | 2146.53 |
| MW-23 | 8/16/2004 | 2287.43 | NP | 141.01 | NP | 2146.42 | 2146.42 |
| MW-23 | 8/23/2004 | 2287.43 | NP | 141.10 | NP | 2146.33 | 2146.33 |
| MW-23 | 8/30/2004 | 2287.43 | NP | 141.22 | NP | 2146.21 | 2146.21 |
| MW-23 | 9/8/2004 | 2287.43 | NP | 141.26 | NP | 2146.17 | 2146.17 |
| MW-23 | 9/13/2004 | 2287.43 | NP | 141.40 | NP | 2146.03 | 2146.03 |
| MW-23 | 9/20/2004 | 2287.43 | NP | 141.52 | NP | 2145.91 | 2145.91 |
| MW-23 | 9/27/2004 | 2287.43 | NP | 141.63 | NP | 2145.80 | 2145.80 |
| MW-23 | 10/4/2004 | 2287.43 | NP | 141.70 | NP | 2145.73 | 2145.73 |
| MW-23 | 10/11/2004 | 2287.43 | NP | 141.79 | NP | 2145.64 | 2145.64 |
| MW-23 | 10/18/2004 | 2287.43 | NP | 141.84 | NP | 2145.59 | 2145.59 |
| MW-23 | 10/25/2004 | 2287.43 | NP | 141.80 | NP | 2145.63 | 2145.63 |
| MW-23 | 11/1/2004 | 2287.43 | NP | 142.02 | NP | 2145.41 | 2145.41 |
| MW-23 | 11/8/2004 | 2287.43 | NP | 142.11 | NP | 2145.32 | 2145.32 |
| MW-23 | 11/15/2004 | 2287.43 | NP | 142.15 | NP | 2145.28 | 2145.28 |
| MW-23 | 11/30/2004 | 2287.43 | NP | 142.34 | NP | 2145.09 | 2145.09 |
| MW-23 | 12/6/2004 | 2287.43 | NP | 142.41 | NP | 2145.02 | 2145.02 |
| MW-23 | 12/13/2004 | 2287.43 | NP | 142.50 | NP | 2144.93 | 2144.93 |
| MW-23 | 12/20/2004 | 2287.43 | NP | 142.48 | NP | 2144.95 | 2144.95 |
| MW-23 | 1/4/2005 | 2287.43 | NP | 142.65 | NP | 2144.78 | 2144.78 |
| MW-23 | 1/10/2005 | 2287.43 | NP | 143.22 | NP | 2144.21 | 2144.21 |
| MW-23 | 1/17/2005 | 2287.43 | NP | 143.18 | NP | 2144.25 | 2144.25 |
| MW-23 | 1/24/2005 | 2287.43 | NP | 143.31 | NP | 2144.12 | 2144.12 |
| MW-23 | 1/31/2005 | 2287.43 | NP | 142.74 | NP | 2144.69 | 2144.69 |
| MW-23 | 2/23/2005 | 2287.43 | NP | 142.67 | NP | 2144.76 | 2144.76 |
| MW-23 | 3/2/2005 | 2287.43 | NP | 142.82 | NP | 2144.61 | 2144.61 |
| MW-23 | 3/7/2005 | 2287.43 | NP | 142.80 | NP | 2144.63 | 2144.63 |
| MW-23 | 3/14/2005 | 2287.43 | NP | 142.81 | NP | 2144.62 | 2144.62 |
| MW-23 | 3/21/2005 | 2287.43 | NP | 142.66 | NP | 2144.77 | 2144.77 |
| MW-23 | 3/27/2005 | 2287.43 | NP | 142.57 | NP | 2144.86 | 2144.86 |
| MW-23 | 4/4/2005 | 2287.43 | NP | 142.59 | NP | 2144.84 | 2144.84 |
| MW-23 | 4/11/2005 | 2287.43 | NP | 142.60 | NP | 2144.83 | 2144.83 |
| MW-23 | 4/18/2005 | 2287.43 | NP | 142.71 | NP | 2144.72 | 2144.72 |
| MW-23 | 4/25/2005 | 2287.43 | NP | 142.72 | NP | 2144.71 | 2144.71 |
| MW-23 | 5/2/2005 | 2287.43 | NP | 142.71 | NP | 2144.72 | 2144.72 |
| MW-23 | 5/10/2005 | 2287.43 | NP | 142.73 | NP | 2144.70 | 2144.70 |
| MW-23 | 5/16/2005 | 2287.43 | NP | 142.76 | NP | 2144.67 | 2144.67 |
| MW-23 | 5/23/2005 | 2287.43 | NP | 142.84 | NP | 2144.59 | 2144.59 |

| Well ID | Measurement Date | Measuring Point Elevation (ft amsl) | Depth to LNAPL (ft btoc) | Depth to Water (ft btoc) | Apparent LNAPL Thickness (ft) | Uncorrected Groundwater Elevation (ft amsl) | Potentiometric Surface Elevation (ft amsl) |
|---|---|---|---|---|---|---|---|
| MW-23 | 5/30/2005 | 2287.43 | NP | 142.91 | NP | 2144.52 | 2144.52 |
| MW-23 | 6/6/2005 | 2287.43 | NP | 143.01 | NP | 2144.42 | 2144.42 |
| MW-23 | 6/13/2005 | 2287.43 | NP | 143.03 | NP | 2144.40 | 2144.40 |
| MW-23 | 6/20/2005 | 2287.43 | NP | 143.09 | NP | 2144.34 | 2144.34 |
| MW-23 | 6/27/2005 | 2287.43 | NP | 143.13 | NP | 2144.30 | 2144.30 |
| MW-23 | 7/11/2005 | 2287.43 | NP | 143.29 | NP | 2144.14 | 2144.14 |
| MW-23 | 7/18/2005 | 2287.43 | NP | 143.37 | NP | 2144.06 | 2144.06 |
| MW-23 | 7/25/2005 | 2287.43 | NP | 143.42 | NP | 2144.01 | 2144.01 |
| MW-23 | 8/1/2005 | 2287.43 | NP | 143.50 | NP | 2143.93 | 2143.93 |
| MW-23 | 8/8/2005 | 2287.43 | NP | 143.59 | NP | 2143.84 | 2143.84 |
| MW-23 | 8/15/2005 | 2287.43 | NP | 143.65 | NP | 2143.78 | 2143.78 |
| MW-23 | 8/22/2005 | 2287.43 | NP | 143.67 | NP | 2143.76 | 2143.76 |
| MW-23 | 8/29/2005 | 2287.43 | NP | 143.50 | NP | 2143.93 | 2143.93 |
| MW-23 | 9/7/2005 | 2287.43 | NP | 143.20 | NP | 2144.23 | 2144.23 |
| MW-23 | 9/12/2005 | 2287.43 | NP | 142.99 | NP | 2144.44 | 2144.44 |
| MW-23 | 9/19/2005 | 2287.43 | NP | 142.80 | NP | 2144.63 | 2144.63 |
| MW-23 | 9/26/2005 | 2287.43 | NP | 142.72 | NP | 2144.71 | 2144.71 |
| MW-23 | 10/3/2005 | 2287.43 | NP | 142.73 | NP | 2144.70 | 2144.70 |
| MW-23 | 10/10/2005 | 2287.43 | NP | 142.86 | NP | 2144.57 | 2144.57 |
| MW-23 | 10/17/2005 | 2287.43 | NP | 142.95 | NP | 2144.48 | 2144.48 |
| MW-23 | 10/24/2005 | 2287.43 | NP | 143.07 | NP | 2144.36 | 2144.36 |
| MW-23 | 10/31/2005 | 2287.43 | NP | 143.21 | NP | 2144.22 | 2144.22 |
| MW-23 | 11/7/2005 | 2287.43 | NP | 143.34 | NP | 2144.09 | 2144.09 |
| MW-23 | 11/14/2005 | 2287.43 | NP | 143.47 | NP | 2143.96 | 2143.96 |
| MW-23 | 11/21/2005 | 2287.43 | NP | 143.56 | NP | 2143.87 | 2143.87 |
| MW-23 | 12/5/2005 | 2287.43 | NP | 143.69 | NP | 2143.74 | 2143.74 |
| MW-23 | 12/19/2005 | 2287.43 | NP | 143.74 | NP | 2143.69 | 2143.69 |
| MW-23 | 1/9/2006 | 2287.43 | NP | 143.91 | NP | 2143.52 | 2143.52 |
| MW-23 | 1/16/2006 | 2287.43 | NP | 143.98 | NP | 2143.45 | 2143.45 |
| MW-23 | 1/30/2006 | 2287.43 | NP | 143.99 | NP | 2143.44 | 2143.44 |
| MW-23 | 2/13/2006 | 2287.43 | NP | 144.08 | NP | 2143.35 | 2143.35 |
| MW-23 | 2/27/2006 | 2287.43 | NP | 144.14 | NP | 2143.29 | 2143.29 |
| MW-23 | 3/6/2006 | 2287.43 | NP | 144.16 | NP | 2143.27 | 2143.27 |
| MW-23 | 3/13/2006 | 2287.43 | NP | 144.19 | NP | 2143.24 | 2143.24 |
| MW-23 | 3/20/2006 | 2287.43 | NP | 144.20 | NP | 2143.23 | 2143.23 |
| MW-23 | 3/27/2006 | 2287.43 | NP | 144.23 | NP | 2143.20 | 2143.20 |
| MW-23 | 4/3/2006 | 2287.43 | NP | 144.26 | NP | 2143.17 | 2143.17 |
| MW-23 | 4/10/2006 | 2287.43 | NP | 144.32 | NP | 2143.11 | 2143.11 |
| MW-23 | 4/17/2006 | 2287.43 | NP | 144.35 | NP | 2143.08 | 2143.08 |
| MW-23 | 4/24/2006 | 2287.43 | NP | 144.39 | NP | 2143.04 | 2143.04 |
| MW-23 | 5/1/2006 | 2287.43 | NP | 144.41 | NP | 2143.02 | 2143.02 |
| MW-23 | 5/15/2006 | 2287.43 | NP | 144.45 | NP | 2142.98 | 2142.98 |
| MW-23 | 5/22/2006 | 2287.43 | NP | 144.50 | NP | 2142.93 | 2142.93 |
| MW-23 | 5/30/2006 | 2287.43 | NP | 144.62 | NP | 2142.81 | 2142.81 |
| MW-23 | 6/5/2006 | 2287.43 | NP | 144.68 | NP | 2142.75 | 2142.75 |
| MW-23 | 6/12/2006 | 2287.43 | NP | 144.74 | NP | 2142.69 | 2142.69 |

| Well ID | Measurement Date | Measuring Point Elevation (ft amsl) | Depth to LNAPL (ft btoc) | Depth to Water (ft btoc) | Apparent LNAPL Thickness (ft) | Uncorrected Groundwater Elevation (ft amsl) | Potentiometric Surface Elevation (ft amsl) |
|---|---|---|---|---|---|---|---|
| MW-23 | 6/26/2006 | 2287.43 | NP | 144.90 | NP | 2142.53 | 2142.53 |
| MW-23 | 7/10/2006 | 2287.43 | NP | 145.04 | NP | 2142.39 | 2142.39 |
| MW-23 | 8/2/2006 | 2287.43 | NP | 145.23 | NP | 2142.20 | 2142.20 |
| MW-23 | 8/14/2006 | 2287.43 | NP | 145.27 | NP | 2142.16 | 2142.16 |
| MW-23 | 8/23/2006 | 2287.43 | NP | 145.13 | NP | 2142.30 | 2142.30 |
| MW-23 | 9/19/2006 | 2287.43 | NP | 144.08 | NP | 2143.35 | 2143.35 |
| MW-23 | 10/20/2006 | 2287.43 | NP | 143.45 | NP | 2143.98 | 2143.98 |
| MW-23 | 10/30/2006 | 2287.43 | NP | 143.58 | NP | 2143.85 | 2143.85 |
| MW-23 | 11/17/2006 | 2287.43 | NP | 143.84 | NP | 2143.59 | 2143.59 |
| MW-23 | 1/30/2007 | 2287.43 | NP | 144.95 | NP | 2142.48 | 2142.48 |
| MW-23 | 3/1/2007 | 2287.43 | NP | 145.08 | NP | 2142.35 | 2142.35 |
| MW-23 | 3/28/2007 | 2287.43 | NP | 145.28 | NP | 2142.15 | 2142.15 |
| MW-23 | 4/24/2007 | 2287.43 | NP | 145.38 | NP | 2142.05 | 2142.05 |
| MW-23 | 5/28/2007 | 2287.43 | NP | 145.52 | NP | 2141.91 | 2141.91 |
| MW-23 | 6/27/2007 | 2287.43 | NP | 145.83 | NP | 2141.60 | 2141.60 |
| MW-23 | 7/23/2007 | 2287.43 | NP | 146.12 | NP | 2141.31 | 2141.31 |
| MW-23 | 8/25/2007 | 2287.43 | NP | 145.42 | NP | 2142.01 | 2142.01 |
| MW-23 | 9/25/2007 | 2287.43 | NP | 144.96 | NP | 2142.47 | 2142.47 |
| MW-23 | 10/22/2007 | 2287.43 | NP | 145.34 | NP | 2142.09 | 2142.09 |
| MW-23 | 11/28/2007 | 2287.43 | NP | 146.14 | NP | 2141.29 | 2141.29 |
| MW-23 | 12/31/2007 | 2287.43 | NP | 146.27 | NP | 2141.16 | 2141.16 |
| MW-23 | 1/26/2008 | 2287.43 | NP | 146.09 | NP | 2141.34 | 2141.34 |
| MW-23 | 2/29/2008 | 2287.43 | NP | 146.17 | NP | 2141.26 | 2141.26 |
| MW-23 | 3/31/2008 | 2287.43 | NP | 145.78 | NP | 2141.65 | 2141.65 |
| MW-23 | 4/21/2008 | 2287.43 | NP | 145.89 | NP | 2141.54 | 2141.54 |
| MW-23 | 5/23/2008 | 2287.43 | NP | 146.32 | NP | 2141.11 | 2141.11 |
| MW-23 | 6/25/2008 | 2287.43 | NP | 146.52 | NP | 2140.91 | 2140.91 |
| MW-23 | 7/28/2008 | 2287.43 | NP | 146.82 | NP | 2140.61 | 2140.61 |
| MW-23 | 8/25/2008 | 2287.43 | NP | 145.63 | NP | 2141.80 | 2141.80 |
| MW-23 | 9/30/2008 | 2287.43 | NP | 144.17 | NP | 2143.26 | 2143.26 |
| MW-23 | 10/13/2008 | 2287.43 | NP | 144.21 | NP | 2143.22 | 2143.22 |
| MW-23 | 11/26/2008 | 2287.43 | NP | 144.77 | NP | 2142.66 | 2142.66 |
| MW-23 | 12/23/2008 | 2287.43 | NP | 145.16 | NP | 2142.27 | 2142.27 |
| MW-23 | 1/26/2009 | 2287.43 | NP | 145.29 | NP | 2142.14 | 2142.14 |
| MW-23 | 2/27/2009 | 2287.43 | NP | 145.35 | NP | 2142.08 | 2142.08 |
| MW-23 | 3/26/2009 | 2287.43 | NP | 145.54 | NP | 2141.89 | 2141.89 |
| MW-23 | 4/27/2009 | 2287.43 | NP | 145.63 | NP | 2141.80 | 2141.80 |
| MW-23 | 5/20/2009 | 2287.43 | NP | 145.98 | NP | 2141.45 | 2141.45 |
| MW-23 | 6/16/2009 | 2287.43 | NP | 146.51 | NP | 2140.92 | 2140.92 |
| MW-23 | 7/20/2009 | 2287.43 | NP | 146.95 | NP | 2140.48 | 2140.48 |
| MW-23 | 8/31/2009 | 2287.43 | NP | 147.27 | NP | 2140.16 | 2140.16 |
| MW-23 | 9/29/2009 | 2287.43 | NP | 147.46 | NP | 2139.97 | 2139.97 |
| MW-23 | 10/22/2009 | 2287.43 | NP | 147.60 | NP | 2139.83 | 2139.83 |
| MW-23 | 11/25/2009 | 2287.43 | NP | 147.95 | NP | 2139.48 | 2139.48 |
| MW-23 | 12/14/2009 | 2287.43 | NP | 148.03 | NP | 2139.40 | 2139.40 |
| MW-23 | 1/18/2010 | 2287.43 | NP | 148.01 | NP | 2139.42 | 2139.42 |

| Well ID | Measurement Date | Measuring Point Elevation (ft amsl) | Depth to LNAPL (ft btoc) | Depth to Water (ft btoc) | Apparent LNAPL Thickness (ft) | Uncorrected Groundwater Elevation (ft amsl) | Potentiometric Surface Elevation (ft amsl) |
|---|---|---|---|---|---|---|---|
| MW-23 | 2/26/2010 | 2287.43 | NP | 148.07 | NP | 2139.36 | 2139.36 |
| MW-23 | 3/22/2010 | 2287.43 | NP | 147.47 | NP | 2139.96 | 2139.96 |
| MW-23 | 4/12/2010 | 2287.43 | NP | 147.35 | NP | 2140.08 | 2140.08 |
| MW-23 | 5/27/2010 | 2287.43 | NP | 147.69 | NP | 2139.74 | 2139.74 |
| MW-23 | 6/22/2010 | 2287.43 | NP | 148.03 | NP | 2139.40 | 2139.40 |
| MW-23 | 7/12/2010 | 2287.43 | NP | 148.30 | NP | 2139.13 | 2139.13 |
| MW-23 | 8/26/2010 | 2287.43 | NP | 148.45 | NP | 2138.98 | 2138.98 |
| MW-23 | 9/22/2010 | 2287.43 | NP | 148.24 | NP | 2139.19 | 2139.19 |
| MW-23 | 10/5/2010 | 2287.43 | NP | 148.09 | NP | 2139.34 | 2139.34 |
| MW-23 | 10/18/2010 | 2287.43 | NP | 148.10 | NP | 2139.33 | 2139.33 |
| MW-23 | 11/30/2010 | 2287.43 | NP | 148.36 | NP | 2139.07 | 2139.07 |
| MW-23 | 12/21/2010 | 2287.43 | NP | 148.45 | NP | 2138.98 | 2138.98 |
| MW-23 | 1/10/2011 | 2287.43 | NP | 148.43 | NP | 2139.00 | 2139.00 |
| MW-23 | 2/17/2011 | 2287.43 | NP | 148.69 | NP | 2138.74 | 2138.74 |
| MW-23 | 3/25/2011 | 2287.43 | NP | 148.75 | NP | 2138.68 | 2138.68 |
| MW-23 | 4/11/2011 | 2287.43 | NP | 148.90 | NP | 2138.53 | 2138.53 |
| MW-23 | 5/9/2011 | 2287.43 | NP | 149.09 | NP | 2138.34 | 2138.34 |
| MW-23 | 6/29/2011 | 2287.43 | NP | 149.88 | NP | 2137.55 | 2137.55 |
| MW-23 | 7/11/2011 | 2287.43 | NP | 149.87 | NP | 2137.56 | 2137.56 |
| MW-23 | 8/31/2011 | 2287.43 | NP | 150.42 | NP | 2137.01 | 2137.01 |
| MW-23 | 9/28/2011 | 2287.43 | NP | 150.43 | NP | 2137.00 | 2137.00 |
| MW-23 | 10/10/2011 | 2287.43 | NP | 149.96 | NP | 2137.47 | 2137.47 |
| MW-23 | 11/16/2011 | 2287.43 | NP | 149.90 | NP | 2137.53 | 2137.53 |
| MW-23 | 12/29/2011 | 2287.43 | NP | 149.98 | NP | 2137.45 | 2137.45 |
| MW-23 | 1/16/2012 | 2287.43 | NP | 149.90 | NP | 2137.53 | 2137.53 |
| MW-23 | 2/28/2012 | 2287.43 | NP | 149.68 | NP | 2137.75 | 2137.75 |
| MW-23 | 3/30/2012 | 2287.43 | NP | 149.83 | NP | 2137.60 | 2137.60 |
| MW-23 | 4/2/2012 | 2287.43 | NP | 149.91 | NP | 2137.52 | 2137.52 |
| MW-23 | 5/30/2012 | 2287.43 | NP | 150.63 | NP | 2136.80 | 2136.80 |
| MW-23 | 6/29/2012 | 2287.43 | NP | 150.88 | NP | 2136.55 | 2136.55 |
| MW-23 | 7/9/2012 | 2287.43 | NP | 150.92 | NP | 2136.51 | 2136.51 |
| MW-23 | 8/29/2012 | 2287.43 | NP | 150.67 | NP | 2136.76 | 2136.76 |
| MW-23 | 9/25/2012 | 2287.43 | NP | 150.30 | NP | 2137.13 | 2137.13 |
| MW-23 | 10/22/2012 | 2287.43 | NP | 150.39 | NP | 2137.04 | 2137.04 |
| MW-23 | 11/15/2012 | 2287.43 | NP | 150.80 | NP | 2136.63 | 2136.63 |
| MW-23 | 12/13/2012 | 2287.43 | NP | 151.08 | NP | 2136.35 | 2136.35 |
| MW-23 | 1/21/2013 | 2287.43 | NP | 151.19 | NP | 2136.24 | 2136.24 |
| MW-23 | 2/13/2013 | 2287.43 | NP | 151.23 | NP | 2136.20 | 2136.20 |
| MW-23 | 3/21/2013 | 2287.43 | NP | 151.22 | NP | 2136.21 | 2136.21 |
| MW-23 | 4/15/2013 | 2287.43 | NP | 151.37 | NP | 2136.06 | 2136.06 |
| MW-23 | 5/23/2013 | 2287.43 | NP | 151.54 | NP | 2135.89 | 2135.89 |
| MW-23 | 6/26/2013 | 2287.43 | NP | 151.82 | NP | 2135.61 | 2135.61 |
| MW-23 | 7/8/2013 | 2287.43 | NP | 151.92 | NP | 2135.51 | 2135.51 |
| MW-23 | 8/8/2013 | 2287.43 | NP | 152.13 | NP | 2135.30 | 2135.30 |
| MW-23 | 9/5/2013 | 2287.43 | NP | 152.06 | NP | 2135.37 | 2135.37 |
| MW-23 | 10/3/2013 | 2287.43 | NP | 152.22 | NP | 2135.21 | 2135.21 |

| Well ID | Measurement Date | Measuring Point Elevation (ft amsl) | Depth to LNAPL (ft btoc) | Depth to Water (ft btoc) | Apparent LNAPL Thickness (ft) | Uncorrected Groundwater Elevation (ft amsl) | Potentiometric Surface Elevation (ft amsl) |
|---|---|---|---|---|---|---|---|
| MW-23 | 11/27/2013 | 2287.43 | NP | 152.42 | NP | 2135.01 | 2135.01 |
| MW-23 | 12/31/2013 | 2287.43 | NP | 152.43 | NP | 2135.00 | 2135.00 |
| MW-23 | 1/10/2014 | 2287.43 | NP | 152.57 | NP | 2134.86 | 2134.86 |
| MW-23 | 2/18/2014 | 2287.43 | NP | 152.68 | NP | 2134.75 | 2134.75 |
| MW-23 | 3/12/2014 | 2287.43 | NP | 152.72 | NP | 2134.71 | 2134.71 |
| MW-23 | 4/17/2014 | 2287.43 | NP | 152.88 | NP | 2134.55 | 2134.55 |
| MW-23 | 5/22/2014 | 2287.43 | NP | 153.19 | NP | 2134.24 | 2134.24 |
| MW-23 | 6/20/2014 | 2287.43 | NP | 153.45 | NP | 2133.98 | 2133.98 |
| MW-23 | 7/15/2014 | 2287.43 | NP | 153.95 | NP | 2133.48 | 2133.48 |
| MW-23 | 8/14/2014 | 2287.43 | NP | 154.10 | NP | 2133.33 | 2133.33 |
| MW-23 | 9/9/2014 | 2287.43 | NP | 153.97 | NP | 2133.46 | 2133.46 |
| MW-23 | 10/1/2014 | 2287.43 | NP | 153.37 | NP | 2134.06 | 2134.06 |
| MW-23 | 11/18/2014 | 2287.43 | NP | 153.10 | NP | 2134.33 | 2134.33 |
| MW-23 | 12/16/2014 | 2287.43 | NP | 153.10 | NP | 2134.33 | 2134.33 |
| MW-23 | 1/19/2015 | 2287.43 | NP | 152.88 | NP | 2134.55 | 2134.55 |
| MW-23 | 2/19/2015 | 2287.43 | NP | 152.68 | NP | 2134.75 | 2134.75 |
| MW-23 | 3/26/2015 | 2287.43 | NP | 152.34 | NP | 2135.09 | 2135.09 |
| MW-23 | 4/16/2015 | 2287.43 | NP | 152.22 | NP | 2135.21 | 2135.21 |
| MW-23 | 5/19/2015 | 2287.43 | NP | 152.41 | NP | 2135.02 | 2135.02 |
| MW-23 | 6/22/2015 | 2287.43 | NP | 152.88 | NP | 2134.55 | 2134.55 |
| MW-23 | 1/5/2016 | 2287.43 | NP | 151.67 | NP | 2135.76 | 2135.76 |
| MW-23 | 2/10/2016 | 2287.43 | NP | 151.29 | NP | 2136.14 | 2136.14 |
| MW-23 | 3/2/2016 | 2287.43 | NP | 151.12 | NP | 2136.31 | 2136.31 |
| MW-23 | 4/5/2016 | 2287.43 | NP | 150.92 | NP | 2136.51 | 2136.51 |
| MW-23 | 5/10/2016 | 2287.43 | NP | 150.73 | NP | 2136.70 | 2136.70 |
| MW-23 | 6/28/2016 | 2287.43 | NP | 151.02 | NP | 2136.41 | 2136.41 |
| MW-23 | 7/28/2016 | 2287.43 | NP | 150.33 | NP | 2137.10 | 2137.10 |
| MW-23 | 8/31/2016 | 2287.43 | NP | 153.18 | NP | 2134.25 | 2134.25 |
| MW-23 | 9/30/2016 | 2287.43 | NP | 149.91 | NP | 2137.52 | 2137.52 |
| MW-23 | 10/13/2016 | 2287.43 | NP | 149.93 | NP | 2137.50 | 2137.50 |
| MW-23 | 11/21/2016 | 2287.43 | NP | 149.92 | NP | 2137.51 | 2137.51 |
| MW-23 | 12/27/2016 | 2287.43 | NP | 149.77 | NP | 2137.66 | 2137.66 |
| MW-23 | 1/25/2017 | 2287.43 | NP | 149.71 | NP | 2137.72 | 2137.72 |
| MW-23 | 2/28/2017 | 2287.43 | NP | 149.26 | NP | 2138.17 | 2138.17 |
| MW-23 | 3/31/2017 | 2287.43 | NP | 149.18 | NP | 2138.25 | 2138.25 |
| MW-23 | 4/21/2017 | 2287.43 | NP | 149.02 | NP | 2138.41 | 2138.41 |
| MW-23 | 5/16/2017 | 2287.43 | NP | 148.98 | NP | 2138.45 | 2138.45 |
| MW-23 | 6/13/2017 | 2287.43 | NP | 149.08 | NP | 2138.35 | 2138.35 |
| MW-23 | 7/14/2017 | 2287.43 | NP | 149.24 | NP | 2138.19 | 2138.19 |
| MW-23 | 8/17/2017 | 2287.43 | NP | 147.89 | NP | 2139.54 | 2139.54 |
| MW-23 | 9/20/2017 | 2287.43 | NP | 146.98 | NP | 2140.45 | 2140.45 |
| MW-23 | 10/26/2017 | 2287.43 | NP | 147.02 | NP | 2140.41 | 2140.41 |
| MW-23 | 11/30/2017 | 2287.43 | NP | 147.03 | NP | 2140.40 | 2140.40 |
| MW-23 | 12/12/2017 | 2287.43 | NP | 147.03 | NP | 2140.40 | 2140.40 |
| MW-23 | 1/31/2018 | 2287.43 | NP | 146.79 | NP | 2140.64 | 2140.64 |
| MW-23 | 2/21/2018 | 2287.43 | NP | 146.72 | NP | 2140.71 | 2140.71 |

| Well ID | Measurement Date | Measuring Point Elevation (ft amsl) | Depth to LNAPL (ft btoc) | Depth to Water (ft btoc) | Apparent LNAPL Thickness (ft) | Uncorrected Groundwater Elevation (ft amsl) | Potentiometric Surface Elevation (ft amsl) |
|---|---|---|---|---|---|---|---|
| MW-23 | 3/26/2018 | 2287.43 | NP | 146.62 | NP | 2140.81 | 2140.81 |
| MW-23 | 4/10/2018 | 2287.43 | NP | 146.69 | NP | 2140.74 | 2140.74 |
| MW-23 | 5/23/2018 | 2287.43 | NP | 146.54 | NP | 2140.89 | 2140.89 |
| MW-23 | 6/27/2018 | 2287.43 | NP | 147.00 | NP | 2140.43 | 2140.43 |
| MW-23 | 7/16/2018 | 2287.43 | NP | 146.38 | NP | 2141.05 | 2141.05 |
| MW-23 | 8/23/2018 | 2287.43 | NP | 146.48 | NP | 2140.95 | 2140.95 |
| MW-23 | 9/27/2018 | 2287.43 | NP | 145.60 | NP | 2141.83 | 2141.83 |
| MW-23 | 10/22/2018 | 2287.43 | NP | 145.14 | NP | 2142.29 | 2142.29 |
| MW-23 | 11/28/2018 | 2287.43 | NP | 144.32 | NP | 2143.11 | 2143.11 |
| MW-23 | 12/27/2018 | 2287.43 | NP | 144.15 | NP | 2143.28 | 2143.28 |
| MW-23 | 1/16/2019 | 2287.43 | NP | 144.20 | NP | 2143.23 | 2143.23 |
| MW-23 | 2/26/2019 | 2287.43 | NP | 143.60 | NP | 2143.83 | 2143.83 |
| MW-23 | 3/27/2019 | 2287.43 | NP | 143.26 | NP | 2144.17 | 2144.17 |
| MW-23 | 4/9/2019 | 2287.43 | NP | 143.03 | NP | 2144.40 | 2144.40 |
| MW-23 | 5/8/2019 | 2287.43 | NP | 142.82 | NP | 2144.61 | 2144.61 |
| MW-23 | 6/20/2019 | 2287.43 | NP | 142.81 | NP | 2144.62 | 2144.62 |
| MW-23 | 7/25/2019 | 2287.43 | NP | 142.86 | NP | 2144.57 | 2144.57 |
| MW-23 | 8/18/2019 | 2287.43 | NP | 143.04 | NP | 2144.39 | 2144.39 |
| MW-23 | 9/24/2019 | 2287.43 | NP | 143.23 | NP | 2144.20 | 2144.20 |
| MW-23 | 10/17/2019 | 2287.43 | NP | 143.32 | NP | 2144.11 | 2144.11 |
| MW-23 | 11/27/2019 | 2287.43 | NP | 143.41 | NP | 2144.02 | 2144.02 |
| MW-23 | 12/17/2019 | 2287.43 | NP | 143.35 | NP | 2144.08 | 2144.08 |
| MW-23 | 1/24/2020 | 2287.43 | NP | 142.80 | NP | 2144.63 | 2144.63 |
| MW-23 | 2/16/2020 | 2287.43 | NP | 142.42 | NP | 2145.01 | 2145.01 |
| MW-23 | 3/10/2020 | 2287.43 | NP | 142.45 | NP | 2144.98 | 2144.98 |
| MW-23 | 4/2/2020 | 2287.43 | NP | 142.52 | NP | 2144.91 | 2144.91 |
| MW-23 | 5/18/2020 | 2287.43 | NP | 142.67 | NP | 2144.76 | 2144.76 |
| MW-23 | 6/25/2020 | 2287.43 | NP | 143.03 | NP | 2144.40 | 2144.40 |
| MW-23 | 7/7/2020 | 2287.43 | NP | 143.24 | NP | 2144.19 | 2144.19 |
| MW-23 | 8/31/2020 | 2287.43 | NP | 144.17 | NP | 2143.26 | 2143.26 |
| MW-23 | 9/16/2020 | 2287.43 | NP | 144.49 | NP | 2142.94 | 2142.94 |
| MW-23 | 10/30/2020 | 2287.43 | NP | 145.60 | NP | 2141.83 | 2141.83 |
| MW-23 | 11/30/2020 | 2287.43 | NP | 146.68 | NP | 2140.75 | 2140.75 |
| MW-23 | 12/31/2020 | 2287.43 | NP | 147.01 | NP | 2140.42 | 2140.42 |
| MW-23 | 1/20/2021 | 2287.43 | NP | 147.62 | NP | 2139.81 | 2139.81 |
| MW-23 | 3/1/2021 | 2287.43 | NP | 148.45 | NP | 2138.98 | 2138.98 |
| MW-23 | 3/27/2021 | 2287.43 | NP | 148.80 | NP | 2138.63 | 2138.63 |
| MW-23 | 4/9/2021 | 2287.43 | NP | 148.87 | NP | 2138.56 | 2138.56 |
| MW-23 | 5/25/2021 | 2287.43 | NP | 149.50 | NP | 2137.93 | 2137.93 |
| MW-23 | 6/15/2021 | 2287.43 | NP | 149.72 | NP | 2137.71 | 2137.71 |
| MW-23 | 7/8/2021 | 2287.43 | NP | 150.17 | NP | 2137.26 | 2137.26 |
| MW-23 | 8/30/2021 | 2287.43 | NP | 149.03 | NP | 2138.40 | 2138.40 |
| MW-23 | 9/28/2021 | 2287.43 | NP | 148.11 | NP | 2139.32 | 2139.32 |
| MW-23 | 10/18/2021 | 2287.43 | NP | 148.19 | NP | 2139.24 | 2139.24 |
| MW-23 | 11/24/2021 | 2287.43 | NP | 148.65 | NP | 2138.78 | 2138.78 |
| MW-23 | 12/21/2021 | 2287.43 | NP | 148.80 | NP | 2138.63 | 2138.63 |

| Well ID | Measurement Date | Measuring Point Elevation (ft amsl) | Depth to LNAPL (ft btoc) | Depth to Water (ft btoc) | Apparent LNAPL Thickness (ft) | Uncorrected Groundwater Elevation (ft amsl) | Potentiometric Surface Elevation (ft amsl) |
|---|---|---|---|---|---|---|---|
| MW-23 | 1/26/2022 | 2287.43 | NP | 149.05 | NP | 2138.38 | 2138.38 |
| MW-23 | 2/21/2022 | 2287.43 | NP | 149.22 | NP | 2138.21 | 2138.21 |
| MW-23 | 3/16/2022 | 2287.43 | NP | 149.32 | NP | 2138.11 | 2138.11 |
| MW-23 | 4/6/2022 | 2287.43 | NP | 149.49 | NP | 2137.94 | 2137.94 |
| MW-23 | 5/2/2022 | 2287.43 | NP | 149.79 | NP | 2137.64 | 2137.64 |
| MW-23 | 6/17/2022 | 2287.43 | NP | 150.19 | NP | 2137.24 | 2137.24 |
| MW-23 | 7/15/2022 | 2287.43 | NP | 150.31 | NP | 2137.12 | 2137.12 |
| MW-23 | 8/17/2022 | 2287.43 | NP | 150.66 | NP | 2136.77 | 2136.77 |
| MW-23 | 9/8/2022 | 2287.43 | NP | 150.43 | NP | 2137.00 | 2137.00 |
| MW-23 | 10/13/2022 | 2287.43 | NP | 149.89 | NP | 2137.54 | 2137.54 |
| MW-23 | 11/2/2022 | 2287.43 | NP | 149.54 | NP | 2137.89 | 2137.89 |
| MW-23 | 12/12/2022 | 2287.43 | NP | 149.30 | NP | 2138.13 | 2138.13 |
| MW-23 | 1/10/2023 | 2287.43 | NP | 152.92 | NP | 2134.51 | 2134.51 |
| MW-23 | 2/27/2023 | 2287.43 | NP | 149.07 | NP | 2138.36 | 2138.36 |
| MW-23 | 3/27/2023 | 2287.43 | NP | 149.61 | NP | 2137.82 | 2137.82 |
| MW-23 | 4/25/2023 | 2287.43 | NP | 148.50 | NP | 2138.93 | 2138.93 |
| MW-23 | 5/30/2023 | 2287.43 | NP | 150.98 | NP | 2136.45 | 2136.45 |
| MW-23 | 6/6/2023 | 2287.43 | NP | 147.98 | NP | 2139.45 | 2139.45 |
| MW-23 | 8/15/2023 | 2287.43 | NP | 151.84 | NP | 2135.59 | 2135.59 |
| MW-23 | 9/20/2023 | 2287.43 | NP | 151.78 | NP | 2135.65 | 2135.65 |
| MW-23 | 10/31/2023 | 2287.43 | NP | 151.72 | NP | 2135.71 | 2135.71 |
| MW-23 | 11/14/2023 | 2287.43 | NP | 151.66 | NP | 2135.77 | 2135.77 |
| MW-23 | 12/21/2023 | 2287.43 | NP | 151.81 | NP | 2135.62 | 2135.62 |
| MW-23 | 2/28/2024 | 2287.43 | NP | 146.79 | NP | 2140.64 | 2140.64 |
| MW-23 | 3/28/2024 | 2287.43 | NP | 146.62 | NP | 2140.81 | 2140.81 |
| MW-23 | 4/30/2024 | 2287.43 | NP | 145.89 | NP | 2141.54 | 2141.54 |
| MW-23 | 5/23/2024 | 2287.43 | NP | 145.18 | NP | 2142.25 | 2142.25 |
| MW-23 | 6/26/2024 | 2287.43 | NP | 145.35 | NP | 2142.08 | 2142.08 |
| MW-24 | 3/2/2004 | 2283.85 | NP | 139.08 | NP | 2144.77 | 2144.77 |
| MW-24 | 3/8/2004 | 2283.85 | NP | 139.08 | NP | 2144.77 | 2144.77 |
| MW-24 | 3/15/2004 | 2283.85 | NP | 139.19 | NP | 2144.66 | 2144.66 |
| MW-24 | 3/22/2004 | 2283.85 | NP | 139.19 | NP | 2144.66 | 2144.66 |
| MW-24 | 3/29/2004 | 2283.85 | NP | 139.23 | NP | 2144.62 | 2144.62 |
| MW-24 | 4/5/2004 | 2283.85 | NP | 139.27 | NP | 2144.58 | 2144.58 |
| MW-24 | 4/12/2004 | 2283.85 | NP | 139.29 | NP | 2144.56 | 2144.56 |
| MW-24 | 4/19/2004 | 2283.85 | NP | 139.31 | NP | 2144.54 | 2144.54 |
| MW-24 | 4/26/2004 | 2283.85 | NP | 139.33 | NP | 2144.52 | 2144.52 |
| MW-24 | 5/3/2004 | 2283.85 | NP | 139.33 | NP | 2144.52 | 2144.52 |
| MW-24 | 5/10/2004 | 2283.85 | NP | 139.34 | NP | 2144.51 | 2144.51 |
| MW-24 | 5/17/2004 | 2283.85 | NP | 139.40 | NP | 2144.45 | 2144.45 |
| MW-24 | 5/24/2004 | 2283.85 | NP | 139.40 | NP | 2144.45 | 2144.45 |
| MW-24 | 5/31/2004 | 2283.85 | NP | 139.47 | NP | 2144.38 | 2144.38 |
| MW-24 | 6/7/2004 | 2283.85 | NP | 139.55 | NP | 2144.30 | 2144.30 |
| MW-24 | 6/14/2004 | 2283.85 | NP | 139.66 | NP | 2144.19 | 2144.19 |
| MW-24 | 6/21/2004 | 2283.85 | NP | 139.80 | NP | 2144.05 | 2144.05 |
| MW-24 | 6/28/2004 | 2283.85 | NP | 139.93 | NP | 2143.92 | 2143.92 |

| Well ID | Measurement Date | Measuring Point Elevation (ft amsl) | Depth to LNAPL (ft btoc) | Depth to Water (ft btoc) | Apparent LNAPL Thickness (ft) | Uncorrected Groundwater Elevation (ft amsl) | Potentiometric Surface Elevation (ft amsl) |
|---|---|---|---|---|---|---|---|
| MW-24 | 7/6/2004 | 2283.85 | NP | 140.06 | NP | 2143.79 | 2143.79 |
| MW-24 | 7/12/2004 | 2283.85 | NP | 140.16 | NP | 2143.69 | 2143.69 |
| MW-24 | 7/19/2004 | 2283.85 | NP | 140.29 | NP | 2143.56 | 2143.56 |
| MW-24 | 7/26/2004 | 2283.85 | NP | 140.40 | NP | 2143.45 | 2143.45 |
| MW-24 | 8/2/2004 | 2283.85 | NP | 140.55 | NP | 2143.30 | 2143.30 |
| MW-24 | 8/9/2004 | 2283.85 | NP | 140.69 | NP | 2143.16 | 2143.16 |
| MW-24 | 8/16/2004 | 2283.85 | NP | 140.81 | NP | 2143.04 | 2143.04 |
| MW-24 | 8/23/2004 | 2283.85 | NP | 140.91 | NP | 2142.94 | 2142.94 |
| MW-24 | 8/30/2004 | 2283.85 | NP | 141.05 | NP | 2142.80 | 2142.80 |
| MW-24 | 9/8/2004 | 2283.85 | NP | 141.15 | NP | 2142.70 | 2142.70 |
| MW-24 | 9/13/2004 | 2283.85 | NP | 141.31 | NP | 2142.54 | 2142.54 |
| MW-24 | 9/20/2004 | 2283.85 | NP | 141.38 | NP | 2142.47 | 2142.47 |
| MW-24 | 9/27/2004 | 2283.85 | NP | 141.50 | NP | 2142.35 | 2142.35 |
| MW-24 | 10/4/2004 | 2283.85 | NP | 141.58 | NP | 2142.27 | 2142.27 |
| MW-24 | 10/11/2004 | 2283.85 | NP | 141.68 | NP | 2142.17 | 2142.17 |
| MW-24 | 10/18/2004 | 2283.85 | NP | 142.76 | NP | 2141.09 | 2141.09 |
| MW-24 | 10/25/2004 | 2283.85 | NP | 141.76 | NP | 2142.09 | 2142.09 |
| MW-24 | 11/1/2004 | 2283.85 | NP | 141.90 | NP | 2141.95 | 2141.95 |
| MW-24 | 11/8/2004 | 2283.85 | NP | 142.02 | NP | 2141.83 | 2141.83 |
| MW-24 | 11/15/2004 | 2283.85 | NP | 142.06 | NP | 2141.79 | 2141.79 |
| MW-24 | 11/30/2004 | 2283.85 | NP | 142.07 | NP | 2141.78 | 2141.78 |
| MW-24 | 12/6/2004 | 2283.85 | NP | 142.40 | NP | 2141.45 | 2141.45 |
| MW-24 | 12/13/2004 | 2283.85 | NP | 142.42 | NP | 2141.43 | 2141.43 |
| MW-24 | 12/20/2004 | 2283.85 | NP | 142.40 | NP | 2141.45 | 2141.45 |
| MW-24 | 1/4/2005 | 2283.85 | NP | 142.56 | NP | 2141.29 | 2141.29 |
| MW-24 | 1/10/2005 | 2283.85 | NP | 142.59 | NP | 2141.26 | 2141.26 |
| MW-24 | 1/17/2005 | 2283.85 | NP | 142.70 | NP | 2141.15 | 2141.15 |
| MW-24 | 1/24/2005 | 2283.85 | NP | 142.81 | NP | 2141.04 | 2141.04 |
| MW-24 | 1/31/2005 | 2283.85 | NP | 142.60 | NP | 2141.25 | 2141.25 |
| MW-24 | 2/24/2005 | 2283.85 | NP | 142.50 | NP | 2141.35 | 2141.35 |
| MW-24 | 3/2/2005 | 2283.85 | NP | 142.60 | NP | 2141.25 | 2141.25 |
| MW-24 | 3/7/2005 | 2283.85 | NP | 142.56 | NP | 2141.29 | 2141.29 |
| MW-24 | 3/14/2005 | 2283.85 | NP | 142.54 | NP | 2141.31 | 2141.31 |
| MW-24 | 3/21/2005 | 2283.85 | NP | 142.41 | NP | 2141.44 | 2141.44 |
| MW-24 | 3/27/2005 | 2283.85 | NP | 142.27 | NP | 2141.58 | 2141.58 |
| MW-24 | 4/4/2005 | 2283.85 | NP | 142.32 | NP | 2141.53 | 2141.53 |
| MW-24 | 4/11/2005 | 2283.85 | NP | 142.33 | NP | 2141.52 | 2141.52 |
| MW-24 | 4/18/2005 | 2283.85 | NP | 142.42 | NP | 2141.43 | 2141.43 |
| MW-24 | 4/25/2005 | 2283.85 | NP | 142.40 | NP | 2141.45 | 2141.45 |
| MW-24 | 5/2/2005 | 2283.85 | NP | 142.83 | NP | 2141.02 | 2141.02 |
| MW-24 | 5/10/2005 | 2283.85 | NP | 142.42 | NP | 2141.43 | 2141.43 |
| MW-24 | 5/16/2005 | 2283.85 | NP | 142.42 | NP | 2141.43 | 2141.43 |
| MW-24 | 5/23/2005 | 2283.85 | NP | 142.60 | NP | 2141.25 | 2141.25 |
| MW-24 | 5/30/2005 | 2283.85 | NP | 142.64 | NP | 2141.21 | 2141.21 |
| MW-24 | 6/6/2005 | 2283.85 | NP | 142.72 | NP | 2141.13 | 2141.13 |
| MW-24 | 6/13/2005 | 2283.85 | NP | 142.76 | NP | 2141.09 | 2141.09 |

| Well ID | Measurement Date | Measuring Point Elevation (ft amsl) | Depth to LNAPL (ft btoc) | Depth to Water (ft btoc) | Apparent LNAPL Thickness (ft) | Uncorrected Groundwater Elevation (ft amsl) | Potentiometric Surface Elevation (ft amsl) |
|---|---|---|---|---|---|---|---|
| MW-24 | 6/20/2005 | 2283.85 | NP | 142.77 | NP | 2141.08 | 2141.08 |
| MW-24 | 6/27/2005 | 2283.85 | NP | 142.90 | NP | 2140.95 | 2140.95 |
| MW-24 | 7/11/2005 | 2283.85 | NP | 143.07 | NP | 2140.78 | 2140.78 |
| MW-24 | 7/18/2005 | 2283.85 | NP | 143.16 | NP | 2140.69 | 2140.69 |
| MW-24 | 7/25/2005 | 2283.85 | NP | 143.22 | NP | 2140.63 | 2140.63 |
| MW-24 | 8/1/2005 | 2283.85 | NP | 143.33 | NP | 2140.52 | 2140.52 |
| MW-24 | 8/8/2005 | 2283.85 | NP | 143.39 | NP | 2140.46 | 2140.46 |
| MW-24 | 8/15/2005 | 2283.85 | NP | 143.43 | NP | 2140.42 | 2140.42 |
| MW-24 | 8/22/2005 | 2283.85 | NP | 143.43 | NP | 2140.42 | 2140.42 |
| MW-24 | 8/29/2005 | 2283.85 | NP | 143.33 | NP | 2140.52 | 2140.52 |
| MW-24 | 9/7/2005 | 2283.85 | NP | 143.06 | NP | 2140.79 | 2140.79 |
| MW-24 | 9/12/2005 | 2283.85 | NP | 142.83 | NP | 2141.02 | 2141.02 |
| MW-24 | 9/19/2005 | 2283.85 | NP | 142.57 | NP | 2141.28 | 2141.28 |
| MW-24 | 9/26/2005 | 2283.85 | NP | 142.44 | NP | 2141.41 | 2141.41 |
| MW-24 | 10/3/2005 | 2283.85 | NP | 142.45 | NP | 2141.40 | 2141.40 |
| MW-24 | 10/10/2005 | 2283.85 | NP | 142.58 | NP | 2141.27 | 2141.27 |
| MW-24 | 10/17/2005 | 2283.85 | NP | 142.64 | NP | 2141.21 | 2141.21 |
| MW-24 | 10/24/2005 | 2283.85 | NP | 142.77 | NP | 2141.08 | 2141.08 |
| MW-24 | 10/31/2005 | 2283.85 | NP | 142.99 | NP | 2140.86 | 2140.86 |
| MW-24 | 11/7/2005 | 2283.85 | NP | 143.14 | NP | 2140.71 | 2140.71 |
| MW-24 | 11/14/2005 | 2283.85 | NP | 143.26 | NP | 2140.59 | 2140.59 |
| MW-24 | 11/21/2005 | 2283.85 | NP | 143.39 | NP | 2140.46 | 2140.46 |
| MW-24 | 12/5/2005 | 2283.85 | NP | 143.50 | NP | 2140.35 | 2140.35 |
| MW-24 | 12/19/2005 | 2283.85 | NP | 143.56 | NP | 2140.29 | 2140.29 |
| MW-24 | 1/9/2006 | 2283.85 | NP | 143.72 | NP | 2140.13 | 2140.13 |
| MW-24 | 1/16/2006 | 2283.85 | NP | 143.80 | NP | 2140.05 | 2140.05 |
| MW-24 | 1/30/2006 | 2283.85 | NP | 143.82 | NP | 2140.03 | 2140.03 |
| MW-24 | 2/13/2006 | 2283.85 | NP | 143.91 | NP | 2139.94 | 2139.94 |
| MW-24 | 2/27/2006 | 2283.85 | NP | 143.93 | NP | 2139.92 | 2139.92 |
| MW-24 | 3/6/2006 | 2283.85 | NP | 143.96 | NP | 2139.89 | 2139.89 |
| MW-24 | 3/13/2006 | 2283.85 | NP | 143.98 | NP | 2139.87 | 2139.87 |
| MW-24 | 3/20/2006 | 2283.85 | NP | 143.99 | NP | 2139.86 | 2139.86 |
| MW-24 | 3/27/2006 | 2283.85 | NP | 144.00 | NP | 2139.85 | 2139.85 |
| MW-24 | 4/3/2006 | 2283.85 | NP | 144.03 | NP | 2139.82 | 2139.82 |
| MW-24 | 4/10/2006 | 2283.85 | NP | 144.08 | NP | 2139.77 | 2139.77 |
| MW-24 | 4/17/2006 | 2283.85 | NP | 144.11 | NP | 2139.74 | 2139.74 |
| MW-24 | 4/24/2006 | 2283.85 | NP | 144.16 | NP | 2139.69 | 2139.69 |
| MW-24 | 5/1/2006 | 2283.85 | NP | 144.17 | NP | 2139.68 | 2139.68 |
| MW-24 | 5/15/2006 | 2283.85 | NP | 144.21 | NP | 2139.64 | 2139.64 |
| MW-24 | 5/22/2006 | 2283.85 | NP | 144.26 | NP | 2139.59 | 2139.59 |
| MW-24 | 5/30/2006 | 2283.85 | NP | 144.36 | NP | 2139.49 | 2139.49 |
| MW-24 | 6/5/2006 | 2283.85 | NP | 144.46 | NP | 2139.39 | 2139.39 |
| MW-24 | 6/12/2006 | 2283.85 | NP | 144.55 | NP | 2139.30 | 2139.30 |
| MW-24 | 6/26/2006 | 2283.85 | NP | 144.70 | NP | 2139.15 | 2139.15 |
| MW-24 | 7/10/2006 | 2283.85 | NP | 144.85 | NP | 2139.00 | 2139.00 |
| MW-24 | 8/3/2006 | 2283.85 | NP | 145.06 | NP | 2138.79 | 2138.79 |

| Well ID | Measurement Date | Measuring Point Elevation (ft amsl) | Depth to LNAPL (ft btoc) | Depth to Water (ft btoc) | Apparent LNAPL Thickness (ft) | Uncorrected Groundwater Elevation (ft amsl) | Potentiometric Surface Elevation (ft amsl) |
|---|---|---|---|---|---|---|---|
| MW-24 | 8/14/2006 | 2283.85 | NP | 145.11 | NP | 2138.74 | 2138.74 |
| MW-24 | 8/23/2006 | 2283.85 | NP | 145.10 | NP | 2138.75 | 2138.75 |
| MW-24 | 9/19/2006 | 2283.85 | NP | 144.01 | NP | 2139.84 | 2139.84 |
| MW-24 | 10/20/2006 | 2283.85 | NP | 143.19 | NP | 2140.66 | 2140.66 |
| MW-24 | 10/30/2006 | 2283.85 | NP | 143.33 | NP | 2140.52 | 2140.52 |
| MW-24 | 11/17/2006 | 2283.85 | NP | 143.61 | NP | 2140.24 | 2140.24 |
| MW-24 | 1/31/2007 | 2283.85 | NP | 144.70 | NP | 2139.15 | 2139.15 |
| MW-24 | 3/1/2007 | 2283.85 | NP | 144.88 | NP | 2138.97 | 2138.97 |
| MW-24 | 3/28/2007 | 2283.85 | NP | 145.11 | NP | 2138.74 | 2138.74 |
| MW-24 | 4/26/2007 | 2283.85 | NP | 145.21 | NP | 2138.64 | 2138.64 |
| MW-24 | 5/28/2007 | 2283.85 | NP | 145.68 | NP | 2138.17 | 2138.17 |
| MW-24 | 6/27/2007 | 2283.85 | NP | 145.42 | NP | 2138.43 | 2138.43 |
| MW-24 | 7/23/2007 | 2283.85 | NP | 146.05 | NP | 2137.80 | 2137.80 |
| MW-24 | 8/25/2007 | 2283.85 | NP | 145.86 | NP | 2137.99 | 2137.99 |
| MW-24 | 9/25/2007 | 2283.85 | NP | 145.09 | NP | 2138.76 | 2138.76 |
| MW-24 | 10/22/2007 | 2283.85 | NP | 145.39 | NP | 2138.46 | 2138.46 |
| MW-24 | 11/28/2007 | 2283.85 | NP | 146.15 | NP | 2137.70 | 2137.70 |
| MW-24 | 12/31/2007 | 2283.85 | NP | 146.19 | NP | 2137.66 | 2137.66 |
| MW-24 | 1/26/2008 | 2283.85 | NP | 146.03 | NP | 2137.82 | 2137.82 |
| MW-24 | 2/29/2008 | 2283.85 | NP | 146.00 | NP | 2137.85 | 2137.85 |
| MW-24 | 3/31/2008 | 2283.85 | NP | 145.60 | NP | 2138.25 | 2138.25 |
| MW-24 | 4/21/2008 | 2283.85 | NP | 145.70 | NP | 2138.15 | 2138.15 |
| MW-24 | 5/23/2008 | 2283.85 | NP | 146.10 | NP | 2137.75 | 2137.75 |
| MW-24 | 6/25/2008 | 2283.85 | NP | 146.42 | NP | 2137.43 | 2137.43 |
| MW-24 | 7/28/2008 | 2283.85 | NP | 146.81 | NP | 2137.04 | 2137.04 |
| MW-24 | 8/25/2008 | 2283.85 | NP | 145.83 | NP | 2138.02 | 2138.02 |
| MW-24 | 9/30/2008 | 2283.85 | NP | 144.23 | NP | 2139.62 | 2139.62 |
| MW-24 | 10/13/2008 | 2283.85 | NP | 144.71 | NP | 2139.14 | 2139.14 |
| MW-24 | 11/26/2008 | 2283.85 | NP | 144.71 | NP | 2139.14 | 2139.14 |
| MW-24 | 12/23/2008 | 2283.85 | NP | 145.13 | NP | 2138.72 | 2138.72 |
| MW-24 | 1/26/2009 | 2283.85 | NP | 145.21 | NP | 2138.64 | 2138.64 |
| MW-24 | 2/27/2009 | 2283.85 | NP | 145.21 | NP | 2138.64 | 2138.64 |
| MW-24 | 3/26/2009 | 2283.85 | NP | 145.40 | NP | 2138.45 | 2138.45 |
| MW-24 | 4/27/2009 | 2283.85 | NP | 145.52 | NP | 2138.33 | 2138.33 |
| MW-24 | 5/20/2009 | 2283.85 | NP | 145.87 | NP | 2137.98 | 2137.98 |
| MW-24 | 6/16/2009 | 2283.85 | NP | 146.44 | NP | 2137.41 | 2137.41 |
| MW-24 | 7/20/2009 | 2283.85 | NP | 146.96 | NP | 2136.89 | 2136.89 |
| MW-24 | 8/31/2009 | 2283.85 | NP | 147.35 | NP | 2136.50 | 2136.50 |
| MW-24 | 9/29/2009 | 2283.85 | NP | 148.53 | NP | 2135.32 | 2135.32 |
| MW-24 | 10/22/2009 | 2283.85 | NP | 147.76 | NP | 2136.09 | 2136.09 |
| MW-24 | 11/25/2009 | 2283.85 | NP | 148.10 | NP | 2135.75 | 2135.75 |
| MW-24 | 12/14/2009 | 2283.85 | NP | 148.12 | NP | 2135.73 | 2135.73 |
| MW-24 | 1/18/2010 | 2283.85 | NP | 148.18 | NP | 2135.67 | 2135.67 |
| MW-24 | 2/26/2010 | 2283.85 | NP | 148.24 | NP | 2135.61 | 2135.61 |
| MW-24 | 3/22/2010 | 2283.85 | NP | 147.60 | NP | 2136.25 | 2136.25 |
| MW-24 | 4/12/2010 | 2283.85 | NP | 147.47 | NP | 2136.38 | 2136.38 |

| Well ID | Measurement Date | Measuring Point Elevation (ft amsl) | Depth to LNAPL (ft btoc) | Depth to Water (ft btoc) | Apparent LNAPL Thickness (ft) | Uncorrected Groundwater Elevation (ft amsl) | Potentiometric Surface Elevation (ft amsl) |
|---|---|---|---|---|---|---|---|
| MW-24 | 5/27/2010 | 2283.85 | NP | 147.74 | NP | 2136.11 | 2136.11 |
| MW-24 | 6/22/2010 | 2283.85 | NP | 148.11 | NP | 2135.74 | 2135.74 |
| MW-24 | 7/12/2010 | 2283.85 | NP | 148.51 | NP | 2135.34 | 2135.34 |
| MW-24 | 8/26/2010 | 2283.85 | NP | 148.92 | NP | 2134.93 | 2134.93 |
| MW-24 | 9/22/2010 | 2283.85 | NP | 148.61 | NP | 2135.24 | 2135.24 |
| MW-24 | 10/5/2010 | 2283.85 | NP | 148.35 | NP | 2135.50 | 2135.50 |
| MW-24 | 10/18/2010 | 2283.85 | NP | 148.31 | NP | 2135.54 | 2135.54 |
| MW-24 | 11/30/2010 | 2283.85 | NP | 148.50 | NP | 2135.35 | 2135.35 |
| MW-24 | 12/21/2010 | 2283.85 | NP | 148.54 | NP | 2135.31 | 2135.31 |
| MW-24 | 1/10/2011 | 2283.85 | NP | 148.53 | NP | 2135.32 | 2135.32 |
| MW-24 | 2/17/2011 | 2283.85 | NP | 148.78 | NP | 2135.07 | 2135.07 |
| MW-24 | 3/25/2011 | 2283.85 | NP | 148.79 | NP | 2135.06 | 2135.06 |
| MW-24 | 4/11/2011 | 2283.85 | NP | 149.01 | NP | 2134.84 | 2134.84 |
| MW-24 | 5/9/2011 | 2283.85 | NP | 149.26 | NP | 2134.59 | 2134.59 |
| MW-24 | 6/29/2011 | 2283.85 | NP | 150.05 | NP | 2133.80 | 2133.80 |
| MW-24 | 7/11/2011 | 2283.85 | NP | 150.11 | NP | 2133.74 | 2133.74 |
| MW-24 | 8/31/2011 | 2283.85 | NP | 150.85 | NP | 2133.00 | 2133.00 |
| MW-24 | 9/28/2011 | 2283.85 | NP | 150.93 | NP | 2132.92 | 2132.92 |
| MW-24 | 10/10/2011 | 2283.85 | NP | 150.63 | NP | 2133.22 | 2133.22 |
| MW-24 | 11/16/2011 | 2283.85 | NP | 150.61 | NP | 2133.24 | 2133.24 |
| MW-24 | 12/29/2011 | 2283.85 | NP | 150.41 | NP | 2133.44 | 2133.44 |
| MW-24 | 1/16/2012 | 2283.85 | NP | 150.36 | NP | 2133.49 | 2133.49 |
| MW-24 | 2/28/2012 | 2283.85 | NP | 150.04 | NP | 2133.81 | 2133.81 |
| MW-24 | 3/30/2012 | 2283.85 | NP | 150.15 | NP | 2133.70 | 2133.70 |
| MW-24 | 4/2/2012 | 2283.85 | NP | 150.25 | NP | 2133.60 | 2133.60 |
| MW-24 | 5/30/2012 | 2283.85 | NP | 151.05 | NP | 2132.80 | 2132.80 |
| MW-24 | 6/29/2012 | 2283.85 | NP | 151.34 | NP | 2132.51 | 2132.51 |
| MW-24 | 7/9/2012 | 2283.85 | NP | 151.38 | NP | 2132.47 | 2132.47 |
| MW-24 | 8/29/2012 | 2283.85 | NP | 151.35 | NP | 2132.50 | 2132.50 |
| MW-24 | 9/25/2012 | 2283.85 | NP | 151.08 | NP | 2132.77 | 2132.77 |
| MW-24 | 10/22/2012 | 2283.85 | NP | 151.05 | NP | 2132.80 | 2132.80 |
| MW-24 | 11/15/2012 | 2283.85 | NP | 151.41 | NP | 2132.44 | 2132.44 |
| MW-24 | 12/13/2012 | 2283.85 | NP | 151.65 | NP | 2132.20 | 2132.20 |
| MW-24 | 1/21/2013 | 2283.85 | NP | 151.65 | NP | 2132.20 | 2132.20 |
| MW-24 | 2/13/2013 | 2283.85 | NP | 151.68 | NP | 2132.17 | 2132.17 |
| MW-24 | 3/21/2013 | 2283.85 | NP | 151.61 | NP | 2132.24 | 2132.24 |
| MW-24 | 4/15/2013 | 2283.85 | NP | 151.71 | NP | 2132.14 | 2132.14 |
| MW-24 | 5/23/2013 | 2283.85 | NP | 151.89 | NP | 2131.96 | 2131.96 |
| MW-24 | 6/26/2013 | 2283.85 | NP | 152.20 | NP | 2131.65 | 2131.65 |
| MW-24 | 7/8/2013 | 2283.85 | NP | 152.37 | NP | 2131.48 | 2131.48 |
| MW-24 | 8/8/2013 | 2283.85 | NP | 152.60 | NP | 2131.25 | 2131.25 |
| MW-24 | 9/5/2013 | 2283.85 | NP | 152.63 | NP | 2131.22 | 2131.22 |
| MW-24 | 10/3/2013 | 2283.85 | NP | 152.75 | NP | 2131.10 | 2131.10 |
| MW-24 | 11/27/2013 | 2283.85 | NP | 153.00 | NP | 2130.85 | 2130.85 |
| MW-24 | 12/31/2013 | 2283.85 | NP | 152.91 | NP | 2130.94 | 2130.94 |
| MW-24 | 1/10/2014 | 2283.85 | NP | 153.05 | NP | 2130.80 | 2130.80 |

| Well ID | Measurement Date | Measuring Point Elevation (ft amsl) | Depth to LNAPL (ft btoc) | Depth to Water (ft btoc) | Apparent LNAPL Thickness (ft) | Uncorrected Groundwater Elevation (ft amsl) | Potentiometric Surface Elevation (ft amsl) |
|---|---|---|---|---|---|---|---|
| MW-24 | 2/18/2014 | 2283.85 | NP | 153.16 | NP | 2130.69 | 2130.69 |
| MW-24 | 3/12/2014 | 2283.85 | NP | 153.16 | NP | 2130.69 | 2130.69 |
| MW-24 | 4/17/2014 | 2283.85 | NP | 153.34 | NP | 2130.51 | 2130.51 |
| MW-24 | 5/22/2014 | 2283.85 | NP | 153.66 | NP | 2130.19 | 2130.19 |
| MW-24 | 6/20/2014 | 2283.85 | NP | 154.00 | NP | 2129.85 | 2129.85 |
| MW-24 | 7/15/2014 | 2283.85 | NP | 154.27 | NP | 2129.58 | 2129.58 |
| MW-24 | 8/14/2014 | 2283.85 | NP | 154.71 | NP | 2129.14 | 2129.14 |
| MW-24 | 9/9/2014 | 2283.85 | NP | 154.77 | NP | 2129.08 | 2129.08 |
| MW-24 | 10/1/2014 | 2283.85 | NP | 154.33 | NP | 2129.52 | 2129.52 |
| MW-24 | 11/18/2014 | 2283.85 | NP | 153.79 | NP | 2130.06 | 2130.06 |
| MW-24 | 12/16/2014 | 2283.85 | NP | 153.61 | NP | 2130.24 | 2130.24 |
| MW-24 | 1/19/2015 | 2283.85 | NP | 153.31 | NP | 2130.54 | 2130.54 |
| MW-24 | 2/19/2015 | 2283.85 | NP | 153.02 | NP | 2130.83 | 2130.83 |
| MW-24 | 3/26/2015 | 2283.85 | NP | 152.63 | NP | 2131.22 | 2131.22 |
| MW-24 | 4/16/2015 | 2283.85 | NP | 152.45 | NP | 2131.40 | 2131.40 |
| MW-24 | 5/19/2015 | 2283.85 | NP | 152.61 | NP | 2131.24 | 2131.24 |
| MW-24 | 6/22/2015 | 2283.85 | NP | 153.09 | NP | 2130.76 | 2130.76 |
| MW-24 | 1/5/2016 | 2283.85 | NP | 151.70 | NP | 2132.15 | 2132.15 |
| MW-24 | 2/10/2016 | 2283.85 | NP | 151.26 | NP | 2132.59 | 2132.59 |
| MW-24 | 3/2/2016 | 2283.85 | NP | 151.06 | NP | 2132.79 | 2132.79 |
| MW-24 | 4/4/2016 | 2283.85 | NP | 149.80 | NP | 2134.05 | 2134.05 |
| MW-24 | 5/10/2016 | 2283.85 | NP | 150.61 | NP | 2133.24 | 2133.24 |
| MW-24 | 6/28/2016 | 2283.85 | NP | 150.95 | NP | 2132.90 | 2132.90 |
| MW-24 | 7/26/2016 | 2283.85 | NP | 150.21 | NP | 2133.64 | 2133.64 |
| MW-24 | 8/31/2016 | 2283.85 | NP | 150.15 | NP | 2133.70 | 2133.70 |
| MW-24 | 9/30/2016 | 2283.85 | NP | 150.12 | NP | 2133.73 | 2133.73 |
| MW-24 | 10/12/2016 | 2283.85 | NP | 150.13 | NP | 2133.72 | 2133.72 |
| MW-24 | 11/21/2016 | 2283.85 | NP | 149.96 | NP | 2133.89 | 2133.89 |
| MW-24 | 12/27/2016 | 2283.85 | NP | 149.69 | NP | 2134.16 | 2134.16 |
| MW-24 | 1/25/2017 | 2283.85 | NP | 149.69 | NP | 2134.16 | 2134.16 |
| MW-24 | 2/28/2017 | 2283.85 | NP | 149.04 | NP | 2134.81 | 2134.81 |
| MW-24 | 3/31/2017 | 2283.85 | NP | 148.91 | NP | 2134.94 | 2134.94 |
| MW-24 | 4/21/2017 | 2283.85 | NP | 148.67 | NP | 2135.18 | 2135.18 |
| MW-24 | 5/16/2017 | 2283.85 | NP | 148.63 | NP | 2135.22 | 2135.22 |
| MW-24 | 6/13/2017 | 2283.85 | NP | 148.75 | NP | 2135.10 | 2135.10 |
| MW-24 | 7/11/2017 | 2283.85 | NP | 149.03 | NP | 2134.82 | 2134.82 |
| MW-24 | 8/17/2017 | 2283.85 | NP | 148.11 | NP | 2135.74 | 2135.74 |
| MW-24 | 9/20/2017 | 2283.85 | NP | 146.87 | NP | 2136.98 | 2136.98 |
| MW-24 | 10/26/2017 | 2283.85 | NP | 146.88 | NP | 2136.97 | 2136.97 |
| MW-24 | 11/30/2017 | 2283.85 | NP | 146.81 | NP | 2137.04 | 2137.04 |
| MW-24 | 12/12/2017 | 2283.85 | NP | 146.79 | NP | 2137.06 | 2137.06 |
| MW-24 | 1/31/2018 | 2283.85 | NP | 146.64 | NP | 2137.21 | 2137.21 |
| MW-24 | 2/21/2018 | 2283.85 | NP | 146.40 | NP | 2137.45 | 2137.45 |
| MW-24 | 3/26/2018 | 2283.85 | NP | 146.18 | NP | 2137.67 | 2137.67 |
| MW-24 | 4/10/2018 | 2283.85 | NP | 146.35 | NP | 2137.50 | 2137.50 |
| MW-24 | 5/23/2018 | 2283.85 | NP | 146.07 | NP | 2137.78 | 2137.78 |

| Well ID | Measurement Date | Measuring Point Elevation (ft amsl) | Depth to LNAPL (ft btoc) | Depth to Water (ft btoc) | Apparent LNAPL Thickness (ft) | Uncorrected Groundwater Elevation (ft amsl) | Potentiometric Surface Elevation (ft amsl) |
|---|---|---|---|---|---|---|---|
| MW-24 | 6/27/2018 | 2283.85 | NP | 146.52 | NP | 2137.33 | 2137.33 |
| MW-24 | 7/16/2018 | 2283.85 | NP | 145.85 | NP | 2138.00 | 2138.00 |
| MW-24 | 8/23/2018 | 2283.85 | NP | 146.01 | NP | 2137.84 | 2137.84 |
| MW-24 | 9/27/2018 | 2283.85 | NP | 145.20 | NP | 2138.65 | 2138.65 |
| MW-24 | 10/22/2018 | 2283.85 | NP | 144.67 | NP | 2139.18 | 2139.18 |
| MW-24 | 11/28/2018 | 2283.85 | NP | 143.78 | NP | 2140.07 | 2140.07 |
| MW-24 | 12/27/2018 | 2283.85 | NP | 143.53 | NP | 2140.32 | 2140.32 |
| MW-24 | 1/16/2019 | 2283.85 | NP | 143.55 | NP | 2140.30 | 2140.30 |
| MW-24 | 2/26/2019 | 2283.85 | NP | 142.93 | NP | 2140.92 | 2140.92 |
| MW-24 | 3/27/2019 | 2283.85 | NP | 142.59 | NP | 2141.26 | 2141.26 |
| MW-24 | 4/9/2019 | 2283.85 | NP | 142.34 | NP | 2141.51 | 2141.51 |
| MW-24 | 5/8/2019 | 2283.85 | NP | 142.08 | NP | 2141.77 | 2141.77 |
| MW-24 | 6/20/2019 | 2283.85 | NP | 142.10 | NP | 2141.75 | 2141.75 |
| MW-24 | 7/25/2019 | 2283.85 | NP | 142.25 | NP | 2141.60 | 2141.60 |
| MW-24 | 8/18/2019 | 2283.85 | NP | 142.52 | NP | 2141.33 | 2141.33 |
| MW-24 | 9/24/2019 | 2283.85 | NP | 142.85 | NP | 2141.00 | 2141.00 |
| MW-24 | 10/17/2019 | 2283.85 | NP | 143.05 | NP | 2140.80 | 2140.80 |
| MW-24 | 11/27/2019 | 2283.85 | NP | 143.10 | NP | 2140.75 | 2140.75 |
| MW-24 | 12/17/2019 | 2283.85 | NP | 143.05 | NP | 2140.80 | 2140.80 |
| MW-24 | 1/24/2020 | 2283.85 | NP | 142.46 | NP | 2141.39 | 2141.39 |
| MW-24 | 2/16/2020 | 2283.85 | NP | 142.06 | NP | 2141.79 | 2141.79 |
| MW-24 | 3/10/2020 | 2283.85 | NP | 142.06 | NP | 2141.79 | 2141.79 |
| MW-24 | 4/2/2020 | 2283.85 | NP | 142.13 | NP | 2141.72 | 2141.72 |
| MW-24 | 5/18/2020 | 2283.85 | NP | 142.44 | NP | 2141.41 | 2141.41 |
| MW-24 | 6/25/2020 | 2283.85 | NP | 142.95 | NP | 2140.90 | 2140.90 |
| MW-24 | 7/7/2020 | 2283.85 | NP | 143.18 | NP | 2140.67 | 2140.67 |
| MW-24 | 8/31/2020 | 2283.85 | NP | 144.44 | NP | 2139.41 | 2139.41 |
| MW-24 | 9/16/2020 | 2283.85 | NP | 144.91 | NP | 2138.94 | 2138.94 |
| MW-24 | 10/30/2020 | 2283.85 | NP | 146.34 | NP | 2137.51 | 2137.51 |
| MW-24 | 11/30/2020 | 2283.85 | NP | 147.58 | NP | 2136.27 | 2136.27 |
| MW-24 | 12/31/2020 | 2283.85 | NP | 148.10 | NP | 2135.75 | 2135.75 |
| MW-24 | 1/20/2021 | 2283.85 | NP | 148.70 | NP | 2135.15 | 2135.15 |
| MW-24 | 3/1/2021 | 2283.85 | NP | 149.51 | NP | 2134.34 | 2134.34 |
| MW-24 | 3/27/2021 | 2283.85 | NP | 149.81 | NP | 2134.04 | 2134.04 |
| MW-24 | 4/9/2021 | 2283.85 | NP | 149.84 | NP | 2134.01 | 2134.01 |
| MW-24 | 5/25/2021 | 2283.85 | NP | 150.47 | NP | 2133.38 | 2133.38 |
| MW-24 | 6/15/2021 | 2283.85 | NP | 150.77 | NP | 2133.08 | 2133.08 |
| MW-24 | 7/8/2021 | 2283.85 | NP | 151.25 | NP | 2132.60 | 2132.60 |
| MW-24 | 8/30/2021 | 2283.85 | NP | 150.89 | NP | 2132.96 | 2132.96 |
| MW-24 | 9/28/2021 | 2283.85 | NP | 149.52 | NP | 2134.33 | 2134.33 |
| MW-24 | 10/18/2021 | 2283.85 | NP | 149.32 | NP | 2134.53 | 2134.53 |
| MW-24 | 11/24/2021 | 2283.85 | NP | 149.59 | NP | 2134.26 | 2134.26 |
| MW-24 | 12/21/2021 | 2283.85 | NP | 149.78 | NP | 2134.07 | 2134.07 |
| MW-24 | 1/26/2022 | 2283.85 | NP | 150.06 | NP | 2133.79 | 2133.79 |
| MW-24 | 2/21/2022 | 2283.85 | NP | 150.22 | NP | 2133.63 | 2133.63 |
| MW-24 | 3/16/2022 | 2283.85 | NP | 150.37 | NP | 2133.48 | 2133.48 |

| Well ID | Measurement Date | Measuring Point Elevation (ft amsl) | Depth to LNAPL (ft btoc) | Depth to Water (ft btoc) | Apparent LNAPL Thickness (ft) | Uncorrected Groundwater Elevation (ft amsl) | Potentiometric Surface Elevation (ft amsl) |
|---|---|---|---|---|---|---|---|
| MW-24 | 4/6/2022 | 2283.85 | NP | 150.51 | NP | 2133.34 | 2133.34 |
| MW-24 | 5/2/2022 | 2283.85 | NP | 150.91 | NP | 2132.94 | 2132.94 |
| MW-24 | 6/17/2022 | 2283.85 | NP | 151.36 | NP | 2132.49 | 2132.49 |
| MW-24 | 7/15/2022 | 2283.85 | NP | 151.54 | NP | 2132.31 | 2132.31 |
| MW-24 | 8/17/2022 | 2283.85 | NP | 151.90 | NP | 2131.95 | 2131.95 |
| MW-24 | 9/8/2022 | 2283.85 | NP | 151.89 | NP | 2131.96 | 2131.96 |
| MW-24 | 10/13/2022 | 2283.85 | NP | 151.26 | NP | 2132.59 | 2132.59 |
| MW-24 | 11/2/2022 | 2283.85 | NP | 150.89 | NP | 2132.96 | 2132.96 |
| MW-24 | 12/12/2022 | 2283.85 | NP | 150.51 | NP | 2133.34 | 2133.34 |
| MW-24 | 1/10/2023 | 2283.85 | NP | 152.65 | NP | 2131.20 | 2131.20 |
| MW-24 | 2/27/2023 | 2283.85 | NP | 150.24 | NP | 2133.61 | 2133.61 |
| MW-24 | 3/27/2023 | 2283.85 | NP | 150.28 | NP | 2133.57 | 2133.57 |
| MW-24 | 4/25/2023 | 2283.85 | NP | 150.90 | NP | 2132.95 | 2132.95 |
| MW-24 | 5/30/2023 | 2283.85 | NP | 149.43 | NP | 2134.42 | 2134.42 |
| MW-24 | 6/6/2023 | 2283.85 | NP | 150.03 | NP | 2133.82 | 2133.82 |
| MW-24 | 8/15/2023 | 2283.85 | NP | 149.19 | NP | 2134.66 | 2134.66 |
| MW-24 | 9/20/2023 | 2283.85 | NP | 149.12 | NP | 2134.73 | 2134.73 |
| MW-24 | 10/31/2023 | 2283.85 | NP | 149.08 | NP | 2134.77 | 2134.77 |
| MW-24 | 11/14/2023 | 2283.85 | NP | 149.00 | NP | 2134.85 | 2134.85 |
| MW-24 | 12/21/2023 | 2283.85 | NP | 149.30 | NP | 2134.55 | 2134.55 |
| MW-24 | 2/28/2024 | 2283.85 | NP | 147.68 | NP | 2136.17 | 2136.17 |
| MW-24 | 3/28/2024 | 2283.85 | NP | 146.96 | NP | 2136.89 | 2136.89 |
| MW-24 | 4/30/2024 | 2283.85 | NP | 146.07 | NP | 2137.78 | 2137.78 |
| MW-24 | 5/23/2024 | 2283.85 | NP | 145.52 | NP | 2138.33 | 2138.33 |
| MW-24 | 6/26/2024 | 2283.85 | NP | 145.45 | NP | 2138.40 | 2138.40 |
| MW-25 | 3/8/2004 | 2285.05 | NP | 140.89 | NP | 2144.16 | 2144.16 |
| MW-25 | 3/15/2004 | 2285.05 | NP | 140.74 | NP | 2144.31 | 2144.31 |
| MW-25 | 3/22/2004 | 2285.05 | NP | 140.73 | NP | 2144.32 | 2144.32 |
| MW-25 | 3/29/2004 | 2285.05 | NP | 140.76 | NP | 2144.29 | 2144.29 |
| MW-25 | 4/5/2004 | 2285.05 | NP | 140.78 | NP | 2144.27 | 2144.27 |
| MW-25 | 4/12/2004 | 2285.05 | NP | 140.81 | NP | 2144.24 | 2144.24 |
| MW-25 | 4/19/2004 | 2285.05 | NP | 140.84 | NP | 2144.21 | 2144.21 |
| MW-25 | 4/26/2004 | 2285.05 | NP | 140.87 | NP | 2144.18 | 2144.18 |
| MW-25 | 5/3/2004 | 2285.05 | NP | 140.88 | NP | 2144.17 | 2144.17 |
| MW-25 | 5/10/2004 | 2285.05 | NP | 140.89 | NP | 2144.16 | 2144.16 |
| MW-25 | 5/17/2004 | 2285.05 | NP | 140.96 | NP | 2144.09 | 2144.09 |
| MW-25 | 5/24/2004 | 2285.05 | NP | 140.96 | NP | 2144.09 | 2144.09 |
| MW-25 | 5/31/2004 | 2285.05 | NP | 141.03 | NP | 2144.02 | 2144.02 |
| MW-25 | 6/7/2004 | 2285.05 | NP | 141.08 | NP | 2143.97 | 2143.97 |
| MW-25 | 6/14/2004 | 2285.05 | NP | 141.21 | NP | 2143.84 | 2143.84 |
| MW-25 | 6/21/2004 | 2285.05 | NP | 141.34 | NP | 2143.71 | 2143.71 |
| MW-25 | 6/28/2004 | 2285.05 | NP | 141.47 | NP | 2143.58 | 2143.58 |
| MW-25 | 7/6/2004 | 2285.05 | NP | 141.59 | NP | 2143.46 | 2143.46 |
| MW-25 | 7/12/2004 | 2285.05 | NP | 141.70 | NP | 2143.35 | 2143.35 |
| MW-25 | 7/19/2004 | 2285.05 | NP | 141.82 | NP | 2143.23 | 2143.23 |
| MW-25 | 7/26/2004 | 2285.05 | NP | 141.92 | NP | 2143.13 | 2143.13 |

| Well ID | Measurement Date | Measuring Point Elevation (ft amsl) | Depth to LNAPL (ft btoc) | Depth to Water (ft btoc) | Apparent LNAPL Thickness (ft) | Uncorrected Groundwater Elevation (ft amsl) | Potentiometric Surface Elevation (ft amsl) |
|---|---|---|---|---|---|---|---|
| MW-25 | 8/2/2004 | 2285.05 | NP | 142.07 | NP | 2142.98 | 2142.98 |
| MW-25 | 8/9/2004 | 2285.05 | NP | 142.21 | NP | 2142.84 | 2142.84 |
| MW-25 | 8/16/2004 | 2285.05 | NP | 142.34 | NP | 2142.71 | 2142.71 |
| MW-25 | 8/23/2004 | 2285.05 | NP | 142.43 | NP | 2142.62 | 2142.62 |
| MW-25 | 8/30/2004 | 2285.05 | NP | 142.58 | NP | 2142.47 | 2142.47 |
| MW-25 | 9/8/2004 | 2285.05 | NP | 142.68 | NP | 2142.37 | 2142.37 |
| MW-25 | 9/13/2004 | 2285.05 | NP | 142.03 | NP | 2143.02 | 2143.02 |
| MW-25 | 9/20/2004 | 2285.05 | NP | 142.93 | NP | 2142.12 | 2142.12 |
| MW-25 | 9/27/2004 | 2285.05 | NP | 143.06 | NP | 2141.99 | 2141.99 |
| MW-25 | 10/4/2004 | 2285.05 | NP | 143.14 | NP | 2141.91 | 2141.91 |
| MW-25 | 10/11/2004 | 2285.05 | NP | 143.23 | NP | 2141.82 | 2141.82 |
| MW-25 | 10/18/2004 | 2285.05 | NP | 143.34 | NP | 2141.71 | 2141.71 |
| MW-25 | 10/25/2004 | 2285.05 | NP | 143.34 | NP | 2141.71 | 2141.71 |
| MW-25 | 11/1/2004 | 2285.05 | NP | 143.49 | NP | 2141.56 | 2141.56 |
| MW-25 | 11/8/2004 | 2285.05 | NP | 143.62 | NP | 2141.43 | 2141.43 |
| MW-25 | 11/15/2004 | 2285.05 | NP | 143.64 | NP | 2141.41 | 2141.41 |
| MW-25 | 11/30/2004 | 2285.05 | NP | 143.71 | NP | 2141.34 | 2141.34 |
| MW-25 | 12/6/2004 | 2285.05 | NP | 143.95 | NP | 2141.10 | 2141.10 |
| MW-25 | 12/13/2004 | 2285.05 | NP | 143.99 | NP | 2141.06 | 2141.06 |
| MW-25 | 12/20/2004 | 2285.05 | NP | 143.96 | NP | 2141.09 | 2141.09 |
| MW-25 | 1/4/2005 | 2285.05 | NP | 144.11 | NP | 2140.94 | 2140.94 |
| MW-25 | 1/10/2005 | 2285.05 | NP | 144.20 | NP | 2140.85 | 2140.85 |
| MW-25 | 1/17/2005 | 2285.05 | NP | 144.16 | NP | 2140.89 | 2140.89 |
| MW-25 | 1/24/2005 | 2285.05 | NP | 144.34 | NP | 2140.71 | 2140.71 |
| MW-25 | 1/31/2005 | 2285.05 | NP | 144.15 | NP | 2140.90 | 2140.90 |
| MW-25 | 2/23/2005 | 2285.05 | NP | 144.00 | NP | 2141.05 | 2141.05 |
| MW-25 | 3/2/2005 | 2285.05 | NP | 144.15 | NP | 2140.90 | 2140.90 |
| MW-25 | 3/7/2005 | 2285.05 | NP | 144.14 | NP | 2140.91 | 2140.91 |
| MW-25 | 3/14/2005 | 2285.05 | NP | 144.13 | NP | 2140.92 | 2140.92 |
| MW-25 | 3/21/2005 | 2285.05 | NP | 144.00 | NP | 2141.05 | 2141.05 |
| MW-25 | 3/27/2005 | 2285.05 | NP | 143.89 | NP | 2141.16 | 2141.16 |
| MW-25 | 4/4/2005 | 2285.05 | NP | 143.91 | NP | 2141.14 | 2141.14 |
| MW-25 | 4/11/2005 | 2285.05 | NP | 143.89 | NP | 2141.16 | 2141.16 |
| MW-25 | 4/18/2005 | 2285.05 | NP | 143.95 | NP | 2141.10 | 2141.10 |
| MW-25 | 4/25/2005 | 2285.05 | NP | 143.93 | NP | 2141.12 | 2141.12 |
| MW-25 | 5/2/2005 | 2285.05 | NP | 143.89 | NP | 2141.16 | 2141.16 |
| MW-25 | 5/10/2005 | 2285.05 | NP | 143.92 | NP | 2141.13 | 2141.13 |
| MW-25 | 5/16/2005 | 2285.05 | NP | 143.95 | NP | 2141.10 | 2141.10 |
| MW-25 | 5/23/2005 | 2285.05 | NP | 144.07 | NP | 2140.98 | 2140.98 |
| MW-25 | 5/30/2005 | 2285.05 | NP | 144.13 | NP | 2140.92 | 2140.92 |
| MW-25 | 6/6/2005 | 2285.05 | NP | 144.18 | NP | 2140.87 | 2140.87 |
| MW-25 | 6/13/2005 | 2285.05 | NP | 144.22 | NP | 2140.83 | 2140.83 |
| MW-25 | 6/20/2005 | 2285.05 | NP | 144.24 | NP | 2140.81 | 2140.81 |
| MW-25 | 6/27/2005 | 2285.05 | NP | 144.35 | NP | 2140.70 | 2140.70 |
| MW-25 | 7/11/2005 | 2285.05 | NP | 144.52 | NP | 2140.53 | 2140.53 |
| MW-25 | 7/18/2005 | 2285.05 | NP | 144.60 | NP | 2140.45 | 2140.45 |

| Well ID | Measurement Date | Measuring Point Elevation (ft amsl) | Depth to LNAPL (ft btoc) | Depth to Water (ft btoc) | Apparent LNAPL Thickness (ft) | Uncorrected Groundwater Elevation (ft amsl) | Potentiometric Surface Elevation (ft amsl) |
|---|---|---|---|---|---|---|---|
| MW-25 | 7/25/2005 | 2285.05 | NP | 144.66 | NP | 2140.39 | 2140.39 |
| MW-25 | 8/1/2005 | 2285.05 | NP | 144.76 | NP | 2140.29 | 2140.29 |
| MW-25 | 8/8/2005 | 2285.05 | NP | 144.83 | NP | 2140.22 | 2140.22 |
| MW-25 | 8/15/2005 | 2285.05 | NP | 144.88 | NP | 2140.17 | 2140.17 |
| MW-25 | 8/22/2005 | 2285.05 | NP | 144.89 | NP | 2140.16 | 2140.16 |
| MW-25 | 8/29/2005 | 2285.05 | NP | 144.83 | NP | 2140.22 | 2140.22 |
| MW-25 | 9/7/2005 | 2285.05 | NP | 144.71 | NP | 2140.34 | 2140.34 |
| MW-25 | 9/12/2005 | 2285.05 | NP | 144.55 | NP | 2140.50 | 2140.50 |
| MW-25 | 9/19/2005 | 2285.05 | NP | 144.38 | NP | 2140.67 | 2140.67 |
| MW-25 | 9/26/2005 | 2285.05 | NP | 144.25 | NP | 2140.80 | 2140.80 |
| MW-25 | 10/3/2005 | 2285.05 | NP | 144.22 | NP | 2140.83 | 2140.83 |
| MW-25 | 10/10/2005 | 2285.05 | NP | 144.31 | NP | 2140.74 | 2140.74 |
| MW-25 | 10/17/2005 | 2285.05 | NP | 144.39 | NP | 2140.66 | 2140.66 |
| MW-25 | 10/24/2005 | 2285.05 | NP | 144.54 | NP | 2140.51 | 2140.51 |
| MW-25 | 10/31/2005 | 2285.05 | NP | 144.63 | NP | 2140.42 | 2140.42 |
| MW-25 | 11/7/2005 | 2285.05 | NP | 144.73 | NP | 2140.32 | 2140.32 |
| MW-25 | 11/14/2005 | 2285.05 | NP | 144.84 | NP | 2140.21 | 2140.21 |
| MW-25 | 11/21/2005 | 2285.05 | NP | 144.93 | NP | 2140.12 | 2140.12 |
| MW-25 | 12/5/2005 | 2285.05 | NP | 145.03 | NP | 2140.02 | 2140.02 |
| MW-25 | 12/19/2005 | 2285.05 | NP | 145.08 | NP | 2139.97 | 2139.97 |
| MW-25 | 1/9/2006 | 2285.05 | NP | 145.25 | NP | 2139.80 | 2139.80 |
| MW-25 | 1/16/2006 | 2285.05 | NP | 145.32 | NP | 2139.73 | 2139.73 |
| MW-25 | 1/30/2006 | 2285.05 | NP | 145.33 | NP | 2139.72 | 2139.72 |
| MW-25 | 2/13/2006 | 2285.05 | NP | 145.39 | NP | 2139.66 | 2139.66 |
| MW-25 | 2/27/2006 | 2285.05 | NP | 145.44 | NP | 2139.61 | 2139.61 |
| MW-25 | 3/6/2006 | 2285.05 | NP | 145.46 | NP | 2139.59 | 2139.59 |
| MW-25 | 3/13/2006 | 2285.05 | NP | 145.49 | NP | 2139.56 | 2139.56 |
| MW-25 | 3/20/2006 | 2285.05 | NP | 145.51 | NP | 2139.54 | 2139.54 |
| MW-25 | 3/27/2006 | 2285.05 | NP | 145.51 | NP | 2139.54 | 2139.54 |
| MW-25 | 4/3/2006 | 2285.05 | NP | 145.54 | NP | 2139.51 | 2139.51 |
| MW-25 | 4/10/2006 | 2285.05 | NP | 145.58 | NP | 2139.47 | 2139.47 |
| MW-25 | 4/17/2006 | 2285.05 | NP | 145.62 | NP | 2139.43 | 2139.43 |
| MW-25 | 4/24/2006 | 2285.05 | NP | 145.65 | NP | 2139.40 | 2139.40 |
| MW-25 | 5/1/2006 | 2285.05 | NP | 145.67 | NP | 2139.38 | 2139.38 |
| MW-25 | 5/15/2006 | 2285.05 | NP | 145.70 | NP | 2139.35 | 2139.35 |
| MW-25 | 5/22/2006 | 2285.05 | NP | 145.74 | NP | 2139.31 | 2139.31 |
| MW-25 | 5/30/2006 | 2285.05 | NP | 145.85 | NP | 2139.20 | 2139.20 |
| MW-25 | 6/5/2006 | 2285.05 | NP | 145.94 | NP | 2139.11 | 2139.11 |
| MW-25 | 6/12/2006 | 2285.05 | NP | 146.01 | NP | 2139.04 | 2139.04 |
| MW-25 | 6/26/2006 | 2285.05 | NP | 146.14 | NP | 2138.91 | 2138.91 |
| MW-25 | 7/10/2006 | 2285.05 | NP | 146.29 | NP | 2138.76 | 2138.76 |
| MW-25 | 8/1/2006 | 2285.05 | NP | 146.41 | NP | 2138.64 | 2138.64 |
| MW-25 | 8/14/2006 | 2285.05 | NP | 146.54 | NP | 2138.51 | 2138.51 |
| MW-25 | 8/23/2006 | 2285.05 | NP | 146.59 | NP | 2138.46 | 2138.46 |
| MW-25 | 9/19/2006 | 2285.05 | NP | 146.78 | NP | 2138.27 | 2138.27 |
| MW-25 | 10/20/2006 | 2285.05 | NP | 145.06 | NP | 2139.99 | 2139.99 |

| Well ID | Measurement Date | Measuring Point Elevation (ft amsl) | Depth to LNAPL (ft btoc) | Depth to Water (ft btoc) | Apparent LNAPL Thickness (ft) | Uncorrected Groundwater Elevation (ft amsl) | Potentiometric Surface Elevation (ft amsl) |
|---|---|---|---|---|---|---|---|
| MW-25 | 10/30/2006 | 2285.05 | NP | 145.12 | NP | 2139.93 | 2139.93 |
| MW-25 | 11/17/2006 | 2285.05 | NP | 145.30 | NP | 2139.75 | 2139.75 |
| MW-25 | 1/30/2007 | 2285.05 | NP | 146.30 | NP | 2138.75 | 2138.75 |
| MW-25 | 3/1/2007 | 2285.05 | NP | 146.39 | NP | 2138.66 | 2138.66 |
| MW-25 | 3/28/2007 | 2285.05 | NP | 146.59 | NP | 2138.46 | 2138.46 |
| MW-25 | 4/24/2007 | 2285.05 | NP | 146.69 | NP | 2138.36 | 2138.36 |
| MW-25 | 5/28/2007 | 2285.05 | NP | 146.84 | NP | 2138.21 | 2138.21 |
| MW-25 | 6/27/2007 | 2285.05 | NP | 147.16 | NP | 2137.89 | 2137.89 |
| MW-25 | 7/23/2007 | 2285.05 | NP | 147.50 | NP | 2137.55 | 2137.55 |
| MW-25 | 8/25/2007 | 2285.05 | NP | 147.40 | NP | 2137.65 | 2137.65 |
| MW-25 | 9/25/2007 | 2285.05 | NP | 146.90 | NP | 2138.15 | 2138.15 |
| MW-25 | 10/22/2007 | 2285.05 | NP | 147.10 | NP | 2137.95 | 2137.95 |
| MW-25 | 11/28/2007 | 2285.05 | NP | 147.68 | NP | 2137.37 | 2137.37 |
| MW-25 | 12/31/2007 | 2285.05 | NP | 147.73 | NP | 2137.32 | 2137.32 |
| MW-25 | 1/26/2008 | 2285.05 | NP | 147.59 | NP | 2137.46 | 2137.46 |
| MW-25 | 2/29/2008 | 2285.05 | NP | 147.51 | NP | 2137.54 | 2137.54 |
| MW-25 | 3/31/2008 | 2285.05 | NP | 147.18 | NP | 2137.87 | 2137.87 |
| MW-25 | 4/21/2008 | 2285.05 | NP | 147.19 | NP | 2137.86 | 2137.86 |
| MW-25 | 5/23/2008 | 2285.05 | NP | 147.57 | NP | 2137.48 | 2137.48 |
| MW-25 | 6/25/2008 | 2285.05 | NP | 147.89 | NP | 2137.16 | 2137.16 |
| MW-25 | 7/28/2008 | 2285.05 | NP | 148.28 | NP | 2136.77 | 2136.77 |
| MW-25 | 8/25/2008 | 2285.05 | NP | 147.67 | NP | 2137.38 | 2137.38 |
| MW-25 | 9/30/2008 | 2285.05 | NP | 146.31 | NP | 2138.74 | 2138.74 |
| MW-25 | 10/13/2008 | 2285.05 | NP | 146.18 | NP | 2138.87 | 2138.87 |
| MW-25 | 11/26/2008 | 2285.05 | NP | 146.46 | NP | 2138.59 | 2138.59 |
| MW-25 | 12/23/2008 | 2285.05 | NP | 146.88 | NP | 2138.17 | 2138.17 |
| MW-25 | 1/26/2009 | 2285.05 | NP | 146.89 | NP | 2138.16 | 2138.16 |
| MW-25 | 2/27/2009 | 2285.05 | NP | 146.89 | NP | 2138.16 | 2138.16 |
| MW-25 | 3/26/2009 | 2285.05 | NP | 147.00 | NP | 2138.05 | 2138.05 |
| MW-25 | 4/27/2009 | 2285.05 | NP | 147.10 | NP | 2137.95 | 2137.95 |
| MW-25 | 5/20/2009 | 2285.05 | NP | 147.43 | NP | 2137.62 | 2137.62 |
| MW-25 | 6/16/2009 | 2285.05 | NP | 147.98 | NP | 2137.07 | 2137.07 |
| MW-25 | 7/20/2009 | 2285.05 | NP | 148.48 | NP | 2136.57 | 2136.57 |
| MW-25 | 8/31/2009 | 2285.05 | NP | 148.91 | NP | 2136.14 | 2136.14 |
| MW-25 | 9/29/2009 | 2285.05 | NP | 149.12 | NP | 2135.93 | 2135.93 |
| MW-25 | 10/22/2009 | 2285.05 | NP | 149.38 | NP | 2135.67 | 2135.67 |
| MW-25 | 11/25/2009 | 2285.05 | NP | 149.73 | NP | 2135.32 | 2135.32 |
| MW-25 | 12/14/2009 | 2285.05 | NP | 149.76 | NP | 2135.29 | 2135.29 |
| MW-25 | 1/18/2010 | 2285.05 | NP | 149.79 | NP | 2135.26 | 2135.26 |
| MW-25 | 2/26/2010 | 2285.05 | NP | 149.81 | NP | 2135.24 | 2135.24 |
| MW-25 | 3/22/2010 | 2285.05 | NP | 149.50 | NP | 2135.55 | 2135.55 |
| MW-25 | 4/12/2010 | 2285.05 | NP | 149.18 | NP | 2135.87 | 2135.87 |
| MW-25 | 5/27/2010 | 2285.05 | NP | 149.37 | NP | 2135.68 | 2135.68 |
| MW-25 | 6/22/2010 | 2285.05 | NP | 149.71 | NP | 2135.34 | 2135.34 |
| MW-25 | 7/12/2010 | 2285.05 | NP | 150.10 | NP | 2134.95 | 2134.95 |
| MW-25 | 8/26/2010 | 2285.05 | NP | 150.44 | NP | 2134.61 | 2134.61 |

| Well ID | Measurement Date | Measuring Point Elevation (ft amsl) | Depth to LNAPL (ft btoc) | Depth to Water (ft btoc) | Apparent LNAPL Thickness (ft) | Uncorrected Groundwater Elevation (ft amsl) | Potentiometric Surface Elevation (ft amsl) |
|---|---|---|---|---|---|---|---|
| MW-25 | 9/22/2010 | 2285.05 | NP | 150.34 | NP | 2134.71 | 2134.71 |
| MW-25 | 10/5/2010 | 2285.05 | NP | 150.15 | NP | 2134.90 | 2134.90 |
| MW-25 | 10/18/2010 | 2285.05 | NP | 150.11 | NP | 2134.94 | 2134.94 |
| MW-25 | 11/30/2010 | 2285.05 | NP | 150.23 | NP | 2134.82 | 2134.82 |
| MW-25 | 12/21/2010 | 2285.05 | NP | 150.28 | NP | 2134.77 | 2134.77 |
| MW-25 | 1/10/2011 | 2285.05 | NP | 150.29 | NP | 2134.76 | 2134.76 |
| MW-25 | 2/17/2011 | 2285.05 | NP | 150.40 | NP | 2134.65 | 2134.65 |
| MW-25 | 3/25/2011 | 2285.05 | NP | 150.41 | NP | 2134.64 | 2134.64 |
| MW-25 | 4/11/2011 | 2285.05 | NP | 150.58 | NP | 2134.47 | 2134.47 |
| MW-25 | 5/9/2011 | 2285.05 | NP | 150.82 | NP | 2134.23 | 2134.23 |
| MW-25 | 6/29/2011 | 2285.05 | NP | 151.60 | NP | 2133.45 | 2133.45 |
| MW-25 | 7/11/2011 | 2285.05 | NP | 151.68 | NP | 2133.37 | 2133.37 |
| MW-25 | 8/31/2011 | 2285.05 | NP | 152.39 | NP | 2132.66 | 2132.66 |
| MW-25 | 9/28/2011 | 2285.05 | NP | 152.50 | NP | 2132.55 | 2132.55 |
| MW-25 | 10/10/2011 | 2285.05 | NP | 152.30 | NP | 2132.75 | 2132.75 |
| MW-25 | 11/16/2011 | 2285.05 | NP | 152.19 | NP | 2132.86 | 2132.86 |
| MW-25 | 12/29/2011 | 2285.05 | NP | 152.14 | NP | 2132.91 | 2132.91 |
| MW-25 | 1/16/2012 | 2285.05 | NP | 152.15 | NP | 2132.90 | 2132.90 |
| MW-25 | 2/28/2012 | 2285.05 | NP | 151.79 | NP | 2133.26 | 2133.26 |
| MW-25 | 3/30/2012 | 2285.05 | NP | 151.84 | NP | 2133.21 | 2133.21 |
| MW-25 | 4/2/2012 | 2285.05 | NP | 151.96 | NP | 2133.09 | 2133.09 |
| MW-25 | 5/30/2012 | 2285.05 | NP | 152.61 | NP | 2132.44 | 2132.44 |
| MW-25 | 6/29/2012 | 2285.05 | NP | 152.93 | NP | 2132.12 | 2132.12 |
| MW-25 | 7/9/2012 | 2285.05 | NP | 153.02 | NP | 2132.03 | 2132.03 |
| MW-25 | 8/29/2012 | 2285.05 | NP | 153.05 | NP | 2132.00 | 2132.00 |
| MW-25 | 9/25/2012 | 2285.05 | NP | 152.91 | NP | 2132.14 | 2132.14 |
| MW-25 | 10/22/2012 | 2285.05 | NP | 152.88 | NP | 2132.17 | 2132.17 |
| MW-25 | 11/15/2012 | 2285.05 | NP | 153.18 | NP | 2131.87 | 2131.87 |
| MW-25 | 12/13/2012 | 2285.05 | NP | 153.31 | NP | 2131.74 | 2131.74 |
| MW-25 | 1/21/2013 | 2285.05 | NP | 153.36 | NP | 2131.69 | 2131.69 |
| MW-25 | 2/13/2013 | 2285.05 | NP | 153.35 | NP | 2131.70 | 2131.70 |
| MW-25 | 3/21/2013 | 2285.05 | NP | 153.23 | NP | 2131.82 | 2131.82 |
| MW-25 | 4/15/2013 | 2285.05 | NP | 153.27 | NP | 2131.78 | 2131.78 |
| MW-25 | 5/23/2013 | 2285.05 | NP | 153.47 | NP | 2131.58 | 2131.58 |
| MW-25 | 6/26/2013 | 2285.05 | NP | 153.78 | NP | 2131.27 | 2131.27 |
| MW-25 | 7/8/2013 | 2285.05 | NP | 153.90 | NP | 2131.15 | 2131.15 |
| MW-25 | 8/8/2013 | 2285.05 | NP | 154.14 | NP | 2130.91 | 2130.91 |
| MW-25 | 9/5/2013 | 2285.05 | NP | 154.24 | NP | 2130.81 | 2130.81 |
| MW-25 | 10/3/2013 | 2285.05 | NP | 154.41 | NP | 2130.64 | 2130.64 |
| MW-25 | 11/27/2013 | 2285.05 | NP | 154.61 | NP | 2130.44 | 2130.44 |
| MW-25 | 12/31/2013 | 2285.05 | NP | 154.53 | NP | 2130.52 | 2130.52 |
| MW-25 | 1/10/2014 | 2285.05 | NP | 154.41 | NP | 2130.64 | 2130.64 |
| MW-25 | 2/18/2014 | 2285.05 | NP | 154.73 | NP | 2130.32 | 2130.32 |
| MW-25 | 3/12/2014 | 2285.05 | NP | 154.78 | NP | 2130.27 | 2130.27 |
| MW-25 | 4/17/2014 | 2285.05 | NP | 154.96 | NP | 2130.09 | 2130.09 |
| MW-25 | 5/22/2014 | 2285.05 | NP | 155.27 | NP | 2129.78 | 2129.78 |

| Well ID | Measurement Date | Measuring Point Elevation (ft amsl) | Depth to LNAPL (ft btoc) | Depth to Water (ft btoc) | Apparent LNAPL Thickness (ft) | Uncorrected Groundwater Elevation (ft amsl) | Potentiometric Surface Elevation (ft amsl) |
|---|---|---|---|---|---|---|---|
| MW-25 | 6/20/2014 | 2285.05 | NP | 155.57 | NP | 2129.48 | 2129.48 |
| MW-25 | 7/15/2014 | 2285.05 | NP | 155.90 | NP | 2129.15 | 2129.15 |
| MW-25 | 8/14/2014 | 2285.05 | NP | 156.33 | NP | 2128.72 | 2128.72 |
| MW-25 | 9/10/2014 | 2285.05 | NP | 156.42 | NP | 2128.63 | 2128.63 |
| MW-25 | 10/1/2014 | 2285.05 | NP | 156.10 | NP | 2128.95 | 2128.95 |
| MW-25 | 11/18/2014 | 2285.05 | NP | 155.60 | NP | 2129.45 | 2129.45 |
| MW-25 | 12/16/2014 | 2285.05 | NP | 155.35 | NP | 2129.70 | 2129.70 |
| MW-25 | 1/19/2015 | 2285.05 | NP | 154.99 | NP | 2130.06 | 2130.06 |
| MW-25 | 2/19/2015 | 2285.05 | NP | 154.72 | NP | 2130.33 | 2130.33 |
| MW-25 | 3/26/2015 | 2285.05 | NP | 154.32 | NP | 2130.73 | 2130.73 |
| MW-25 | 4/16/2015 | 2285.05 | NP | 154.16 | NP | 2130.89 | 2130.89 |
| MW-25 | 5/19/2015 | 2285.05 | NP | 154.23 | NP | 2130.82 | 2130.82 |
| MW-25 | 6/22/2015 | 2285.05 | NP | 154.63 | NP | 2130.42 | 2130.42 |
| MW-25 | 1/5/2016 | 2285.05 | NP | 154.30 | NP | 2130.75 | 2130.75 |
| MW-25 | 2/10/2016 | 2285.05 | NP | 152.90 | NP | 2132.15 | 2132.15 |
| MW-25 | 3/2/2016 | 2285.05 | NP | 152.74 | NP | 2132.31 | 2132.31 |
| MW-25 | 4/4/2016 | 2285.05 | NP | 151.41 | NP | 2133.64 | 2133.64 |
| MW-25 | 5/10/2016 | 2285.05 | NP | 152.20 | NP | 2132.85 | 2132.85 |
| MW-25 | 6/28/2016 | 2285.05 | NP | 152.48 | NP | 2132.57 | 2132.57 |
| MW-25 | 7/25/2016 | 2285.05 | NP | 151.75 | NP | 2133.30 | 2133.30 |
| MW-25 | 8/31/2016 | 2285.05 | NP | 151.81 | NP | 2133.24 | 2133.24 |
| MW-25 | 9/30/2016 | 2285.05 | NP | 151.93 | NP | 2133.12 | 2133.12 |
| MW-25 | 10/10/2016 | 2285.05 | NP | 151.95 | NP | 2133.10 | 2133.10 |
| MW-25 | 11/21/2016 | 2285.05 | NP | 151.68 | NP | 2133.37 | 2133.37 |
| MW-25 | 12/27/2016 | 2285.05 | NP | 151.37 | NP | 2133.68 | 2133.68 |
| MW-25 | 1/23/2017 | 2285.05 | NP | 151.16 | NP | 2133.89 | 2133.89 |
| MW-25 | 2/28/2017 | 2285.05 | NP | 150.81 | NP | 2134.24 | 2134.24 |
| MW-25 | 3/31/2017 | 2285.05 | NP | 150.51 | NP | 2134.54 | 2134.54 |
| MW-25 | 4/21/2017 | 2285.05 | NP | 150.30 | NP | 2134.75 | 2134.75 |
| MW-25 | 5/16/2017 | 2285.05 | NP | 150.22 | NP | 2134.83 | 2134.83 |
| MW-25 | 6/13/2017 | 2285.05 | NP | 150.24 | NP | 2134.81 | 2134.81 |
| MW-25 | 7/10/2017 | 2285.05 | NP | 150.44 | NP | 2134.61 | 2134.61 |
| MW-25 | 8/17/2017 | 2285.05 | NP | 149.82 | NP | 2135.23 | 2135.23 |
| MW-25 | 9/20/2017 | 2285.05 | NP | 148.75 | NP | 2136.30 | 2136.30 |
| MW-25 | 10/26/2017 | 2285.05 | NP | 148.55 | NP | 2136.50 | 2136.50 |
| MW-25 | 11/30/2017 | 2285.05 | NP | 148.50 | NP | 2136.55 | 2136.55 |
| MW-25 | 12/12/2017 | 2285.05 | NP | 148.47 | NP | 2136.58 | 2136.58 |
| MW-25 | 1/31/2018 | 2285.05 | NP | 148.24 | NP | 2136.81 | 2136.81 |
| MW-25 | 2/21/2018 | 2285.05 | NP | 147.98 | NP | 2137.07 | 2137.07 |
| MW-25 | 3/26/2018 | 2285.05 | NP | 147.70 | NP | 2137.35 | 2137.35 |
| MW-25 | 4/10/2018 | 2285.05 | NP | 151.01 | NP | 2134.04 | 2134.04 |
| MW-25 | 5/23/2018 | 2285.05 | NP | 147.52 | NP | 2137.53 | 2137.53 |
| MW-25 | 6/27/2018 | 2285.05 | NP | 146.02 | NP | 2139.03 | 2139.03 |
| MW-25 | 7/16/2018 | 2285.05 | NP | 147.29 | NP | 2137.76 | 2137.76 |
| MW-25 | 8/23/2018 | 2285.05 | NP | 147.45 | NP | 2137.60 | 2137.60 |
| MW-25 | 9/27/2018 | 2285.05 | NP | 146.75 | NP | 2138.30 | 2138.30 |

| Well ID | Measurement Date | Measuring Point Elevation (ft amsl) | Depth to LNAPL (ft btoc) | Depth to Water (ft btoc) | Apparent LNAPL Thickness (ft) | Uncorrected Groundwater Elevation (ft amsl) | Potentiometric Surface Elevation (ft amsl) |
|---|---|---|---|---|---|---|---|
| MW-25 | 10/22/2018 | 2285.05 | NP | 146.31 | NP | 2138.74 | 2138.74 |
| MW-25 | 11/28/2018 | 2285.05 | NP | 145.45 | NP | 2139.60 | 2139.60 |
| MW-25 | 12/27/2018 | 2285.05 | NP | 145.13 | NP | 2139.92 | 2139.92 |
| MW-25 | 1/16/2019 | 2285.05 | NP | 145.12 | NP | 2139.93 | 2139.93 |
| MW-25 | 2/26/2019 | 2285.05 | NP | 144.42 | NP | 2140.63 | 2140.63 |
| MW-25 | 3/27/2019 | 2285.05 | NP | 144.11 | NP | 2140.94 | 2140.94 |
| MW-25 | 4/8/2019 | 2285.05 | NP | 143.90 | NP | 2141.15 | 2141.15 |
| MW-25 | 5/8/2019 | 2285.05 | NP | 143.56 | NP | 2141.49 | 2141.49 |
| MW-25 | 6/20/2019 | 2285.05 | NP | 143.61 | NP | 2141.44 | 2141.44 |
| MW-25 | 7/25/2019 | 2285.05 | NP | 143.78 | NP | 2141.27 | 2141.27 |
| MW-25 | 8/18/2019 | 2285.05 | NP | 144.06 | NP | 2140.99 | 2140.99 |
| MW-25 | 9/24/2019 | 2285.05 | NP | 144.52 | NP | 2140.53 | 2140.53 |
| MW-25 | 10/17/2019 | 2285.05 | NP | 144.69 | NP | 2140.36 | 2140.36 |
| MW-25 | 11/27/2019 | 2285.05 | NP | 144.81 | NP | 2140.24 | 2140.24 |
| MW-25 | 12/17/2019 | 2285.05 | NP | 144.76 | NP | 2140.29 | 2140.29 |
| MW-25 | 1/24/2020 | 2285.05 | NP | 144.27 | NP | 2140.78 | 2140.78 |
| MW-25 | 2/16/2020 | 2285.05 | NP | 143.84 | NP | 2141.21 | 2141.21 |
| MW-25 | 3/10/2020 | 2285.05 | NP | 143.78 | NP | 2141.27 | 2141.27 |
| MW-25 | 4/2/2020 | 2285.05 | NP | 143.79 | NP | 2141.26 | 2141.26 |
| MW-25 | 5/18/2020 | 2285.05 | NP | 144.07 | NP | 2140.98 | 2140.98 |
| MW-25 | 6/25/2020 | 2285.05 | NP | 144.63 | NP | 2140.42 | 2140.42 |
| MW-25 | 7/7/2020 | 2285.05 | NP | 144.88 | NP | 2140.17 | 2140.17 |
| MW-25 | 8/31/2020 | 2285.05 | NP | 146.18 | NP | 2138.87 | 2138.87 |
| MW-25 | 9/16/2020 | 2285.05 | NP | 146.66 | NP | 2138.39 | 2138.39 |
| MW-25 | 10/30/2020 | 2285.05 | NP | 148.18 | NP | 2136.87 | 2136.87 |
| MW-25 | 11/30/2020 | 2285.05 | NP | 149.39 | NP | 2135.66 | 2135.66 |
| MW-25 | 12/31/2020 | 2285.05 | NP | 149.98 | NP | 2135.07 | 2135.07 |
| MW-25 | 1/20/2021 | 2285.05 | NP | 150.53 | NP | 2134.52 | 2134.52 |
| MW-25 | 3/1/2021 | 2285.05 | NP | 151.31 | NP | 2133.74 | 2133.74 |
| MW-25 | 3/27/2021 | 2285.05 | NP | 151.61 | NP | 2133.44 | 2133.44 |
| MW-25 | 4/9/2021 | 2285.05 | NP | 152.60 | NP | 2132.45 | 2132.45 |
| MW-25 | 5/25/2021 | 2285.05 | NP | 152.25 | NP | 2132.80 | 2132.80 |
| MW-25 | 6/15/2021 | 2285.05 | NP | 152.50 | NP | 2132.55 | 2132.55 |
| MW-25 | 7/8/2021 | 2285.05 | NP | 153.03 | NP | 2132.02 | 2132.02 |
| MW-25 | 8/30/2021 | 2285.05 | NP | 152.78 | NP | 2132.27 | 2132.27 |
| MW-25 | 9/28/2021 | 2285.05 | NP | 151.67 | NP | 2133.38 | 2133.38 |
| MW-25 | 10/18/2021 | 2285.05 | NP | 151.51 | NP | 2133.54 | 2133.54 |
| MW-25 | 11/24/2021 | 2285.05 | NP | 151.65 | NP | 2133.40 | 2133.40 |
| MW-25 | 12/21/2021 | 2285.05 | NP | 151.78 | NP | 2133.27 | 2133.27 |
| MW-25 | 1/26/2022 | 2285.05 | NP | 152.03 | NP | 2133.02 | 2133.02 |
| MW-25 | 3/16/2022 | 2285.05 | NP | 152.27 | NP | 2132.78 | 2132.78 |
| MW-25 | 4/6/2022 | 2285.05 | NP | 152.44 | NP | 2132.61 | 2132.61 |
| MW-25 | 5/2/2022 | 2285.05 | NP | 152.77 | NP | 2132.28 | 2132.28 |
| MW-25 | 6/17/2022 | 2285.05 | NP | 153.30 | NP | 2131.75 | 2131.75 |
| MW-25 | 7/15/2022 | 2285.05 | NP | 153.44 | NP | 2131.61 | 2131.61 |
| MW-25 | 8/17/2022 | 2285.05 | NP | 153.82 | NP | 2131.23 | 2131.23 |

| Well ID | Measurement Date | Measuring Point Elevation (ft amsl) | Depth to LNAPL (ft btoc) | Depth to Water (ft btoc) | Apparent LNAPL Thickness (ft) | Uncorrected Groundwater Elevation (ft amsl) | Potentiometric Surface Elevation (ft amsl) |
|---|---|---|---|---|---|---|---|
| MW-25 | 9/8/2022 | 2285.05 | NP | 153.78 | NP | 2131.27 | 2131.27 |
| MW-25 | 10/13/2022 | 2285.05 | NP | 153.27 | NP | 2131.78 | 2131.78 |
| MW-25 | 11/2/2022 | 2285.05 | NP | 152.92 | NP | 2132.13 | 2132.13 |
| MW-25 | 12/12/2022 | 2285.05 | NP | 152.56 | NP | 2132.49 | 2132.49 |
| MW-25 | 1/10/2023 | 2285.05 | NP | 152.52 | NP | 2132.53 | 2132.53 |
| MW-25 | 2/27/2023 | 2285.05 | NP | 152.19 | NP | 2132.86 | 2132.86 |
| MW-25 | 3/27/2023 | 2285.05 | NP | 152.26 | NP | 2132.79 | 2132.79 |
| MW-25 | 4/25/2023 | 2285.05 | NP | 151.56 | NP | 2133.49 | 2133.49 |
| MW-25 | 5/30/2023 | 2285.05 | NP | 151.47 | NP | 2133.58 | 2133.58 |
| MW-25 | 6/6/2023 | 2285.05 | NP | 150.12 | NP | 2134.93 | 2134.93 |
| MW-25 | 8/15/2023 | 2285.05 | NP | 151.11 | NP | 2133.94 | 2133.94 |
| MW-25 | 9/20/2023 | 2285.05 | NP | 151.03 | NP | 2134.02 | 2134.02 |
| MW-25 | 10/31/2023 | 2285.05 | NP | 150.98 | NP | 2134.07 | 2134.07 |
| MW-25 | 11/14/2023 | 2285.05 | NP | 150.89 | NP | 2134.16 | 2134.16 |
| MW-25 | 12/21/2023 | 2285.05 | NP | 150.96 | NP | 2134.09 | 2134.09 |
| MW-25 | 2/28/2024 | 2285.05 | NP | 149.51 | NP | 2135.54 | 2135.54 |
| MW-25 | 3/28/2024 | 2285.05 | NP | 148.86 | NP | 2136.19 | 2136.19 |
| MW-25 | 4/30/2024 | 2285.05 | NP | 148.04 | NP | 2137.01 | 2137.01 |
| MW-25 | 5/23/2024 | 2285.05 | NP | 147.33 | NP | 2137.72 | 2137.72 |
| MW-25 | 6/26/2024 | 2285.05 | NP | 147.33 | NP | 2137.72 | 2137.72 |
| MW-26 | 3/29/2004 | 2286.29 | NP | 142.71 | NP | 2143.58 | 2143.58 |
| MW-26 | 4/5/2004 | 2286.29 | NP | 142.74 | NP | 2143.55 | 2143.55 |
| MW-26 | 4/12/2004 | 2286.29 | NP | 142.75 | NP | 2143.54 | 2143.54 |
| MW-26 | 4/19/2004 | 2286.29 | NP | 142.79 | NP | 2143.50 | 2143.50 |
| MW-26 | 4/26/2004 | 2286.29 | NP | 142.80 | NP | 2143.49 | 2143.49 |
| MW-26 | 5/3/2004 | 2286.29 | NP | 142.81 | NP | 2143.48 | 2143.48 |
| MW-26 | 5/10/2004 | 2286.29 | NP | 142.83 | NP | 2143.46 | 2143.46 |
| MW-26 | 5/17/2004 | 2286.29 | NP | 142.90 | NP | 2143.39 | 2143.39 |
| MW-26 | 5/24/2004 | 2286.29 | NP | 142.90 | NP | 2143.39 | 2143.39 |
| MW-26 | 5/31/2004 | 2286.29 | NP | 142.98 | NP | 2143.31 | 2143.31 |
| MW-26 | 6/7/2004 | 2286.29 | NP | 143.05 | NP | 2143.24 | 2143.24 |
| MW-26 | 6/14/2004 | 2286.29 | NP | 143.15 | NP | 2143.14 | 2143.14 |
| MW-26 | 6/21/2004 | 2286.29 | NP | 143.30 | NP | 2142.99 | 2142.99 |
| MW-26 | 6/28/2004 | 2286.29 | NP | 143.45 | NP | 2142.84 | 2142.84 |
| MW-26 | 7/6/2004 | 2286.29 | NP | 143.58 | NP | 2142.71 | 2142.71 |
| MW-26 | 7/12/2004 | 2286.29 | NP | 143.68 | NP | 2142.61 | 2142.61 |
| MW-26 | 7/19/2004 | 2286.29 | NP | 143.80 | NP | 2142.49 | 2142.49 |
| MW-26 | 7/26/2004 | 2286.29 | NP | 143.90 | NP | 2142.39 | 2142.39 |
| MW-26 | 8/2/2004 | 2286.29 | NP | 144.05 | NP | 2142.24 | 2142.24 |
| MW-26 | 8/9/2004 | 2286.29 | NP | 144.21 | NP | 2142.08 | 2142.08 |
| MW-26 | 8/16/2004 | 2286.29 | NP | 144.34 | NP | 2141.95 | 2141.95 |
| MW-26 | 8/23/2004 | 2286.29 | NP | 144.43 | NP | 2141.86 | 2141.86 |
| MW-26 | 8/30/2004 | 2286.29 | NP | 144.60 | NP | 2141.69 | 2141.69 |
| MW-26 | 9/8/2004 | 2286.29 | NP | 144.68 | NP | 2141.61 | 2141.61 |
| MW-26 | 9/13/2004 | 2286.29 | NP | 144.83 | NP | 2141.46 | 2141.46 |
| MW-26 | 9/20/2004 | 2286.29 | NP | 144.95 | NP | 2141.34 | 2141.34 |

| Well ID | Measurement Date | Measuring Point Elevation (ft amsl) | Depth to LNAPL (ft btoc) | Depth to Water (ft btoc) | Apparent LNAPL Thickness (ft) | Uncorrected Groundwater Elevation (ft amsl) | Potentiometric Surface Elevation (ft amsl) |
|---|---|---|---|---|---|---|---|
| MW-26 | 9/27/2004 | 2286.29 | NP | 145.07 | NP | 2141.22 | 2141.22 |
| MW-26 | 10/4/2004 | 2286.29 | NP | 145.15 | NP | 2141.14 | 2141.14 |
| MW-26 | 10/11/2004 | 2286.29 | NP | 145.27 | NP | 2141.02 | 2141.02 |
| MW-26 | 10/18/2004 | 2286.29 | NP | 145.33 | NP | 2140.96 | 2140.96 |
| MW-26 | 10/25/2004 | 2286.29 | NP | 145.40 | NP | 2140.89 | 2140.89 |
| MW-26 | 11/1/2004 | 2286.29 | NP | 145.51 | NP | 2140.78 | 2140.78 |
| MW-26 | 11/8/2004 | 2286.29 | NP | 145.64 | NP | 2140.65 | 2140.65 |
| MW-26 | 11/15/2004 | 2286.29 | NP | 145.66 | NP | 2140.63 | 2140.63 |
| MW-26 | 11/30/2004 | 2286.29 | NP | 145.75 | NP | 2140.54 | 2140.54 |
| MW-26 | 12/6/2004 | 2286.29 | NP | 146.00 | NP | 2140.29 | 2140.29 |
| MW-26 | 12/13/2004 | 2286.29 | NP | 146.01 | NP | 2140.28 | 2140.28 |
| MW-26 | 12/20/2004 | 2286.29 | NP | 145.99 | NP | 2140.30 | 2140.30 |
| MW-26 | 1/4/2005 | 2286.29 | NP | 146.12 | NP | 2140.17 | 2140.17 |
| MW-26 | 1/10/2005 | 2286.29 | NP | 146.17 | NP | 2140.12 | 2140.12 |
| MW-26 | 1/17/2005 | 2286.29 | NP | 146.12 | NP | 2140.17 | 2140.17 |
| MW-26 | 1/24/2005 | 2286.29 | NP | 146.27 | NP | 2140.02 | 2140.02 |
| MW-26 | 1/31/2005 | 2286.29 | NP | 146.16 | NP | 2140.13 | 2140.13 |
| MW-26 | 2/24/2005 | 2286.29 | NP | 146.10 | NP | 2140.19 | 2140.19 |
| MW-26 | 3/2/2005 | 2286.29 | NP | 146.14 | NP | 2140.15 | 2140.15 |
| MW-26 | 3/7/2005 | 2286.29 | NP | 146.12 | NP | 2140.17 | 2140.17 |
| MW-26 | 3/14/2005 | 2286.29 | NP | 146.12 | NP | 2140.17 | 2140.17 |
| MW-26 | 3/21/2005 | 2286.29 | NP | 146.00 | NP | 2140.29 | 2140.29 |
| MW-26 | 3/27/2005 | 2286.29 | NP | 145.86 | NP | 2140.43 | 2140.43 |
| MW-26 | 4/4/2005 | 2286.29 | NP | 145.89 | NP | 2140.40 | 2140.40 |
| MW-26 | 4/11/2005 | 2286.29 | NP | 145.87 | NP | 2140.42 | 2140.42 |
| MW-26 | 4/18/2005 | 2286.29 | NP | 145.93 | NP | 2140.36 | 2140.36 |
| MW-26 | 4/25/2005 | 2286.29 | NP | 145.90 | NP | 2140.39 | 2140.39 |
| MW-26 | 5/2/2005 | 2286.29 | NP | 145.85 | NP | 2140.44 | 2140.44 |
| MW-26 | 5/10/2005 | 2286.29 | NP | 145.89 | NP | 2140.40 | 2140.40 |
| MW-26 | 5/16/2005 | 2286.29 | NP | 145.90 | NP | 2140.39 | 2140.39 |
| MW-26 | 5/23/2005 | 2286.29 | NP | 146.06 | NP | 2140.23 | 2140.23 |
| MW-26 | 5/30/2005 | 2286.29 | NP | 146.10 | NP | 2140.19 | 2140.19 |
| MW-26 | 6/6/2005 | 2286.29 | NP | 146.20 | NP | 2140.09 | 2140.09 |
| MW-26 | 6/13/2005 | 2286.29 | NP | 146.24 | NP | 2140.05 | 2140.05 |
| MW-26 | 6/20/2005 | 2286.29 | NP | 146.22 | NP | 2140.07 | 2140.07 |
| MW-26 | 6/27/2005 | 2286.29 | NP | 146.34 | NP | 2139.95 | 2139.95 |
| MW-26 | 7/11/2005 | 2286.29 | NP | 146.51 | NP | 2139.78 | 2139.78 |
| MW-26 | 7/18/2005 | 2286.29 | NP | 146.61 | NP | 2139.68 | 2139.68 |
| MW-26 | 7/25/2005 | 2286.29 | NP | 146.67 | NP | 2139.62 | 2139.62 |
| MW-26 | 8/1/2005 | 2286.29 | NP | 146.77 | NP | 2139.52 | 2139.52 |
| MW-26 | 8/8/2005 | 2286.29 | NP | 146.85 | NP | 2139.44 | 2139.44 |
| MW-26 | 8/15/2005 | 2286.29 | NP | 146.84 | NP | 2139.45 | 2139.45 |
| MW-26 | 8/22/2005 | 2286.29 | NP | 146.86 | NP | 2139.43 | 2139.43 |
| MW-26 | 8/29/2005 | 2286.29 | NP | 146.86 | NP | 2139.43 | 2139.43 |
| MW-26 | 9/7/2005 | 2286.29 | NP | 146.71 | NP | 2139.58 | 2139.58 |
| MW-26 | 9/12/2005 | 2286.29 | NP | 146.58 | NP | 2139.71 | 2139.71 |

| Well ID | Measurement Date | Measuring Point Elevation (ft amsl) | Depth to LNAPL (ft btoc) | Depth to Water (ft btoc) | Apparent LNAPL Thickness (ft) | Uncorrected Groundwater Elevation (ft amsl) | Potentiometric Surface Elevation (ft amsl) |
|---|---|---|---|---|---|---|---|
| MW-26 | 9/19/2005 | 2286.29 | NP | 146.37 | NP | 2139.92 | 2139.92 |
| MW-26 | 9/26/2005 | 2286.29 | NP | 146.25 | NP | 2140.04 | 2140.04 |
| MW-26 | 10/3/2005 | 2286.29 | NP | 146.21 | NP | 2140.08 | 2140.08 |
| MW-26 | 10/10/2005 | 2286.29 | NP | 146.29 | NP | 2140.00 | 2140.00 |
| MW-26 | 10/17/2005 | 2286.29 | NP | 146.38 | NP | 2139.91 | 2139.91 |
| MW-26 | 10/24/2005 | 2286.29 | NP | 146.49 | NP | 2139.80 | 2139.80 |
| MW-26 | 10/31/2005 | 2286.29 | NP | 146.62 | NP | 2139.67 | 2139.67 |
| MW-26 | 11/7/2005 | 2286.29 | NP | 146.72 | NP | 2139.57 | 2139.57 |
| MW-26 | 11/14/2005 | 2286.29 | NP | 146.85 | NP | 2139.44 | 2139.44 |
| MW-26 | 11/21/2005 | 2286.29 | NP | 146.93 | NP | 2139.36 | 2139.36 |
| MW-26 | 12/5/2005 | 2286.29 | NP | 147.03 | NP | 2139.26 | 2139.26 |
| MW-26 | 12/19/2005 | 2286.29 | NP | 147.09 | NP | 2139.20 | 2139.20 |
| MW-26 | 1/9/2006 | 2286.29 | NP | 147.26 | NP | 2139.03 | 2139.03 |
| MW-26 | 1/16/2006 | 2286.29 | NP | 147.31 | NP | 2138.98 | 2138.98 |
| MW-26 | 1/30/2006 | 2286.29 | NP | 147.34 | NP | 2138.95 | 2138.95 |
| MW-26 | 2/13/2006 | 2286.29 | NP | 147.72 | NP | 2138.57 | 2138.57 |
| MW-26 | 2/27/2006 | 2286.29 | NP | 147.45 | NP | 2138.84 | 2138.84 |
| MW-26 | 3/6/2006 | 2286.29 | NP | 147.46 | NP | 2138.83 | 2138.83 |
| MW-26 | 3/13/2006 | 2286.29 | NP | 147.50 | NP | 2138.79 | 2138.79 |
| MW-26 | 3/20/2006 | 2286.29 | NP | 147.53 | NP | 2138.76 | 2138.76 |
| MW-26 | 3/27/2006 | 2286.29 | NP | 147.51 | NP | 2138.78 | 2138.78 |
| MW-26 | 4/3/2006 | 2286.29 | NP | 147.53 | NP | 2138.76 | 2138.76 |
| MW-26 | 4/10/2006 | 2286.29 | NP | 147.57 | NP | 2138.72 | 2138.72 |
| MW-26 | 4/17/2006 | 2286.29 | NP | 147.60 | NP | 2138.69 | 2138.69 |
| MW-26 | 4/24/2006 | 2286.29 | NP | 147.65 | NP | 2138.64 | 2138.64 |
| MW-26 | 5/1/2006 | 2286.29 | NP | 147.66 | NP | 2138.63 | 2138.63 |
| MW-26 | 5/15/2006 | 2286.29 | NP | 147.70 | NP | 2138.59 | 2138.59 |
| MW-26 | 5/22/2006 | 2286.29 | NP | 147.75 | NP | 2138.54 | 2138.54 |
| MW-26 | 5/30/2006 | 2286.29 | NP | 147.84 | NP | 2138.45 | 2138.45 |
| MW-26 | 6/5/2006 | 2286.29 | NP | 147.91 | NP | 2138.38 | 2138.38 |
| MW-26 | 6/12/2006 | 2286.29 | NP | 148.00 | NP | 2138.29 | 2138.29 |
| MW-26 | 6/26/2006 | 2286.29 | NP | 148.13 | NP | 2138.16 | 2138.16 |
| MW-26 | 7/10/2006 | 2286.29 | NP | 148.29 | NP | 2138.00 | 2138.00 |
| MW-26 | 8/3/2006 | 2286.29 | NP | 148.50 | NP | 2137.79 | 2137.79 |
| MW-26 | 8/14/2006 | 2286.29 | NP | 148.55 | NP | 2137.74 | 2137.74 |
| MW-26 | 8/23/2006 | 2286.29 | NP | 148.55 | NP | 2137.74 | 2137.74 |
| MW-26 | 9/19/2006 | 2286.29 | NP | 147.76 | NP | 2138.53 | 2138.53 |
| MW-26 | 10/20/2006 | 2286.29 | NP | 147.00 | NP | 2139.29 | 2139.29 |
| MW-26 | 10/30/2006 | 2286.29 | NP | 147.12 | NP | 2139.17 | 2139.17 |
| MW-26 | 11/17/2006 | 2286.29 | NP | 147.27 | NP | 2139.02 | 2139.02 |
| MW-26 | 1/31/2007 | 2286.29 | NP | 148.19 | NP | 2138.10 | 2138.10 |
| MW-26 | 3/1/2007 | 2286.29 | NP | 148.37 | NP | 2137.92 | 2137.92 |
| MW-26 | 3/28/2007 | 2286.29 | NP | 148.57 | NP | 2137.72 | 2137.72 |
| MW-26 | 4/26/2007 | 2286.29 | NP | 148.62 | NP | 2137.67 | 2137.67 |
| MW-26 | 5/28/2007 | 2286.29 | NP | 148.85 | NP | 2137.44 | 2137.44 |
| MW-26 | 6/27/2007 | 2286.29 | NP | 149.18 | NP | 2137.11 | 2137.11 |

| Well ID | Measurement Date | Measuring Point Elevation (ft amsl) | Depth to LNAPL (ft btoc) | Depth to Water (ft btoc) | Apparent LNAPL Thickness (ft) | Uncorrected Groundwater Elevation (ft amsl) | Potentiometric Surface Elevation (ft amsl) |
|---|---|---|---|---|---|---|---|
| MW-26 | 7/23/2007 | 2286.29 | NP | 149.53 | NP | 2136.76 | 2136.76 |
| MW-26 | 8/25/2007 | 2286.29 | NP | 149.51 | NP | 2136.78 | 2136.78 |
| MW-26 | 9/25/2007 | 2286.29 | NP | 148.96 | NP | 2137.33 | 2137.33 |
| MW-26 | 10/22/2007 | 2286.29 | NP | 149.14 | NP | 2137.15 | 2137.15 |
| MW-26 | 11/28/2007 | 2286.29 | NP | 149.69 | NP | 2136.60 | 2136.60 |
| MW-26 | 12/31/2007 | 2286.29 | NP | 149.77 | NP | 2136.52 | 2136.52 |
| MW-26 | 1/26/2008 | 2286.29 | NP | 149.61 | NP | 2136.68 | 2136.68 |
| MW-26 | 2/29/2008 | 2286.29 | NP | 149.51 | NP | 2136.78 | 2136.78 |
| MW-26 | 3/31/2008 | 2286.29 | NP | 149.14 | NP | 2137.15 | 2137.15 |
| MW-26 | 4/21/2008 | 2286.29 | NP | 149.17 | NP | 2137.12 | 2137.12 |
| MW-26 | 5/23/2008 | 2286.29 | NP | 149.55 | NP | 2136.74 | 2136.74 |
| MW-26 | 6/25/2008 | 2286.29 | NP | 149.92 | NP | 2136.37 | 2136.37 |
| MW-26 | 7/28/2008 | 2286.29 | NP | 150.33 | NP | 2135.96 | 2135.96 |
| MW-26 | 8/25/2008 | 2286.29 | NP | 149.71 | NP | 2136.58 | 2136.58 |
| MW-26 | 9/30/2008 | 2286.29 | NP | 148.30 | NP | 2137.99 | 2137.99 |
| MW-26 | 10/13/2008 | 2286.29 | NP | 148.18 | NP | 2138.11 | 2138.11 |
| MW-26 | 11/26/2008 | 2286.29 | NP | 148.46 | NP | 2137.83 | 2137.83 |
| MW-26 | 12/23/2008 | 2286.29 | NP | 148.88 | NP | 2137.41 | 2137.41 |
| MW-26 | 1/26/2009 | 2286.29 | NP | 148.91 | NP | 2137.38 | 2137.38 |
| MW-26 | 2/27/2009 | 2286.29 | NP | 148.89 | NP | 2137.40 | 2137.40 |
| MW-26 | 3/26/2009 | 2286.29 | NP | 148.99 | NP | 2137.30 | 2137.30 |
| MW-26 | 4/27/2009 | 2286.29 | NP | 149.08 | NP | 2137.21 | 2137.21 |
| MW-26 | 5/20/2009 | 2286.29 | NP | 149.44 | NP | 2136.85 | 2136.85 |
| MW-26 | 6/16/2009 | 2286.29 | NP | 149.99 | NP | 2136.30 | 2136.30 |
| MW-26 | 7/20/2009 | 2286.29 | NP | 150.53 | NP | 2135.76 | 2135.76 |
| MW-26 | 8/31/2009 | 2286.29 | NP | 150.97 | NP | 2135.32 | 2135.32 |
| MW-26 | 9/29/2009 | 2286.29 | NP | 151.18 | NP | 2135.11 | 2135.11 |
| MW-26 | 10/22/2009 | 2286.29 | NP | 151.45 | NP | 2134.84 | 2134.84 |
| MW-26 | 11/25/2009 | 2286.29 | NP | 151.81 | NP | 2134.48 | 2134.48 |
| MW-26 | 12/14/2009 | 2286.29 | NP | 151.82 | NP | 2134.47 | 2134.47 |
| MW-26 | 1/18/2010 | 2286.29 | NP | 151.86 | NP | 2134.43 | 2134.43 |
| MW-26 | 2/26/2010 | 2286.29 | NP | 151.97 | NP | 2134.32 | 2134.32 |
| MW-26 | 3/22/2010 | 2286.29 | NP | 151.36 | NP | 2134.93 | 2134.93 |
| MW-26 | 4/12/2010 | 2286.29 | NP | 151.21 | NP | 2135.08 | 2135.08 |
| MW-26 | 5/27/2010 | 2286.29 | NP | 151.40 | NP | 2134.89 | 2134.89 |
| MW-26 | 6/22/2010 | 2286.29 | NP | 151.75 | NP | 2134.54 | 2134.54 |
| MW-26 | 7/12/2010 | 2286.29 | NP | 152.17 | NP | 2134.12 | 2134.12 |
| MW-26 | 8/26/2010 | 2286.29 | NP | 152.63 | NP | 2133.66 | 2133.66 |
| MW-26 | 9/22/2010 | 2286.29 | NP | 152.42 | NP | 2133.87 | 2133.87 |
| MW-26 | 10/5/2010 | 2286.29 | NP | 152.21 | NP | 2134.08 | 2134.08 |
| MW-26 | 10/18/2010 | 2286.29 | NP | 152.17 | NP | 2134.12 | 2134.12 |
| MW-26 | 11/30/2010 | 2286.29 | NP | 152.27 | NP | 2134.02 | 2134.02 |
| MW-26 | 12/21/2010 | 2286.29 | NP | 152.30 | NP | 2133.99 | 2133.99 |
| MW-26 | 1/10/2011 | 2286.29 | NP | 152.31 | NP | 2133.98 | 2133.98 |
| MW-26 | 2/17/2011 | 2286.29 | NP | 152.47 | NP | 2133.82 | 2133.82 |
| MW-26 | 3/25/2011 | 2286.29 | NP | 152.46 | NP | 2133.83 | 2133.83 |

| Well ID | Measurement Date | Measuring Point Elevation (ft amsl) | Depth to LNAPL (ft btoc) | Depth to Water (ft btoc) | Apparent LNAPL Thickness (ft) | Uncorrected Groundwater Elevation (ft amsl) | Potentiometric Surface Elevation (ft amsl) |
|---|---|---|---|---|---|---|---|
| MW-26 | 4/11/2011 | 2286.29 | NP | 152.65 | NP | 2133.64 | 2133.64 |
| MW-26 | 5/9/2011 | 2286.29 | NP | 152.89 | NP | 2133.40 | 2133.40 |
| MW-26 | 6/29/2011 | 2286.29 | NP | 153.73 | NP | 2132.56 | 2132.56 |
| MW-26 | 7/11/2011 | 2286.29 | NP | 153.78 | NP | 2132.51 | 2132.51 |
| MW-26 | 8/31/2011 | 2286.29 | NP | 154.51 | NP | 2131.78 | 2131.78 |
| MW-26 | 9/28/2011 | 2286.29 | NP | 154.63 | NP | 2131.66 | 2131.66 |
| MW-26 | 10/10/2011 | 2286.29 | NP | 154.45 | NP | 2131.84 | 2131.84 |
| MW-26 | 11/16/2011 | 2286.29 | NP | 154.32 | NP | 2131.97 | 2131.97 |
| MW-26 | 12/29/2011 | 2286.29 | NP | 154.26 | NP | 2132.03 | 2132.03 |
| MW-26 | 1/16/2012 | 2286.29 | NP | 154.24 | NP | 2132.05 | 2132.05 |
| MW-26 | 2/28/2012 | 2286.29 | NP | 153.87 | NP | 2132.42 | 2132.42 |
| MW-26 | 3/30/2012 | 2286.29 | NP | 153.94 | NP | 2132.35 | 2132.35 |
| MW-26 | 4/2/2012 | 2286.29 | NP | 154.06 | NP | 2132.23 | 2132.23 |
| MW-26 | 5/30/2012 | 2286.29 | NP | 154.78 | NP | 2131.51 | 2131.51 |
| MW-26 | 6/29/2012 | 2286.29 | NP | 155.07 | NP | 2131.22 | 2131.22 |
| MW-26 | 7/9/2012 | 2286.29 | NP | 155.04 | NP | 2131.25 | 2131.25 |
| MW-26 | 8/29/2012 | 2286.29 | NP | 155.27 | NP | 2131.02 | 2131.02 |
| MW-26 | 9/25/2012 | 2286.29 | NP | 155.10 | NP | 2131.19 | 2131.19 |
| MW-26 | 10/22/2012 | 2286.29 | NP | 155.03 | NP | 2131.26 | 2131.26 |
| MW-26 | 11/15/2012 | 2286.29 | NP | 155.33 | NP | 2130.96 | 2130.96 |
| MW-26 | 12/13/2012 | 2286.29 | NP | 155.46 | NP | 2130.83 | 2130.83 |
| MW-26 | 1/21/2013 | 2286.29 | NP | 155.45 | NP | 2130.84 | 2130.84 |
| MW-26 | 2/13/2013 | 2286.29 | NP | 155.47 | NP | 2130.82 | 2130.82 |
| MW-26 | 3/21/2013 | 2286.29 | NP | 155.33 | NP | 2130.96 | 2130.96 |
| MW-26 | 4/15/2013 | 2286.29 | NP | 155.41 | NP | 2130.88 | 2130.88 |
| MW-26 | 5/23/2013 | 2286.29 | NP | 155.58 | NP | 2130.71 | 2130.71 |
| MW-26 | 6/26/2013 | 2286.29 | NP | 155.91 | NP | 2130.38 | 2130.38 |
| MW-26 | 7/8/2013 | 2286.29 | NP | 156.05 | NP | 2130.24 | 2130.24 |
| MW-26 | 8/8/2013 | 2286.29 | NP | 156.31 | NP | 2129.98 | 2129.98 |
| MW-26 | 9/5/2013 | 2286.29 | NP | 156.42 | NP | 2129.87 | 2129.87 |
| MW-26 | 10/3/2013 | 2286.29 | NP | 156.55 | NP | 2129.74 | 2129.74 |
| MW-26 | 11/27/2013 | 2286.29 | NP | 156.80 | NP | 2129.49 | 2129.49 |
| MW-26 | 12/31/2013 | 2286.29 | NP | 156.73 | NP | 2129.56 | 2129.56 |
| MW-26 | 1/10/2014 | 2286.29 | NP | 156.75 | NP | 2129.54 | 2129.54 |
| MW-26 | 2/18/2014 | 2286.29 | NP | 156.95 | NP | 2129.34 | 2129.34 |
| MW-26 | 3/12/2014 | 2286.29 | NP | 156.92 | NP | 2129.37 | 2129.37 |
| MW-26 | 4/17/2014 | 2286.29 | NP | 157.08 | NP | 2129.21 | 2129.21 |
| MW-26 | 5/22/2014 | 2286.29 | NP | 157.43 | NP | 2128.86 | 2128.86 |
| MW-26 | 6/20/2014 | 2286.29 | NP | 157.76 | NP | 2128.53 | 2128.53 |
| MW-26 | 7/15/2014 | 2286.29 | NP | 158.07 | NP | 2128.22 | 2128.22 |
| MW-26 | 8/14/2014 | 2286.29 | NP | 158.55 | NP | 2127.74 | 2127.74 |
| MW-26 | 9/9/2014 | 2286.29 | NP | 158.65 | NP | 2127.64 | 2127.64 |
| MW-26 | 10/1/2014 | 2286.29 | NP | 158.33 | NP | 2127.96 | 2127.96 |
| MW-26 | 11/18/2014 | 2286.29 | NP | 157.78 | NP | 2128.51 | 2128.51 |
| MW-26 | 12/16/2014 | 2286.29 | NP | 157.54 | NP | 2128.75 | 2128.75 |
| MW-26 | 1/19/2015 | 2286.29 | NP | 157.13 | NP | 2129.16 | 2129.16 |

| Well ID | Measurement Date | Measuring Point Elevation (ft amsl) | Depth to LNAPL (ft btoc) | Depth to Water (ft btoc) | Apparent LNAPL Thickness (ft) | Uncorrected Groundwater Elevation (ft amsl) | Potentiometric Surface Elevation (ft amsl) |
|---|---|---|---|---|---|---|---|
| MW-26 | 2/19/2015 | 2286.29 | NP | 156.83 | NP | 2129.46 | 2129.46 |
| MW-26 | 3/26/2015 | 2286.29 | NP | 156.41 | NP | 2129.88 | 2129.88 |
| MW-26 | 4/16/2015 | 2286.29 | NP | 156.20 | NP | 2130.09 | 2130.09 |
| MW-26 | 5/19/2015 | 2286.29 | NP | 156.29 | NP | 2130.00 | 2130.00 |
| MW-26 | 6/22/2015 | 2286.29 | NP | 156.72 | NP | 2129.57 | 2129.57 |
| MW-26 | 1/5/2016 | 2286.29 | NP | 155.42 | NP | 2130.87 | 2130.87 |
| MW-26 | 2/10/2016 | 2286.29 | NP | 154.91 | NP | 2131.38 | 2131.38 |
| MW-26 | 3/2/2016 | 2286.29 | NP | 154.71 | NP | 2131.58 | 2131.58 |
| MW-26 | 4/4/2016 | 2286.29 | NP | 153.33 | NP | 2132.96 | 2132.96 |
| MW-26 | 5/10/2016 | 2286.29 | NP | 154.21 | NP | 2132.08 | 2132.08 |
| MW-26 | 6/28/2016 | 2286.29 | NP | 154.48 | NP | 2131.81 | 2131.81 |
| MW-26 | 7/26/2016 | 2286.29 | NP | 153.90 | NP | 2132.39 | 2132.39 |
| MW-26 | 8/31/2016 | 2286.29 | NP | 153.87 | NP | 2132.42 | 2132.42 |
| MW-26 | 9/30/2016 | 2286.29 | NP | 153.97 | NP | 2132.32 | 2132.32 |
| MW-26 | 10/12/2016 | 2286.29 | NP | 154.00 | NP | 2132.29 | 2132.29 |
| MW-26 | 11/21/2016 | 2286.29 | NP | 153.70 | NP | 2132.59 | 2132.59 |
| MW-26 | 12/27/2016 | 2286.29 | NP | 153.37 | NP | 2132.92 | 2132.92 |
| MW-26 | 1/25/2017 | 2286.29 | NP | 153.36 | NP | 2132.93 | 2132.93 |
| MW-26 | 2/28/2017 | 2286.29 | NP | 152.65 | NP | 2133.64 | 2133.64 |
| MW-26 | 3/31/2017 | 2286.29 | NP | 152.46 | NP | 2133.83 | 2133.83 |
| MW-26 | 4/21/2017 | 2286.29 | NP | 152.18 | NP | 2134.11 | 2134.11 |
| MW-26 | 5/16/2017 | 2286.29 | NP | 152.13 | NP | 2134.16 | 2134.16 |
| MW-26 | 6/13/2017 | 2286.29 | NP | 152.22 | NP | 2134.07 | 2134.07 |
| MW-26 | 7/11/2017 | 2286.29 | NP | 152.47 | NP | 2133.82 | 2133.82 |
| MW-26 | 8/17/2017 | 2286.29 | NP | 151.78 | NP | 2134.51 | 2134.51 |
| MW-26 | 9/20/2017 | 2286.29 | NP | 150.74 | NP | 2135.55 | 2135.55 |
| MW-26 | 10/26/2017 | 2286.29 | NP | 150.54 | NP | 2135.75 | 2135.75 |
| MW-26 | 11/30/2017 | 2286.29 | NP | 150.42 | NP | 2135.87 | 2135.87 |
| MW-26 | 12/12/2017 | 2286.29 | NP | 150.39 | NP | 2135.90 | 2135.90 |
| MW-26 | 1/31/2018 | 2286.29 | NP | 150.11 | NP | 2136.18 | 2136.18 |
| MW-26 | 2/21/2018 | 2286.29 | NP | 149.88 | NP | 2136.41 | 2136.41 |
| MW-26 | 3/26/2018 | 2286.29 | NP | 149.62 | NP | 2136.67 | 2136.67 |
| MW-26 | 4/10/2018 | 2286.29 | NP | 149.73 | NP | 2136.56 | 2136.56 |
| MW-26 | 5/23/2018 | 2286.29 | NP | 149.41 | NP | 2136.88 | 2136.88 |
| MW-26 | 6/27/2018 | 2286.29 | NP | 147.43 | NP | 2138.86 | 2138.86 |
| MW-26 | 7/16/2018 | 2286.29 | NP | 149.20 | NP | 2137.09 | 2137.09 |
| MW-26 | 8/23/2018 | 2286.29 | NP | 149.35 | NP | 2136.94 | 2136.94 |
| MW-26 | 9/27/2018 | 2286.29 | NP | 148.65 | NP | 2137.64 | 2137.64 |
| MW-26 | 10/22/2018 | 2286.29 | NP | 148.20 | NP | 2138.09 | 2138.09 |
| MW-26 | 11/28/2018 | 2286.29 | NP | 147.32 | NP | 2138.97 | 2138.97 |
| MW-26 | 12/27/2018 | 2286.29 | NP | 147.00 | NP | 2139.29 | 2139.29 |
| MW-26 | 1/16/2019 | 2286.29 | NP | 146.97 | NP | 2139.32 | 2139.32 |
| MW-26 | 2/26/2019 | 2286.29 | NP | 146.30 | NP | 2139.99 | 2139.99 |
| MW-26 | 3/27/2019 | 2286.29 | NP | 144.96 | NP | 2141.33 | 2141.33 |
| MW-26 | 4/9/2019 | 2286.29 | NP | 145.76 | NP | 2140.53 | 2140.53 |
| MW-26 | 5/8/2019 | 2286.29 | NP | 145.42 | NP | 2140.87 | 2140.87 |

| Well ID | Measurement Date | Measuring Point Elevation (ft amsl) | Depth to LNAPL (ft btoc) | Depth to Water (ft btoc) | Apparent LNAPL Thickness (ft) | Uncorrected Groundwater Elevation (ft amsl) | Potentiometric Surface Elevation (ft amsl) |
|---|---|---|---|---|---|---|---|
| MW-26 | 6/20/2019 | 2286.29 | NP | 145.43 | NP | 2140.86 | 2140.86 |
| MW-26 | 7/25/2019 | 2286.29 | NP | 145.67 | NP | 2140.62 | 2140.62 |
| MW-26 | 8/18/2019 | 2286.29 | NP | 145.98 | NP | 2140.31 | 2140.31 |
| MW-26 | 9/24/2019 | 2286.29 | NP | 146.44 | NP | 2139.85 | 2139.85 |
| MW-26 | 10/17/2019 | 2286.29 | NP | 146.63 | NP | 2139.66 | 2139.66 |
| MW-26 | 11/27/2019 | 2286.29 | NP | 146.76 | NP | 2139.53 | 2139.53 |
| MW-26 | 12/17/2019 | 2286.29 | NP | 146.70 | NP | 2139.59 | 2139.59 |
| MW-26 | 1/24/2020 | 2286.29 | NP | 146.19 | NP | 2140.10 | 2140.10 |
| MW-26 | 2/16/2020 | 2286.29 | NP | 145.74 | NP | 2140.55 | 2140.55 |
| MW-26 | 3/10/2020 | 2286.29 | NP | 145.71 | NP | 2140.58 | 2140.58 |
| MW-26 | 4/2/2020 | 2286.29 | NP | 145.72 | NP | 2140.57 | 2140.57 |
| MW-26 | 5/18/2020 | 2286.29 | NP | 146.03 | NP | 2140.26 | 2140.26 |
| MW-26 | 6/25/2020 | 2286.29 | NP | 146.63 | NP | 2139.66 | 2139.66 |
| MW-26 | 7/7/2020 | 2286.29 | NP | 146.89 | NP | 2139.40 | 2139.40 |
| MW-26 | 8/31/2020 | 2286.29 | NP | 148.28 | NP | 2138.01 | 2138.01 |
| MW-26 | 9/16/2020 | 2286.29 | NP | 148.81 | NP | 2137.48 | 2137.48 |
| MW-26 | 10/30/2020 | 2286.29 | NP | 150.37 | NP | 2135.92 | 2135.92 |
| MW-26 | 11/30/2020 | 2286.29 | NP | 151.62 | NP | 2134.67 | 2134.67 |
| MW-26 | 12/31/2020 | 2286.29 | NP | 152.23 | NP | 2134.06 | 2134.06 |
| MW-26 | 1/20/2021 | 2286.29 | NP | 152.79 | NP | 2133.50 | 2133.50 |
| MW-26 | 3/1/2021 | 2286.29 | NP | 153.55 | NP | 2132.74 | 2132.74 |
| MW-26 | 3/27/2021 | 2286.29 | NP | 153.84 | NP | 2132.45 | 2132.45 |
| MW-26 | 4/9/2021 | 2286.29 | NP | 153.84 | NP | 2132.45 | 2132.45 |
| MW-26 | 5/25/2021 | 2286.29 | NP | 154.50 | NP | 2131.79 | 2131.79 |
| MW-26 | 6/15/2021 | 2286.29 | NP | 154.76 | NP | 2131.53 | 2131.53 |
| MW-26 | 7/8/2021 | 2286.29 | NP | 155.26 | NP | 2131.03 | 2131.03 |
| MW-26 | 8/30/2021 | 2286.29 | NP | 155.12 | NP | 2131.17 | 2131.17 |
| MW-26 | 9/28/2021 | 2286.29 | NP | 153.96 | NP | 2132.33 | 2132.33 |
| MW-26 | 10/18/2021 | 2286.29 | NP | 153.73 | NP | 2132.56 | 2132.56 |
| MW-26 | 11/24/2021 | 2286.29 | NP | 153.86 | NP | 2132.43 | 2132.43 |
| MW-26 | 12/21/2021 | 2286.29 | NP | 153.98 | NP | 2132.31 | 2132.31 |
| MW-26 | 1/26/2022 | 2286.29 | NP | 154.23 | NP | 2132.06 | 2132.06 |
| MW-26 | 2/21/2022 | 2286.29 | NP | 154.44 | NP | 2131.85 | 2131.85 |
| MW-26 | 3/16/2022 | 2286.29 | NP | 154.48 | NP | 2131.81 | 2131.81 |
| MW-26 | 4/6/2022 | 2286.29 | NP | 154.63 | NP | 2131.66 | 2131.66 |
| MW-26 | 5/2/2022 | 2286.29 | NP | 155.02 | NP | 2131.27 | 2131.27 |
| MW-26 | 6/17/2022 | 2286.29 | NP | 155.55 | NP | 2130.74 | 2130.74 |
| MW-26 | 7/15/2022 | 2286.29 | NP | 155.67 | NP | 2130.62 | 2130.62 |
| MW-26 | 8/17/2022 | 2286.29 | NP | 156.09 | NP | 2130.20 | 2130.20 |
| MW-26 | 9/8/2022 | 2286.29 | NP | 156.10 | NP | 2130.19 | 2130.19 |
| MW-26 | 10/13/2022 | 2286.29 | NP | 155.53 | NP | 2130.76 | 2130.76 |
| MW-26 | 11/2/2022 | 2286.29 | NP | 155.20 | NP | 2131.09 | 2131.09 |
| MW-26 | 12/12/2022 | 2286.29 | NP | 154.80 | NP | 2131.49 | 2131.49 |
| MW-26 | 1/10/2023 | 2286.29 | NP | 154.75 | NP | 2131.54 | 2131.54 |
| MW-26 | 2/27/2023 | 2286.29 | NP | 154.45 | NP | 2131.84 | 2131.84 |
| MW-26 | 3/27/2023 | 2286.29 | NP | 154.50 | NP | 2131.79 | 2131.79 |

| Well ID | Measurement Date | Measuring Point Elevation (ft amsl) | Depth to LNAPL (ft btoc) | Depth to Water (ft btoc) | Apparent LNAPL Thickness (ft) | Uncorrected Groundwater Elevation (ft amsl) | Potentiometric Surface Elevation (ft amsl) |
|---|---|---|---|---|---|---|---|
| MW-26 | 4/25/2023 | 2286.29 | NP | 155.62 | NP | 2130.67 | 2130.67 |
| MW-26 | 5/30/2023 | 2286.29 | NP | 156.43 | NP | 2129.86 | 2129.86 |
| MW-26 | 6/6/2023 | 2286.29 | NP | 155.18 | NP | 2131.11 | 2131.11 |
| MW-26 | 8/15/2023 | 2286.29 | NP | 153.25 | NP | 2133.04 | 2133.04 |
| MW-26 | 9/20/2023 | 2286.29 | NP | 153.24 | NP | 2133.05 | 2133.05 |
| MW-26 | 10/31/2023 | 2286.29 | NP | 153.01 | NP | 2133.28 | 2133.28 |
| MW-26 | 11/14/2023 | 2286.29 | NP | 152.94 | NP | 2133.35 | 2133.35 |
| MW-26 | 12/21/2023 | 2286.29 | NP | 153.11 | NP | 2133.18 | 2133.18 |
| MW-26 | 2/28/2024 | 2286.29 | NP | 151.73 | NP | 2134.56 | 2134.56 |
| MW-26 | 3/28/2024 | 2286.29 | NP | 150.99 | NP | 2135.30 | 2135.30 |
| MW-26 | 4/30/2024 | 2286.29 | NP | 149.82 | NP | 2136.47 | 2136.47 |
| MW-26 | 5/23/2024 | 2286.29 | NP | 149.18 | NP | 2137.11 | 2137.11 |
| MW-26 | 6/26/2024 | 2286.29 | NP | 149.41 | NP | 2136.88 | 2136.88 |
| MW-27 | 12/31/2013 | 2291.12 | NP | 169.18 | NP | 2121.94 | 2121.94 |
| MW-27 | 1/10/2014 | 2291.12 | NP | 169.22 | NP | 2121.90 | 2121.90 |
| MW-27 | 2/18/2014 | 2291.12 | NP | 169.33 | NP | 2121.79 | 2121.79 |
| MW-27 | 3/12/2014 | 2291.12 | NP | 169.25 | NP | 2121.87 | 2121.87 |
| MW-27 | 4/17/2014 | 2291.12 | NP | 170.48 | NP | 2120.64 | 2120.64 |
| MW-27 | 5/22/2014 | 2291.12 | NP | 169.93 | NP | 2121.19 | 2121.19 |
| MW-27 | 6/20/2014 | 2291.12 | NP | 170.29 | NP | 2120.83 | 2120.83 |
| MW-27 | 7/15/2014 | 2291.12 | NP | 170.74 | NP | 2120.38 | 2120.38 |
| MW-27 | 8/14/2014 | 2291.12 | NP | 171.37 | NP | 2119.75 | 2119.75 |
| MW-27 | 9/10/2014 | 2291.12 | NP | 171.67 | NP | 2119.45 | 2119.45 |
| MW-27 | 10/1/2014 | 2291.12 | NP | 171.63 | NP | 2119.49 | 2119.49 |
| MW-27 | 11/18/2014 | 2291.12 | NP | 170.93 | NP | 2120.19 | 2120.19 |
| MW-27 | 12/16/2014 | 2291.12 | NP | 170.35 | NP | 2120.77 | 2120.77 |
| MW-27 | 1/19/2015 | 2291.12 | NP | 170.55 | NP | 2120.57 | 2120.57 |
| MW-27 | 2/19/2015 | 2291.12 | NP | 169.13 | NP | 2121.99 | 2121.99 |
| MW-27 | 3/26/2015 | 2291.12 | NP | 168.53 | NP | 2122.59 | 2122.59 |
| MW-27 | 4/16/2015 | 2291.12 | NP | 168.26 | NP | 2122.86 | 2122.86 |
| MW-27 | 5/19/2015 | 2291.12 | NP | 168.12 | NP | 2123.00 | 2123.00 |
| MW-27 | 6/22/2015 | 2291.12 | NP | 168.45 | NP | 2122.67 | 2122.67 |
| MW-27 | 1/5/2016 | 2291.12 | NP | 167.07 | NP | 2124.05 | 2124.05 |
| MW-27 | 2/10/2016 | 2291.12 | NP | 166.30 | NP | 2124.82 | 2124.82 |
| MW-27 | 3/2/2016 | 2291.12 | NP | 166.10 | NP | 2125.02 | 2125.02 |
| MW-27 | 4/5/2016 | 2291.12 | NP | 164.78 | NP | 2126.34 | 2126.34 |
| MW-27 | 5/10/2016 | 2291.12 | NP | 165.40 | NP | 2125.72 | 2125.72 |
| MW-27 | 6/28/2016 | 2291.12 | NP | 165.79 | NP | 2125.33 | 2125.33 |
| MW-27 | 7/27/2016 | 2291.12 | NP | 165.40 | NP | 2125.72 | 2125.72 |
| MW-27 | 8/31/2016 | 2291.12 | NP | 165.61 | NP | 2125.51 | 2125.51 |
| MW-27 | 9/30/2016 | 2291.12 | NP | 166.15 | NP | 2124.97 | 2124.97 |
| MW-27 | 10/11/2016 | 2291.12 | NP | 166.16 | NP | 2124.96 | 2124.96 |
| MW-27 | 11/21/2016 | 2291.12 | NP | 165.33 | NP | 2125.79 | 2125.79 |
| MW-27 | 12/27/2016 | 2291.12 | NP | 164.88 | NP | 2126.24 | 2126.24 |
| MW-27 | 1/24/2017 | 2291.12 | NP | 165.56 | NP | 2125.56 | 2125.56 |
| MW-27 | 2/28/2017 | 2291.12 | NP | 163.80 | NP | 2127.32 | 2127.32 |

| Well ID | Measurement Date | Measuring Point Elevation (ft amsl) | Depth to LNAPL (ft btoc) | Depth to Water (ft btoc) | Apparent LNAPL Thickness (ft) | Uncorrected Groundwater Elevation (ft amsl) | Potentiometric Surface Elevation (ft amsl) |
|---|---|---|---|---|---|---|---|
| MW-27 | 3/31/2017 | 2291.12 | NP | 163.27 | NP | 2127.85 | 2127.85 |
| MW-27 | 4/21/2017 | 2291.12 | NP | 162.93 | NP | 2128.19 | 2128.19 |
| MW-27 | 5/16/2017 | 2291.12 | NP | 162.73 | NP | 2128.39 | 2128.39 |
| MW-27 | 6/13/2017 | 2291.12 | NP | 162.80 | NP | 2128.32 | 2128.32 |
| MW-27 | 7/12/2017 | 2291.12 | NP | 163.16 | NP | 2127.96 | 2127.96 |
| MW-27 | 8/17/2017 | 2291.12 | NP | 162.98 | NP | 2128.14 | 2128.14 |
| MW-27 | 9/20/2017 | 2291.12 | NP | 162.26 | NP | 2128.86 | 2128.86 |
| MW-27 | 10/26/2017 | 2291.12 | NP | 161.88 | NP | 2129.24 | 2129.24 |
| MW-27 | 11/30/2017 | 2291.12 | NP | 161.52 | NP | 2129.60 | 2129.60 |
| MW-27 | 12/12/2017 | 2291.12 | NP | 161.43 | NP | 2129.69 | 2129.69 |
| MW-27 | 1/31/2018 | 2291.12 | NP | 160.81 | NP | 2130.31 | 2130.31 |
| MW-27 | 2/21/2018 | 2291.12 | NP | 160.38 | NP | 2130.74 | 2130.74 |
| MW-27 | 3/26/2018 | 2291.12 | NP | 159.92 | NP | 2131.20 | 2131.20 |
| MW-27 | 4/10/2018 | 2291.12 | NP | 163.15 | NP | 2127.97 | 2127.97 |
| MW-27 | 5/23/2018 | 2291.12 | NP | 159.39 | NP | 2131.73 | 2131.73 |
| MW-27 | 6/27/2018 | 2291.12 | NP | 149.35 | NP | 2141.77 | 2141.77 |
| MW-27 | 7/16/2018 | 2291.12 | NP | 159.13 | NP | 2131.99 | 2131.99 |
| MW-27 | 8/23/2018 | 2291.12 | NP | 159.37 | NP | 2131.75 | 2131.75 |
| MW-27 | 9/27/2018 | 2291.12 | NP | 158.86 | NP | 2132.26 | 2132.26 |
| MW-27 | 10/22/2018 | 2291.12 | NP | 158.44 | NP | 2132.68 | 2132.68 |
| MW-27 | 11/28/2018 | 2291.12 | NP | 157.44 | NP | 2133.68 | 2133.68 |
| MW-27 | 12/27/2018 | 2291.12 | NP | 156.93 | NP | 2134.19 | 2134.19 |
| MW-27 | 1/16/2019 | 2291.12 | NP | 156.72 | NP | 2134.40 | 2134.40 |
| MW-27 | 2/26/2019 | 2291.12 | NP | 155.70 | NP | 2135.42 | 2135.42 |
| MW-27 | 3/27/2019 | 2291.12 | NP | 155.29 | NP | 2135.83 | 2135.83 |
| MW-27 | 4/9/2019 | 2291.12 | NP | 155.04 | NP | 2136.08 | 2136.08 |
| MW-27 | 5/8/2019 | 2291.12 | NP | 154.73 | NP | 2136.39 | 2136.39 |
| MW-27 | 6/20/2019 | 2291.12 | NP | 154.86 | NP | 2136.26 | 2136.26 |
| MW-27 | 7/25/2019 | 2291.12 | NP | 155.58 | NP | 2135.54 | 2135.54 |
| MW-27 | 8/18/2019 | 2291.12 | NP | 156.24 | NP | 2134.88 | 2134.88 |
| MW-27 | 9/24/2019 | 2291.12 | NP | 157.35 | NP | 2133.77 | 2133.77 |
| MW-27 | 10/17/2019 | 2291.12 | NP | 159.40 | NP | 2131.72 | 2131.72 |
| MW-27 | 11/27/2019 | 2291.12 | NP | 157.73 | NP | 2133.39 | 2133.39 |
| MW-27 | 12/17/2019 | 2291.12 | NP | 157.67 | NP | 2133.45 | 2133.45 |
| MW-27 | 1/24/2020 | 2291.12 | NP | 157.20 | NP | 2133.92 | 2133.92 |
| MW-27 | 2/16/2020 | 2291.12 | NP | 156.55 | NP | 2134.57 | 2134.57 |
| MW-27 | 3/10/2020 | 2291.12 | NP | 156.51 | NP | 2134.61 | 2134.61 |
| MW-27 | 4/2/2020 | 2291.12 | NP | 156.30 | NP | 2134.82 | 2134.82 |
| MW-27 | 5/18/2020 | 2291.12 | NP | 156.78 | NP | 2134.34 | 2134.34 |
| MW-27 | 6/25/2020 | 2291.12 | NP | 157.91 | NP | 2133.21 | 2133.21 |
| MW-27 | 7/7/2020 | 2291.12 | NP | 158.32 | NP | 2132.80 | 2132.80 |
| MW-27 | 8/31/2020 | 2291.12 | NP | 160.71 | NP | 2130.41 | 2130.41 |
| MW-27 | 9/16/2020 | 2291.12 | NP | 161.56 | NP | 2129.56 | 2129.56 |
| MW-27 | 10/30/2020 | 2291.12 | NP | 164.09 | NP | 2127.03 | 2127.03 |
| MW-27 | 11/30/2020 | 2291.12 | NP | 165.58 | NP | 2125.54 | 2125.54 |
| MW-27 | 12/31/2020 | 2291.12 | NP | 166.47 | NP | 2124.65 | 2124.65 |

| Well ID | Measurement Date | Measuring Point Elevation (ft amsl) | Depth to LNAPL (ft btoc) | Depth to Water (ft btoc) | Apparent LNAPL Thickness (ft) | Uncorrected Groundwater Elevation (ft amsl) | Potentiometric Surface Elevation (ft amsl) |
|---|---|---|---|---|---|---|---|
| MW-27 | 1/20/2021 | 2291.12 | NP | 166.93 | NP | 2124.19 | 2124.19 |
| MW-27 | 3/1/2021 | 2291.12 | NP | 167.41 | NP | 2123.71 | 2123.71 |
| MW-27 | 3/27/2021 | 2291.12 | NP | 167.45 | NP | 2123.67 | 2123.67 |
| MW-27 | 4/9/2021 | 2291.12 | NP | 167.38 | NP | 2123.74 | 2123.74 |
| MW-27 | 5/25/2021 | 2291.12 | NP | 168.01 | NP | 2123.11 | 2123.11 |
| MW-27 | 6/15/2021 | 2291.12 | NP | 168.37 | NP | 2122.75 | 2122.75 |
| MW-27 | 7/8/2021 | 2291.12 | NP | 169.04 | NP | 2122.08 | 2122.08 |
| MW-27 | 8/30/2021 | 2291.12 | NP | 169.63 | NP | 2121.49 | 2121.49 |
| MW-27 | 9/28/2021 | 2291.12 | NP | 158.68 | NP | 2132.44 | 2132.44 |
| MW-27 | 10/18/2021 | 2291.12 | NP | 168.22 | NP | 2122.90 | 2122.90 |
| MW-27 | 11/24/2021 | 2291.12 | NP | 167.97 | NP | 2123.15 | 2123.15 |
| MW-27 | 12/21/2021 | 2291.12 | NP | 168.03 | NP | 2123.09 | 2123.09 |
| MW-27 | 1/26/2022 | 2291.12 | NP | 168.30 | NP | 2122.82 | 2122.82 |
| MW-27 | 3/16/2022 | 2291.12 | NP | 168.47 | NP | 2122.65 | 2122.65 |
| MW-27 | 4/6/2022 | 2291.12 | NP | 168.52 | NP | 2122.60 | 2122.60 |
| MW-27 | 5/2/2022 | 2291.12 | NP | 169.04 | NP | 2122.08 | 2122.08 |
| MW-27 | 6/17/2022 | 2291.12 | NP | 169.80 | NP | 2121.32 | 2121.32 |
| MW-27 | 7/15/2022 | 2291.12 | NP | 170.19 | NP | 2120.93 | 2120.93 |
| MW-27 | 8/17/2022 | 2291.12 | NP | 170.56 | NP | 2120.56 | 2120.56 |
| MW-27 | 9/8/2022 | 2291.12 | NP | 170.64 | NP | 2120.48 | 2120.48 |
| MW-27 | 10/13/2022 | 2291.12 | NP | 170.21 | NP | 2120.91 | 2120.91 |
| MW-27 | 11/2/2022 | 2291.12 | NP | 169.85 | NP | 2121.27 | 2121.27 |
| MW-27 | 12/12/2022 | 2291.12 | NP | 169.24 | NP | 2121.88 | 2121.88 |
| MW-27 | 1/10/2023 | 2291.12 | NP | 169.12 | NP | 2122.00 | 2122.00 |
| MW-27 | 2/27/2023 | 2291.12 | NP | 168.50 | NP | 2122.62 | 2122.62 |
| MW-27 | 3/27/2023 | 2291.12 | NP | 168.27 | NP | 2122.85 | 2122.85 |
| MW-27 | 4/25/2023 | 2291.12 | NP | 167.58 | NP | 2123.54 | 2123.54 |
| MW-27 | 5/30/2023 | 2291.12 | NP | 167.40 | NP | 2123.72 | 2123.72 |
| MW-27 | 6/6/2023 | 2291.12 | NP | 166.89 | NP | 2124.23 | 2124.23 |
| MW-27 | 8/15/2023 | 2291.12 | NP | 166.92 | NP | 2124.20 | 2124.20 |
| MW-27 | 9/20/2023 | 2291.12 | NP | 166.79 | NP | 2124.33 | 2124.33 |
| MW-27 | 10/31/2023 | 2291.12 | NP | 166.31 | NP | 2124.81 | 2124.81 |
| MW-27 | 11/14/2023 | 2291.12 | NP | 166.25 | NP | 2124.87 | 2124.87 |
| MW-27 | 12/21/2023 | 2291.12 | NP | 166.48 | NP | 2124.64 | 2124.64 |
| MW-27 | 2/28/2024 | 2291.12 | NP | 164.80 | NP | 2126.32 | 2126.32 |
| MW-27 | 3/28/2024 | 2291.12 | NP | 164.90 | NP | 2126.22 | 2126.22 |
| MW-27 | 4/30/2024 | 2291.12 | NP | 162.96 | NP | 2128.16 | 2128.16 |
| MW-27 | 5/23/2024 | 2291.12 | NP | 162.85 | NP | 2128.27 | 2128.27 |
| MW-27 | 6/26/2024 | 2291.12 | NP | 161.88 | NP | 2129.24 | 2129.24 |
| MW-28 | 12/31/2013 | 2284.40 | NP | 164.30 | NP | 2120.10 | 2120.10 |
| MW-28 | 1/10/2014 | 2284.40 | NP | 164.32 | NP | 2120.08 | 2120.08 |
| MW-28 | 2/18/2014 | 2284.40 | NP | 164.44 | NP | 2119.96 | 2119.96 |
| MW-28 | 3/12/2014 | 2284.40 | NP | 164.33 | NP | 2120.07 | 2120.07 |
| MW-28 | 4/17/2014 | 2284.40 | NP | 164.62 | NP | 2119.78 | 2119.78 |
| MW-28 | 5/22/2014 | 2284.40 | NP | 165.15 | NP | 2119.25 | 2119.25 |
| MW-28 | 6/20/2014 | 2284.40 | NP | 165.59 | NP | 2118.81 | 2118.81 |

| Well ID | Measurement Date | Measuring Point Elevation (ft amsl) | Depth to LNAPL (ft btoc) | Depth to Water (ft btoc) | Apparent LNAPL Thickness (ft) | Uncorrected Groundwater Elevation (ft amsl) | Potentiometric Surface Elevation (ft amsl) |
|---|---|---|---|---|---|---|---|
| MW-28 | 7/15/2014 | 2284.40 | NP | 166.10 | NP | 2118.30 | 2118.30 |
| MW-28 | 8/14/2014 | 2284.40 | NP | 166.75 | NP | 2117.65 | 2117.65 |
| MW-28 | 9/10/2014 | 2284.40 | NP | 167.01 | NP | 2117.39 | 2117.39 |
| MW-28 | 10/1/2014 | 2284.40 | NP | 167.00 | NP | 2117.40 | 2117.40 |
| MW-28 | 11/18/2014 | 2284.40 | NP | 166.15 | NP | 2118.25 | 2118.25 |
| MW-28 | 12/16/2014 | 2284.40 | NP | 165.46 | NP | 2118.94 | 2118.94 |
| MW-28 | 1/19/2015 | 2284.40 | NP | 165.70 | NP | 2118.70 | 2118.70 |
| MW-28 | 2/19/2015 | 2284.40 | NP | 164.10 | NP | 2120.30 | 2120.30 |
| MW-28 | 3/26/2015 | 2284.40 | NP | 163.49 | NP | 2120.91 | 2120.91 |
| MW-28 | 4/16/2015 | 2284.40 | NP | 163.20 | NP | 2121.20 | 2121.20 |
| MW-28 | 5/19/2015 | 2284.40 | NP | 163.06 | NP | 2121.34 | 2121.34 |
| MW-28 | 6/22/2015 | 2284.40 | NP | 163.46 | NP | 2120.94 | 2120.94 |
| MW-28 | 1/5/2016 | 2284.40 | NP | 161.87 | NP | 2122.53 | 2122.53 |
| MW-28 | 2/10/2016 | 2284.40 | NP | 161.03 | NP | 2123.37 | 2123.37 |
| MW-28 | 3/2/2016 | 2284.40 | NP | 160.83 | NP | 2123.57 | 2123.57 |
| MW-28 | 4/5/2016 | 2284.40 | NP | 159.50 | NP | 2124.90 | 2124.90 |
| MW-28 | 5/10/2016 | 2284.40 | NP | 160.18 | NP | 2124.22 | 2124.22 |
| MW-28 | 6/28/2016 | 2284.40 | NP | 160.71 | NP | 2123.69 | 2123.69 |
| MW-28 | 7/27/2016 | 2284.40 | NP | 160.42 | NP | 2123.98 | 2123.98 |
| MW-28 | 8/31/2016 | 2284.40 | NP | 160.68 | NP | 2123.72 | 2123.72 |
| MW-28 | 9/30/2016 | 2284.40 | NP | 161.13 | NP | 2123.27 | 2123.27 |
| MW-28 | 10/11/2016 | 2284.40 | NP | 161.15 | NP | 2123.25 | 2123.25 |
| MW-28 | 11/21/2016 | 2284.40 | NP | 160.19 | NP | 2124.21 | 2124.21 |
| MW-28 | 12/27/2016 | 2284.40 | NP | 159.66 | NP | 2124.74 | 2124.74 |
| MW-28 | 1/24/2017 | 2284.40 | NP | 159.38 | NP | 2125.02 | 2125.02 |
| MW-28 | 2/28/2017 | 2284.40 | NP | 158.52 | NP | 2125.88 | 2125.88 |
| MW-28 | 3/31/2017 | 2284.40 | NP | 157.87 | NP | 2126.53 | 2126.53 |
| MW-28 | 4/21/2017 | 2284.40 | NP | 157.53 | NP | 2126.87 | 2126.87 |
| MW-28 | 5/16/2017 | 2284.40 | NP | 157.34 | NP | 2127.06 | 2127.06 |
| MW-28 | 6/13/2017 | 2284.40 | NP | 157.53 | NP | 2126.87 | 2126.87 |
| MW-28 | 7/12/2017 | 2284.40 | NP | 157.93 | NP | 2126.47 | 2126.47 |
| MW-28 | 8/17/2017 | 2284.40 | NP | 157.73 | NP | 2126.67 | 2126.67 |
| MW-28 | 9/20/2017 | 2284.40 | NP | 157.03 | NP | 2127.37 | 2127.37 |
| MW-28 | 10/26/2017 | 2284.40 | NP | 156.70 | NP | 2127.70 | 2127.70 |
| MW-28 | 11/30/2017 | 2284.40 | NP | 156.44 | NP | 2127.96 | 2127.96 |
| MW-28 | 12/12/2017 | 2284.40 | NP | 156.32 | NP | 2128.08 | 2128.08 |
| MW-28 | 1/31/2018 | 2284.40 | NP | 155.45 | NP | 2128.95 | 2128.95 |
| MW-28 | 2/21/2018 | 2284.40 | NP | 155.05 | NP | 2129.35 | 2129.35 |
| MW-28 | 3/26/2018 | 2284.40 | NP | 154.52 | NP | 2129.88 | 2129.88 |
| MW-28 | 4/10/2018 | 2284.40 | NP | 157.43 | NP | 2126.97 | 2126.97 |
| MW-28 | 5/23/2018 | 2284.40 | NP | 153.98 | NP | 2130.42 | 2130.42 |
| MW-28 | 6/27/2018 | 2284.40 | NP | 159.15 | NP | 2125.25 | 2125.25 |
| MW-28 | 7/16/2018 | 2284.40 | NP | 153.73 | NP | 2130.67 | 2130.67 |
| MW-28 | 8/23/2018 | 2284.40 | NP | 154.01 | NP | 2130.39 | 2130.39 |
| MW-28 | 9/27/2018 | 2284.40 | NP | 153.46 | NP | 2130.94 | 2130.94 |
| MW-28 | 10/22/2018 | 2284.40 | NP | 153.01 | NP | 2131.39 | 2131.39 |

| Well ID | Measurement Date | Measuring Point Elevation (ft amsl) | Depth to LNAPL (ft btoc) | Depth to Water (ft btoc) | Apparent LNAPL Thickness (ft) | Uncorrected Groundwater Elevation (ft amsl) | Potentiometric Surface Elevation (ft amsl) |
|---|---|---|---|---|---|---|---|
| MW-28 | 11/28/2018 | 2284.40 | NP | 151.92 | NP | 2132.48 | 2132.48 |
| MW-28 | 12/27/2018 | 2284.40 | NP | 151.40 | NP | 2133.00 | 2133.00 |
| MW-28 | 1/16/2019 | 2284.40 | NP | 151.13 | NP | 2133.27 | 2133.27 |
| MW-28 | 2/26/2019 | 2284.40 | NP | 150.03 | NP | 2134.37 | 2134.37 |
| MW-28 | 3/27/2019 | 2284.40 | NP | 149.62 | NP | 2134.78 | 2134.78 |
| MW-28 | 4/9/2019 | 2284.40 | NP | 149.32 | NP | 2135.08 | 2135.08 |
| MW-28 | 5/8/2019 | 2284.40 | NP | 149.13 | NP | 2135.27 | 2135.27 |
| MW-28 | 6/20/2019 | 2284.40 | NP | 149.41 | NP | 2134.99 | 2134.99 |
| MW-28 | 7/25/2019 | 2284.40 | NP | 150.29 | NP | 2134.11 | 2134.11 |
| MW-28 | 8/18/2019 | 2284.40 | NP | 151.02 | NP | 2133.38 | 2133.38 |
| MW-28 | 9/24/2019 | 2284.40 | NP | 152.06 | NP | 2132.34 | 2132.34 |
| MW-28 | 10/17/2019 | 2284.40 | NP | 152.25 | NP | 2132.15 | 2132.15 |
| MW-28 | 11/27/2019 | 2284.40 | NP | 152.57 | NP | 2131.83 | 2131.83 |
| MW-28 | 12/17/2019 | 2284.40 | NP | 152.48 | NP | 2131.92 | 2131.92 |
| MW-28 | 1/24/2020 | 2284.40 | NP | 151.88 | NP | 2132.52 | 2132.52 |
| MW-28 | 2/16/2020 | 2284.40 | NP | 151.21 | NP | 2133.19 | 2133.19 |
| MW-28 | 3/10/2020 | 2284.40 | NP | 151.19 | NP | 2133.21 | 2133.21 |
| MW-28 | 4/2/2020 | 2284.40 | NP | 150.94 | NP | 2133.46 | 2133.46 |
| MW-28 | 5/18/2020 | 2284.40 | NP | 151.61 | NP | 2132.79 | 2132.79 |
| MW-28 | 6/25/2020 | 2284.40 | NP | 152.98 | NP | 2131.42 | 2131.42 |
| MW-28 | 7/7/2020 | 2284.40 | NP | 153.43 | NP | 2130.97 | 2130.97 |
| MW-28 | 8/31/2020 | 2284.40 | NP | 156.20 | NP | 2128.20 | 2128.20 |
| MW-28 | 9/16/2020 | 2284.40 | NP | 157.21 | NP | 2127.19 | 2127.19 |
| MW-28 | 10/30/2020 | 2284.40 | NP | 159.98 | NP | 2124.42 | 2124.42 |
| MW-28 | 11/30/2020 | 2284.40 | NP | 161.52 | NP | 2122.88 | 2122.88 |
| MW-28 | 12/31/2020 | 2284.40 | NP | 162.30 | NP | 2122.10 | 2122.10 |
| MW-28 | 1/20/2021 | 2284.40 | NP | 162.75 | NP | 2121.65 | 2121.65 |
| MW-28 | 3/1/2021 | 2284.40 | NP | 163.04 | NP | 2121.36 | 2121.36 |
| MW-28 | 3/27/2021 | 2284.40 | NP | 162.88 | NP | 2121.52 | 2121.52 |
| MW-28 | 4/9/2021 | 2284.40 | NP | 162.88 | NP | 2121.52 | 2121.52 |
| MW-28 | 5/25/2021 | 2284.40 | NP | 163.60 | NP | 2120.80 | 2120.80 |
| MW-28 | 6/15/2021 | 2284.40 | NP | 164.10 | NP | 2120.30 | 2120.30 |
| MW-28 | 7/8/2021 | 2284.40 | NP | 164.73 | NP | 2119.67 | 2119.67 |
| MW-28 | 8/30/2021 | 2284.40 | NP | 165.25 | NP | 2119.15 | 2119.15 |
| MW-28 | 9/28/2021 | 2284.40 | NP | 164.20 | NP | 2120.20 | 2120.20 |
| MW-28 | 10/18/2021 | 2284.40 | NP | 163.78 | NP | 2120.62 | 2120.62 |
| MW-28 | 11/24/2021 | 2284.40 | NP | 163.56 | NP | 2120.84 | 2120.84 |
| MW-28 | 12/21/2021 | 2284.40 | NP | 163.69 | NP | 2120.71 | 2120.71 |
| MW-28 | 1/26/2022 | 2284.40 | NP | 163.89 | NP | 2120.51 | 2120.51 |
| MW-28 | 3/16/2022 | 2284.40 | NP | 163.95 | NP | 2120.45 | 2120.45 |
| MW-28 | 4/6/2022 | 2284.40 | NP | 164.09 | NP | 2120.31 | 2120.31 |
| MW-28 | 5/2/2022 | 2284.40 | NP | 164.64 | NP | 2119.76 | 2119.76 |
| MW-28 | 6/17/2022 | 2284.40 | NP | 165.56 | NP | 2118.84 | 2118.84 |
| MW-28 | 7/15/2022 | 2284.40 | NP | 165.84 | NP | 2118.56 | 2118.56 |
| MW-28 | 8/17/2022 | 2284.40 | NP | 166.35 | NP | 2118.05 | 2118.05 |
| MW-28 | 9/8/2022 | 2284.40 | NP | 166.35 | NP | 2118.05 | 2118.05 |

| Well ID | Measurement Date | Measuring Point Elevation (ft amsl) | Depth to LNAPL (ft btoc) | Depth to Water (ft btoc) | Apparent LNAPL Thickness (ft) | Uncorrected Groundwater Elevation (ft amsl) | Potentiometric Surface Elevation (ft amsl) |
|---|---|---|---|---|---|---|---|
| MW-28 | 10/13/2022 | 2284.40 | NP | 165.82 | NP | 2118.58 | 2118.58 |
| MW-28 | 11/2/2022 | 2284.40 | NP | 165.42 | NP | 2118.98 | 2118.98 |
| MW-28 | 1/10/2023 | 2284.40 | NP | 164.65 | NP | 2119.75 | 2119.75 |
| MW-28 | 3/27/2023 | 2284.40 | NP | 163.72 | NP | 2120.68 | 2120.68 |
| MW-28 | 4/25/2023 | 2284.40 | NP | 163.05 | NP | 2121.35 | 2121.35 |
| MW-28 | 5/30/2023 | 2284.40 | NP | 163.80 | NP | 2120.60 | 2120.60 |
| MW-28 | 6/6/2023 | 2284.40 | NP | 162.06 | NP | 2122.34 | 2122.34 |
| MW-28 | 8/15/2023 | 2284.40 | NP | 162.28 | NP | 2122.12 | 2122.12 |
| MW-28 | 9/20/2023 | 2284.40 | NP | 162.22 | NP | 2122.18 | 2122.18 |
| MW-28 | 10/31/2023 | 2284.40 | NP | 162.88 | NP | 2121.52 | 2121.52 |
| MW-28 | 11/14/2023 | 2284.40 | NP | 162.79 | NP | 2121.61 | 2121.61 |
| MW-28 | 12/21/2023 | 2284.40 | NP | 163.04 | NP | 2121.36 | 2121.36 |
| MW-28 | 2/28/2024 | 2284.40 | NP | 159.99 | NP | 2124.41 | 2124.41 |
| MW-28 | 3/28/2024 | 2284.40 | NP | 160.11 | NP | 2124.29 | 2124.29 |
| MW-28 | 4/30/2024 | 2284.40 | NP | 157.88 | NP | 2126.52 | 2126.52 |
| MW-28 | 5/23/2024 | 2284.40 | NP | 157.97 | NP | 2126.43 | 2126.43 |
| MW-28 | 6/26/2024 | 2284.40 | NP | 156.82 | NP | 2127.58 | 2127.58 |
| MW-29S | 12/31/2013 | 2289.85 | NP | 169.18 | NP | 2120.67 | 2120.67 |
| MW-29S | 1/10/2014 | 2289.85 | NP | 168.22 | NP | 2121.63 | 2121.63 |
| MW-29S | 2/18/2014 | 2289.85 | NP | 168.38 | NP | 2121.47 | 2121.47 |
| MW-29S | 3/12/2014 | 2289.85 | NP | 168.28 | NP | 2121.57 | 2121.57 |
| MW-29S | 4/17/2014 | 2289.85 | NP | 168.53 | NP | 2121.32 | 2121.32 |
| MW-29S | 5/22/2014 | 2289.85 | NP | 168.99 | NP | 2120.86 | 2120.86 |
| MW-29S | 6/20/2014 | 2289.85 | NP | 169.38 | NP | 2120.47 | 2120.47 |
| MW-29S | 7/15/2014 | 2289.85 | NP | 169.85 | NP | 2120.00 | 2120.00 |
| MW-29S | 8/14/2014 | 2289.85 | NP | 170.44 | NP | 2119.41 | 2119.41 |
| MW-29S | 9/10/2014 | 2289.85 | NP | 170.70 | NP | 2119.15 | 2119.15 |
| MW-29S | 10/1/2014 | 2289.85 | NP | 170.69 | NP | 2119.16 | 2119.16 |
| MW-29S | 11/18/2014 | 2289.85 | NP | 169.90 | NP | 2119.95 | 2119.95 |
| MW-29S | 12/16/2014 | 2289.85 | NP | 169.25 | NP | 2120.60 | 2120.60 |
| MW-29S | 1/19/2015 | 2289.85 | NP | 169.51 | NP | 2120.34 | 2120.34 |
| MW-29S | 2/19/2015 | 2289.85 | NP | 168.05 | NP | 2121.80 | 2121.80 |
| MW-29S | 3/26/2015 | 2289.85 | NP | 167.45 | NP | 2122.40 | 2122.40 |
| MW-29S | 4/16/2015 | 2289.85 | NP | 167.17 | NP | 2122.68 | 2122.68 |
| MW-29S | 5/19/2015 | 2288.60 | NP | 167.11 | NP | 2121.49 | 2121.49 |
| MW-29S | 6/22/2015 | 2288.60 | NP | 167.48 | NP | 2121.12 | 2121.12 |
| MW-29S | 1/5/2016 | 2289.85 | NP | 165.94 | NP | 2123.91 | 2123.91 |
| MW-29S | 2/10/2016 | 2289.85 | NP | 165.19 | NP | 2124.66 | 2124.66 |
| MW-29S | 3/2/2016 | 2289.85 | NP | 165.02 | NP | 2124.83 | 2124.83 |
| MW-29S | 4/5/2016 | 2289.85 | NP | 163.37 | NP | 2126.48 | 2126.48 |
| MW-29S | 5/10/2016 | 2289.85 | NP | 164.36 | NP | 2125.49 | 2125.49 |
| MW-29S | 6/28/2016 | 2289.85 | NP | 164.80 | NP | 2125.05 | 2125.05 |
| MW-29S | 7/27/2016 | 2289.85 | NP | 164.37 | NP | 2125.48 | 2125.48 |
| MW-29S | 8/31/2016 | 2289.85 | NP | 164.55 | NP | 2125.30 | 2125.30 |
| MW-29S | 9/30/2016 | 2289.85 | NP | 165.04 | NP | 2124.81 | 2124.81 |
| MW-29S | 10/11/2016 | 2289.85 | NP | 165.06 | NP | 2124.79 | 2124.79 |

| Well ID | Measurement Date | Measuring Point Elevation (ft amsl) | Depth to LNAPL (ft btoc) | Depth to Water (ft btoc) | Apparent LNAPL Thickness (ft) | Uncorrected Groundwater Elevation (ft amsl) | Potentiometric Surface Elevation (ft amsl) |
|---|---|---|---|---|---|---|---|
| MW-29S | 11/21/2016 | 2289.85 | NP | 164.18 | NP | 2125.67 | 2125.67 |
| MW-29S | 12/27/2016 | 2289.85 | NP | 163.74 | NP | 2126.11 | 2126.11 |
| MW-29S | 1/24/2017 | 2289.85 | NP | 163.54 | NP | 2126.31 | 2126.31 |
| MW-29S | 2/28/2017 | 2289.85 | NP | 162.69 | NP | 2127.16 | 2127.16 |
| MW-29S | 3/31/2017 | 2289.85 | NP | 162.17 | NP | 2127.68 | 2127.68 |
| MW-29S | 4/21/2017 | 2289.85 | NP | 168.50 | NP | 2121.35 | 2121.35 |
| MW-29S | 5/16/2017 | 2289.85 | NP | 161.68 | NP | 2128.17 | 2128.17 |
| MW-29S | 6/13/2017 | 2289.85 | NP | 161.81 | NP | 2128.04 | 2128.04 |
| MW-29S | 7/12/2017 | 2289.85 | NP | 162.17 | NP | 2127.68 | 2127.68 |
| MW-29S | 8/17/2017 | 2289.85 | NP | 161.92 | NP | 2127.93 | 2127.93 |
| MW-29S | 9/20/2017 | 2289.85 | NP | 161.14 | NP | 2128.71 | 2128.71 |
| MW-29S | 10/26/2017 | 2289.85 | NP | 160.80 | NP | 2129.05 | 2129.05 |
| MW-29S | 11/30/2017 | 2289.85 | NP | 160.52 | NP | 2129.33 | 2129.33 |
| MW-29S | 12/12/2017 | 2289.85 | NP | 160.45 | NP | 2129.40 | 2129.40 |
| MW-29S | 1/31/2018 | 2289.85 | NP | 159.82 | NP | 2130.03 | 2130.03 |
| MW-29S | 2/21/2018 | 2289.85 | NP | 159.39 | NP | 2130.46 | 2130.46 |
| MW-29S | 3/26/2018 | 2289.85 | NP | 158.93 | NP | 2130.92 | 2130.92 |
| MW-29S | 4/10/2018 | 2289.85 | NP | 162.18 | NP | 2127.67 | 2127.67 |
| MW-29S | 5/23/2018 | 2289.85 | NP | 158.45 | NP | 2131.40 | 2131.40 |
| MW-29S | 6/27/2018 | 2289.85 | NP | 156.78 | NP | 2133.07 | 2133.07 |
| MW-29S | 7/16/2018 | 2289.85 | NP | 158.19 | NP | 2131.66 | 2131.66 |
| MW-29S | 8/23/2018 | 2289.85 | NP | 158.45 | NP | 2131.40 | 2131.40 |
| MW-29S | 9/27/2018 | 2289.85 | NP | 157.86 | NP | 2131.99 | 2131.99 |
| MW-29S | 10/22/2018 | 2289.85 | NP | 157.42 | NP | 2132.43 | 2132.43 |
| MW-29S | 11/28/2018 | 2289.85 | NP | 156.33 | NP | 2133.52 | 2133.52 |
| MW-29S | 12/27/2018 | 2289.85 | NP | 155.86 | NP | 2133.99 | 2133.99 |
| MW-29S | 1/16/2019 | 2289.85 | NP | 155.67 | NP | 2134.18 | 2134.18 |
| MW-29S | 2/26/2019 | 2289.85 | NP | 154.69 | NP | 2135.16 | 2135.16 |
| MW-29S | 3/27/2019 | 2289.85 | NP | 154.32 | NP | 2135.53 | 2135.53 |
| MW-29S | 4/9/2019 | 2289.85 | NP | 154.02 | NP | 2135.83 | 2135.83 |
| MW-29S | 5/8/2019 | 2289.85 | NP | 153.76 | NP | 2136.09 | 2136.09 |
| MW-29S | 6/20/2019 | 2289.85 | NP | 153.96 | NP | 2135.89 | 2135.89 |
| MW-29S | 7/25/2019 | 2289.85 | NP | 154.62 | NP | 2135.23 | 2135.23 |
| MW-29S | 8/18/2019 | 2289.85 | NP | 155.27 | NP | 2134.58 | 2134.58 |
| MW-29S | 9/24/2019 | 2289.85 | NP | 156.30 | NP | 2133.55 | 2133.55 |
| MW-29S | 10/17/2019 | 2289.85 | NP | 156.35 | NP | 2133.50 | 2133.50 |
| MW-29S | 11/27/2019 | 2289.85 | NP | 156.67 | NP | 2133.18 | 2133.18 |
| MW-29S | 12/17/2019 | 2289.85 | NP | 156.65 | NP | 2133.20 | 2133.20 |
| MW-29S | 1/24/2020 | 2289.85 | NP | 155.99 | NP | 2133.86 | 2133.86 |
| MW-29S | 2/16/2020 | 2289.85 | NP | 155.41 | NP | 2134.44 | 2134.44 |
| MW-29S | 3/10/2020 | 2289.85 | NP | 155.44 | NP | 2134.41 | 2134.41 |
| MW-29S | 4/2/2020 | 2289.85 | NP | 155.24 | NP | 2134.61 | 2134.61 |
| MW-29S | 5/18/2020 | 2289.85 | NP | 155.75 | NP | 2134.10 | 2134.10 |
| MW-29S | 6/25/2020 | 2289.85 | NP | 156.90 | NP | 2132.95 | 2132.95 |
| MW-29S | 7/7/2020 | 2289.85 | NP | 157.31 | NP | 2132.54 | 2132.54 |
| MW-29S | 8/31/2020 | 2289.85 | NP | 159.70 | NP | 2130.15 | 2130.15 |

| Well ID | Measurement Date | Measuring Point Elevation (ft amsl) | Depth to LNAPL (ft btoc) | Depth to Water (ft btoc) | Apparent LNAPL Thickness (ft) | Uncorrected Groundwater Elevation (ft amsl) | Potentiometric Surface Elevation (ft amsl) |
|---|---|---|---|---|---|---|---|
| MW-29S | 9/16/2020 | 2289.85 | NP | 160.57 | NP | 2129.28 | 2129.28 |
| MW-29S | 10/30/2020 | 2289.85 | NP | 163.09 | NP | 2126.76 | 2126.76 |
| MW-29S | 11/30/2020 | 2289.85 | NP | 164.61 | NP | 2125.24 | 2125.24 |
| MW-29S | 12/31/2020 | 2289.85 | NP | 165.42 | NP | 2124.43 | 2124.43 |
| MW-29S | 1/20/2021 | 2289.85 | NP | 165.94 | NP | 2123.91 | 2123.91 |
| MW-29S | 3/1/2021 | 2289.85 | NP | 166.41 | NP | 2123.44 | 2123.44 |
| MW-29S | 3/27/2021 | 2289.85 | NP | 166.43 | NP | 2123.42 | 2123.42 |
| MW-29S | 4/9/2021 | 2289.85 | NP | 166.35 | NP | 2123.50 | 2123.50 |
| MW-29S | 5/25/2021 | 2289.85 | NP | 167.02 | NP | 2122.83 | 2122.83 |
| MW-29S | 6/15/2021 | 2289.85 | NP | 167.45 | NP | 2122.40 | 2122.40 |
| MW-29S | 7/8/2021 | 2289.85 | NP | 168.07 | NP | 2121.78 | 2121.78 |
| MW-29S | 9/28/2021 | 2289.85 | NP | 167.45 | NP | 2122.40 | 2122.40 |
| MW-29S | 10/18/2021 | 2289.85 | NP | 166.08 | NP | 2123.77 | 2123.77 |
| MW-29S | 11/24/2021 | 2289.85 | NP | 168.58 | NP | 2121.27 | 2121.27 |
| MW-29S | 12/21/2021 | 2289.85 | NP | 165.90 | NP | 2123.95 | 2123.95 |
| MW-29S | 1/26/2022 | 2289.85 | NP | 167.23 | NP | 2122.62 | 2122.62 |
| MW-29S | 3/16/2022 | 2289.85 | NP | 167.73 | NP | 2122.12 | 2122.12 |
| MW-29S | 7/15/2022 | 2289.85 | NP | 169.08 | NP | 2120.77 | 2120.77 |
| MW-29S | 10/13/2022 | 2289.85 | NP | 169.05 | NP | 2120.80 | 2120.80 |
| MW-29S | 11/2/2022 | 2289.85 | NP | 168.50 | NP | 2121.35 | 2121.35 |
| MW-29S | 1/10/2023 | 2289.85 | NP | 167.80 | NP | 2122.05 | 2122.05 |
| MW-29S | 8/15/2023 | 2289.85 | NP | 165.67 | NP | 2124.18 | 2124.18 |
| MW-29S | 2/28/2024 | 2289.85 | NP | 155.94 | NP | 2133.91 | 2133.91 |
| MW-29M | 12/31/2013 | 2288.33 | NP | 166.78 | NP | 2121.55 | 2121.55 |
| MW-29M | 1/10/2014 | 2288.33 | NP | 166.81 | NP | 2121.52 | 2121.52 |
| MW-29M | 2/18/2014 | 2288.33 | NP | 166.95 | NP | 2121.38 | 2121.38 |
| MW-29M | 3/12/2014 | 2288.33 | NP | 166.86 | NP | 2121.47 | 2121.47 |
| MW-29M | 4/17/2014 | 2288.33 | NP | 167.12 | NP | 2121.21 | 2121.21 |
| MW-29M | 5/22/2014 | 2288.33 | NP | 167.64 | NP | 2120.69 | 2120.69 |
| MW-29M | 6/20/2014 | 2288.33 | NP | 168.00 | NP | 2120.33 | 2120.33 |
| MW-29M | 7/15/2014 | 2288.33 | NP | 168.47 | NP | 2119.86 | 2119.86 |
| MW-29M | 8/14/2014 | 2288.33 | NP | 169.08 | NP | 2119.25 | 2119.25 |
| MW-29M | 9/10/2014 | 2288.33 | NP | 169.31 | NP | 2119.02 | 2119.02 |
| MW-29M | 10/1/2014 | 2288.33 | NP | 169.31 | NP | 2119.02 | 2119.02 |
| MW-29M | 11/18/2014 | 2288.33 | NP | 168.50 | NP | 2119.83 | 2119.83 |
| MW-29M | 12/16/2014 | 2288.33 | NP | 167.83 | NP | 2120.50 | 2120.50 |
| MW-29M | 1/19/2015 | 2288.33 | NP | 168.15 | NP | 2120.18 | 2120.18 |
| MW-29M | 2/19/2015 | 2288.33 | NP | 166.61 | NP | 2121.72 | 2121.72 |
| MW-29M | 3/26/2015 | 2288.33 | NP | 166.04 | NP | 2122.29 | 2122.29 |
| MW-29M | 4/16/2015 | 2288.33 | NP | 165.77 | NP | 2122.56 | 2122.56 |
| MW-29M | 5/19/2015 | 2288.33 | NP | 165.71 | NP | 2122.62 | 2122.62 |
| MW-29M | 6/22/2015 | 2288.33 | NP | 166.11 | NP | 2122.22 | 2122.22 |
| MW-29M | 1/5/2016 | 2288.33 | NP | 164.49 | NP | 2123.84 | 2123.84 |
| MW-29M | 2/10/2016 | 2288.33 | NP | 163.75 | NP | 2124.58 | 2124.58 |
| MW-29M | 3/2/2016 | 2288.33 | NP | 163.58 | NP | 2124.75 | 2124.75 |
| MW-29M | 4/5/2016 | 2288.33 | NP | 162.23 | NP | 2126.10 | 2126.10 |

| Well ID | Measurement Date | Measuring Point Elevation (ft amsl) | Depth to LNAPL (ft btoc) | Depth to Water (ft btoc) | Apparent LNAPL Thickness (ft) | Uncorrected Groundwater Elevation (ft amsl) | Potentiometric Surface Elevation (ft amsl) |
|---|---|---|---|---|---|---|---|
| MW-29M | 5/10/2016 | 2288.33 | NP | 162.95 | NP | 2125.38 | 2125.38 |
| MW-29M | 6/28/2016 | 2288.33 | NP | 163.39 | NP | 2124.94 | 2124.94 |
| MW-29M | 7/27/2016 | 2288.33 | NP | 163.97 | NP | 2124.36 | 2124.36 |
| MW-29M | 8/31/2016 | 2288.33 | NP | 163.83 | NP | 2124.50 | 2124.50 |
| MW-29M | 9/30/2016 | 2288.33 | NP | 163.62 | NP | 2124.71 | 2124.71 |
| MW-29M | 10/11/2016 | 2288.33 | NP | 163.65 | NP | 2124.68 | 2124.68 |
| MW-29M | 11/21/2016 | 2288.33 | NP | 162.75 | NP | 2125.58 | 2125.58 |
| MW-29M | 12/27/2016 | 2288.33 | NP | 162.31 | NP | 2126.02 | 2126.02 |
| MW-29M | 1/24/2017 | 2288.33 | NP | 162.05 | NP | 2126.28 | 2126.28 |
| MW-29M | 2/28/2017 | 2288.33 | NP | 161.28 | NP | 2127.05 | 2127.05 |
| MW-29M | 3/31/2017 | 2288.33 | NP | 160.73 | NP | 2127.60 | 2127.60 |
| MW-29M | 4/21/2017 | 2288.33 | NP | 164.00 | NP | 2124.33 | 2124.33 |
| MW-29M | 5/16/2017 | 2288.33 | NP | 160.24 | NP | 2128.09 | 2128.09 |
| MW-29M | 6/13/2017 | 2288.33 | NP | 160.42 | NP | 2127.91 | 2127.91 |
| MW-29M | 7/12/2017 | 2288.33 | NP | 160.74 | NP | 2127.59 | 2127.59 |
| MW-29M | 8/17/2017 | 2288.33 | NP | 160.48 | NP | 2127.85 | 2127.85 |
| MW-29M | 9/20/2017 | 2288.33 | NP | 159.70 | NP | 2128.63 | 2128.63 |
| MW-29M | 10/26/2017 | 2288.33 | NP | 159.35 | NP | 2128.98 | 2128.98 |
| MW-29M | 11/30/2017 | 2288.33 | NP | 159.10 | NP | 2129.23 | 2129.23 |
| MW-29M | 12/12/2017 | 2288.33 | NP | 159.01 | NP | 2129.32 | 2129.32 |
| MW-29M | 1/31/2018 | 2288.33 | NP | 158.33 | NP | 2130.00 | 2130.00 |
| MW-29M | 2/21/2018 | 2288.33 | NP | 157.82 | NP | 2130.51 | 2130.51 |
| MW-29M | 3/26/2018 | 2288.33 | NP | 157.25 | NP | 2131.08 | 2131.08 |
| MW-29M | 4/10/2018 | 2288.33 | NP | 160.67 | NP | 2127.66 | 2127.66 |
| MW-29M | 5/23/2018 | 2288.33 | NP | 157.01 | NP | 2131.32 | 2131.32 |
| MW-29M | 6/27/2018 | 2288.33 | NP | 156.93 | NP | 2131.40 | 2131.40 |
| MW-29M | 7/16/2018 | 2288.33 | NP | 156.73 | NP | 2131.60 | 2131.60 |
| MW-29M | 8/23/2018 | 2288.33 | NP | 157.02 | NP | 2131.31 | 2131.31 |
| MW-29M | 9/27/2018 | 2288.33 | NP | 156.37 | NP | 2131.96 | 2131.96 |
| MW-29M | 10/22/2018 | 2288.33 | NP | 155.92 | NP | 2132.41 | 2132.41 |
| MW-29M | 11/28/2018 | 2288.33 | NP | 154.85 | NP | 2133.48 | 2133.48 |
| MW-29M | 12/27/2018 | 2288.33 | NP | 154.38 | NP | 2133.95 | 2133.95 |
| MW-29M | 1/16/2019 | 2288.33 | NP | 154.19 | NP | 2134.14 | 2134.14 |
| MW-29M | 2/26/2019 | 2288.33 | NP | 153.19 | NP | 2135.14 | 2135.14 |
| MW-29M | 3/27/2019 | 2288.33 | NP | 152.81 | NP | 2135.52 | 2135.52 |
| MW-29M | 4/9/2019 | 2288.33 | NP | 152.50 | NP | 2135.83 | 2135.83 |
| MW-29M | 5/8/2019 | 2288.33 | NP | 152.29 | NP | 2136.04 | 2136.04 |
| MW-29M | 6/20/2019 | 2288.33 | NP | 152.52 | NP | 2135.81 | 2135.81 |
| MW-29M | 7/25/2019 | 2288.33 | NP | 153.24 | NP | 2135.09 | 2135.09 |
| MW-29M | 8/18/2019 | 2288.33 | NP | 153.88 | NP | 2134.45 | 2134.45 |
| MW-29M | 9/24/2019 | 2288.33 | NP | 154.92 | NP | 2133.41 | 2133.41 |
| MW-29M | 10/17/2019 | 2288.33 | NP | 154.97 | NP | 2133.36 | 2133.36 |
| MW-29M | 11/27/2019 | 2288.33 | NP | 155.16 | NP | 2133.17 | 2133.17 |
| MW-29M | 12/17/2019 | 2288.33 | NP | 155.22 | NP | 2133.11 | 2133.11 |
| MW-29M | 1/24/2020 | 2288.33 | NP | 154.59 | NP | 2133.74 | 2133.74 |
| MW-29M | 2/16/2020 | 2288.33 | NP | 153.98 | NP | 2134.35 | 2134.35 |

| Well ID | Measurement Date | Measuring Point Elevation (ft amsl) | Depth to LNAPL (ft btoc) | Depth to Water (ft btoc) | Apparent LNAPL Thickness (ft) | Uncorrected Groundwater Elevation (ft amsl) | Potentiometric Surface Elevation (ft amsl) |
|---|---|---|---|---|---|---|---|
| MW-29M | 3/10/2020 | 2288.33 | NP | 153.98 | NP | 2134.35 | 2134.35 |
| MW-29M | 4/2/2020 | 2288.33 | NP | 153.82 | NP | 2134.51 | 2134.51 |
| MW-29M | 5/18/2020 | 2288.33 | NP | 154.37 | NP | 2133.96 | 2133.96 |
| MW-29M | 6/25/2020 | 2288.33 | NP | 155.57 | NP | 2132.76 | 2132.76 |
| MW-29M | 7/7/2020 | 2288.33 | NP | 156.00 | NP | 2132.33 | 2132.33 |
| MW-29M | 8/31/2020 | 2288.33 | NP | 158.44 | NP | 2129.89 | 2129.89 |
| MW-29M | 9/16/2020 | 2288.33 | NP | 159.32 | NP | 2129.01 | 2129.01 |
| MW-29M | 10/30/2020 | 2288.33 | NP | 161.86 | NP | 2126.47 | 2126.47 |
| MW-29M | 11/30/2020 | 2288.33 | NP | 163.32 | NP | 2125.01 | 2125.01 |
| MW-29M | 12/31/2020 | 2288.33 | NP | 164.10 | NP | 2124.23 | 2124.23 |
| MW-29M | 1/20/2021 | 2288.33 | NP | 164.61 | NP | 2123.72 | 2123.72 |
| MW-29M | 5/25/2021 | 2288.33 | NP | 165.67 | NP | 2122.66 | 2122.66 |
| MW-29M | 6/15/2021 | 2288.33 | NP | 166.11 | NP | 2122.22 | 2122.22 |
| MW-29M | 7/8/2021 | 2288.33 | NP | 166.74 | NP | 2121.59 | 2121.59 |
| MW-29M | 8/30/2021 | 2288.33 | NP | 167.12 | NP | 2121.21 | 2121.21 |
| MW-29M | 9/28/2021 | 2288.33 | NP | 166.05 | NP | 2122.28 | 2122.28 |
| MW-29M | 10/18/2021 | 2288.33 | NP | 165.95 | NP | 2122.38 | 2122.38 |
| MW-29M | 1/26/2022 | 2288.33 | NP | 165.88 | NP | 2122.45 | 2122.45 |
| MW-29M | 2/21/2022 | 2288.33 | NP | 166.11 | NP | 2122.22 | 2122.22 |
| MW-29M | 3/16/2022 | 2288.33 | NP | 166.22 | NP | 2122.11 | 2122.11 |
| MW-29M | 5/2/2022 | 2288.33 | NP | 166.68 | NP | 2121.65 | 2121.65 |
| MW-29M | 7/15/2022 | 2288.33 | NP | 167.76 | NP | 2120.57 | 2120.57 |
| MW-29M | 1/10/2023 | 2288.33 | NP | 166.55 | NP | 2121.78 | 2121.78 |
| MW-29M | 8/15/2023 | 2288.33 | NP | 164.83 | NP | 2123.50 | 2123.50 |
| MW-29D | 12/31/2013 | 2288.60 | NP | 166.89 | NP | 2121.71 | 2121.71 |
| MW-29D | 1/10/2014 | 2288.60 | NP | 166.93 | NP | 2121.67 | 2121.67 |
| MW-29D | 2/18/2014 | 2288.60 | NP | 167.05 | NP | 2121.55 | 2121.55 |
| MW-29D | 3/12/2014 | 2288.60 | NP | 166.97 | NP | 2121.63 | 2121.63 |
| MW-29D | 4/17/2014 | 2288.60 | NP | 167.25 | NP | 2121.35 | 2121.35 |
| MW-29D | 5/22/2014 | 2288.60 | NP | 167.78 | NP | 2120.82 | 2120.82 |
| MW-29D | 6/20/2014 | 2288.60 | NP | 168.15 | NP | 2120.45 | 2120.45 |
| MW-29D | 7/15/2014 | 2288.60 | NP | 168.61 | NP | 2119.99 | 2119.99 |
| MW-29D | 8/14/2014 | 2288.60 | NP | 169.21 | NP | 2119.39 | 2119.39 |
| MW-29D | 9/10/2014 | 2288.60 | NP | 169.44 | NP | 2119.16 | 2119.16 |
| MW-29D | 10/1/2014 | 2288.60 | NP | 169.41 | NP | 2119.19 | 2119.19 |
| MW-29D | 11/18/2014 | 2288.60 | NP | 168.61 | NP | 2119.99 | 2119.99 |
| MW-29D | 12/16/2014 | 2288.60 | NP | 167.95 | NP | 2120.65 | 2120.65 |
| MW-29D | 1/19/2015 | 2288.60 | NP | 168.33 | NP | 2120.27 | 2120.27 |
| MW-29D | 2/19/2015 | 2288.60 | NP | 166.72 | NP | 2121.88 | 2121.88 |
| MW-29D | 3/26/2015 | 2288.60 | NP | 166.14 | NP | 2122.46 | 2122.46 |
| MW-29D | 4/16/2015 | 2288.60 | NP | 165.89 | NP | 2122.71 | 2122.71 |
| MW-29D | 5/19/2015 | 2289.85 | NP | 165.84 | NP | 2124.01 | 2124.01 |
| MW-29D | 6/22/2015 | 2289.85 | NP | 166.23 | NP | 2123.62 | 2123.62 |
| MW-29D | 1/5/2016 | 2288.60 | NP | 164.59 | NP | 2124.01 | 2124.01 |
| MW-29D | 2/10/2016 | 2288.60 | NP | 163.86 | NP | 2124.74 | 2124.74 |
| MW-29D | 3/2/2016 | 2288.60 | NP | 163.69 | NP | 2124.91 | 2124.91 |

| Well ID | Measurement Date | Measuring Point Elevation (ft amsl) | Depth to LNAPL (ft btoc) | Depth to Water (ft btoc) | Apparent LNAPL Thickness (ft) | Uncorrected Groundwater Elevation (ft amsl) | Potentiometric Surface Elevation (ft amsl) |
|---|---|---|---|---|---|---|---|
| MW-29D | 4/5/2016 | 2288.60 | NP | 162.27 | NP | 2126.33 | 2126.33 |
| MW-29D | 5/10/2016 | 2288.60 | NP | 163.06 | NP | 2125.54 | 2125.54 |
| MW-29D | 6/28/2016 | 2288.60 | NP | 163.51 | NP | 2125.09 | 2125.09 |
| MW-29D | 7/27/2016 | 2288.60 | NP | 163.06 | NP | 2125.54 | 2125.54 |
| MW-29D | 8/31/2016 | 2288.60 | NP | 163.35 | NP | 2125.25 | 2125.25 |
| MW-29D | 9/30/2016 | 2288.60 | NP | 163.77 | NP | 2124.83 | 2124.83 |
| MW-29D | 10/11/2016 | 2288.60 | NP | 163.78 | NP | 2124.82 | 2124.82 |
| MW-29D | 11/21/2016 | 2288.60 | NP | 162.88 | NP | 2125.72 | 2125.72 |
| MW-29D | 12/27/2016 | 2288.60 | NP | 162.44 | NP | 2126.16 | 2126.16 |
| MW-29D | 1/24/2017 | 2288.60 | NP | 162.21 | NP | 2126.39 | 2126.39 |
| MW-29D | 2/28/2017 | 2288.60 | NP | 161.43 | NP | 2127.17 | 2127.17 |
| MW-29D | 3/31/2017 | 2288.60 | NP | 160.86 | NP | 2127.74 | 2127.74 |
| MW-29D | 4/21/2017 | 2288.60 | NP | 160.54 | NP | 2128.06 | 2128.06 |
| MW-29D | 5/16/2017 | 2288.60 | NP | 160.37 | NP | 2128.23 | 2128.23 |
| MW-29D | 6/13/2017 | 2288.60 | NP | 160.58 | NP | 2128.02 | 2128.02 |
| MW-29D | 7/12/2017 | 2288.60 | NP | 160.82 | NP | 2127.78 | 2127.78 |
| MW-29D | 8/17/2017 | 2288.60 | NP | 160.62 | NP | 2127.98 | 2127.98 |
| MW-29D | 9/20/2017 | 2288.60 | NP | 159.85 | NP | 2128.75 | 2128.75 |
| MW-29D | 10/26/2017 | 2288.60 | NP | 159.48 | NP | 2129.12 | 2129.12 |
| MW-29D | 11/30/2017 | 2288.60 | NP | 159.23 | NP | 2129.37 | 2129.37 |
| MW-29D | 12/12/2017 | 2288.60 | NP | 159.15 | NP | 2129.45 | 2129.45 |
| MW-29D | 1/31/2018 | 2288.60 | NP | 158.44 | NP | 2130.16 | 2130.16 |
| MW-29D | 2/21/2018 | 2288.60 | NP | 158.02 | NP | 2130.58 | 2130.58 |
| MW-29D | 3/26/2018 | 2288.60 | NP | 157.58 | NP | 2131.02 | 2131.02 |
| MW-29D | 4/10/2018 | 2288.60 | NP | 160.82 | NP | 2127.78 | 2127.78 |
| MW-29D | 5/23/2018 | 2288.60 | NP | 157.15 | NP | 2131.45 | 2131.45 |
| MW-29D | 6/27/2018 | 2288.60 | NP | 153.72 | NP | 2134.88 | 2134.88 |
| MW-29D | 7/16/2018 | 2288.60 | NP | 156.89 | NP | 2131.71 | 2131.71 |
| MW-29D | 8/23/2018 | 2288.60 | NP | 157.17 | NP | 2131.43 | 2131.43 |
| MW-29D | 9/27/2018 | 2288.60 | NP | 156.52 | NP | 2132.08 | 2132.08 |
| MW-29D | 10/22/2018 | 2288.60 | NP | 156.02 | NP | 2132.58 | 2132.58 |
| MW-29D | 11/28/2018 | 2288.60 | NP | 144.99 | NP | 2143.61 | 2143.61 |
| MW-29D | 12/27/2018 | 2288.60 | NP | 154.53 | NP | 2134.07 | 2134.07 |
| MW-29D | 1/16/2019 | 2288.60 | NP | 154.33 | NP | 2134.27 | 2134.27 |
| MW-29D | 2/26/2019 | 2288.60 | NP | 153.34 | NP | 2135.26 | 2135.26 |
| MW-29D | 3/27/2019 | 2288.60 | NP | 152.96 | NP | 2135.64 | 2135.64 |
| MW-29D | 4/9/2019 | 2288.60 | NP | 152.59 | NP | 2136.01 | 2136.01 |
| MW-29D | 5/8/2019 | 2288.60 | NP | 152.44 | NP | 2136.16 | 2136.16 |
| MW-29D | 6/20/2019 | 2288.60 | NP | 152.69 | NP | 2135.91 | 2135.91 |
| MW-29D | 7/25/2019 | 2288.60 | NP | 153.42 | NP | 2135.18 | 2135.18 |
| MW-29D | 8/18/2019 | 2288.60 | NP | 154.07 | NP | 2134.53 | 2134.53 |
| MW-29D | 9/24/2019 | 2288.60 | NP | 155.10 | NP | 2133.50 | 2133.50 |
| MW-29D | 10/17/2019 | 2288.60 | NP | 155.15 | NP | 2133.45 | 2133.45 |
| MW-29D | 11/27/2019 | 2288.60 | NP | 155.44 | NP | 2133.16 | 2133.16 |
| MW-29D | 12/17/2019 | 2288.60 | NP | 155.38 | NP | 2133.22 | 2133.22 |
| MW-29D | 1/24/2020 | 2288.60 | NP | 154.68 | NP | 2133.92 | 2133.92 |

| Well ID | Measurement Date | Measuring Point Elevation (ft amsl) | Depth to LNAPL (ft btoc) | Depth to Water (ft btoc) | Apparent LNAPL Thickness (ft) | Uncorrected Groundwater Elevation (ft amsl) | Potentiometric Surface Elevation (ft amsl) |
|---|---|---|---|---|---|---|---|
| MW-29D | 2/16/2020 | 2288.60 | NP | 154.13 | NP | 2134.47 | 2134.47 |
| MW-29D | 3/10/2020 | 2288.60 | NP | 154.15 | NP | 2134.45 | 2134.45 |
| MW-29D | 4/2/2020 | 2288.60 | NP | 153.98 | NP | 2134.62 | 2134.62 |
| MW-29D | 5/18/2020 | 2288.60 | NP | 154.57 | NP | 2134.03 | 2134.03 |
| MW-29D | 6/25/2020 | 2288.60 | NP | 155.78 | NP | 2132.82 | 2132.82 |
| MW-29D | 7/7/2020 | 2288.60 | NP | 156.21 | NP | 2132.39 | 2132.39 |
| MW-29D | 8/31/2020 | 2288.60 | NP | 158.63 | NP | 2129.97 | 2129.97 |
| MW-29D | 9/16/2020 | 2288.60 | NP | 159.55 | NP | 2129.05 | 2129.05 |
| MW-29D | 10/30/2020 | 2288.60 | NP | 162.08 | NP | 2126.52 | 2126.52 |
| MW-29D | 11/30/2020 | 2288.60 | NP | 163.51 | NP | 2125.09 | 2125.09 |
| MW-29D | 12/31/2020 | 2288.60 | NP | 164.26 | NP | 2124.34 | 2124.34 |
| MW-29D | 1/20/2021 | 2288.60 | NP | 164.78 | NP | 2123.82 | 2123.82 |
| MW-29D | 5/25/2021 | 2288.60 | NP | 165.83 | NP | 2122.77 | 2122.77 |
| MW-29D | 6/15/2021 | 2288.60 | NP | 166.27 | NP | 2122.33 | 2122.33 |
| MW-29D | 7/8/2021 | 2288.60 | NP | 166.88 | NP | 2121.72 | 2121.72 |
| MW-29D | 8/30/2021 | 2288.60 | NP | 167.26 | NP | 2121.34 | 2121.34 |
| MW-29D | 9/28/2021 | 2288.60 | NP | 166.18 | NP | 2122.42 | 2122.42 |
| MW-29D | 10/18/2021 | 2288.60 | NP | 166.08 | NP | 2122.52 | 2122.52 |
| MW-29D | 1/26/2022 | 2288.60 | NP | 165.99 | NP | 2122.61 | 2122.61 |
| MW-29D | 2/21/2022 | 2288.60 | NP | 166.15 | NP | 2122.45 | 2122.45 |
| MW-29D | 3/16/2022 | 2288.60 | NP | 166.33 | NP | 2122.27 | 2122.27 |
| MW-29D | 5/2/2022 | 2288.60 | NP | 166.88 | NP | 2121.72 | 2121.72 |
| MW-29D | 7/15/2022 | 2288.60 | NP | 167.88 | NP | 2120.72 | 2120.72 |
| MW-29D | 1/10/2023 | 2288.60 | NP | 166.98 | NP | 2121.62 | 2121.62 |
| MW-29D | 8/15/2023 | 2288.60 | NP | 164.89 | NP | 2123.71 | 2123.71 |
| MW-30 | 12/31/2013 | 2283.36 | NP | 153.31 | NP | 2130.05 | 2130.05 |
| MW-30 | 1/10/2014 | 2283.36 | NP | 153.42 | NP | 2129.94 | 2129.94 |
| MW-30 | 2/18/2014 | 2283.36 | NP | 153.56 | NP | 2129.80 | 2129.80 |
| MW-30 | 3/12/2014 | 2283.36 | NP | 153.54 | NP | 2129.82 | 2129.82 |
| MW-30 | 4/17/2014 | 2283.36 | NP | 153.73 | NP | 2129.63 | 2129.63 |
| MW-30 | 5/22/2014 | 2283.36 | NP | 154.08 | NP | 2129.28 | 2129.28 |
| MW-30 | 6/20/2014 | 2283.36 | NP | 154.40 | NP | 2128.96 | 2128.96 |
| MW-30 | 7/15/2014 | 2283.36 | NP | 154.69 | NP | 2128.67 | 2128.67 |
| MW-30 | 8/14/2014 | 2283.36 | NP | 155.15 | NP | 2128.21 | 2128.21 |
| MW-30 | 9/9/2014 | 2283.36 | NP | 155.22 | NP | 2128.14 | 2128.14 |
| MW-30 | 10/1/2014 | 2283.36 | NP | 154.85 | NP | 2128.51 | 2128.51 |
| MW-30 | 11/18/2014 | 2283.36 | NP | 154.32 | NP | 2129.04 | 2129.04 |
| MW-30 | 12/16/2014 | 2283.36 | NP | 154.10 | NP | 2129.26 | 2129.26 |
| MW-30 | 1/19/2015 | 2283.36 | NP | 153.72 | NP | 2129.64 | 2129.64 |
| MW-30 | 2/19/2015 | 2283.36 | NP | 153.41 | NP | 2129.95 | 2129.95 |
| MW-30 | 3/26/2015 | 2283.36 | NP | 153.02 | NP | 2130.34 | 2130.34 |
| MW-30 | 4/16/2015 | 2283.36 | NP | 152.82 | NP | 2130.54 | 2130.54 |
| MW-30 | 5/19/2015 | 2283.36 | NP | 152.95 | NP | 2130.41 | 2130.41 |
| MW-30 | 6/22/2015 | 2283.36 | NP | 153.40 | NP | 2129.96 | 2129.96 |
| MW-30 | 1/5/2016 | 2283.36 | NP | 152.06 | NP | 2131.30 | 2131.30 |
| MW-30 | 2/10/2016 | 2283.36 | NP | 151.56 | NP | 2131.80 | 2131.80 |

| Well ID | Measurement Date | Measuring Point Elevation (ft amsl) | Depth to LNAPL (ft btoc) | Depth to Water (ft btoc) | Apparent LNAPL Thickness (ft) | Uncorrected Groundwater Elevation (ft amsl) | Potentiometric Surface Elevation (ft amsl) |
|---|---|---|---|---|---|---|---|
| MW-30 | 3/2/2016 | 2283.36 | NP | 151.37 | NP | 2131.99 | 2131.99 |
| MW-30 | 4/5/2016 | 2283.36 | NP | 150.06 | NP | 2133.30 | 2133.30 |
| MW-30 | 5/10/2016 | 2283.36 | NP | 150.89 | NP | 2132.47 | 2132.47 |
| MW-30 | 6/28/2016 | 2283.36 | NP | 151.18 | NP | 2132.18 | 2132.18 |
| MW-30 | 7/28/2016 | 2283.36 | NP | 150.55 | NP | 2132.81 | 2132.81 |
| MW-30 | 8/31/2016 | 2283.36 | NP | 150.72 | NP | 2132.64 | 2132.64 |
| MW-30 | 9/30/2016 | 2283.36 | NP | 150.55 | NP | 2132.81 | 2132.81 |
| MW-30 | 10/12/2016 | 2283.36 | NP | 150.57 | NP | 2132.79 | 2132.79 |
| MW-30 | 11/21/2016 | 2283.36 | NP | 150.31 | NP | 2133.05 | 2133.05 |
| MW-30 | 12/27/2016 | 2283.36 | NP | 150.00 | NP | 2133.36 | 2133.36 |
| MW-30 | 1/25/2017 | 2283.36 | NP | 149.96 | NP | 2133.40 | 2133.40 |
| MW-30 | 2/28/2017 | 2283.36 | NP | 149.29 | NP | 2134.07 | 2134.07 |
| MW-30 | 3/31/2017 | 2283.36 | NP | 149.15 | NP | 2134.21 | 2134.21 |
| MW-30 | 4/21/2017 | 2283.36 | NP | 148.89 | NP | 2134.47 | 2134.47 |
| MW-30 | 5/16/2017 | 2283.36 | NP | 148.84 | NP | 2134.52 | 2134.52 |
| MW-30 | 6/13/2017 | 2283.36 | NP | 148.95 | NP | 2134.41 | 2134.41 |
| MW-30 | 7/11/2017 | 2283.36 | NP | 149.21 | NP | 2134.15 | 2134.15 |
| MW-30 | 8/17/2017 | 2283.36 | NP | 148.38 | NP | 2134.98 | 2134.98 |
| MW-30 | 9/20/2017 | 2283.36 | NP | 147.28 | NP | 2136.08 | 2136.08 |
| MW-30 | 10/26/2017 | 2283.36 | NP | 147.19 | NP | 2136.17 | 2136.17 |
| MW-30 | 11/30/2017 | 2283.36 | NP | 147.11 | NP | 2136.25 | 2136.25 |
| MW-30 | 12/12/2017 | 2283.36 | NP | 147.05 | NP | 2136.31 | 2136.31 |
| MW-30 | 1/31/2018 | 2283.36 | NP | 146.79 | NP | 2136.57 | 2136.57 |
| MW-30 | 2/21/2018 | 2283.36 | NP | 146.56 | NP | 2136.80 | 2136.80 |
| MW-30 | 3/26/2018 | 2283.36 | NP | 146.35 | NP | 2137.01 | 2137.01 |
| MW-30 | 4/10/2018 | 2283.36 | NP | 149.66 | NP | 2133.70 | 2133.70 |
| MW-30 | 5/23/2018 | 2283.36 | NP | 146.17 | NP | 2137.19 | 2137.19 |
| MW-30 | 6/27/2018 | 2283.36 | NP | 158.23 | NP | 2125.13 | 2125.13 |
| MW-30 | 7/16/2018 | 2283.36 | NP | 145.95 | NP | 2137.41 | 2137.41 |
| MW-30 | 8/23/2018 | 2283.36 | NP | 146.10 | NP | 2137.26 | 2137.26 |
| MW-30 | 9/27/2018 | 2283.36 | NP | 145.33 | NP | 2138.03 | 2138.03 |
| MW-30 | 10/22/2018 | 2283.36 | NP | 144.89 | NP | 2138.47 | 2138.47 |
| MW-30 | 11/28/2018 | 2283.36 | NP | 144.00 | NP | 2139.36 | 2139.36 |
| MW-30 | 12/27/2018 | 2283.36 | NP | 143.70 | NP | 2139.66 | 2139.66 |
| MW-30 | 1/16/2019 | 2283.36 | NP | 143.69 | NP | 2139.67 | 2139.67 |
| MW-30 | 2/26/2019 | 2283.36 | NP | 143.05 | NP | 2140.31 | 2140.31 |
| MW-30 | 3/27/2019 | 2283.36 | NP | 142.75 | NP | 2140.61 | 2140.61 |
| MW-30 | 4/9/2019 | 2283.36 | NP | 142.53 | NP | 2140.83 | 2140.83 |
| MW-30 | 5/8/2019 | 2283.36 | NP | 142.19 | NP | 2141.17 | 2141.17 |
| MW-30 | 6/20/2019 | 2283.36 | NP | 142.23 | NP | 2141.13 | 2141.13 |
| MW-30 | 7/25/2019 | 2283.36 | NP | 142.42 | NP | 2140.94 | 2140.94 |
| MW-30 | 8/18/2019 | 2283.36 | NP | 142.70 | NP | 2140.66 | 2140.66 |
| MW-30 | 9/24/2019 | 2283.36 | NP | 143.13 | NP | 2140.23 | 2140.23 |
| MW-30 | 10/17/2019 | 2283.36 | NP | 143.35 | NP | 2140.01 | 2140.01 |
| MW-30 | 11/27/2019 | 2283.36 | NP | 143.41 | NP | 2139.95 | 2139.95 |
| MW-30 | 12/17/2019 | 2283.36 | NP | 143.35 | NP | 2140.01 | 2140.01 |

| Well ID | Measurement Date | Measuring Point Elevation (ft amsl) | Depth to LNAPL (ft btoc) | Depth to Water (ft btoc) | Apparent LNAPL Thickness (ft) | Uncorrected Groundwater Elevation (ft amsl) | Potentiometric Surface Elevation (ft amsl) |
|---|---|---|---|---|---|---|---|
| MW-30 | 1/24/2020 | 2283.36 | NP | 142.83 | NP | 2140.53 | 2140.53 |
| MW-30 | 2/16/2020 | 2283.36 | NP | 142.37 | NP | 2140.99 | 2140.99 |
| MW-30 | 3/10/2020 | 2283.36 | NP | 142.38 | NP | 2140.98 | 2140.98 |
| MW-30 | 4/2/2020 | 2283.36 | NP | 142.45 | NP | 2140.91 | 2140.91 |
| MW-30 | 5/18/2020 | 2283.36 | NP | 142.72 | NP | 2140.64 | 2140.64 |
| MW-30 | 6/25/2020 | 2283.36 | NP | 143.33 | NP | 2140.03 | 2140.03 |
| MW-30 | 7/7/2020 | 2283.36 | NP | 143.58 | NP | 2139.78 | 2139.78 |
| MW-30 | 8/31/2020 | 2283.36 | NP | 144.92 | NP | 2138.44 | 2138.44 |
| MW-30 | 9/16/2020 | 2283.36 | NP | 145.42 | NP | 2137.94 | 2137.94 |
| MW-30 | 10/30/2020 | 2283.36 | NP | 146.93 | NP | 2136.43 | 2136.43 |
| MW-30 | 11/30/2020 | 2283.36 | NP | 148.19 | NP | 2135.17 | 2135.17 |
| MW-30 | 12/31/2020 | 2283.36 | NP | 148.73 | NP | 2134.63 | 2134.63 |
| MW-30 | 1/20/2021 | 2283.36 | NP | 149.28 | NP | 2134.08 | 2134.08 |
| MW-30 | 3/1/2021 | 2283.36 | NP | 150.05 | NP | 2133.31 | 2133.31 |
| MW-30 | 3/27/2021 | 2283.36 | NP | 150.35 | NP | 2133.01 | 2133.01 |
| MW-30 | 4/9/2021 | 2283.36 | NP | 150.40 | NP | 2132.96 | 2132.96 |
| MW-30 | 5/25/2021 | 2283.36 | NP | 151.08 | NP | 2132.28 | 2132.28 |
| MW-30 | 6/15/2021 | 2283.36 | NP | 151.31 | NP | 2132.05 | 2132.05 |
| MW-30 | 7/8/2021 | 2283.36 | NP | 151.82 | NP | 2131.54 | 2131.54 |
| MW-30 | 8/30/2021 | 2283.36 | NP | 151.53 | NP | 2131.83 | 2131.83 |
| MW-30 | 9/28/2021 | 2283.36 | NP | 150.29 | NP | 2133.07 | 2133.07 |
| MW-30 | 10/18/2021 | 2283.36 | NP | 150.10 | NP | 2133.26 | 2133.26 |
| MW-30 | 11/24/2021 | 2283.36 | NP | 150.34 | NP | 2133.02 | 2133.02 |
| MW-30 | 12/21/2021 | 2283.36 | NP | 150.47 | NP | 2132.89 | 2132.89 |
| MW-30 | 1/26/2022 | 2283.36 | NP | 150.72 | NP | 2132.64 | 2132.64 |
| MW-30 | 2/21/2022 | 2283.36 | NP | 150.92 | NP | 2132.44 | 2132.44 |
| MW-30 | 3/16/2022 | 2283.36 | NP | 151.00 | NP | 2132.36 | 2132.36 |
| MW-30 | 4/6/2022 | 2283.36 | NP | 151.15 | NP | 2132.21 | 2132.21 |
| MW-30 | 5/2/2022 | 2283.36 | NP | 151.52 | NP | 2131.84 | 2131.84 |
| MW-30 | 6/17/2022 | 2283.36 | NP | 152.05 | NP | 2131.31 | 2131.31 |
| MW-30 | 7/15/2022 | 2283.36 | NP | 152.17 | NP | 2131.19 | 2131.19 |
| MW-30 | 8/17/2022 | 2283.36 | NP | 152.60 | NP | 2130.76 | 2130.76 |
| MW-30 | 9/8/2022 | 2283.36 | NP | 152.47 | NP | 2130.89 | 2130.89 |
| MW-30 | 10/13/2022 | 2283.36 | NP | 151.95 | NP | 2131.41 | 2131.41 |
| MW-30 | 11/2/2022 | 2283.36 | NP | 151.61 | NP | 2131.75 | 2131.75 |
| MW-30 | 12/12/2022 | 2283.36 | NP | 152.53 | NP | 2130.83 | 2130.83 |
| MW-30 | 1/10/2023 | 2283.36 | NP | 153.86 | NP | 2129.50 | 2129.50 |
| MW-30 | 2/27/2023 | 2283.36 | NP | 150.86 | NP | 2132.50 | 2132.50 |
| MW-30 | 3/27/2023 | 2283.36 | NP | 150.88 | NP | 2132.48 | 2132.48 |
| MW-30 | 4/25/2023 | 2283.36 | NP | 151.60 | NP | 2131.76 | 2131.76 |
| MW-30 | 5/30/2023 | 2283.36 | NP | 150.88 | NP | 2132.48 | 2132.48 |
| MW-30 | 6/6/2023 | 2283.36 | NP | 151.31 | NP | 2132.05 | 2132.05 |
| MW-30 | 8/15/2023 | 2283.36 | NP | 149.78 | NP | 2133.58 | 2133.58 |
| MW-30 | 9/20/2023 | 2283.36 | NP | 149.57 | NP | 2133.79 | 2133.79 |
| MW-30 | 10/31/2023 | 2283.36 | NP | 149.38 | NP | 2133.98 | 2133.98 |
| MW-30 | 11/14/2023 | 2283.36 | NP | 149.31 | NP | 2134.05 | 2134.05 |

| Well ID | Measurement Date | Measuring Point Elevation (ft amsl) | Depth to LNAPL (ft btoc) | Depth to Water (ft btoc) | Apparent LNAPL Thickness (ft) | Uncorrected Groundwater Elevation (ft amsl) | Potentiometric Surface Elevation (ft amsl) |
|---|---|---|---|---|---|---|---|
| MW-30 | 12/21/2023 | 2283.36 | NP | 149.63 | NP | 2133.73 | 2133.73 |
| MW-30 | 2/28/2024 | 2283.36 | NP | 148.22 | NP | 2135.14 | 2135.14 |
| MW-30 | 3/28/2024 | 2283.36 | NP | 147.55 | NP | 2135.81 | 2135.81 |
| MW-30 | 4/30/2024 | 2283.36 | NP | 146.71 | NP | 2136.65 | 2136.65 |
| MW-30 | 5/23/2024 | 2283.36 | NP | 146.08 | NP | 2137.28 | 2137.28 |
| MW-30 | 6/26/2024 | 2283.36 | NP | 145.92 | NP | 2137.44 | 2137.44 |
| A-039A | 8/7/2019 | 2287.53 | NP | 153.13 | NP | 2134.11 | 2134.11 |
| A-039A | 8/18/2019 | 2287.53 | NP | 153.37 | NP | 2133.87 | 2133.87 |
| A-039A | 9/24/2019 | 2287.53 | NP | 154.44 | NP | 2132.80 | 2132.80 |
| A-039A | 10/17/2019 | 2287.53 | NP | 154.65 | NP | 2132.59 | 2132.59 |
| A-039A | 11/27/2019 | 2287.53 | NP | 154.95 | NP | 2132.29 | 2132.29 |
| A-039A | 12/17/2019 | 2287.53 | NP | 154.88 | NP | 2132.36 | 2132.36 |
| A-039A | 1/24/2020 | 2287.53 | NP | 154.04 | NP | 2133.20 | 2133.20 |
| A-039A | 2/16/2020 | 2287.53 | NP | 153.54 | NP | 2133.70 | 2133.70 |
| A-039A | 3/10/2020 | 2287.53 | NP | 153.50 | NP | 2133.74 | 2133.74 |
| A-039A | 4/2/2020 | 2287.53 | NP | 153.27 | NP | 2133.97 | 2133.97 |
| A-039A | 5/18/2020 | 2287.53 | NP | 153.94 | NP | 2133.30 | 2133.30 |
| A-039A | 6/25/2020 | 2287.53 | NP | 155.47 | NP | 2131.77 | 2131.77 |
| A-039A | 7/7/2020 | 2287.53 | NP | 155.93 | NP | 2131.31 | 2131.31 |
| A-039A | 8/31/2020 | 2287.53 | NP | 158.86 | NP | 2128.38 | 2128.38 |
| A-039A | 9/16/2020 | 2287.53 | NP | 159.89 | NP | 2127.35 | 2127.35 |
| A-039A | 10/30/2020 | 2287.53 | NP | 162.78 | NP | 2124.75 | 2124.75 |
| A-039A | 11/30/2020 | 2287.53 | NP | 164.28 | NP | 2123.25 | 2123.25 |
| A-039A | 12/31/2020 | 2287.53 | NP | 165.02 | NP | 2122.51 | 2122.51 |
| A-039A | 1/20/2021 | 2287.53 | NP | 166.04 | NP | 2121.49 | 2121.49 |
| A-039A | 8/15/2023 | 2287.53 | Dry | Dry | Dry | Dry | Dry |
| A-039A | 10/31/2023 | 2287.53 | Dry | Dry | Dry | Dry | Dry |
| A-039A | 11/14/2023 | 2287.53 | Dry | Dry | Dry | Dry | Dry |
| A-039A | 12/21/2023 | 2287.53 | Dry | Dry | Dry | Dry | Dry |
| R-067A | 5/16/2017 | 2299.09 | NP | 168.58 | NP | 2130.52 | 2130.52 |
| R-067A | 6/13/2017 | 2299.09 | NP | 168.81 | NP | 2130.29 | 2130.29 |
| R-067A | 7/14/2017 | 2299.09 | NP | 169.08 | NP | 2130.02 | 2130.02 |
| R-067A | 8/17/2017 | 2299.09 | NP | 168.68 | NP | 2130.42 | 2130.42 |
| R-067A | 9/20/2017 | 2299.09 | NP | 167.70 | NP | 2131.40 | 2131.40 |
| R-067A | 10/26/2017 | 2299.09 | NP | 167.23 | NP | 2131.87 | 2131.87 |
| R-067A | 11/30/2017 | 2299.09 | NP | 167.20 | NP | 2131.90 | 2131.90 |
| R-067A | 12/12/2017 | 2299.09 | NP | 167.19 | NP | 2131.91 | 2131.91 |
| R-067A | 1/31/2018 | 2299.09 | NP | 166.58 | NP | 2132.52 | 2132.52 |
| R-067A | 2/21/2018 | 2299.09 | NP | 166.36 | NP | 2132.74 | 2132.74 |
| R-067A | 3/26/2018 | 2299.09 | NP | 166.03 | NP | 2133.07 | 2133.07 |
| R-067A | 4/10/2018 | 2299.09 | NP | 166.02 | NP | 2133.08 | 2133.08 |
| R-067A | 5/23/2018 | 2299.09 | NP | 165.75 | NP | 2133.35 | 2133.35 |
| R-067A | 6/27/2018 | 2299.09 | NP | 146.13 | NP | 2152.97 | 2152.97 |
| R-067A | 7/16/2018 | 2299.09 | NP | 165.48 | NP | 2133.62 | 2133.62 |
| R-067A | 8/23/2018 | 2299.09 | NP | 165.73 | NP | 2133.37 | 2133.37 |
| R-067A | 9/27/2018 | 2299.09 | NP | 164.97 | NP | 2134.13 | 2134.13 |

| Well ID | Measurement Date | Measuring Point Elevation (ft amsl) | Depth to LNAPL (ft btoc) | Depth to Water (ft btoc) | Apparent LNAPL Thickness (ft) | Uncorrected Groundwater Elevation (ft amsl) | Potentiometric Surface Elevation (ft amsl) |
|---|---|---|---|---|---|---|---|
| R-067A | 10/22/2018 | 2299.09 | NP | 164.50 | NP | 2134.60 | 2134.60 |
| R-067A | 11/28/2018 | 2299.09 | NP | 163.42 | NP | 2135.68 | 2135.68 |
| R-067A | 12/27/2018 | 2299.09 | NP | 163.05 | NP | 2136.05 | 2136.05 |
| R-067A | 8/7/2019 | 2299.09 | NP | 162.16 | NP | 2136.94 | 2136.94 |
| R-067A | 8/18/2019 | 2299.09 | NP | 162.36 | NP | 2136.74 | 2136.74 |
| R-067A | 9/24/2019 | 2299.09 | NP | 163.10 | NP | 2136.00 | 2136.00 |
| R-067A | 10/17/2019 | 2299.09 | NP | 163.18 | NP | 2135.92 | 2135.92 |
| R-067A | 11/27/2019 | 2299.09 | NP | 163.37 | NP | 2135.73 | 2135.73 |
| R-067A | 12/17/2019 | 2299.09 | NP | 163.35 | NP | 2135.75 | 2135.75 |
| R-067A | 1/24/2020 | 2299.09 | NP | 162.64 | NP | 2136.46 | 2136.46 |
| R-067A | 2/16/2020 | 2299.09 | NP | 162.24 | NP | 2136.86 | 2136.86 |
| R-067A | 3/10/2020 | 2299.09 | NP | 162.28 | NP | 2136.82 | 2136.82 |
| R-067A | 4/2/2020 | 2299.09 | NP | 162.20 | NP | 2136.90 | 2136.90 |
| R-067A | 5/18/2020 | 2299.09 | NP | 162.63 | NP | 2136.47 | 2136.47 |
| R-067A | 6/25/2020 | 2299.09 | NP | 163.53 | NP | 2135.57 | 2135.57 |
| R-067A | 7/7/2020 | 2299.09 | NP | 163.88 | NP | 2135.22 | 2135.22 |
| R-067A | 8/31/2020 | 2299.09 | NP | 165.82 | NP | 2133.28 | 2133.28 |
| R-067A | 9/16/2020 | 2299.09 | NP | 166.51 | NP | 2132.59 | 2132.59 |
| R-067A | 10/30/2020 | 2299.09 | NP | 168.68 | NP | 2130.41 | 2130.41 |
| R-067A | 11/30/2020 | 2299.09 | NP | 170.08 | NP | 2129.01 | 2129.01 |
| R-067A | 12/31/2020 | 2299.09 | NP | 170.79 | NP | 2128.30 | 2128.30 |
| R-067A | 1/20/2021 | 2299.09 | NP | 171.38 | NP | 2127.71 | 2127.71 |
| R-067A | 3/1/2021 | 2299.09 | NP | 171.96 | NP | 2127.13 | 2127.13 |
| R-067A | 3/27/2021 | 2299.09 | NP | 172.11 | NP | 2126.98 | 2126.98 |
| R-067A | 4/9/2021 | 2299.09 | NP | 172.08 | NP | 2127.01 | 2127.01 |
| R-067A | 5/25/2021 | 2299.09 | NP | 172.77 | NP | 2126.32 | 2126.32 |
| R-067A | 6/15/2021 | 2299.09 | NP | 173.13 | NP | 2125.96 | 2125.96 |
| R-067A | 7/8/2021 | 2299.09 | NP | 173.69 | NP | 2125.40 | 2125.40 |
| R-067A | 8/30/2021 | 2299.09 | NP | 173.88 | NP | 2125.21 | 2125.21 |
| R-067A | 9/28/2021 | 2299.09 | NP | 172.70 | NP | 2126.39 | 2126.39 |
| R-067A | 10/18/2021 | 2299.09 | NP | 172.26 | NP | 2126.83 | 2126.83 |
| R-067A | 11/24/2021 | 2299.09 | NP | 172.14 | NP | 2126.95 | 2126.95 |
| R-067A | 12/21/2021 | 2299.09 | NP | 172.30 | NP | 2126.79 | 2126.79 |
| R-067A | 1/26/2022 | 2299.09 | NP | 172.60 | NP | 2126.49 | 2126.49 |
| R-067A | 3/16/2022 | 2299.09 | NP | 172.78 | NP | 2126.31 | 2126.31 |
| R-067A | 4/6/2022 | 2299.09 | NP | 172.96 | NP | 2126.13 | 2126.13 |
| R-067A | 5/2/2022 | 2299.09 | NP | 173.43 | NP | 2125.66 | 2125.66 |
| R-067A | 6/17/2022 | 2299.09 | NP | 174.14 | NP | 2124.95 | 2124.95 |
| R-067A | 7/15/2022 | 2299.09 | NP | 174.36 | NP | 2124.73 | 2124.73 |
| R-067A | 8/17/2022 | 2299.09 | NP | 174.78 | NP | 2124.31 | 2124.31 |
| R-067A | 9/8/2022 | 2299.09 | NP | 174.87 | NP | 2124.22 | 2124.22 |
| R-067A | 10/13/2022 | 2299.09 | NP | 174.29 | NP | 2124.80 | 2124.80 |
| R-067A | 11/2/2022 | 2299.09 | NP | 173.83 | NP | 2125.26 | 2125.26 |
| R-067A | 12/12/2022 | 2299.09 | NP | 173.26 | NP | 2125.83 | 2125.83 |
| R-067A | 1/10/2023 | 2299.09 | NP | 173.18 | NP | 2125.91 | 2125.91 |
| R-067A | 2/27/2023 | 2299.09 | NP | 172.81 | NP | 2126.28 | 2126.28 |

| Well ID | Measurement Date | Measuring Point Elevation (ft amsl) | Depth to LNAPL (ft btoc) | Depth to Water (ft btoc) | Apparent LNAPL Thickness (ft) | Uncorrected Groundwater Elevation (ft amsl) | Potentiometric Surface Elevation (ft amsl) |
|---|---|---|---|---|---|---|---|
| R-067A | 3/27/2023 | 2299.09 | NP | 172.60 | NP | 2126.49 | 2126.49 |
| R-067A | 4/25/2023 | 2299.09 | NP | 172.02 | NP | 2127.07 | 2127.07 |
| R-067A | 5/30/2023 | 2299.09 | NP | 171.72 | NP | 2127.37 | 2127.37 |
| R-067A | 6/6/2023 | 2299.09 | NP | 171.82 | NP | 2127.27 | 2127.27 |
| R-067A | 8/15/2023 | 2299.09 | NP | 171.51 | NP | 2127.58 | 2127.58 |
| R-067A | 9/20/2023 | 2299.09 | NP | 171.45 | NP | 2127.64 | 2127.64 |
| R-067A | 10/31/2023 | 2299.09 | NP | 171.31 | NP | 2127.78 | 2127.78 |
| R-067A | 11/14/2023 | 2299.09 | NP | 171.24 | NP | 2127.85 | 2127.85 |
| R-067A | 12/21/2023 | 2299.09 | NP | 171.48 | NP | 2127.61 | 2127.61 |
| R-067A | 2/28/2024 | 2299.09 | NP | 169.24 | NP | 2129.85 | 2129.85 |
| R-067A | 3/28/2024 | 2299.09 | NP | 168.68 | NP | 2130.41 | 2130.41 |
| R-067A | 4/30/2024 | 2299.09 | NP | 167.54 | NP | 2131.55 | 2131.55 |
| R-067A | 5/23/2024 | 2299.09 | NP | 167.01 | NP | 2132.08 | 2132.08 |
| R-067A | 6/26/2024 | 2299.09 | NP | 166.90 | NP | 2132.19 | 2132.19 |
| R-079A | 4/21/2017 | 2282.29 | NP | 154.18 | NP | 2128.11 | 2128.11 |
| R-079A | 5/16/2017 | 2282.29 | NP | 154.11 | NP | 2128.18 | 2128.18 |
| R-079A | 6/13/2017 | 2282.29 | NP | 154.48 | NP | 2127.81 | 2127.81 |
| R-079A | 7/13/2017 | 2282.29 | NP | 154.86 | NP | 2127.43 | 2127.43 |
| R-079A | 8/17/2017 | 2282.29 | NP | 154.18 | NP | 2128.11 | 2128.11 |
| R-079A | 9/20/2017 | 2282.29 | NP | 152.98 | NP | 2129.31 | 2129.31 |
| R-079A | 10/26/2017 | 2282.29 | NP | 152.94 | NP | 2129.35 | 2129.35 |
| R-079A | 11/30/2017 | 2282.29 | NP | 152.91 | NP | 2129.38 | 2129.38 |
| R-079A | 12/12/2017 | 2282.29 | NP | 152.89 | NP | 2129.40 | 2129.40 |
| R-079A | 1/31/2018 | 2282.29 | NP | 152.19 | NP | 2130.10 | 2130.10 |
| R-079A | 2/21/2018 | 2282.29 | NP | 151.87 | NP | 2130.42 | 2130.42 |
| R-079A | 3/26/2018 | 2282.29 | NP | 151.50 | NP | 2130.79 | 2130.79 |
| R-079A | 4/10/2018 | 2282.29 | NP | 151.46 | NP | 2130.83 | 2130.83 |
| R-079A | 5/23/2018 | 2282.29 | NP | 151.14 | NP | 2131.15 | 2131.15 |
| R-079A | 6/27/2018 | 2282.29 | NP | 165.55 | NP | 2116.74 | 2116.74 |
| R-079A | 7/16/2018 | 2282.29 | NP | 150.93 | NP | 2131.36 | 2131.36 |
| R-079A | 8/23/2018 | 2282.29 | NP | 151.25 | NP | 2131.04 | 2131.04 |
| R-079A | 9/27/2018 | 2282.29 | NP | 150.14 | NP | 2132.15 | 2132.15 |
| R-079A | 10/22/2018 | 2282.29 | NP | 149.60 | NP | 2132.69 | 2132.69 |
| R-079A | 11/28/2018 | 2282.29 | NP | 148.28 | NP | 2134.01 | 2134.01 |
| R-079A | 12/27/2018 | 2282.29 | NP | 147.98 | NP | 2134.31 | 2134.31 |
| R-079A | 8/6/2019 | 2282.29 | NP | 147.42 | NP | 2134.87 | 2134.87 |
| R-079A | 8/18/2019 | 2282.29 | NP | 147.97 | NP | 2134.32 | 2134.32 |
| R-079A | 9/24/2019 | 2282.29 | NP | 148.78 | NP | 2133.51 | 2133.51 |
| R-079A | 10/17/2019 | 2282.29 | NP | 148.72 | NP | 2133.57 | 2133.57 |
| R-079A | 11/27/2019 | 2282.29 | NP | 149.09 | NP | 2133.20 | 2133.20 |
| R-079A | 12/17/2019 | 2282.29 | NP | 149.10 | NP | 2133.19 | 2133.19 |
| R-079A | 1/24/2020 | 2282.29 | NP | 148.05 | NP | 2134.24 | 2134.24 |
| R-079A | 2/16/2020 | 2282.29 | NP | 147.62 | NP | 2134.67 | 2134.67 |
| R-079A | 3/10/2020 | 2282.29 | NP | 147.67 | NP | 2134.62 | 2134.62 |
| R-079A | 4/2/2020 | 2282.29 | NP | 147.52 | NP | 2134.77 | 2134.77 |
| R-079A | 5/18/2020 | 2282.29 | NP | 148.28 | NP | 2134.01 | 2134.01 |

| Well ID | Measurement Date | Measuring Point Elevation (ft amsl) | Depth to LNAPL (ft btoc) | Depth to Water (ft btoc) | Apparent LNAPL Thickness (ft) | Uncorrected Groundwater Elevation (ft amsl) | Potentiometric Surface Elevation (ft amsl) |
|---|---|---|---|---|---|---|---|
| R-079A | 6/25/2020 | 2282.29 | NP | 149.61 | NP | 2132.68 | 2132.68 |
| R-079A | 7/7/2020 | 2282.29 | NP | 150.06 | NP | 2132.23 | 2132.23 |
| R-079A | 8/31/2020 | 2282.29 | NP | 152.63 | NP | 2129.66 | 2129.66 |
| R-079A | 9/16/2020 | 2282.29 | NP | 153.53 | NP | 2128.76 | 2128.76 |
| R-079A | 10/30/2020 | 2282.29 | NP | 156.07 | NP | 2126.22 | 2126.22 |
| R-079A | 11/30/2020 | 2282.29 | NP | 157.57 | NP | 2124.72 | 2124.72 |
| R-079A | 12/31/2020 | 2282.29 | NP | 158.36 | NP | 2123.93 | 2123.93 |
| R-079A | 1/20/2021 | 2282.29 | NP | 158.90 | NP | 2123.39 | 2123.39 |
| R-079A | 3/1/2021 | 2282.29 | NP | 159.25 | NP | 2123.04 | 2123.04 |
| R-079A | 3/27/2021 | 2282.29 | NP | 159.26 | NP | 2123.03 | 2123.03 |
| R-079A | 4/9/2021 | 2282.29 | NP | 159.15 | NP | 2123.14 | 2123.14 |
| R-079A | 5/25/2021 | 2282.29 | NP | 159.93 | NP | 2122.36 | 2122.36 |
| R-079A | 6/15/2021 | 2282.29 | NP | 160.35 | NP | 2121.94 | 2121.94 |
| R-079A | 7/8/2021 | 2282.29 | NP | 161.01 | NP | 2121.28 | 2121.28 |
| R-079A | 8/30/2021 | 2282.29 | NP | 160.87 | NP | 2121.42 | 2121.42 |
| R-079A | 9/28/2021 | 2282.29 | NP | 159.04 | NP | 2123.25 | 2123.25 |
| R-079A | 10/18/2021 | 2282.29 | NP | 158.75 | NP | 2123.54 | 2123.54 |
| R-079A | 11/24/2021 | 2282.29 | NP | 158.98 | NP | 2123.31 | 2123.31 |
| R-079A | 12/21/2021 | 2282.29 | NP | 159.29 | NP | 2123.00 | 2123.00 |
| R-079A | 1/26/2022 | 2282.29 | NP | 159.72 | NP | 2122.57 | 2122.57 |
| R-079A | 3/16/2022 | 2282.29 | NP | 159.81 | NP | 2122.48 | 2122.48 |
| R-079A | 4/6/2022 | 2282.29 | NP | 160.02 | NP | 2122.27 | 2122.27 |
| R-079A | 5/2/2022 | 2282.29 | NP | 160.63 | NP | 2121.66 | 2121.66 |
| R-079A | 6/17/2022 | 2282.29 | NP | 161.55 | NP | 2120.74 | 2120.74 |
| R-079A | 7/15/2022 | 2282.29 | NP | 161.87 | NP | 2120.42 | 2120.42 |
| R-079A | 8/17/2022 | 2282.29 | NP | 162.32 | NP | 2119.97 | 2119.97 |
| R-079A | 9/8/2022 | 2282.29 | NP | 162.46 | NP | 2119.83 | 2119.83 |
| R-079A | 10/13/2022 | 2282.29 | NP | 161.14 | NP | 2121.15 | 2121.15 |
| R-079A | 11/2/2022 | 2282.29 | NP | 160.45 | NP | 2121.84 | 2121.84 |
| R-079A | 12/12/2022 | 2282.29 | NP | 160.13 | NP | 2122.16 | 2122.16 |
| R-079A | 1/10/2023 | 2282.29 | NP | 160.22 | NP | 2122.07 | 2122.07 |
| R-079A | 2/27/2023 | 2282.29 | NP | 159.80 | NP | 2122.49 | 2122.49 |
| R-079A | 3/27/2023 | 2282.29 | NP | 159.46 | NP | 2122.83 | 2122.83 |
| R-079A | 5/30/2023 | 2282.29 | NP | 158.50 | NP | 2123.79 | 2123.79 |
| R-079A | 8/15/2023 | 2282.29 | NP | 158.39 | NP | 2123.90 | 2123.90 |
| R-079A | 9/20/2023 | 2282.29 | NP | 158.12 | NP | 2124.17 | 2124.17 |
| R-079A | 10/31/2023 | 2282.29 | NP | 157.78 | NP | 2124.51 | 2124.51 |
| R-079A | 11/14/2023 | 2282.29 | NP | 157.71 | NP | 2124.58 | 2124.58 |
| R-079A | 12/21/2023 | 2282.29 | NP | 157.98 | NP | 2124.31 | 2124.31 |
| R-079A | 2/28/2024 | 2282.29 | NP | 155.77 | NP | 2126.52 | 2126.52 |
| R-079A | 3/28/2024 | 2282.29 | NP | 154.98 | NP | 2127.31 | 2127.31 |
| R-079A | 4/30/2024 | 2282.29 | NP | 153.80 | NP | 2128.49 | 2128.49 |
| R-079A | 5/23/2024 | 2282.29 | NP | 153.04 | NP | 2129.25 | 2129.25 |
| R-079A | 6/26/2024 | 2282.29 | NP | 152.88 | NP | 2129.41 | 2129.41 |
| R-082A | 4/21/2017 | 2283.81 | NP | 159.52 | NP | 2124.29 | 2124.29 |
| R-082A | 5/16/2017 | 2283.81 | NP | 159.41 | NP | 2124.40 | 2124.40 |

| Well ID | Measurement Date | Measuring Point Elevation (ft amsl) | Depth to LNAPL (ft btoc) | Depth to Water (ft btoc) | Apparent LNAPL Thickness (ft) | Uncorrected Groundwater Elevation (ft amsl) | Potentiometric Surface Elevation (ft amsl) |
|---|---|---|---|---|---|---|---|
| R-082A | 6/13/2017 | 2283.81 | NP | 159.94 | NP | 2123.87 | 2123.87 |
| R-082A | 7/13/2017 | 2283.81 | NP | 160.42 | NP | 2123.39 | 2123.39 |
| R-082A | 8/17/2017 | 2283.81 | NP | 159.93 | NP | 2123.88 | 2123.88 |
| R-082A | 9/20/2017 | 2283.81 | NP | 158.90 | NP | 2124.91 | 2124.91 |
| R-082A | 10/26/2017 | 2283.81 | NP | 158.87 | NP | 2124.94 | 2124.94 |
| R-082A | 11/30/2017 | 2283.81 | NP | 152.88 | NP | 2130.93 | 2130.93 |
| R-082A | 12/12/2017 | 2283.81 | NP | 158.61 | NP | 2125.20 | 2125.20 |
| R-082A | 1/31/2018 | 2283.81 | NP | 157.67 | NP | 2126.14 | 2126.14 |
| R-082A | 2/21/2018 | 2283.81 | NP | 157.22 | NP | 2126.59 | 2126.59 |
| R-082A | 3/26/2018 | 2283.81 | NP | 156.78 | NP | 2127.03 | 2127.03 |
| R-082A | 4/10/2018 | 2283.81 | NP | 159.86 | NP | 2123.95 | 2123.95 |
| R-082A | 5/23/2018 | 2283.81 | NP | 156.29 | NP | 2127.52 | 2127.52 |
| R-082A | 6/27/2018 | 2283.81 | NP | 150.95 | NP | 2132.86 | 2132.86 |
| R-082A | 7/16/2018 | 2283.81 | NP | 156.17 | NP | 2127.64 | 2127.64 |
| R-082A | 8/23/2018 | 2283.81 | NP | 156.57 | NP | 2127.24 | 2127.24 |
| R-082A | 9/27/2018 | 2283.81 | NP | 155.64 | NP | 2128.17 | 2128.17 |
| R-082A | 10/22/2018 | 2283.81 | NP | 154.99 | NP | 2128.82 | 2128.82 |
| R-082A | 11/28/2018 | 2283.81 | NP | 153.69 | NP | 2130.12 | 2130.12 |
| R-082A | 12/27/2018 | 2283.81 | NP | 153.24 | NP | 2130.57 | 2130.57 |
| R-082A | 8/6/2019 | 2283.81 | NP | 153.45 | NP | 2130.36 | 2130.36 |
| R-082A | 8/18/2019 | 2283.81 | NP | 153.78 | NP | 2130.03 | 2130.03 |
| R-082A | 9/24/2019 | 2283.81 | NP | 154.85 | NP | 2128.96 | 2128.96 |
| R-082A | 10/17/2019 | 2283.81 | NP | 154.92 | NP | 2128.89 | 2128.89 |
| R-082A | 11/27/2019 | 2283.81 | NP | 155.07 | NP | 2128.74 | 2128.74 |
| R-082A | 12/17/2019 | 2283.81 | NP | 154.94 | NP | 2128.87 | 2128.87 |
| R-082A | 1/24/2020 | 2283.81 | NP | 153.82 | NP | 2129.99 | 2129.99 |
| R-082A | 2/16/2020 | 2283.81 | NP | 153.30 | NP | 2130.51 | 2130.51 |
| R-082A | 3/10/2020 | 2283.81 | NP | 153.29 | NP | 2130.52 | 2130.52 |
| R-082A | 4/13/2020 | 2283.81 | NP | 153.29 | NP | 2130.52 | 2130.52 |
| R-082A | 5/18/2020 | 2283.81 | NP | 154.30 | NP | 2129.51 | 2129.51 |
| R-082A | 6/25/2020 | 2283.81 | NP | 156.05 | NP | 2127.76 | 2127.76 |
| R-082A | 7/7/2020 | 2283.81 | NP | 156.63 | NP | 2127.18 | 2127.18 |
| R-082A | 8/31/2020 | 2283.81 | NP | 159.84 | NP | 2123.97 | 2123.97 |
| R-082A | 9/16/2020 | 2283.81 | NP | 160.92 | NP | 2122.89 | 2122.89 |
| R-082A | 10/30/2020 | 2283.81 | NP | 163.77 | NP | 2120.04 | 2120.04 |
| R-082A | 11/30/2020 | 2283.81 | NP | 165.13 | NP | 2118.68 | 2118.68 |
| R-082A | 12/31/2020 | 2283.81 | NP | 165.75 | NP | 2118.06 | 2118.06 |
| R-082A | 1/20/2021 | 2283.81 | NP | 166.11 | NP | 2117.70 | 2117.70 |
| R-082A | 3/1/2021 | 2283.81 | NP | 166.13 | NP | 2117.68 | 2117.68 |
| R-082A | 3/27/2021 | 2283.81 | NP | 165.85 | NP | 2117.96 | 2117.96 |
| R-082A | 4/9/2021 | 2283.81 | NP | 165.73 | NP | 2118.08 | 2118.08 |
| R-082A | 5/25/2021 | 2283.81 | NP | 166.72 | NP | 2117.09 | 2117.09 |
| R-082A | 6/15/2021 | 2283.81 | NP | 167.24 | NP | 2116.57 | 2116.57 |
| R-082A | 7/8/2021 | 2283.81 | NP | 168.04 | NP | 2115.77 | 2115.77 |
| R-082A | 8/30/2021 | 2283.81 | NP | 167.85 | NP | 2115.96 | 2115.96 |
| R-082A | 9/28/2021 | 2283.81 | NP | 166.03 | NP | 2117.78 | 2117.78 |

| Well ID | Measurement Date | Measuring Point Elevation (ft amsl) | Depth to LNAPL (ft btoc) | Depth to Water (ft btoc) | Apparent LNAPL Thickness (ft) | Uncorrected Groundwater Elevation (ft amsl) | Potentiometric Surface Elevation (ft amsl) |
|---|---|---|---|---|---|---|---|
| R-082A | 10/18/2021 | 2283.81 | NP | 165.77 | NP | 2118.04 | 2118.04 |
| R-082A | 11/24/2021 | 2283.81 | NP | 165.98 | NP | 2117.83 | 2117.83 |
| R-082A | 12/21/2021 | 2283.81 | NP | 166.33 | NP | 2117.48 | 2117.48 |
| R-082A | 1/26/2022 | 2283.81 | NP | 166.61 | NP | 2117.20 | 2117.20 |
| R-082A | 3/16/2022 | 2283.81 | NP | 166.61 | NP | 2117.20 | 2117.20 |
| R-082A | 4/6/2022 | 2283.81 | NP | 166.83 | NP | 2116.98 | 2116.98 |
| R-082A | 5/2/2022 | 2283.81 | NP | 167.58 | NP | 2116.23 | 2116.23 |
| R-082A | 6/17/2022 | 2283.81 | NP | 168.68 | NP | 2115.13 | 2115.13 |
| R-082A | 7/15/2022 | 2283.81 | NP | 169.03 | NP | 2114.78 | 2114.78 |
| R-082A | 8/17/2022 | 2283.81 | NP | 169.43 | NP | 2114.38 | 2114.38 |
| R-082A | 9/8/2022 | 2283.81 | NP | 169.54 | NP | 2114.27 | 2114.27 |
| R-082A | 10/13/2022 | 2283.81 | NP | 168.25 | NP | 2115.56 | 2115.56 |
| R-082A | 11/2/2022 | 2283.81 | NP | 167.68 | NP | 2116.13 | 2116.13 |
| R-082A | 12/12/2022 | 2283.81 | NP | 167.26 | NP | 2116.55 | 2116.55 |
| R-082A | 1/10/2023 | 2283.81 | NP | 160.04 | NP | 2123.77 | 2123.77 |
| R-082A | 2/27/2023 | 2283.81 | NP | 166.53 | NP | 2117.28 | 2117.28 |
| R-082A | 3/27/2023 | 2283.81 | NP | 166.04 | NP | 2117.77 | 2117.77 |
| R-082A | 5/30/2023 | 2283.81 | NP | 165.20 | NP | 2118.61 | 2118.61 |
| R-082A | 8/15/2023 | 2283.81 | NP | 161.91 | NP | 2121.90 | 2121.90 |
| R-082A | 9/20/2023 | 2283.81 | Dry | Dry | Dry | Dry | Dry |
| R-082A | 10/31/2023 | 2283.81 | NP | 164.63 | NP | 2119.18 | 2119.18 |
| R-082A | 11/14/2023 | 2283.81 | NP | 164.44 | NP | 2119.37 | 2119.37 |
| R-082A | 12/21/2023 | 2283.81 | NP | 164.62 | NP | 2119.19 | 2119.19 |
| R-082A | 2/28/2024 | 2283.81 | NP | 161.91 | NP | 2121.90 | 2121.90 |
| R-082A | 3/28/2024 | 2283.81 | NP | 161.08 | NP | 2122.73 | 2122.73 |
| R-082A | 4/30/2024 | 2283.81 | NP | 159.83 | NP | 2123.98 | 2123.98 |
| R-082A | 5/23/2024 | 2283.81 | NP | 159.02 | NP | 2124.79 | 2124.79 |
| R-082A | 6/26/2024 | 2283.81 | NP | 158.91 | NP | 2124.90 | 2124.90 |
| R-122A | 8/7/2019 | 2289.16 | NP | 152.42 | NP | 2136.88 | 2136.88 |
| R-122A | 8/18/2019 | 2289.16 | NP | 152.57 | NP | 2136.73 | 2136.73 |
| R-122A | 9/24/2019 | 2289.16 | NP | 153.30 | NP | 2136.00 | 2136.00 |
| R-122A | 10/17/2019 | 2289.16 | NP | 153.23 | NP | 2136.07 | 2136.07 |
| R-122A | 11/27/2019 | 2289.16 | NP | 153.44 | NP | 2135.86 | 2135.86 |
| R-122A | 12/17/2019 | 2289.16 | NP | 153.47 | NP | 2135.83 | 2135.83 |
| R-122A | 1/24/2020 | 2289.16 | NP | 154.62 | NP | 2134.68 | 2134.68 |
| R-122A | 2/16/2020 | 2289.16 | NP | 152.17 | NP | 2137.13 | 2137.13 |
| R-122A | 3/10/2020 | 2289.16 | NP | 152.28 | NP | 2137.02 | 2137.02 |
| R-122A | 4/2/2020 | 2289.16 | NP | 152.20 | NP | 2137.10 | 2137.10 |
| R-122A | 5/18/2020 | 2289.16 | NP | 152.76 | NP | 2136.54 | 2136.54 |
| R-122A | 6/25/2020 | 2289.16 | NP | 153.74 | NP | 2135.56 | 2135.56 |
| R-122A | 7/7/2020 | 2289.16 | NP | 154.13 | NP | 2135.17 | 2135.17 |
| R-122A | 8/31/2020 | 2289.16 | NP | 156.18 | NP | 2133.12 | 2133.12 |
| R-122A | 9/16/2020 | 2289.16 | NP | 156.91 | NP | 2132.39 | 2132.39 |
| R-122A | 10/30/2020 | 2289.16 | NP | 159.15 | NP | 2130.01 | 2130.01 |
| R-122A | 11/30/2020 | 2289.16 | NP | 160.56 | NP | 2128.60 | 2128.60 |
| R-122A | 12/31/2020 | 2289.16 | NP | 161.29 | NP | 2127.87 | 2127.87 |

| Well ID | Measurement Date | Measuring Point Elevation (ft amsl) | Depth to LNAPL (ft btoc) | Depth to Water (ft btoc) | Apparent LNAPL Thickness (ft) | Uncorrected Groundwater Elevation (ft amsl) | Potentiometric Surface Elevation (ft amsl) |
|---|---|---|---|---|---|---|---|
| R-122A | 1/20/2021 | 2289.16 | NP | 161.89 | NP | 2127.27 | 2127.27 |
| R-122A | 3/1/2021 | 2289.16 | NP | 162.43 | NP | 2126.73 | 2126.73 |
| R-122A | 3/27/2021 | 2289.16 | NP | 162.57 | NP | 2126.59 | 2126.59 |
| R-122A | 4/9/2021 | 2289.16 | NP | 162.52 | NP | 2126.64 | 2126.64 |
| R-122A | 5/25/2021 | 2289.16 | NP | 163.25 | NP | 2125.91 | 2125.91 |
| R-122A | 6/15/2021 | 2289.16 | NP | 163.61 | NP | 2125.55 | 2125.55 |
| R-122A | 7/8/2021 | 2289.16 | NP | 164.19 | NP | 2124.97 | 2124.97 |
| R-122A | 8/30/2021 | 2289.16 | NP | 164.33 | NP | 2124.83 | 2124.83 |
| R-122A | 9/28/2021 | 2289.16 | NP | 162.87 | NP | 2126.29 | 2126.29 |
| R-122A | 10/18/2021 | 2289.16 | NP | 162.27 | NP | 2126.89 | 2126.89 |
| R-122A | 11/24/2021 | 2289.16 | NP | 162.30 | NP | 2126.86 | 2126.86 |
| R-122A | 12/21/2021 | 2289.16 | NP | 162.53 | NP | 2126.63 | 2126.63 |
| R-122A | 1/26/2022 | 2289.16 | NP | 162.90 | NP | 2126.26 | 2126.26 |
| R-122A | 3/16/2022 | 2289.16 | NP | 163.09 | NP | 2126.07 | 2126.07 |
| R-122A | 4/6/2022 | 2289.16 | NP | 163.29 | NP | 2125.87 | 2125.87 |
| R-122A | 5/2/2022 | 2289.16 | NP | 163.82 | NP | 2125.34 | 2125.34 |
| R-122A | 6/17/2022 | 2289.16 | NP | 164.58 | NP | 2124.58 | 2124.58 |
| R-122A | 7/15/2022 | 2289.16 | NP | 164.82 | NP | 2124.34 | 2124.34 |
| R-122A | 8/17/2022 | 2289.16 | NP | 165.25 | NP | 2123.91 | 2123.91 |
| R-122A | 9/8/2022 | 2289.16 | NP | 165.39 | NP | 2123.77 | 2123.77 |
| R-122A | 10/13/2022 | 2289.16 | NP | 164.56 | NP | 2124.60 | 2124.60 |
| R-122A | 11/2/2022 | 2289.16 | NP | 163.90 | NP | 2125.26 | 2125.26 |
| R-122A | 12/12/2022 | 2289.16 | NP | 163.37 | NP | 2125.79 | 2125.79 |
| R-122A | 1/10/2023 | 2289.16 | NP | 163.40 | NP | 2125.76 | 2125.76 |
| R-122A | 2/27/2023 | 2289.16 | NP | 163.08 | NP | 2126.08 | 2126.08 |
| R-122A | 3/27/2023 | 2289.16 | NP | 162.91 | NP | 2126.25 | 2126.25 |
| R-122A | 4/25/2023 | 2289.16 | NP | 162.26 | NP | 2126.90 | 2126.90 |
| R-122A | 5/30/2023 | 2289.16 | NP | 161.96 | NP | 2127.20 | 2127.20 |
| R-122A | 6/6/2023 | 2289.16 | NP | 161.51 | NP | 2127.65 | 2127.65 |
| R-122A | 8/15/2023 | 2289.16 | NP | 161.85 | NP | 2127.31 | 2127.31 |
| R-122A | 9/20/2023 | 2289.16 | NP | 161.73 | NP | 2127.43 | 2127.43 |
| R-122A | 10/31/2023 | 2289.16 | NP | 161.38 | NP | 2127.78 | 2127.78 |
| R-122A | 11/14/2023 | 2289.16 | NP | 161.33 | NP | 2127.83 | 2127.83 |
| R-122A | 12/21/2023 | 2289.16 | NP | 161.58 | NP | 2127.58 | 2127.58 |
| R-122A | 2/28/2024 | 2289.16 | NP | 159.62 | NP | 2129.54 | 2129.54 |
| R-122A | 3/28/2024 | 2289.16 | NP | 159.09 | NP | 2130.07 | 2130.07 |
| R-122A | 4/30/2024 | 2289.16 | NP | 157.89 | NP | 2131.27 | 2131.27 |
| R-122A | 5/23/2024 | 2289.16 | NP | 157.01 | NP | 2132.15 | 2132.15 |
| R-122A | 6/26/2024 | 2289.16 | NP | 156.87 | NP | 2132.29 | 2132.29 |
| WR-070A | 5/16/2017 | Unknown* | NP | 138.40 | NP | Unknown* | Unknown* |
| WR-093A | 5/18/2017 | 2277.71 | NP | 158.35 | NP | 2119.36 | 2119.36 |
| WR-093A | 5/23/2018 | 2277.71 | NP | 154.19 | NP | 2123.52 | 2123.52 |
| WR-093A | 5/8/2019 | 2277.71 | NP | 154.19 | NP | 2123.52 | 2123.52 |
| WR-093A | 4/30/2020 | 2277.71 | NP | 157.92 | NP | 2119.79 | 2119.79 |
| WR-093A | 7/15/2022 | 2277.71 | NP | 186.02 | NP | 2091.69 | 2091.69 |
| WR-093A | 8/17/2022 | 2277.71 | NP | 185.58 | NP | 2092.13 | 2092.13 |

| Well ID | Measurement Date | Measuring Point Elevation (ft amsl) | Depth to LNAPL (ft btoc) | Depth to Water (ft btoc) | Apparent LNAPL Thickness (ft) | Uncorrected Groundwater Elevation (ft amsl) | Potentiometric Surface Elevation (ft amsl) |
|---|---|---|---|---|---|---|---|
| WR-093A | 9/8/2022 | 2277.71 | NP | 184.26 | NP | 2093.45 | 2093.45 |
| WR-093A | 10/13/2022 | 2277.71 | NP | 182.87 | NP | 2094.84 | 2094.84 |
| WR-093A | 11/2/2022 | 2277.71 | NP | 182.45 | NP | 2095.26 | 2095.26 |
| WR-093A | 12/12/2022 | 2277.71 | NP | 181.19 | NP | 2096.52 | 2096.52 |
| WR-093A | 1/10/2023 | 2277.71 | NP | 179.82 | NP | 2097.89 | 2097.89 |
| WR-093A | 3/27/2023 | 2277.71 | Dry | Dry | Dry | Dry | Dry |
| WR-093A | 4/25/2023 | 2277.71 | Dry | Dry | Dry | Dry | Dry |
| WR-093A | 6/6/2023 | 2277.71 | Dry | Dry | Dry | Dry | Dry |
| WR-093A | 9/20/2023 | 2277.71 | Dry | Dry | Dry | Dry | Dry |
| WR-093A | 2/28/2024 | 2277.71 | NP | 168.76 | NP | 2108.95 | 2108.95 |
| WR-093A | 4/30/2024 | 2277.71 | NP | 164.30 | NP | 2113.41 | 2113.41 |
| WR-093A | 5/23/2024 | 2277.71 | NP | 165.18 | NP | 2112.53 | 2112.53 |
| WR-093A | 6/26/2024 | 2277.71 | NP | 165.07 | NP | 2112.64 | 2112.64 |
| WR-242A | 8/7/2019 | 2287.48 | NP | 151.75 | NP | 2135.71 | 2135.71 |
| WR-242A | 8/18/2019 | 2287.48 | NP | 151.93 | NP | 2135.53 | 2135.53 |
| WR-242A | 9/24/2019 | 2287.48 | NP | 152.88 | NP | 2134.58 | 2134.58 |
| WR-242A | 10/17/2019 | 2287.48 | NP | 152.94 | NP | 2134.52 | 2134.52 |
| WR-242A | 11/27/2019 | 2287.48 | NP | 153.23 | NP | 2134.23 | 2134.23 |
| WR-242A | 12/17/2019 | 2287.48 | NP | 153.21 | NP | 2134.25 | 2134.25 |
| WR-242A | 1/24/2020 | 2287.48 | NP | 152.47 | NP | 2134.99 | 2134.99 |
| WR-242A | 2/16/2020 | 2287.48 | NP | 152.03 | NP | 2135.43 | 2135.43 |
| WR-242A | 3/10/2020 | 2287.48 | NP | 152.02 | NP | 2135.44 | 2135.44 |
| WR-242A | 4/2/2020 | 2287.48 | NP | 151.85 | NP | 2135.61 | 2135.61 |
| WR-242A | 5/18/2020 | 2287.48 | NP | 152.34 | NP | 2135.12 | 2135.12 |
| WR-242A | 6/25/2020 | 2287.48 | NP | 153.42 | NP | 2134.04 | 2134.04 |
| WR-242A | 7/7/2020 | 2287.48 | NP | 153.82 | NP | 2133.64 | 2133.64 |
| WR-242A | 8/31/2020 | 2287.48 | NP | 156.13 | NP | 2131.33 | 2131.33 |
| WR-242A | 9/16/2020 | 2287.48 | NP | 156.93 | NP | 2130.53 | 2130.53 |
| WR-242A | 10/30/2020 | 2287.48 | NP | 159.39 | NP | 2128.09 | 2128.09 |
| WR-242A | 11/30/2020 | 2287.48 | NP | 160.91 | NP | 2126.57 | 2126.57 |
| WR-242A | 12/31/2020 | 2287.48 | NP | 161.72 | NP | 2125.76 | 2125.76 |
| WR-242A | 1/20/2021 | 2287.48 | NP | 162.25 | NP | 2125.23 | 2125.23 |
| WR-242A | 3/1/2021 | 2287.48 | NP | 162.76 | NP | 2124.72 | 2124.72 |
| WR-242A | 3/27/2021 | 2287.48 | NP | 162.82 | NP | 2124.66 | 2124.66 |
| WR-242A | 4/9/2021 | 2287.48 | NP | 162.73 | NP | 2124.75 | 2124.75 |
| WR-242A | 5/25/2021 | 2287.48 | NP | 163.39 | NP | 2124.09 | 2124.09 |
| WR-242A | 6/15/2021 | 2287.48 | NP | 163.79 | NP | 2123.69 | 2123.69 |
| WR-242A | 7/8/2021 | 2287.48 | NP | 164.41 | NP | 2123.07 | 2123.07 |
| WR-242A | 8/30/2021 | 2287.48 | NP | 164.85 | NP | 2122.63 | 2122.63 |
| WR-242A | 9/28/2021 | 2287.48 | NP | 163.70 | NP | 2123.78 | 2123.78 |
| WR-242A | 10/18/2021 | 2287.48 | NP | 163.23 | NP | 2124.25 | 2124.25 |
| WR-242A | 11/24/2021 | 2287.48 | NP | 163.05 | NP | 2124.43 | 2124.43 |
| WR-242A | 12/21/2021 | 2287.48 | NP | 163.12 | NP | 2124.36 | 2124.36 |
| WR-242A | 1/26/2022 | 2287.48 | NP | 163.47 | NP | 2124.01 | 2124.01 |
| WR-242A | 3/16/2022 | 2287.48 | NP | 163.69 | NP | 2123.79 | 2123.79 |
| WR-242A | 4/6/2022 | 2287.48 | NP | 163.74 | NP | 2123.74 | 2123.74 |

| Well ID | Measurement Date | Measuring Point Elevation (ft amsl) | Depth to LNAPL (ft btoc) | Depth to Water (ft btoc) | Apparent LNAPL Thickness (ft) | Uncorrected Groundwater Elevation (ft amsl) | Potentiometric Surface Elevation (ft amsl) |
|---|---|---|---|---|---|---|---|
| WR-242A | 5/2/2022 | 2287.48 | NP | 164.27 | NP | 2123.21 | 2123.21 |
| WR-242A | 6/17/2022 | 2287.48 | NP | 165.03 | NP | 2122.45 | 2122.45 |
| WR-242A | 7/15/2022 | 2287.48 | NP | 165.33 | NP | 2122.15 | 2122.15 |
| WR-242A | 8/17/2022 | 2287.48 | NP | 165.77 | NP | 2121.71 | 2121.71 |
| WR-242A | 9/8/2022 | 2287.48 | NP | 165.84 | NP | 2121.64 | 2121.64 |
| WR-242A | 10/13/2022 | 2287.48 | NP | 165.33 | NP | 2122.15 | 2122.15 |
| WR-242A | 11/2/2022 | 2287.48 | NP | 164.86 | NP | 2122.62 | 2122.62 |
| WR-242A | 12/12/2022 | 2287.48 | NP | 164.24 | NP | 2123.24 | 2123.24 |
| WR-242A | 1/10/2023 | 2287.48 | NP | 164.13 | NP | 2123.35 | 2123.35 |
| WR-242A | 2/27/2023 | 2287.48 | NP | 163.67 | NP | 2123.81 | 2123.81 |
| WR-242A | 3/27/2023 | 2287.48 | NP | 163.42 | NP | 2124.06 | 2124.06 |
| WR-242A | 4/25/2023 | 2287.48 | NP | 162.76 | NP | 2124.72 | 2124.72 |
| WR-242A | 5/30/2023 | 2287.48 | NP | 162.45 | NP | 2125.03 | 2125.03 |
| WR-242A | 6/6/2023 | 2287.48 | NP | 162.02 | NP | 2125.46 | 2125.46 |
| WR-242A | 8/15/2023 | 2287.48 | NP | 162.15 | NP | 2125.33 | 2125.33 |
| WR-242A | 9/20/2023 | 2287.48 | NP | 162.05 | NP | 2125.43 | 2125.43 |
| WR-242A | 10/31/2023 | 2287.48 | NP | 161.99 | NP | 2125.49 | 2125.49 |
| WR-242A | 11/14/2023 | 2287.48 | NP | 161.90 | NP | 2125.58 | 2125.58 |
| WR-242A | 12/21/2023 | 2287.48 | NP | 162.20 | NP | 2125.28 | 2125.28 |
| WR-242A | 2/28/2024 | 2287.48 | NP | 159.94 | NP | 2127.54 | 2127.54 |
| WR-242A | 3/28/2024 | 2287.48 | NP | 159.22 | NP | 2128.26 | 2128.26 |
| WR-242A | 4/30/2024 | 2287.48 | NP | 158.38 | NP | 2129.10 | 2129.10 |
| WR-242A | 5/23/2024 | 2287.48 | NP | 157.22 | NP | 2130.26 | 2130.26 |
| WR-242A | 6/26/2024 | 2287.48 | NP | 157.11 | NP | 2130.37 | 2130.37 |
| WR-359A | 5/16/2017 | 2302.44 | NP | 172.17 | NP | 2130.33 | 2130.33 |
| WR-359A | 6/13/2017 | 2302.44 | NP | 172.38 | NP | 2130.12 | 2130.12 |
| WR-359A | 7/14/2017 | 2302.44 | NP | 172.62 | NP | 2129.88 | 2129.88 |
| WR-359A | 8/8/2019 | 2302.44 | NP | 165.69 | NP | 2136.81 | 2136.81 |
| WR-359A | 8/18/2019 | 2302.44 | NP | 165.86 | NP | 2136.64 | 2136.64 |
| WR-359A | 9/24/2019 | 2302.44 | NP | 166.76 | NP | 2135.74 | 2135.74 |
| WR-359A | 10/17/2019 | 2302.44 | NP | 166.86 | NP | 2135.64 | 2135.64 |
| WR-359A | 11/27/2019 | 2302.44 | NP | 167.13 | NP | 2135.37 | 2135.37 |
| WR-359A | 12/17/2019 | 2302.44 | NP | 167.09 | NP | 2135.41 | 2135.41 |
| WR-359A | 1/24/2020 | 2302.44 | NP | 166.43 | NP | 2136.07 | 2136.07 |
| WR-359A | 2/16/2020 | 2302.44 | NP | 166.02 | NP | 2136.48 | 2136.48 |
| WR-359A | 3/10/2020 | 2302.44 | NP | 165.99 | NP | 2136.51 | 2136.51 |
| WR-359A | 4/2/2020 | 2302.44 | NP | 165.83 | NP | 2136.67 | 2136.67 |
| WR-359A | 5/18/2020 | 2302.44 | NP | 166.27 | NP | 2136.23 | 2136.23 |
| WR-359A | 6/25/2020 | 2302.44 | NP | 157.24 | NP | 2145.26 | 2145.26 |
| WR-359A | 7/7/2020 | 2302.44 | NP | 167.62 | NP | 2134.88 | 2134.88 |
| WR-359A | 8/31/2020 | 2302.44 | NP | 169.71 | NP | 2132.79 | 2132.79 |
| WR-359A | 9/16/2020 | 2302.44 | NP | 170.47 | NP | 2132.03 | 2132.03 |
| WR-359A | 10/30/2020 | 2302.44 | NP | 172.76 | NP | 2129.68 | 2129.68 |
| WR-359A | 11/30/2020 | 2302.44 | NP | 174.23 | NP | 2128.21 | 2128.21 |
| WR-359A | 12/31/2020 | 2302.44 | NP | 175.04 | NP | 2127.40 | 2127.40 |
| WR-359A | 1/20/2021 | 2302.44 | NP | 175.58 | NP | 2126.86 | 2126.86 |

| Well ID | Measurement Date | Measuring Point Elevation (ft amsl) | Depth to LNAPL (ft btoc) | Depth to Water (ft btoc) | Apparent LNAPL Thickness (ft) | Uncorrected Groundwater Elevation (ft amsl) | Potentiometric Surface Elevation (ft amsl) |
|---|---|---|---|---|---|---|---|
| WR-359A | 3/1/2021 | 2302.44 | NP | 176.14 | NP | 2126.30 | 2126.30 |
| WR-359A | 3/27/2021 | 2302.44 | NP | 176.24 | NP | 2126.20 | 2126.20 |
| WR-359A | 4/9/2021 | 2302.44 | NP | 176.18 | NP | 2126.26 | 2126.26 |
| WR-359A | 5/25/2021 | 2302.44 | NP | 176.82 | NP | 2125.62 | 2125.62 |
| WR-359A | 6/15/2021 | 2302.44 | NP | 177.19 | NP | 2125.25 | 2125.25 |
| WR-359A | 7/8/2021 | 2302.44 | NP | 177.77 | NP | 2124.67 | 2124.67 |
| WR-359A | 8/30/2021 | 2302.44 | NP | 178.20 | NP | 2124.24 | 2124.24 |
| WR-359A | 9/28/2021 | 2302.44 | NP | 177.21 | NP | 2125.23 | 2125.23 |
| WR-359A | 10/18/2021 | 2302.44 | NP | 176.80 | NP | 2125.64 | 2125.64 |
| WR-359A | 11/24/2021 | 2302.44 | NP | 176.53 | NP | 2125.91 | 2125.91 |
| WR-359A | 12/21/2021 | 2302.44 | NP | 176.67 | NP | 2125.77 | 2125.77 |
| WR-359A | 1/26/2022 | 2302.44 | NP | 176.94 | NP | 2125.50 | 2125.50 |
| WR-359A | 3/16/2022 | 2302.44 | NP | 177.10 | NP | 2125.34 | 2125.34 |
| WR-359A | 4/6/2022 | 2302.44 | NP | 177.21 | NP | 2125.23 | 2125.23 |
| WR-359A | 5/2/2022 | 2302.44 | NP | 177.68 | NP | 2124.76 | 2124.76 |
| WR-359A | 6/17/2022 | 2302.44 | NP | 178.41 | NP | 2124.03 | 2124.03 |
| WR-359A | 7/15/2022 | 2302.44 | NP | 172.10 | NP | 2130.34 | 2130.34 |
| WR-359A | 8/17/2022 | 2302.44 | NP | 179.11 | NP | 2123.33 | 2123.33 |
| WR-359A | 9/8/2022 | 2302.44 | NP | 179.24 | NP | 2123.20 | 2123.20 |
| WR-359A | 10/13/2022 | 2302.44 | NP | 178.75 | NP | 2123.69 | 2123.69 |
| WR-359A | 11/2/2022 | 2302.44 | NP | 178.38 | NP | 2124.06 | 2124.06 |
| WR-359A | 12/12/2022 | 2302.44 | NP | 177.78 | NP | 2124.66 | 2124.66 |
| WR-359A | 1/10/2023 | 2302.44 | NP | 177.62 | NP | 2124.82 | 2124.82 |
| WR-359A | 2/27/2023 | 2302.44 | NP | 177.03 | NP | 2125.41 | 2125.41 |
| WR-359A | 3/27/2023 | 2302.44 | NP | 176.92 | NP | 2125.52 | 2125.52 |
| WR-359A | 4/25/2023 | 2302.44 | NP | 176.35 | NP | 2126.09 | 2126.09 |
| WR-359A | 5/30/2023 | 2302.44 | NP | 176.62 | NP | 2125.82 | 2125.82 |
| WR-359A | 6/6/2023 | 2302.44 | NP | 174.61 | NP | 2127.83 | 2127.83 |
| WR-359A | 8/15/2023 | 2302.44 | NP | 175.77 | NP | 2126.67 | 2126.67 |
| WR-359A | 9/20/2023 | 2302.44 | NP | 175.52 | NP | 2126.92 | 2126.92 |
| WR-359A | 10/31/2023 | 2302.44 | NP | 175.36 | NP | 2127.08 | 2127.08 |
| WR-359A | 11/14/2023 | 2302.44 | NP | 175.31 | NP | 2127.13 | 2127.13 |
| WR-359A | 12/21/2023 | 2302.44 | NP | 175.82 | NP | 2126.62 | 2126.62 |
| WR-359A | 2/28/2024 | 2302.44 | NP | 173.42 | NP | 2129.02 | 2129.02 |
| WR-359A | 3/28/2024 | 2302.44 | NP | 172.81 | NP | 2129.63 | 2129.63 |
| WR-359A | 4/30/2024 | 2302.44 | NP | 171.74 | NP | 2130.70 | 2130.70 |
| WR-359A | 5/23/2024 | 2302.44 | NP | 171.00 | NP | 2131.44 | 2131.44 |
| WR-359A | 6/26/2024 | 2302.44 | NP | 170.85 | NP | 2131.59 | 2131.59 |
| WR-430A | 5/16/2017 | 2300.12 | NP | 168.92 | NP | 2131.24 | 2131.24 |
| WR-430A | 6/13/2017 | 2300.12 | NP | 169.15 | NP | 2131.01 | 2131.01 |
| WR-430A | 7/14/2017 | 2300.12 | NP | 169.40 | NP | 2130.76 | 2130.76 |
| WR-430A | 8/17/2017 | 2300.12 | NP | 168.96 | NP | 2131.20 | 2131.20 |
| WR-430A | 9/20/2017 | 2300.12 | NP | 167.96 | NP | 2132.20 | 2132.20 |
| WR-430A | 10/26/2017 | 2300.12 | NP | 167.53 | NP | 2132.63 | 2132.63 |
| WR-430A | 11/30/2017 | 2300.12 | NP | 167.51 | NP | 2132.65 | 2132.65 |
| WR-430A | 12/12/2017 | 2300.12 | NP | 167.49 | NP | 2132.67 | 2132.67 |

| Well ID | Measurement Date | Measuring Point Elevation (ft amsl) | Depth to LNAPL (ft btoc) | Depth to Water (ft btoc) | Apparent LNAPL Thickness (ft) | Uncorrected Groundwater Elevation (ft amsl) | Potentiometric Surface Elevation (ft amsl) |
|---|---|---|---|---|---|---|---|
| WR-430A | 1/31/2018 | 2300.12 | NP | 166.89 | NP | 2133.27 | 2133.27 |
| WR-430A | 2/21/2018 | 2300.12 | NP | 166.64 | NP | 2133.52 | 2133.52 |
| WR-430A | 3/26/2018 | 2300.12 | NP | 166.38 | NP | 2133.78 | 2133.78 |
| WR-430A | 4/10/2018 | 2300.12 | NP | 166.36 | NP | 2133.61 | 2133.61 |
| WR-430A | 5/23/2018 | 2300.12 | NP | 166.12 | NP | 2133.85 | 2133.85 |
| WR-430A | 6/27/2018 | 2300.12 | NP | 165.16 | NP | 2134.81 | 2134.81 |
| WR-430A | 7/16/2018 | 2300.12 | NP | 165.84 | NP | 2134.13 | 2134.13 |
| WR-430A | 8/23/2018 | 2300.12 | NP | 166.09 | NP | 2133.88 | 2133.88 |
| WR-430A | 9/27/2018 | 2300.12 | NP | 165.30 | NP | 2134.67 | 2134.67 |
| WR-430A | 10/22/2018 | 2300.12 | NP | 164.85 | NP | 2135.12 | 2135.12 |
| WR-430A | 11/28/2018 | 2300.12 | NP | 163.79 | NP | 2136.18 | 2136.18 |
| WR-430A | 12/27/2018 | 2300.12 | NP | 163.43 | NP | 2136.54 | 2136.54 |
| WR-430A | 8/7/2019 | 2300.12 | NP | 162.52 | NP | 2137.45 | 2137.45 |
| WR-430A | 8/18/2019 | 2300.12 | NP | 162.71 | NP | 2137.26 | 2137.26 |
| WR-430A | 9/24/2019 | 2300.12 | NP | 163.44 | NP | 2136.53 | 2136.53 |
| WR-430A | 10/17/2019 | 2300.12 | NP | 163.52 | NP | 2136.45 | 2136.45 |
| WR-430A | 11/27/2019 | 2300.12 | NP | 163.68 | NP | 2136.29 | 2136.29 |
| WR-430A | 12/17/2019 | 2300.12 | NP | 163.66 | NP | 2136.31 | 2136.31 |
| WR-430A | 1/24/2020 | 2300.12 | NP | 162.66 | NP | 2137.31 | 2137.31 |
| WR-430A | 2/16/2020 | 2300.12 | NP | 162.54 | NP | 2137.43 | 2137.43 |
| WR-430A | 3/10/2020 | 2300.12 | NP | 162.58 | NP | 2137.39 | 2137.39 |
| WR-430A | 4/2/2020 | 2300.12 | NP | 162.52 | NP | 2137.45 | 2137.45 |
| WR-430A | 5/18/2020 | 2300.12 | NP | 162.98 | NP | 2136.99 | 2136.99 |
| WR-430A | 6/25/2020 | 2300.12 | NP | 163.86 | NP | 2136.11 | 2136.11 |
| WR-430A | 7/7/2020 | 2300.12 | NP | 164.21 | NP | 2135.76 | 2135.76 |
| WR-430A | 8/31/2020 | 2300.12 | NP | 166.03 | NP | 2133.94 | 2133.94 |
| WR-430A | 9/16/2020 | 2300.12 | NP | 166.71 | NP | 2133.26 | 2133.26 |
| WR-430A | 10/30/2020 | 2300.12 | NP | 168.79 | NP | 2131.33 | 2131.33 |
| WR-430A | 11/30/2020 | 2300.12 | NP | 170.17 | NP | 2129.95 | 2129.95 |
| WR-430A | 12/31/2020 | 2300.12 | NP | 170.90 | NP | 2129.22 | 2129.22 |
| WR-430A | 1/20/2021 | 2300.12 | NP | 171.47 | NP | 2128.65 | 2128.65 |
| WR-430A | 3/1/2021 | 2300.12 | NP | 172.08 | NP | 2128.04 | 2128.04 |
| WR-430A | 3/27/2021 | 2300.12 | NP | 172.23 | NP | 2127.89 | 2127.89 |
| WR-430A | 4/9/2021 | 2300.12 | NP | 172.21 | NP | 2127.91 | 2127.91 |
| WR-430A | 5/25/2021 | 2300.12 | NP | 172.92 | NP | 2127.20 | 2127.20 |
| WR-430A | 6/15/2021 | 2300.12 | NP | 173.26 | NP | 2126.86 | 2126.86 |
| WR-430A | 7/8/2021 | 2300.12 | NP | 173.81 | NP | 2126.31 | 2126.31 |
| WR-430A | 8/30/2021 | 2300.12 | NP | 173.92 | NP | 2126.20 | 2126.20 |
| WR-430A | 9/28/2021 | 2300.12 | NP | 172.74 | NP | 2127.38 | 2127.38 |
| WR-430A | 10/18/2021 | 2300.12 | NP | 172.31 | NP | 2127.81 | 2127.81 |
| WR-430A | 11/24/2021 | 2300.12 | NP | 172.20 | NP | 2127.92 | 2127.92 |
| WR-430A | 12/21/2021 | 2300.12 | NP | 172.41 | NP | 2127.71 | 2127.71 |
| WR-430A | 1/26/2022 | 2300.12 | NP | 172.70 | NP | 2127.42 | 2127.42 |
| WR-430A | 3/16/2022 | 2300.12 | NP | 172.89 | NP | 2127.23 | 2127.23 |
| WR-430A | 4/6/2022 | 2300.12 | NP | 173.07 | NP | 2127.05 | 2127.05 |
| WR-430A | 5/2/2022 | 2300.12 | NP | 173.55 | NP | 2126.57 | 2126.57 |

| Well ID | Measurement Date | Measuring Point Elevation (ft amsl) | Depth to LNAPL (ft btoc) | Depth to Water (ft btoc) | Apparent LNAPL Thickness (ft) | Uncorrected Groundwater Elevation (ft amsl) | Potentiometric Surface Elevation (ft amsl) |
|---|---|---|---|---|---|---|---|
| WR-430A | 6/17/2022 | 2300.12 | NP | 174.22 | NP | 2125.90 | 2125.90 |
| WR-430A | 7/15/2022 | 2300.12 | NP | 174.45 | NP | 2125.67 | 2125.67 |
| WR-430A | 8/17/2022 | 2300.12 | NP | 174.85 | NP | 2125.27 | 2125.27 |
| WR-430A | 9/8/2022 | 2300.12 | NP | 175.00 | NP | 2125.12 | 2125.12 |
| WR-430A | 10/13/2022 | 2300.12 | NP | 174.32 | NP | 2125.80 | 2125.80 |
| WR-430A | 11/2/2022 | 2300.12 | NP | 173.91 | NP | 2126.21 | 2126.21 |
| WR-430A | 12/12/2022 | 2300.12 | NP | 173.36 | NP | 2126.76 | 2126.76 |
| WR-430A | 1/10/2023 | 2300.12 | NP | 173.27 | NP | 2126.85 | 2126.85 |
| WR-430A | 2/27/2023 | 2300.12 | NP | 172.91 | NP | 2127.21 | 2127.21 |
| WR-430A | 3/27/2023 | 2300.12 | NP | 172.71 | NP | 2127.41 | 2127.41 |
| WR-430A | 4/25/2023 | 2300.12 | NP | 172.14 | NP | 2127.98 | 2127.98 |
| WR-430A | 5/30/2023 | 2300.12 | NP | 171.84 | NP | 2128.28 | 2128.28 |
| WR-430A | 6/6/2023 | 2300.12 | NP | 171.31 | NP | 2128.81 | 2128.81 |
| WR-430A | 8/15/2023 | 2300.12 | NP | 171.71 | NP | 2128.41 | 2128.41 |
| WR-430A | 9/20/2023 | 2300.12 | NP | 171.55 | NP | 2128.57 | 2128.57 |
| WR-430A | 10/31/2023 | 2300.12 | NP | 171.24 | NP | 2128.88 | 2128.88 |
| WR-430A | 11/14/2023 | 2300.12 | NP | 171.18 | NP | 2128.94 | 2128.94 |
| WR-430A | 12/21/2023 | 2300.12 | NP | 171.40 | NP | 2128.72 | 2128.72 |
| WR-430A | 2/28/2024 | 2300.12 | NP | 169.44 | NP | 2130.68 | 2130.68 |
| WR-430A | 3/28/2024 | 2300.12 | NP | 168.92 | NP | 2131.20 | 2131.20 |
| WR-430A | 4/30/2024 | 2300.12 | NP | 167.98 | NP | 2132.14 | 2132.14 |
| WR-430A | 5/23/2024 | 2300.12 | NP | 167.02 | NP | 2133.10 | 2133.10 |
| WR-430A | 6/26/2024 | 2300.12 | NP | 166.84 | NP | 2133.28 | 2133.28 |
| WR-463A | 5/16/2017 | 2285.27 | NP | 148.53 | NP | 2136.77 | 2136.77 |
| WR-463A | 8/8/2019 | 2285.27 | NP | 142.62 | NP | 2142.49 | 2142.49 |
| WR-463A | 8/18/2019 | 2285.27 | NP | 142.62 | NP | 2142.49 | 2142.49 |
| WR-463A | 9/24/2019 | 2285.27 | NP | 142.75 | NP | 2142.36 | 2142.36 |
| WR-463A | 10/17/2019 | 2285.27 | NP | 143.16 | NP | 2141.95 | 2141.95 |
| WR-463A | 11/27/2019 | 2285.27 | NP | 143.00 | NP | 2142.11 | 2142.11 |
| WR-463A | 12/17/2019 | 2285.27 | NP | 142.92 | NP | 2142.19 | 2142.19 |
| WR-463A | 1/24/2020 | 2285.27 | NP | 142.20 | NP | 2142.91 | 2142.91 |
| WR-463A | 2/16/2020 | 2285.27 | NP | 141.88 | NP | 2143.23 | 2143.23 |
| WR-463A | 3/10/2020 | 2285.27 | NP | 141.98 | NP | 2143.13 | 2143.13 |
| WR-463A | 4/2/2020 | 2285.27 | NP | 142.33 | NP | 2142.78 | 2142.78 |
| WR-463A | 5/18/2020 | 2285.27 | NP | 142.46 | NP | 2142.65 | 2142.65 |
| WR-463A | 6/25/2020 | 2285.27 | NP | 142.92 | NP | 2142.19 | 2142.19 |
| WR-463A | 7/7/2020 | 2285.27 | NP | 143.16 | NP | 2141.95 | 2141.95 |
| WR-463A | 8/31/2020 | 2285.27 | NP | 141.16 | NP | 2143.95 | 2143.95 |
| WR-463A | 9/16/2020 | 2285.27 | NP | 144.55 | NP | 2140.56 | 2140.56 |
| WR-463A | 10/30/2020 | 2285.27 | NP | 145.78 | NP | 2139.49 | 2139.49 |
| WR-463A | 11/30/2020 | 2285.27 | NP | 147.00 | NP | 2138.27 | 2138.27 |
| WR-463A | 12/31/2020 | 2285.27 | NP | 147.23 | NP | 2138.04 | 2138.04 |
| WR-463A | 1/20/2021 | 2285.27 | NP | 147.87 | NP | 2137.40 | 2137.40 |
| WR-463A | 3/1/2021 | 2285.27 | NP | 149.75 | NP | 2135.52 | 2135.52 |
| WR-463A | 3/27/2021 | 2285.27 | NP | 149.06 | NP | 2136.21 | 2136.21 |
| WR-463A | 4/9/2021 | 2285.27 | NP | 149.24 | NP | 2136.03 | 2136.03 |

| Well ID | Measurement Date | Measuring Point Elevation (ft amsl) | Depth to LNAPL (ft btoc) | Depth to Water (ft btoc) | Apparent LNAPL Thickness (ft) | Uncorrected Groundwater Elevation (ft amsl) | Potentiometric Surface Elevation (ft amsl) |
|---|---|---|---|---|---|---|---|
| WR-463A | 5/25/2021 | 2285.27 | NP | 149.95 | NP | 2135.32 | 2135.32 |
| WR-463A | 6/15/2021 | 2285.27 | NP | 150.07 | NP | 2135.20 | 2135.20 |
| WR-463A | 7/8/2021 | 2285.27 | NP | 150.57 | NP | 2134.70 | 2134.70 |
| WR-463A | 8/30/2021 | 2285.27 | NP | 149.69 | NP | 2135.58 | 2135.58 |
| WR-463A | 9/28/2021 | 2285.27 | NP | 147.85 | NP | 2137.42 | 2137.42 |
| WR-463A | 10/18/2021 | 2285.27 | NP | 147.89 | NP | 2137.38 | 2137.38 |
| WR-463A | 11/24/2021 | 2285.27 | NP | 148.72 | NP | 2136.55 | 2136.55 |
| WR-463A | 12/21/2021 | 2285.27 | NP | 148.87 | NP | 2136.40 | 2136.40 |
| WR-463A | 1/26/2022 | 2285.27 | NP | 149.03 | NP | 2136.24 | 2136.24 |
| WR-463A | 3/16/2022 | 2285.27 | NP | 149.45 | NP | 2135.82 | 2135.82 |
| WR-463A | 4/6/2022 | 2285.27 | NP | 149.60 | NP | 2135.67 | 2135.67 |
| WR-463A | 5/2/2022 | 2285.27 | NP | 149.96 | NP | 2135.31 | 2135.31 |
| WR-463A | 6/17/2022 | 2285.27 | NP | 150.39 | NP | 2134.88 | 2134.88 |
| WR-463A | 7/15/2022 | 2285.27 | NP | 150.53 | NP | 2134.74 | 2134.74 |
| WR-463A | 8/17/2022 | 2285.27 | NP | 150.85 | NP | 2134.42 | 2134.42 |
| WR-463A | 9/8/2022 | 2285.27 | NP | 150.18 | NP | 2135.09 | 2135.09 |
| WR-463A | 10/13/2022 | 2285.27 | NP | 149.85 | NP | 2135.42 | 2135.42 |
| WR-463A | 11/2/2022 | 2285.27 | NP | 149.44 | NP | 2135.83 | 2135.83 |
| WR-463A | 12/12/2022 | 2285.27 | NP | 149.27 | NP | 2136.00 | 2136.00 |
| WR-463A | 1/10/2023 | 2285.27 | NP | 149.30 | NP | 2135.97 | 2135.97 |
| WR-463A | 2/27/2023 | 2285.27 | NP | 149.04 | NP | 2136.23 | 2136.23 |
| WR-463A | 3/27/2023 | 2285.27 | NP | 149.61 | NP | 2135.66 | 2135.66 |
| WR-463A | 4/25/2023 | 2285.27 | NP | 148.52 | NP | 2136.75 | 2136.75 |
| WR-463A | 5/30/2023 | 2285.27 | NP | 148.32 | NP | 2136.95 | 2136.95 |
| WR-463A | 6/6/2023 | 2285.27 | NP | 147.98 | NP | 2137.29 | 2137.29 |
| WR-463A | 8/15/2023 | 2285.27 | NP | 148.28 | NP | 2136.99 | 2136.99 |
| WR-463A | 9/20/2023 | 2285.27 | NP | 148.15 | NP | 2137.12 | 2137.12 |
| WR-463A | 10/31/2023 | 2285.27 | NP | 148.04 | NP | 2137.23 | 2137.23 |
| WR-463A | 11/14/2023 | 2285.27 | NP | 147.89 | NP | 2137.38 | 2137.38 |
| WR-463A | 12/21/2023 | 2285.27 | NP | 147.95 | NP | 2137.32 | 2137.32 |
| WR-463A | 2/28/2024 | 2285.27 | NP | 146.60 | NP | 2138.67 | 2138.67 |
| WR-463A | 3/28/2024 | 2285.27 | NP | 145.06 | NP | 2140.21 | 2140.21 |
| WR-463A | 4/30/2024 | 2285.27 | NP | 145.38 | NP | 2139.89 | 2139.89 |
| WR-463A | 5/23/2024 | 2285.27 | NP | 144.81 | NP | 2140.46 | 2140.46 |
| WR-463A | 6/26/2024 | 2285.27 | NP | 144.72 | NP | 2140.55 | 2140.55 |
| WR-464A | 5/16/2017 | 2288.82 | NP | 158.24 | NP | 2130.63 | 2130.63 |
| WR-464A | 6/13/2017 | 2288.82 | NP | 158.65 | NP | 2130.22 | 2130.22 |
| WR-464A | 7/14/2017 | 2288.82 | NP | 158.68 | NP | 2130.19 | 2130.19 |
| WR-464A | 8/17/2017 | 2288.82 | NP | 158.42 | NP | 2130.45 | 2130.45 |
| WR-464A | 9/20/2017 | 2288.82 | NP | 157.71 | NP | 2131.16 | 2131.16 |
| WR-464A | 10/26/2017 | 2288.82 | NP | 157.14 | NP | 2131.73 | 2131.73 |
| WR-464A | 11/30/2017 | 2288.82 | NP | 157.02 | NP | 2131.85 | 2131.85 |
| WR-464A | 12/12/2017 | 2288.82 | NP | 156.96 | NP | 2131.91 | 2131.91 |
| WR-464A | 1/31/2018 | 2288.82 | NP | 156.26 | NP | 2132.61 | 2132.61 |
| WR-464A | 2/21/2018 | 2288.82 | NP | 156.04 | NP | 2132.83 | 2132.83 |
| WR-464A | 3/26/2018 | 2288.82 | NP | 155.74 | NP | 2133.13 | 2133.13 |

| Well ID | Measurement Date | Measuring Point Elevation (ft amsl) | Depth to LNAPL (ft btoc) | Depth to Water (ft btoc) | Apparent LNAPL Thickness (ft) | Uncorrected Groundwater Elevation (ft amsl) | Potentiometric Surface Elevation (ft amsl) |
|---|---|---|---|---|---|---|---|
| WR-464A | 4/10/2018 | 2288.82 | NP | 155.57 | NP | 2133.15 | 2133.15 |
| WR-464A | 5/23/2018 | 2288.82 | NP | 155.22 | NP | 2133.50 | 2133.50 |
| WR-464A | 6/27/2018 | 2288.82 | NP | 165.93 | NP | 2122.79 | 2122.79 |
| WR-464A | 7/16/2018 | 2288.82 | NP | 154.96 | NP | 2133.76 | 2133.76 |
| WR-464A | 8/23/2018 | 2288.82 | NP | 155.18 | NP | 2133.54 | 2133.54 |
| WR-464A | 9/27/2018 | 2288.82 | NP | 154.83 | NP | 2133.89 | 2133.89 |
| WR-464A | 10/22/2018 | 2288.82 | NP | 154.26 | NP | 2134.46 | 2134.46 |
| WR-464A | 11/28/2018 | 2288.82 | NP | 153.22 | NP | 2135.50 | 2135.50 |
| WR-464A | 12/27/2018 | 2288.82 | NP | 152.76 | NP | 2135.96 | 2135.96 |
| WR-464A | 8/8/2019 | 2288.82 | NP | 151.79 | NP | 2136.93 | 2136.93 |
| WR-464A | 8/18/2019 | 2288.82 | NP | 151.90 | NP | 2136.82 | 2136.82 |
| WR-464A | 9/24/2019 | 2288.82 | NP | 152.79 | NP | 2135.93 | 2135.93 |
| WR-464A | 10/17/2019 | 2288.82 | NP | 152.94 | NP | 2135.78 | 2135.78 |
| WR-464A | 11/27/2019 | 2288.82 | NP | 153.24 | NP | 2135.48 | 2135.48 |
| WR-464A | 12/17/2019 | 2288.82 | NP | 153.19 | NP | 2135.53 | 2135.53 |
| WR-464A | 1/24/2020 | 2288.82 | NP | 152.53 | NP | 2136.19 | 2136.19 |
| WR-464A | 2/16/2020 | 2288.82 | NP | 152.12 | NP | 2136.60 | 2136.60 |
| WR-464A | 3/10/2020 | 2288.82 | NP | 152.10 | NP | 2136.62 | 2136.62 |
| WR-464A | 4/2/2020 | 2288.82 | NP | 151.92 | NP | 2136.80 | 2136.80 |
| WR-464A | 5/18/2020 | 2288.82 | NP | 152.55 | NP | 2136.17 | 2136.17 |
| WR-464A | 6/25/2020 | 2288.82 | NP | 153.31 | NP | 2135.41 | 2135.41 |
| WR-464A | 7/7/2020 | 2288.82 | NP | 153.68 | NP | 2135.04 | 2135.04 |
| WR-464A | 8/31/2020 | 2288.82 | NP | 155.72 | NP | 2133.00 | 2133.00 |
| WR-464A | 9/16/2020 | 2288.82 | NP | 156.48 | NP | 2132.24 | 2132.24 |
| WR-464A | 10/30/2020 | 2288.82 | NP | 158.75 | NP | 2130.07 | 2130.07 |
| WR-464A | 11/30/2020 | 2288.82 | NP | 160.17 | NP | 2128.65 | 2128.65 |
| WR-464A | 12/31/2020 | 2288.82 | NP | 160.97 | NP | 2127.85 | 2127.85 |
| WR-464A | 1/20/2021 | 2288.82 | NP | 161.50 | NP | 2127.32 | 2127.32 |
| WR-464A | 3/1/2021 | 2288.82 | NP | 162.07 | NP | 2126.75 | 2126.75 |
| WR-464A | 3/27/2021 | 2288.82 | NP | 162.17 | NP | 2126.65 | 2126.65 |
| WR-464A | 4/9/2021 | 2288.82 | NP | 162.13 | NP | 2126.69 | 2126.69 |
| WR-464A | 5/25/2021 | 2288.82 | NP | 162.77 | NP | 2126.05 | 2126.05 |
| WR-464A | 6/15/2021 | 2288.82 | NP | 163.14 | NP | 2125.68 | 2125.68 |
| WR-464A | 7/8/2021 | 2288.82 | NP | 163.71 | NP | 2125.11 | 2125.11 |
| WR-464A | 8/30/2021 | 2288.82 | NP | 164.11 | NP | 2124.71 | 2124.71 |
| WR-464A | 9/28/2021 | 2288.82 | NP | 163.16 | NP | 2125.66 | 2125.66 |
| WR-464A | 10/18/2021 | 2288.82 | NP | 162.77 | NP | 2126.05 | 2126.05 |
| WR-464A | 11/24/2021 | 2288.82 | NP | 162.57 | NP | 2126.25 | 2126.25 |
| WR-464A | 12/21/2021 | 2288.82 | NP | 162.67 | NP | 2126.15 | 2126.15 |
| WR-464A | 1/26/2022 | 2288.82 | NP | 162.92 | NP | 2125.90 | 2125.90 |
| WR-464A | 3/16/2022 | 2288.82 | NP | 163.06 | NP | 2125.76 | 2125.76 |
| WR-464A | 4/6/2022 | 2288.82 | NP | 163.19 | NP | 2125.63 | 2125.63 |
| WR-464A | 5/2/2022 | 2288.82 | NP | 163.66 | NP | 2125.16 | 2125.16 |
| WR-464A | 6/17/2022 | 2288.82 | NP | 164.37 | NP | 2124.45 | 2124.45 |
| WR-464A | 7/15/2022 | 2288.82 | NP | 164.57 | NP | 2124.25 | 2124.25 |
| WR-464A | 8/17/2022 | 2288.82 | NP | 165.02 | NP | 2123.80 | 2123.80 |

| Well ID | Measurement Date | Measuring Point Elevation (ft amsl) | Depth to LNAPL (ft btoc) | Depth to Water (ft btoc) | Apparent LNAPL Thickness (ft) | Uncorrected Groundwater Elevation (ft amsl) | Potentiometric Surface Elevation (ft amsl) |
|---|---|---|---|---|---|---|---|
| WR-464A | 9/8/2022 | 2288.82 | NP | 165.10 | NP | 2123.72 | 2123.72 |
| WR-464A | 10/13/2022 | 2288.82 | NP | 164.69 | NP | 2124.13 | 2124.13 |
| WR-464A | 11/2/2022 | 2288.82 | NP | 164.32 | NP | 2124.50 | 2124.50 |
| WR-464A | 12/12/2022 | 2288.82 | NP | 163.74 | NP | 2125.08 | 2125.08 |
| WR-464A | 1/10/2023 | 2288.82 | NP | 163.61 | NP | 2125.21 | 2125.21 |
| WR-464A | 2/27/2023 | 2288.82 | NP | 163.12 | NP | 2125.70 | 2125.70 |
| WR-464A | 3/27/2023 | 2288.82 | NP | 162.92 | NP | 2125.90 | 2125.90 |
| WR-464A | 4/25/2023 | 2288.82 | NP | 162.28 | NP | 2126.54 | 2126.54 |
| WR-464A | 5/30/2023 | 2288.82 | NP | 161.96 | NP | 2126.86 | 2126.86 |
| WR-464A | 6/6/2023 | 2288.82 | NP | 162.17 | NP | 2126.65 | 2126.65 |
| WR-464A | 8/15/2023 | 2288.82 | NP | 161.76 | NP | 2127.06 | 2127.06 |
| WR-464A | 9/20/2023 | 2288.82 | NP | 161.61 | NP | 2127.21 | 2127.21 |
| WR-464A | 10/31/2023 | 2288.82 | NP | 161.48 | NP | 2127.34 | 2127.34 |
| WR-464A | 11/14/2023 | 2288.82 | NP | 161.41 | NP | 2127.41 | 2127.41 |
| WR-464A | 12/21/2023 | 2288.82 | NP | 161.82 | NP | 2127.00 | 2127.00 |
| WR-464A | 2/28/2024 | 2288.82 | NP | 159.56 | NP | 2129.26 | 2129.26 |
| WR-464A | 3/28/2024 | 2288.82 | NP | 158.98 | NP | 2129.84 | 2129.84 |
| WR-464A | 4/30/2024 | 2288.82 | NP | 157.94 | NP | 2130.88 | 2130.88 |
| WR-464A | 5/23/2024 | 2288.82 | NP | 157.02 | NP | 2131.80 | 2131.80 |
| WR-464A | 6/26/2024 | 2288.82 | NP | 156.85 | NP | 2131.97 | 2131.97 |
| WR-467A | 5/16/2017 | 2298.53 | NP | 167.29 | NP | 2131.41 | 2131.41 |
| WR-467A | 6/13/2017 | 2298.53 | NP | 167.48 | NP | 2131.22 | 2131.22 |
| WR-467A | 7/14/2017 | 2298.53 | NP | 167.74 | NP | 2130.96 | 2130.96 |
| WR-467A | 8/17/2017 | 2298.53 | NP | 167.37 | NP | 2131.33 | 2131.33 |
| WR-467A | 9/20/2017 | 2298.53 | NP | 166.51 | NP | 2132.19 | 2132.19 |
| WR-467A | 10/26/2017 | 2298.53 | NP | 166.02 | NP | 2132.68 | 2132.68 |
| WR-467A | 11/30/2017 | 2298.53 | NP | 165.94 | NP | 2132.76 | 2132.76 |
| WR-467A | 12/12/2017 | 2298.53 | NP | 165.91 | NP | 2132.79 | 2132.79 |
| WR-467A | 1/31/2018 | 2298.53 | NP | 165.29 | NP | 2133.41 | 2133.41 |
| WR-467A | 2/21/2018 | 2298.53 | NP | 164.98 | NP | 2133.72 | 2133.72 |
| WR-467A | 3/26/2018 | 2298.53 | NP | 164.72 | NP | 2133.98 | 2133.98 |
| WR-467A | 4/10/2018 | 2298.53 | NP | 164.66 | NP | 2134.04 | 2134.04 |
| WR-467A | 5/23/2018 | 2298.53 | NP | 164.39 | NP | 2134.31 | 2134.31 |
| WR-467A | 6/27/2018 | 2298.53 | NP | 155.00 | NP | 2143.70 | 2143.70 |
| WR-467A | 6/27/2018 | 2298.53 | NP | 155.00 | NP | 2143.70 | 2143.70 |
| WR-467A | 7/16/2018 | 2298.53 | NP | 164.12 | NP | 2134.58 | 2134.58 |
| WR-467A | 8/23/2018 | 2298.53 | NP | 164.36 | NP | 2134.34 | 2134.34 |
| WR-467A | 9/27/2018 | 2298.53 | NP | 163.70 | NP | 2135.00 | 2135.00 |
| WR-467A | 10/22/2018 | 2298.53 | NP | 163.27 | NP | 2135.43 | 2135.43 |
| WR-467A | 11/28/2018 | 2298.53 | NP | 162.26 | NP | 2136.44 | 2136.44 |
| WR-467A | 12/27/2018 | 2298.53 | NP | 161.84 | NP | 2136.86 | 2136.86 |
| WR-467A | 8/8/2019 | 2298.53 | NP | 160.94 | NP | 2137.76 | 2137.76 |
| WR-467A | 8/18/2019 | 2298.53 | NP | 161.08 | NP | 2137.62 | 2137.62 |
| WR-467A | 9/24/2019 | 2298.53 | NP | 161.82 | NP | 2136.88 | 2136.88 |
| WR-467A | 10/17/2019 | 2298.53 | NP | 161.96 | NP | 2136.74 | 2136.74 |
| WR-467A | 11/27/2019 | 2298.53 | NP | 162.17 | NP | 2136.53 | 2136.53 |

| Well ID | Measurement Date | Measuring Point Elevation (ft amsl) | Depth to LNAPL (ft btoc) | Depth to Water (ft btoc) | Apparent LNAPL Thickness (ft) | Uncorrected Groundwater Elevation (ft amsl) | Potentiometric Surface Elevation (ft amsl) |
|---|---|---|---|---|---|---|---|
| WR-467A | 12/17/2019 | 2298.53 | NP | 162.12 | NP | 2136.58 | 2136.58 |
| WR-467A | 1/24/2020 | 2298.53 | NP | 161.45 | NP | 2137.25 | 2137.25 |
| WR-467A | 2/16/2020 | 2298.53 | NP | 161.05 | NP | 2137.65 | 2137.65 |
| WR-467A | 3/10/2020 | 2298.53 | NP | 161.06 | NP | 2137.64 | 2137.64 |
| WR-467A | 4/2/2020 | 2298.53 | NP | 160.97 | NP | 2137.73 | 2137.73 |
| WR-467A | 5/18/2020 | 2298.53 | NP | 161.40 | NP | 2137.30 | 2137.30 |
| WR-467A | 6/25/2020 | 2298.53 | NP | 162.27 | NP | 2136.43 | 2136.43 |
| WR-467A | 7/7/2020 | 2298.53 | NP | 162.62 | NP | 2136.08 | 2136.08 |
| WR-467A | 8/31/2020 | 2298.53 | NP | 164.54 | NP | 2134.16 | 2134.16 |
| WR-467A | 9/16/2020 | 2298.53 | NP | 165.24 | NP | 2133.46 | 2133.46 |
| WR-467A | 10/30/2020 | 2298.53 | NP | 167.39 | NP | 2131.14 | 2131.14 |
| WR-467A | 11/30/2020 | 2298.53 | NP | 168.75 | NP | 2129.78 | 2129.78 |
| WR-467A | 12/31/2020 | 2298.53 | NP | 169.46 | NP | 2129.07 | 2129.07 |
| WR-467A | 1/20/2021 | 2298.53 | NP | 170.01 | NP | 2128.52 | 2128.52 |
| WR-467A | 3/1/2021 | 2298.53 | NP | 170.60 | NP | 2127.93 | 2127.93 |
| WR-467A | 3/27/2021 | 2298.53 | NP | 170.73 | NP | 2127.80 | 2127.80 |
| WR-467A | 4/9/2021 | 2298.53 | NP | 170.71 | NP | 2127.82 | 2127.82 |
| WR-467A | 5/25/2021 | 2298.53 | NP | 171.37 | NP | 2127.16 | 2127.16 |
| WR-467A | 6/15/2021 | 2298.53 | NP | 171.74 | NP | 2126.79 | 2126.79 |
| WR-467A | 7/8/2021 | 2298.53 | NP | 172.29 | NP | 2126.24 | 2126.24 |
| WR-467A | 8/30/2021 | 2298.53 | NP | 172.49 | NP | 2126.04 | 2126.04 |
| WR-467A | 9/28/2021 | 2298.53 | NP | 171.42 | NP | 2127.11 | 2127.11 |
| WR-467A | 10/18/2021 | 2298.53 | NP | 171.07 | NP | 2127.46 | 2127.46 |
| WR-467A | 11/24/2021 | 2298.53 | NP | 170.96 | NP | 2127.57 | 2127.57 |
| WR-467A | 12/21/2021 | 2298.53 | NP | 171.10 | NP | 2127.43 | 2127.43 |
| WR-467A | 1/26/2022 | 2298.53 | NP | 171.33 | NP | 2127.20 | 2127.20 |
| WR-467A | 3/16/2022 | 2298.53 | NP | 171.50 | NP | 2127.03 | 2127.03 |
| WR-467A | 4/6/2022 | 2298.53 | NP | 171.66 | NP | 2126.87 | 2126.87 |
| WR-467A | 5/2/2022 | 2298.53 | NP | 172.13 | NP | 2126.40 | 2126.40 |
| WR-467A | 6/17/2022 | 2298.53 | NP | 172.81 | NP | 2125.72 | 2125.72 |
| WR-467A | 7/15/2022 | 2298.53 | NP | 173.01 | NP | 2125.52 | 2125.52 |
| WR-467A | 8/17/2022 | 2298.53 | NP | 173.43 | NP | 2125.10 | 2125.10 |
| WR-467A | 9/8/2022 | 2298.53 | NP | 173.57 | NP | 2124.96 | 2124.96 |
| WR-467A | 10/13/2022 | 2298.53 | NP | 173.01 | NP | 2125.52 | 2125.52 |
| WR-467A | 11/2/2022 | 2298.53 | NP | 172.62 | NP | 2125.91 | 2125.91 |
| WR-467A | 12/12/2022 | 2298.53 | NP | 172.14 | NP | 2126.39 | 2126.39 |
| WR-467A | 1/10/2023 | 2298.53 | NP | 171.96 | NP | 2126.57 | 2126.57 |
| WR-467A | 2/27/2023 | 2298.53 | NP | 171.53 | NP | 2127.00 | 2127.00 |
| WR-467A | 3/27/2023 | 2298.53 | NP | 171.32 | NP | 2127.21 | 2127.21 |
| WR-467A | 4/25/2023 | 2298.53 | NP | 170.73 | NP | 2127.80 | 2127.80 |
| WR-467A | 5/30/2023 | 2298.53 | NP | 170.46 | NP | 2128.07 | 2128.07 |
| WR-467A | 6/6/2023 | 2298.53 | NP | 170.21 | NP | 2128.32 | 2128.32 |
| WR-467A | 8/15/2023 | 2298.53 | NP | 170.28 | NP | 2128.25 | 2128.25 |
| WR-467A | 9/20/2023 | 2298.53 | NP | 170.10 | NP | 2128.43 | 2128.43 |
| WR-467A | 10/31/2023 | 2298.53 | NP | 170.02 | NP | 2128.51 | 2128.51 |
| WR-467A | 11/14/2023 | 2298.53 | NP | 169.96 | NP | 2128.57 | 2128.57 |

| Well ID | Measurement Date | Measuring Point Elevation (ft amsl) | Depth to LNAPL (ft btoc) | Depth to Water (ft btoc) | Apparent LNAPL Thickness (ft) | Uncorrected Groundwater Elevation (ft amsl) | Potentiometric Surface Elevation (ft amsl) |
|---|---|---|---|---|---|---|---|
| WR-467A | 12/21/2023 | 2298.53 | NP | 170.22 | NP | 2128.31 | 2128.31 |
| WR-467A | 2/28/2024 | 2298.53 | NP | 168.08 | NP | 2130.45 | 2130.45 |
| WR-467A | 3/28/2024 | 2298.53 | NP | 167.62 | NP | 2130.91 | 2130.91 |
| WR-467A | 4/30/2024 | 2298.53 | NP | 166.55 | NP | 2131.98 | 2131.98 |
| WR-467A | 5/23/2024 | 2298.53 | NP | 165.70 | NP | 2132.83 | 2132.83 |
| WR-467A | 6/26/2024 | 2298.53 | NP | 165.54 | NP | 2132.99 | 2132.99 |

**NOTES**

· For potentiometric surface calculations, specific gravity = 0.75.
· NP = No light non-aqueous phase liquid (LNAPL) detected.
· * = Top of casing elevation is unknown.

# Appendix D

## Historical Groundwater Analytical Results

**Appendix D**
**Historical Groundwater Analytical Results**
**Kinder Morgan, Inc.**
**Silvercroft Wash Release Site, Tucson, Arizona**

ARCADIS

| Well ID | Quality Control Sample | Sample Date | Benzene (µg/L) | Toluene (µg/L) | Ethylbenzene (µg/L) | Xylenes, Total (µg/L) | MTBE (µg/L) | TBA (µg/L) | PCE (µg/L) | TCE (µg/L) | C12DCE (µg/L) | $CCl_2F_2$ (µg/L) | TPH (µg/L) | PAH (µg/L) |
|---|---|---|---|---|---|---|---|---|---|---|---|---|---|---|
| Arizona AWQS (µg/L) | | | 5 | 1,000 | 700 | 10,000 | N/A | N/A | 5 | 5 | 70 | N/A | N/A | N/A |
| MW-01 | | 10/25/2012 | <1.0 | <5.0 | <1.0 | <3.0 | <1.0 | <5.0 | <1.0 | <1.0 | <1.0 | <5.0 | NA | NA |
| MW-01 | | 1/24/2013 | <1.0 | <5.0 | <1.0 | <3.0 | <1.0 | <5.0 | <1.0 | <1.0 | <1.0 | <5.0 | NA | NA |
| MW-01 | | 4/16/2013 | 1.0 | 12 | 7.6 | 21 | <1.0 | <5.0 | <1.0 | <1.0 | <1.0 | <5.0 | NA | NA |
| MW-01 | | 7/9/2013 | <1.0 | <5.0 | <1.0 | <3.0 | <1.0 | <5.0 | <1.0 | <1.0 | <1.0 | <5.0 | NA | NA |
| MW-01 | | 10/8/2013 | <1.0 | <5.0 | <1.0 | <3.0 | <1.0 | <5.0 | <1.0 | <1.0 | <1.0 | <5.0 | NA | NA |
| MW-01 | | 1/17/2014 | <1.0 | <5.0 | <1.0 | <3.0 | <1.0 | <5.0 | <1.0 | <1.0 | <1.0 | <5.0 | NA | NA |
| MW-01 | | 4/22/2014 | <1.0 | <5.0 | <1.0 | <3.0 | <1.0 | <5.0 | <1.0 | <1.0 | <1.0 | <5.0 | NA | NA |
| MW-01 | | 7/16/2014 | <1.0 | <5.0 | <1.0 | <3.0 | <1.0 | <5.0 | <1.0 | <1.0 | <1.0 | <5.0 | NA | NA |
| MW-01 | Duplicate | 7/16/2014 | <1.0 | <5.0 | <1.0 | <3.0 | <1.0 | <5.0 | <1.0 | <1.0 | <1.0 | <5.0 | NA | NA |
| MW-01 | | 10/2/2014 | <1.0 | <5.0 | <1.0 | <3.0 | <1.0 | <5.0 | <1.0 | <1.0 | <1.0 | <5.0 | NA | NA |
| MW-01 | | 1/20/2015 | <1.0 | <5.0 | <1.0 | <3.0 | <1.0 | <5.0 | <1.0 | <1.0 | <1.0 | <5.0 | NA | NA |
| MW-01 | | 4/21/2015 | <1.0 | <5.0 | <1.0 | <3.0 | <1.0 | <5.0 | <1.0 | <1.0 | <1.0 | <5.0 | NA | NA |
| MW-01 | | 1/8/2016 | <1.0 | <5.0 | <1.0 | <3.0 | <1.0 | <5.0 | <1.0 | <1.0 | <1.0 | <5.0 | NA | NA |
| MW-01 | | 4/7/2016 | <1.0 | <5.0 | <1.0 | <3.0 | <1.0 | <5.0 | <1.0 | <1.0 | <1.0 | <5.0 | NA | NA |
| MW-01 | | 7/26/2016 | <1.0 | <5.0 | <1.0 | <3.0 | <1.0 | <5.0 | <1.0 | <1.0 | <1.0 | <5.0 | NA | NA |
| MW-01 | | 10/13/2016 | <1.0 | <5.0 | <1.0 | <3.0 | <1.0 | <5.0 | <1.0 | <1.0 | <1.0 | <5.0 | NA | NA |
| MW-01 | | 1/26/2017 | <1.0 | <1.0 | <1.0 | <3.0 | <1.0 | <5.0 | <1.0 | <1.0 | <1.0 | <5.0 | NA | NA |
| MW-01 | | 4/7/2017 | <1.0 | <1.0 | <1.0 | <3.0 | <1.0 | <5.0 | <1.0 | <1.0 | <1.0 | <5.0 | NA | NA |
| MW-01 | | 7/14/2017 | <1.0 | <1.0 | <1.0 | <3.0 | <1.0 | <5.0 | <1.0 | <1.0 | <1.0 | <5.0 | NA | NA |
| MW-01 | | 11/2/2017 | <1.0 | <1.0 | <1.0 | <3.0 | <1.0 | <5.0 | <1.0 | <1.0 | <1.0 | <5.0 | NA | NA |
| MW-01 | | 2/1/2018 | <1.0 | <1.0 | <1.0 | <3.0 | <1.0 | <5.0 | <1.0 | <1.0 | <1.0 | <5.0 | NA | NA |
| MW-01 | | 4/12/2018 | <1.00 | <1.00 | <1.00 | <3.00 | <1.00 | <5.00 | <1.00 | <1.00 | <1.00 | <5.00 | NA | NA |
| MW-01 | | 8/2/2018 | <1.00 | <1.00 | <1.00 | <3.00 | <1.00 | <5.00 | <1.00 | <1.00 | <1.00 | <5.00 | NA | NA |
| MW-01 | | 10/25/2018 | <1.00 | <1.00 | <1.00 | <3.00 | <1.00 | <5.00 | <1.00 | <1.00 | <1.00 | <5.00 | NA | NA |
| MW-01 | | 4/11/2019 | <1.00 | <1.00 | <1.00 | 6.29 | 4.08 | <5.00 | <1.00 | <1.00 | <1.00 | <5.00 | NA | NA |
| MW-01 | | 8/5/2019 | <1.00 | <1.00 | <1.00 | <3.00 | 5.07 | 8.23 | <1.00 | <1.00 | <1.00 | <5.00 | NA | NA |
| MW-01 | | 10/24/2019 | <1.00 | <1.00 | <1.00 | <3.00 | 3.63 | 8.72 | <1.00 | <1.00 | <1.00 | <5.00 | NA | NA |
| MW-01 | | 1/23/2020 | <1.00 | <1.00 | <1.00 | <3.00 | 5.10 | <5.00 | <1.00 | <1.00 | <1.00 | <5.00 | NA | NA |
| MW-01 | | 4/9/2020 | <1.00 | <1.00 | <1.00 | <3.00 | 6.86 | 32.0 | <1.00 | <1.00 | <1.00 | <5.00 | NA | NA |
| MW-01 | | 7/23/2020 | <1.00 | <1.00 | <1.00 | <3.00 | 4.05 | <5.00 | <1.00 | <1.00 | <1.00 | <5.00 | NA | NA |
| MW-01 | | 11/4/2020 | <1.00 | <1.00 | <1.00 | <3.00 | 3.36 | <5.00 | <1.00 | <1.00 | <1.00 | <5.00 | NA | NA |
| MW-01 | | 1/28/2021 | <1.00 | <1.00 | <1.00 | <3.00 | <1.00 | <5.00 | <1.00 | <1.00 | <1.00 | <5.00 | NA | NA |
| MW-01 | | 4/19/2021 | <1.00 | <1.00 | <1.00 | <3.00 | <1.00 | <5.00 | <1.00 | <1.00 | <1.00 | <5.00 | NA | NA |

ARCADIS

| Well ID | Quality Control Sample | Sample Date | Benzene (µg/L) | Toluene (µg/L) | Ethylbenzene (µg/L) | Xylenes, Total (µg/L) | MTBE (µg/L) | TBA (µg/L) | PCE (µg/L) | TCE (µg/L) | C12DCE (µg/L) | $CCl_2F_2$ (µg/L) | TPH (µg/L) | PAH (µg/L) |
|---|---|---|---|---|---|---|---|---|---|---|---|---|---|---|
| Arizona AWQS (µg/L) | | | 5 | 1,000 | 700 | 10,000 | N/A | N/A | 5 | 5 | 70 | N/A | N/A | N/A |
| MW-01 | | 7/14/2021 | <1.00 | <1.00 | <1.00 | <3.00 | <1.00 | <5.00 | <1.00 | <1.00 | <1.00 | <5.00 | NA | NA |
| MW-01 | | 10/20/2021 | <1.00 | <1.00 | <1.00 | <3.00 | <1.00 | <5.00 | <1.00 | <1.00 | <1.00 | <5.00 | NA | NA |
| MW-01 | | 1/6/2022 | <1.00 | <1.00 | <1.00 | <3.00 | <1.00 | <5.00 | <1.00 | <1.00 | <1.00 | <5.00 | NA | NA |
| MW-01 | | 4/13/2022 | <1.00 | <1.00 | <1.00 | <3.00 | <1.00 | <5.00 | <1.00 | <1.00 | <1.00 | <5.00 | NA | NA |
| MW-01 | | 7/14/2022 | <1.00 | <1.00 | <1.00 | <3.00 | <1.00 | <5.00 | <1.00 | <1.00 | <1.00 | <5.00 | NA | NA |
| MW-01 | | 11/17/2022 | <1.00 | <1.00 | <1.00 | <3.00 | <1.00 | <5.00 | <1.00 | <1.00 | <1.00 | <5.00 | NA | NA |
| MW-01 | | 1/19/2023 | <1.00 | <1.00 | <1.00 | <3.00 | <1.00 | <5.00 | <1.00 | <1.00 | <1.00 | <5.00 | NA | NA |
| MW-01 | | 4/11/2023 | <1.00 | <1.00 | <1.00 | <3.00 | <1.00 | <5.00 | <1.00 | <1.00 | <1.00 | <5.00 | NA | NA |
| MW-01 | | 8/4/2023 | <1.00 | <1.00 | <1.00 | <3.00 | <1.00 | <5.00 | <1.00 | <1.00 | <1.00 | <5.00 | NA | NA |
| MW-01 | | 10/18/2023 | <1.00 | <1.00 | <1.00 | <3.00 | <1.00 | <5.00 | <1.00 | <1.00 | <1.00 | <5.00 | NA | NA |
| MW-01 | Duplicate | 10/18/2023 | <1.00 | <1.00 | <1.00 | <3.00 | <1.00 | <5.00 | <1.00 | <1.00 | <1.00 | <5.00 | NA | NA |
| MW-01 | | 2/29/2024 | <1.00 | <1.00 | <1.00 | <3.00 | <1.00 | <5.00 | <1.00 | <1.00 | <1.00 | <5.00 | NA | NA |
| MW-01 | | 5/14/2024 | <1.00 | <1.00 | <1.00 | <3.00 | 1.20 | <5.00 | <1.00 | <1.00 | <1.00 | <5.00 | NA | NA |
| MW-02 | | 4/19/2013 | **45** | <50 | 30 | 78 | 490 | 1,000 | <10 | <10 | <10 | <50 | NA | NA |
| MW-02 | | 7/11/2013 | **21** | <50 | 25 | 1,300 | 680 | 510 | <10 | <10 | <10 | <50 | NA | NA |
| MW-02 | Duplicate | 7/11/2013 | **21** | <50 | 29 | 1,400 | 680 | 510 | <10 | <10 | <10 | <50 | NA | NA |
| MW-02 | | 10/10/2013 | <10 | <50 | 26 | 31 | 160 | 650 | <10 | <10 | <10 | <50 | NA | NA |
| MW-02 | Duplicate | 10/10/2013 | <10 | <50 | 21 | <30 | 140 | 540 | <10 | <10 | <10 | <50 | NA | NA |
| MW-02 | | 1/17/2014 | 1.5 | <5.0 | <1.0 | <3.0 | 130 | 1,200 | <1.0 | 1.0 | <1.0 | <5.0 | NA | NA |
| MW-02 | | 4/24/2014 | <1.0 | <5.0 | <1.0 | <3.0 | 30 | 710 | <1.0 | <1.0 | <1.0 | <5.0 | NA | NA |
| MW-02 | | 7/17/2014 | <1.0 | <5.0 | <1.0 | <3.0 | 20 | 19 | <1.0 | <1.0 | <1.0 | <5.0 | NA | NA |
| MW-02 | | 10/2/2014 | <1.0 | <5.0 | <1.0 | <3.0 | 2.4 | <5.0 | <1.0 | <1.0 | <1.0 | <5.0 | NA | NA |
| MW-02 | | 1/22/2015 | <1.0 | <5.0 | <1.0 | <3.0 | 8.3 | 37 | <1.0 | <1.0 | <1.0 | <5.0 | NA | NA |
| MW-02 | | 4/21/2015 | <1.0 | <5.0 | <1.0 | <3.0 | 14 | 9.9 | 1.5 | <1.0 | <1.0 | <5.0 | NA | NA |
| MW-02 | | 1/8/2016 | <1.0 | <5.0 | <1.0 | <3.0 | 6.26 | 6.73 | 2.14 | <1.0 | <1.0 | <5.0 | NA | NA |
| MW-02 | Duplicate | 1/8/2016 | <1.0 | <5.0 | <1.0 | <3.0 | 6.26 | 6.9 | 2.26 | 1.0 | <1.0 | <5.0 | NA | NA |
| MW-02 | | 4/8/2016 | <1.0 | <5.0 | <1.0 | <3.0 | 10.5 | 10.4 | 2.51 | 1.70 | <1.0 | <5.0 | NA | NA |
| MW-02 | | 7/26/2016 | <1.0 | <5.0 | <1.0 | <3.0 | 9.51 | 25.7 | 1.11 | 1.15 | <1.0 | <5.0 | NA | NA |
| MW-02 | | 10/13/2016 | <1.0 | <5.0 | <1.0 | 11.6 | 7.98 | <5.0 | <1.0 | 1.92 | <1.0 | <5.0 | NA | NA |
| MW-02 | | 1/26/2017 | 2.11 | <1.0 | 15.6 | 39.0 | 10.3 | 10.4 | 1.21 | 3.46 | <1.0 | <5.0 | NA | NA |
| MW-02 | | 4/7/2017 | 2.63 | <1.0 | 29.8 | 25.2 | 11.5 | 6.01 | <1.0 | 3.47 | <1.0 | <5.0 | NA | NA |
| MW-02 | Duplicate | 4/7/2017 | 2.76 | <1.0 | 29.3 | 25.2 | 11.4 | 6.72 | <1.0 | 3.57 | <1.0 | <5.0 | NA | NA |
| MW-02 | | 7/14/2017 | 2.42 | <1.0 | 29.4 | 51.2 | 10.1 | <5.0 | <1.0 | 3.48 | <1.0 | <5.0 | NA | NA |

| Well ID | Quality Control Sample | Sample Date | Benzene (µg/L) | Toluene (µg/L) | Ethylbenzene (µg/L) | Xylenes, Total (µg/L) | MTBE (µg/L) | TBA (µg/L) | PCE (µg/L) | TCE (µg/L) | C12DCE (µg/L) | $CCl_2F_2$ (µg/L) | TPH (µg/L) | PAH (µg/L) |
|---|---|---|---|---|---|---|---|---|---|---|---|---|---|---|
| Arizona AWQS (µg/L) | | | 5 | 1,000 | 700 | 10,000 | N/A | N/A | 5 | 5 | 70 | N/A | N/A | N/A |
| MW-02 | | 11/2/2017 | 2.27 | <1.0 | 91.0 | 94.0 | 5.56 | <5.0 | <1.0 | 1.32 | <1.0 | <5.0 | NA | NA |
| MW-02 | | 2/1/2018 | 1.98 | <1.0 | 68.5 | 15.0 | 6.12 | <5.0 | <1.0 | 1.72 | <1.0 | <5.0 | NA | NA |
| MW-02 | Duplicate | 2/1/2018 | 1.93 | <1.0 | 70.3 | 14.6 | 6.17 | <5.0 | <1.0 | 1.69 | <1.0 | <5.0 | NA | NA |
| MW-02 | | 4/12/2018 | 3.45 | <1.00 | 159 | 15.2 | 7.58 | <5.00 | <1.00 | 2.06 | <1.00 | <5.00 | NA | NA |
| MW-02 | | 8/2/2018 | 3.94 | 1.15 | 192 | 42.3 | 10.6 | <5.00 | <1.00 | 3.01 | <1.00 | <5.00 | NA | NA |
| MW-02 | | 10/25/2018 | 3.75 | <1.00 | 97.3 | 7.05 | 8.32 | <5.00 | <1.00 | 2.56 | <1.00 | <5.00 | NA | NA |
| MW-02 | | 4/11/2019 | <1.00 | <1.00 | 6.98 | <3.00 | 3.40 | <5.00 | <1.00 | <1.00 | <1.00 | <5.00 | NA | NA |
| MW-02 | Duplicate | 4/11/2019 | <1.00 | <1.00 | 7.36 | <3.00 | 3.59 | <5.00 | <1.00 | <1.00 | <1.00 | <5.00 | NA | NA |
| MW-02 | | 8/5/2019 | <1.00 | <1.00 | <1.00 | <3.00 | 1.39 | 12.7 | <1.00 | <1.00 | <1.00 | <5.00 | NA | NA |
| MW-02 | | 10/24/2019 | <1.00 | <1.00 | 6.31 | <3.00 | 1.06 | <5.00 | <1.00 | <1.00 | <1.00 | <5.00 | NA | NA |
| MW-02 | | 1/23/2020 | <1.00 | <1.00 | 2.81 | <3.00 | 1.37 | <5.00 | <1.00 | <1.00 | <1.00 | <5.00 | NA | NA |
| MW-02 | | 4/9/2020 | <1.00 | <1.00 | <1.00 | <3.00 | <1.00 | 6.00 | <1.00 | <1.00 | <1.00 | <5.00 | NA | NA |
| MW-02 | | 7/23/2020 | <1.00 | <1.00 | 4.37 | <3.00 | 1.57 | <5.00 | <1.00 | <1.00 | <1.00 | <5.00 | NA | NA |
| MW-02 | | 11/4/2020 | 2.12 | <1.00 | 152 | 21.1 | 11.3 | <5.00 | <1.00 | 1.51 | <1.00 | <5.00 | NA | NA |
| MW-02 | | 1/28/2021 | 1.78 | <1.00 | 195 | 154 | 8.47 | <5.00 | <1.00 | 2.26 | <1.00 | <5.00 | NA | NA |
| MW-02 | | 4/19/2021 | 1.18 | <1.00 | 62.0 | 24.5 | 7.81 | 23.8 | <1.00 | 2.44 | <1.00 | <5.00 | NA | NA |
| MW-02 | Duplicate | 4/19/2021 | 1.26 | <1.00 | 65.4 | 21.6 | 7.81 | <5.00 | <1.00 | 2.45 | <1.00 | <5.00 | NA | NA |
| MW-02 | | 7/21/2021 | 1.59 | <1.00 | 10 | <3.00 | 8.51 | 24.4 | <1.00 | 2.68 | <1.00 | <5.00 | NA | NA |
| MW-02 | | 10/22/2021 | <1.00 | <1.00 | 22.9 | 14.9 | 3.84 | 116 | <1.00 | 1.00 | <1.00 | <5.00 | NA | NA |
| MW-02 | | 1/12/2022 | <1.00 | <1.00 | 39.5 | 7.94 | 3.20 | 23.9 | <1.00 | <1.00 | <1.00 | <5.00 | NA | NA |
| MW-02 | | 4/13/2022 | 1.51 | <1.00 | 26.8 | 4.53 | 4.03 | 104 | <1.00 | 1.35 | <1.00 | <5.00 | NA | NA |
| MW-02 | | 7/14/2022 | 1.22 | <1.00 | 4.00 | <3.00 | 3.83 | 125 | <1.00 | 1.40 | <1.00 | <5.00 | NA | NA |
| MW-02 | | 11/17/2022 | <1.00 | <1.00 | <1.00 | <3.00 | 2.08 | 43.1 | <1.00 | <1.00 | <1.00 | <5.00 | NA | NA |
| MW-02 | | 1/18/2023 | <1.00 | <1.00 | <1.00 | <3.00 | 2.66 | 76.5 | <1.00 | <1.00 | <1.00 | <5.00 | NA | NA |
| MW-02 | Duplicate | 1/18/2023 | <1.00 | <1.00 | <1.00 | <3.00 | 2.37 | 63.4 | <1.00 | <1.00 | <1.00 | <5.00 | NA | NA |
| MW-02 | | 4/11/2023 | <1.00 | <1.00 | 1.54 | <3.00 | 1.72 | 70.9 | <1.00 | <1.00 | <1.00 | <5.00 | NA | NA |
| MW-02 | | 8/3/2023 | <1.00 | <1.00 | 22.4 | <3.00 | 2.44 | 28.4 | <1.00 | <1.00 | <1.00 | <5.00 | NA | NA |
| MW-02 | | 10/18/2023 | <1.00 | <1.00 | 29.6 | 15.9 | 3.13 | 44.4 | <1.00 | <1.00 | <1.00 | <5.00 | NA | NA |
| MW-02 | | 3/1/2024 | <1.00 | <1.00 | 95.3 | 21.9 | 2.24 | 22.7 | <1.00 | <1.00 | <1.00 | <5.00 | NA | NA |
| MW-02 | Duplicate | 3/1/2024 | <1.00 | <1.00 | 106 | 26.1 | 2.32 | 15.3 | <1.00 | <1.00 | <1.00 | <5.00 | NA | NA |
| MW-02 | | 5/15/2024 | <1.00 | <1.00 | 41.1 | 21.5 | 1.23 | <5.00 | <1.00 | <1.00 | <1.00 | <5.00 | NA | NA |
| MW-03 | | 3/31/2005 | <1.0 | <1.0 | <1.0 | 1.0 | 76 | NA | <1.0 | <1.0 | <1.0 | <1.0 | <1.0 | <1.0 |
| MW-03 | Duplicate | 3/31/2005 | <1.0 | <1.0 | <1.0 | <2.0 | 49 | NA | <1.0 | <1.0 | <1.0 | <1.0 | <1.0 | <1.0 |

| Well ID | Quality Control Sample | Sample Date | Benzene (µg/L) | Toluene (µg/L) | Ethylbenzene (µg/L) | Xylenes, Total (µg/L) | MTBE (µg/L) | TBA (µg/L) | PCE (µg/L) | TCE (µg/L) | C12DCE (µg/L) | $CCl_2F_2$ (µg/L) | TPH (µg/L) | PAH (µg/L) |
|---|---|---|---|---|---|---|---|---|---|---|---|---|---|---|
| Arizona AWQS (µg/L) | | | 5 | 1,000 | 700 | 10,000 | N/A | N/A | 5 | 5 | 70 | N/A | N/A | N/A |
| MW-03 | | 4/27/2005 | <1.0 | <1.0 | <1.0 | <1.0 | 54 | NA | <1.0 | <1.0 | <1.0 | <1.0 | <2.0 | NA |
| MW-03 | | 5/24/2005 | **5.8** | <1.0 | <1.0 | 8.8 | 490 | NA | <1.0 | <1.0 | <1.0 | <1.0 | NA | NA |
| MW-03 | | 6/28/2005 | **6.6** | <1.0 | <1.0 | 5.8 | 610 | NA | <1.0 | <1.0 | <1.0 | <1.0 | <2.1 | NA |
| MW-03 | | 7/27/2005 | 3.1 | 16 | 4.4 | 18.2 | 180 | NA | <1.0 | <1.0 | <1.0 | <1.0 | <2.0 | NA |
| MW-03 | | 8/30/2005 | <1.0 | 2.9 | <1.0 | 7.9 | 710 | NA | <1.0 | <1.0 | <1.0 | <1.0 | NA | NA |
| MW-03 | | 9/28/2005 | **8.5** | 2.3 | <1.0 | 4.4 | 450 | NA | <1.0 | <1.0 | <1.0 | <1.0 | NA | NA |
| MW-03 | | 10/25/2005 | **19** | 4.7 | <1.0 | 8.0 | 1,500 | NA | <1.0 | <1.0 | <1.0 | <1.0 | <2.0 | NA |
| MW-03 | Duplicate | 10/25/2005 | 4.7 | 1.3 | <1.0 | 1.1 | 440 | NA | <1.0 | <1.0 | <1.0 | <1.0 | <2.0 | NA |
| MW-03 | | 11/23/2005 | **6.9** | 1.9 | <1.0 | 1.5 | 230 | NA | <1.0 | <1.0 | <1.0 | <1.0 | NA | NA |
| MW-03 | | 12/28/2005 | 4.2 | 1.6 | <1.0 | 1.4 | 210 | NA | <1.0 | <1.0 | <1.0 | <1.0 | NA | NA |
| MW-03 | | 1/24/2006 | <1.0 | <1.0 | <1.0 | <2.0 | 61 | NA | <1.0 | <1.0 | <1.0 | <1.0 | <2.0 | NA |
| MW-03 | | 2/22/2006 | 1.0 | 2.7 | 1.2 | 6.4 | 150 | NA | <1.0 | <1.0 | <1.0 | <1.0 | NA | NA |
| MW-03 | | 3/29/2006 | **12** | 2.7 | <1.0 | 4.0 | 800 | NA | <1.0 | <1.0 | <1.0 | <1.0 | NA | NA |
| MW-03 | | 4/26/2006 | 2.6 | <1.0 | <1.0 | 1.6 | 270 | NA | <1.0 | <1.0 | <1.0 | <1.0 | <2.0 | NA |
| MW-03 | | 5/24/2006 | 1.4 | 2.7 | 1.3 | 6.4 | 340 | NA | <1.0 | <1.0 | <1.0 | <1.0 | NA | NA |
| MW-03 | | 6/28/2006 | 2.2 | <1.0 | <1.0 | 1.5 | 74 | NA | <1.0 | <1.0 | <1.0 | <1.0 | NA | NA |
| MW-03 | Duplicate | 6/28/2006 | 2.2 | <1.0 | <1.0 | 1.5 | 74 | NA | <1.0 | <1.0 | <1.0 | <1.0 | NA | NA |
| MW-03 | | 8/2/2006 | <1.0 | <1.0 | <1.0 | <2.0 | 91 | NA | <1.0 | <1.0 | <1.0 | <1.0 | <2.0 | NA |
| MW-03 | | 8/30/2006 | **17** | 12 | <1.0 | 9.2 | 410 | NA | <1.0 | <1.0 | <1.0 | <1.0 | NA | NA |
| MW-03 | | 9/26/2006 | **12** | <5.0 | <5.0 | <10 | 470 | NA | <5.0 | <5.0 | <5.0 | <5.0 | NA | NA |
| MW-03 | | 10/25/2006 | <1.0 | <1.0 | <1.0 | <2.0 | 430 | NA | <1.0 | <1.0 | <1.0 | <1.0 | <2.0 | NA |
| MW-03 | | 11/21/2006 | <1.0 | <1.0 | <1.0 | <2.0 | 340 | NA | <1.0 | <1.0 | <1.0 | <1.0 | NA | NA |
| MW-03 | | 12/28/2006 | **6.4** | <5.0 | <5.0 | <10 | 260 | NA | <5.0 | <5.0 | <5.0 | <5.0 | NA | NA |
| MW-03 | | 1/30/2007 | **9.5** | 3.5 | <1.0 | 1.2 | 230 | NA | <1.0 | <1.0 | <1.0 | <1.0 | <2.0 | NA |
| MW-03 | | 4/26/2007 | 3.2 | <1.0 | <1.0 | <2.0 | 53 | NA | <1.0 | <1.0 | <1.0 | <1.0 | NA | NA |
| MW-03 | | 7/25/2007 | **12** | 2.9 | <1.0 | <2.0 | 74 | NA | <1.0 | <1.0 | <1.0 | <1.0 | NA | NA |
| MW-03 | | 10/24/2007 | **33** | 7.7 | <1.0 | 6.8 | 310 | NA | <1.0 | <1.0 | <1.0 | <1.0 | NA | NA |
| MW-03 | | 1/30/2008 | **13** | 23 | 1.3 | 17.9 | 270 | NA | <0.5 | <0.5 | <0.5 | <0.5 | <5.0 | NA |
| MW-03 | | 4/23/2008 | **20** | 21 | 1.2 | 18.5 | 430 | NA | <0.5 | <0.5 | <0.5 | <0.5 | NA | NA |
| MW-03 | | 7/31/2008 | 1.8 | <0.5 | <0.5 | 11.5 | 310 | NA | <0.5 | <0.5 | <0.5 | <0.5 | NA | NA |
| MW-03 | | 10/15/2008 | **270** | 640 | 70 | 310 | 100 | NA | <5.0 | <5.0 | <5.0 | <5.0 | NA | NA |
| MW-03 | | 1/28/2009 | **24** | <1.0 | <1.0 | <2.0 | 33 | NA | <1.0 | <1.0 | <1.0 | <1.0 | NA | NA |
| MW-03 | | 4/30/2009 | 4.3 | <1.0 | <1.0 | <2.0 | 18 | NA | <1.0 | <1.0 | <1.0 | <1.0 | NA | NA |

| Well ID | Quality Control Sample | Sample Date | Benzene (µg/L) | Toluene (µg/L) | Ethylbenzene (µg/L) | Xylenes, Total (µg/L) | MTBE (µg/L) | TBA (µg/L) | PCE (µg/L) | TCE (µg/L) | C12DCE (µg/L) | $CCl_2F_2$ (µg/L) | TPH (µg/L) | PAH (µg/L) |
|---|---|---|---|---|---|---|---|---|---|---|---|---|---|---|
| Arizona AWQS (µg/L) | | | 5 | 1,000 | 700 | 10,000 | N/A | N/A | 5 | 5 | 70 | N/A | N/A | N/A |
| MW-03 | | 7/21/2009 | <1.0 | <1.0 | <1.0 | <2.0 | 26 | NA | <1.0 | <1.0 | <1.0 | <1.0 | NA | NA |
| MW-03 | Duplicate | 7/21/2009 | <1.0 | <1.0 | <1.0 | <2.0 | 26 | NA | <1.0 | <1.0 | <1.0 | <1.0 | NA | NA |
| MW-03 | | 10/7/2009 | <1.0 | <1.0 | <1.0 | <1.0 | 7.1 | NA | <1.0 | <1.0 | <1.0 | <1.0 | NA | NA |
| MW-03 | | 1/21/2010 | <1.0 | <1.0 | <1.0 | <1.0 | 1.5 | NA | <1.0 | <1.0 | <1.0 | <1.0 | NA | NA |
| MW-03 | | 4/13/2010 | <1.0 | <1.0 | <1.0 | <1.0 | <1.0 | <10 | <1.0 | <1.0 | <1.0 | <1.0 | NA | NA |
| MW-03 | | 7/13/2010 | <1.0 | <5.0 | <1.0 | <3.0 | <1.0 | <50 | <1.0 | <1.0 | <1.0 | <5.0 | NA | NA |
| MW-03 | | 10/19/2010 | <1.0 | <5.0 | <1.0 | <3.0 | <1.0 | <50 | <1.0 | <1.0 | <1.0 | <5.0 | NA | NA |
| MW-03 | | 1/11/2011 | 1.2 | <5.0 | <1.0 | <3.0 | <1.0 | <50 | <1.0 | <1.0 | <1.0 | <5.0 | NA | NA |
| MW-03 | | 4/12/2011 | <1.0 | <5.0 | <1.0 | <3.0 | <1.0 | <50 | <1.0 | <1.0 | <1.0 | <5.0 | NA | NA |
| MW-03 | | 7/13/2011 | <1.0 | <5.0 | <1.0 | <3.0 | <1.0 | <50 | <1.0 | <1.0 | <1.0 | <5.0 | NA | NA |
| MW-03 | Duplicate | 7/13/2011 | <1.0 | <5.0 | <1.0 | <3.0 | <1.0 | <50 | <1.0 | <1.0 | <1.0 | <5.0 | NA | NA |
| MW-03 | | 10/11/2011 | <1.0 | <5.0 | <1.0 | <3.0 | <1.0 | <50 | <1.0 | <1.0 | <1.0 | <5.0 | NA | NA |
| MW-03 | | 1/17/2012 | <1.0 | <5.0 | <1.0 | <3.0 | <1.0 | <5.0 | <1.0 | <1.0 | <1.0 | <5.0 | NA | NA |
| MW-03 | | 4/3/2012 | <1.0 | <5.0 | <1.0 | <3.0 | <1.0 | <5.0 | <1.0 | <1.0 | <1.0 | <5.0 | NA | NA |
| MW-03 | | 4/3/2012 | <1.0 | <5.0 | <1.0 | <3.0 | <1.0 | <5.0 | <1.0 | <1.0 | <1.0 | <5.0 | NA | NA |
| MW-03 | | 7/10/2012 | <1.0 | 7.7 | <1.0 | <3.0 | <1.0 | <5.0 | <1.0 | <1.0 | <1.0 | <5.0 | NA | NA |
| MW-03 | | 10/23/2012 | <1.0 | <5.0 | <1.0 | <3.0 | <1.0 | <5.0 | <1.0 | <1.0 | <1.0 | <5.0 | NA | NA |
| MW-03 | | 1/22/2013 | <1.0 | <5.0 | <1.0 | <3.0 | <1.0 | <5.0 | <1.0 | <1.0 | <1.0 | <5.0 | NA | NA |
| MW-03 | | 4/16/2013 | <1.0 | <5.0 | <1.0 | <3.0 | <1.0 | <5.0 | <1.0 | <1.0 | <1.0 | <5.0 | NA | NA |
| MW-03 | Duplicate | 4/16/2013 | <1.0 | <5.0 | <1.0 | <3.0 | <1.0 | <5.0 | <1.0 | <1.0 | <1.0 | <5.0 | NA | NA |
| MW-03 | | 7/9/2013 | <1.0 | <5.0 | <1.0 | <3.0 | <1.0 | <5.0 | <1.0 | <1.0 | <1.0 | <5.0 | NA | NA |
| MW-03 | | 10/8/2013 | <1.0 | <5.0 | <1.0 | <3.0 | <1.0 | <5.0 | <1.0 | <1.0 | <1.0 | <5.0 | NA | NA |
| MW-03 | | 1/16/2014 | <1.0 | <5.0 | <1.0 | <3.0 | <1.0 | <5.0 | <1.0 | <1.0 | <1.0 | <5.0 | NA | NA |
| MW-03 | | 4/22/2014 | <1.0 | <5.0 | <1.0 | <3.0 | <1.0 | <5.0 | <1.0 | <1.0 | <1.0 | <5.0 | NA | NA |
| MW-03 | | 7/15/2014 | <1.0 | <5.0 | <1.0 | <3.0 | <1.0 | <5.0 | <1.0 | <1.0 | <1.0 | <5.0 | NA | NA |
| MW-04 | | 10/25/2012 | <1.0 | <5.0 | <1.0 | 24 | <1.0 | <5.0 | <1.0 | <1.0 | <1.0 | <5.0 | NA | NA |
| MW-04 | | 1/28/2013 | <1.0 | <5.0 | <1.0 | 140 | 24 | 140 | <1.0 | <1.0 | <1.0 | <5.0 | NA | NA |
| MW-04 | | 4/19/2013 | 4.0 | 6.9 | 7.6 | 20 | 3.2 | <5.0 | <1.0 | <1.0 | <1.0 | <5.0 | NA | NA |
| MW-04 | | 7/11/2013 | <1.0 | <5.0 | <1.0 | 8.0 | 8.6 | 40 | <1.0 | <1.0 | <1.0 | <5.0 | NA | NA |
| MW-04 | Duplicate | 7/11/2013 | <1.0 | <5.0 | <1.0 | 9.2 | 9.0 | 40 | <1.0 | <1.0 | <1.0 | <5.0 | NA | NA |
| MW-04 | | 10/9/2013 | <1.0 | <5.0 | <1.0 | <3.0 | <1.0 | <5.0 | <1.0 | <1.0 | <1.0 | <5.0 | NA | NA |
| MW-04 | Duplicate | 10/9/2013 | <1.0 | <5.0 | <1.0 | <3.0 | <1.0 | <5.0 | <1.0 | <1.0 | <1.0 | <5.0 | NA | NA |
| MW-04 | | 1/17/2014 | <1.0 | <5.0 | <1.0 | <3.0 | <1.0 | <5.0 | <1.0 | <1.0 | <1.0 | <5.0 | NA | NA |

ARCADIS

| Well ID | Quality Control Sample | Sample Date | Benzene (µg/L) | Toluene (µg/L) | Ethylbenzene (µg/L) | Xylenes, Total (µg/L) | MTBE (µg/L) | TBA (µg/L) | PCE (µg/L) | TCE (µg/L) | C12DCE (µg/L) | $CCl_2F_2$ (µg/L) | TPH (µg/L) | PAH (µg/L) |
|---|---|---|---|---|---|---|---|---|---|---|---|---|---|---|
| Arizona AWQS (µg/L) | | | 5 | 1,000 | 700 | 10,000 | N/A | N/A | 5 | 5 | 70 | N/A | N/A | N/A |
| MW-04 | | 4/22/2014 | <1.0 | <5.0 | <1.0 | <3.0 | <1.0 | <5.0 | <1.0 | <1.0 | <1.0 | <5.0 | NA | NA |
| MW-04 | | 7/15/2014 | <1.0 | <5.0 | <1.0 | <3.0 | <1.0 | <5.0 | <1.0 | <1.0 | <1.0 | <5.0 | NA | NA |
| MW-04 | | 10/2/2014 | <1.0 | <5.0 | <1.0 | <3.0 | <1.0 | <5.0 | <1.0 | <1.0 | <1.0 | <5.0 | NA | NA |
| MW-04 | | 1/20/2015 | <1.0 | <5.0 | <1.0 | <3.0 | <1.0 | <5.0 | <1.0 | <1.0 | <1.0 | <5.0 | NA | NA |
| MW-04 | | 4/21/2015 | <1.0 | <5.0 | <1.0 | <3.0 | <1.0 | <5.0 | <1.0 | <1.0 | <1.0 | <5.0 | NA | NA |
| MW-04 | | 1/11/2016 | <1.0 | <5.0 | <1.0 | <3.0 | <1.0 | <5.0 | <1.0 | <1.0 | <1.0 | <5.0 | NA | NA |
| MW-04 | | 4/8/2016 | <1.0 | <5.0 | <1.0 | <3.0 | <1.0 | <5.0 | <1.0 | <1.0 | <1.0 | <5.0 | NA | NA |
| MW-04 | | 7/29/2016 | <1.0 | <5.0 | 1.36 | 4.84 | <1.0 | <5.0 | <1.0 | <1.0 | <1.0 | <5.0 | NA | NA |
| MW-04 | | 10/14/2016 | <1.0 | <5.0 | <1.0 | <3.0 | 3.54 | <5.0 | <1.0 | <1.0 | <1.0 | <5.0 | NA | NA |
| MW-04 | | 1/26/2017 | <1.0 | <1.0 | <1.0 | <3.0 | 4.42 | <5.0 | <1.0 | <1.0 | <1.0 | <5.0 | NA | NA |
| MW-04 | | 4/7/2017 | <1.0 | <1.0 | <1.0 | <3.0 | 7.15 | <5.0 | <1.0 | <1.0 | <1.0 | <5.0 | NA | NA |
| MW-04 | | 7/14/2017 | <1.0 | <1.0 | <1.0 | <3.0 | 6.68 | <5.0 | <1.0 | <1.0 | <1.0 | <5.0 | NA | NA |
| MW-04 | | 11/3/2017 | 2.40 | <1.0 | <1.0 | 19.3 | 20.3 | 10.0 | <1.0 | <1.0 | <1.0 | <5.0 | NA | NA |
| MW-04 | Duplicate | 11/3/2017 | 2.94 | <1.0 | <1.0 | 21.0 | 20.3 | 9.34 | <1.0 | <1.0 | <1.0 | <5.0 | NA | NA |
| MW-04 | | 2/2/2018 | 1.46 | <1.0 | 1.12 | 3.03 | 7.59 | 10.2 | <1.0 | <1.0 | <1.0 | <5.0 | NA | NA |
| MW-04 | Duplicate | 2/2/2018 | 1.25 | <1.0 | <1.0 | <3.0 | 9.82 | 13.9 | <1.0 | <1.0 | <1.0 | <5.0 | NA | NA |
| MW-04 | | 4/13/2018 | 2.76 | <1.00 | 1.03 | 4.20 | 4.54 | <5.00 | <1.00 | <1.00 | <1.00 | <5.00 | NA | NA |
| MW-04 | Duplicate | 4/13/2018 | 1.64 | <1.00 | <1.00 | 3.23 | 3.75 | <5.00 | <1.00 | <1.00 | <1.00 | <5.00 | NA | NA |
| MW-04 | | 8/2/2018 | <1.00 | <1.00 | <1.00 | <3.00 | 3.12 | <5.00 | <1.00 | <1.00 | <1.00 | <5.00 | NA | NA |
| MW-04 | | 10/26/2018 | <1.00 | <1.00 | <1.00 | <3.00 | 3.16 | 11.5 | <1.00 | <1.00 | <1.00 | <5.00 | NA | NA |
| MW-04 | Duplicate | 10/26/2018 | <1.00 | <1.00 | <1.00 | <3.00 | 3.15 | 10.1 | <1.00 | <1.00 | <1.00 | <5.00 | NA | NA |
| MW-04 | | 4/12/2019 | <1.00 | <1.00 | <1.00 | <3.00 | 7.88 | <5.00 | <1.00 | <1.00 | <1.00 | <5.00 | NA | NA |
| MW-04 | Duplicate | 4/12/2019 | <1.00 | <1.00 | <1.00 | <3.00 | 7.74 | <5.00 | <1.00 | <1.00 | <1.00 | <5.00 | NA | NA |
| MW-04 | | 8/6/2019 | <1.00 | <1.00 | 3.46 | <3.00 | 6.90 | <5.00 | <1.00 | <1.00 | <1.00 | <5.00 | NA | NA |
| MW-04 | Duplicate | 8/6/2019 | <1.00 | <1.00 | 3.26 | <3.00 | 6.49 | <5.00 | <1.00 | <1.00 | <1.00 | <5.00 | NA | NA |
| MW-04 | | 10/25/2019 | <1.00 | <1.00 | <1.00 | <3.00 | 9.78 | 12.5 | <1.00 | <1.00 | <1.00 | <5.00 | NA | NA |
| MW-04 | Duplicate | 10/25/2019 | <1.00 | <1.00 | <1.00 | <3.00 | 8.87 | 13.5 | <1.00 | <1.00 | <1.00 | <5.00 | NA | NA |
| MW-04 | | 1/24/2020 | <1.00 | <1.00 | <1.00 | <3.00 | 4.88 | <5.00 | <1.00 | <1.00 | <1.00 | <5.00 | NA | NA |
| MW-04 | | 4/10/2020 | <1.00 | <1.00 | <1.00 | <3.00 | 5.40 | <5.00 | <1.00 | <1.00 | <1.00 | <5.00 | NA | NA |
| MW-04 | | 7/23/2020 | <1.00 | <1.00 | <1.00 | <3.00 | 4.21 | <5.00 | <1.00 | <1.00 | <1.00 | <5.00 | NA | NA |
| MW-04 | | 11/5/2020 | <1.00 | <1.00 | <1.00 | <3.00 | 9.41 | 20.3 | <1.00 | <1.00 | <1.00 | <5.00 | NA | NA |
| MW-04 | | 1/29/2021 | <1.00 | <1.00 | <1.00 | <3.00 | 13.8 | 94.7 | <1.00 | <1.00 | <1.00 | <5.00 | NA | NA |
| MW-04 | | 4/16/2021 | <1.00 | <1.00 | <1.00 | <3.00 | 5.79 | 10.7 | <1.00 | <1.00 | <1.00 | <5.00 | NA | NA |

| Well ID | Quality Control Sample | Sample Date | Benzene (µg/L) | Toluene (µg/L) | Ethylbenzene (µg/L) | Xylenes, Total (µg/L) | MTBE (µg/L) | TBA (µg/L) | PCE (µg/L) | TCE (µg/L) | C12DCE (µg/L) | $CCl_2F_2$ (µg/L) | TPH (µg/L) | PAH (µg/L) |
|---|---|---|---|---|---|---|---|---|---|---|---|---|---|---|
| Arizona AWQS (µg/L) | | | 5 | 1,000 | 700 | 10,000 | N/A | N/A | 5 | 5 | 70 | N/A | N/A | N/A |
| MW-04 | | 7/16/2021 | <1.00 | <1.00 | <1.00 | <3.00 | <1.00 | <5.00 | <1.00 | <1.00 | <1.00 | <5.00 | NA | NA |
| MW-04 | | 10/21/2021 | <1.00 | <1.00 | <1.00 | <3.00 | 24.7 | 95.4 | <1.00 | <1.00 | <1.00 | <5.00 | NA | NA |
| MW-04 | | 1/11/2022 | <1.00 | <1.00 | <1.00 | <3.00 | 15.2 | 48.6 | <1.00 | <1.00 | <1.00 | <5.00 | NA | NA |
| MW-04 | | 4/8/2022 | <1.00 | <1.00 | <1.00 | <3.00 | 5.27 | 11.6 | <1.00 | <1.00 | <1.00 | <5.00 | NA | NA |
| MW-04 | | 7/15/2022 | <1.00 | <1.00 | <1.00 | <3.00 | <1.00 | <5.00 | <1.00 | <1.00 | <1.00 | <5.00 | NA | NA |
| MW-04 | | 11/21/2022 | <1.00 | <1.00 | <1.00 | <3.00 | 16.4 | 45.1 | <1.00 | <1.00 | <1.00 | <5.00 | NA | NA |
| MW-04 | Duplicate | 11/21/2022 | <1.00 | <1.00 | <1.00 | <3.00 | 16.7 | 45.4 | <1.00 | <1.00 | <1.00 | <5.00 | NA | NA |
| MW-04 | | 1/18/2023 | <1.00 | <1.00 | <1.00 | <3.00 | 22.2 | 68.2 | <1.00 | <1.00 | <1.00 | <5.00 | NA | NA |
| MW-04 | | 4/10/2023 | <1.00 | <1.00 | <1.00 | <3.00 | 13.8 | 22.5 | <1.00 | <1.00 | <1.00 | <5.00 | NA | NA |
| MW-04 | Duplicate | 4/10/2023 | <1.00 | <1.00 | <1.00 | <3.00 | 14.8 | 30.1 | <1.00 | <1.00 | <1.00 | <5.00 | NA | NA |
| MW-04 | | 8/3/2023 | <1.00 | <1.00 | <1.00 | <3.00 | 12.5 | 24.2 | <1.00 | <1.00 | <1.00 | <5.00 | NA | NA |
| MW-04 | | 10/17/2023 | <1.00 | <1.00 | <1.00 | <3.00 | 10.4 | 23.3 | <1.00 | <1.00 | <1.00 | <5.00 | NA | NA |
| MW-04 | | 2/29/2024 | <1.00 | <1.00 | <1.00 | <3.00 | 9.12 | 41.3 | <1.00 | <1.00 | <1.00 | <5.00 | NA | NA |
| MW-04 | | 5/14/2024 | <1.00 | <1.00 | <1.00 | <3.00 | 9.79 | 32.0 | <1.00 | <1.00 | <1.00 | <5.00 | NA | NA |
| MW-05 | | 4/15/2010 | **58** | 99 | 15 | 86 | 190 | <10 | <1.0 | <1.0 | <1.0 | <1.0 | NA | NA |
| MW-05 | | 1/14/2011 | **100** | 240 | 52 | 2,500 | 35 | 62 | <1.0 | <1.0 | <1.0 | <5.0 | NA | NA |
| MW-05 | | 7/13/2012 | **140** | <100 | <20 | <60 | 260 | <100 | <20 | <20 | <20 | <100 | NA | NA |
| MW-05 | Duplicate | 7/13/2012 | **120** | <100 | <20 | <60 | 220 | <100 | <20 | <20 | <20 | <100 | NA | NA |
| MW-05 | | 10/29/2012 | **32** | 25 | 7.6 | 7.8 | 12 | <10 | <2.0 | <2.0 | <2.0 | <10 | NA | NA |
| MW-05 | | 1/28/2013 | **52** | <250 | <50 | 750 | 7,600 | 3,700 | <50 | <50 | <50 | <250 | NA | NA |
| MW-05 | | 4/22/2013 | **410** | 400 | 14 | 1,600 | 13,000 | 12,000 | <5.0 | <5.0 | <5.0 | <25 | NA | NA |
| MW-05 | Duplicate | 4/22/2013 | **140** | 130 | 4.6 | <1,500 | 4,200 | 5,000 | <1.0 | <1.0 | <1.0 | <5.0 | NA | NA |
| MW-05 | | 7/11/2013 | **450** | **1,200** | <200 | 2,600 | 14,000 | 7,000 | <200 | <200 | <200 | <1,000 | NA | NA |
| MW-05 | | 10/9/2013 | <1.0 | <5.0 | <1.0 | <3.0 | 3.2 | 11 | <1.0 | <1.0 | <1.0 | <5.0 | NA | NA |
| MW-05 | Duplicate | 10/9/2013 | <1.0 | <5.0 | <1.0 | <3.0 | 2.1 | 7.7 | <1.0 | <1.0 | <1.0 | <5.0 | NA | NA |
| MW-05 | | 1/17/2014 | 4.7 | 23 | 8.8 | 30 | <1.0 | <5.0 | <1.0 | <1.0 | <1.0 | <5.0 | NA | NA |
| MW-05 | | 4/24/2014 | <1.0 | <5.0 | <1.0 | <3.0 | <1.0 | <5.0 | <1.0 | 1.7 | <1.0 | <5.0 | NA | NA |
| MW-05 | Duplicate | 4/24/2014 | <1.0 | <5.0 | <1.0 | <3.0 | <1.0 | <5.0 | <1.0 | <1.0 | <1.0 | <5.0 | NA | NA |
| MW-05 | | 7/16/2014 | <1.0 | <5.0 | <1.0 | <3.0 | <1.0 | <5.0 | <1.0 | <1.0 | <1.0 | <5.0 | NA | NA |
| MW-05 | | 10/3/2014 | <1.0 | <5.0 | <1.0 | <3.0 | <1.0 | <5.0 | <1.0 | <1.0 | <1.0 | <5.0 | NA | NA |
| MW-05 | | 1/20/2015 | <1.0 | <5.0 | <1.0 | <3.0 | <1.0 | <5.0 | <1.0 | <1.0 | <1.0 | <5.0 | NA | NA |
| MW-05 | | 4/21/2015 | <1.0 | <5.0 | <1.0 | <3.0 | <1.0 | <5.0 | <1.0 | <1.0 | <1.0 | <5.0 | NA | NA |
| MW-05 | | 1/8/2016 | <1.0 | <5.0 | <1.0 | <3.0 | <1.0 | <5.0 | <1.0 | <1.0 | <1.0 | <5.0 | NA | NA |

| Well ID | Quality Control Sample | Sample Date | Benzene (µg/L) | Toluene (µg/L) | Ethylbenzene (µg/L) | Xylenes, Total (µg/L) | MTBE (µg/L) | TBA (µg/L) | PCE (µg/L) | TCE (µg/L) | C12DCE (µg/L) | $CCl_2F_2$ (µg/L) | TPH (µg/L) | PAH (µg/L) |
|---|---|---|---|---|---|---|---|---|---|---|---|---|---|---|
| Arizona AWQS (µg/L) | | | 5 | 1,000 | 700 | 10,000 | N/A | N/A | 5 | 5 | 70 | N/A | N/A | N/A |
| MW-05 | | 4/8/2016 | <1.0 | <5.0 | <1.0 | <3.0 | <1.0 | <5.0 | <1.0 | <1.0 | <1.0 | <5.0 | NA | NA |
| MW-05 | Duplicate | 4/8/2016 | <1.0 | <5.0 | <1.0 | <3.0 | <1.0 | <5.0 | <1.0 | <1.0 | <1.0 | <5.0 | NA | NA |
| MW-05 | | 7/29/2016 | <1.0 | <5.0 | <1.0 | <3.0 | <1.0 | <5.0 | <1.0 | <1.0 | <1.0 | <5.0 | NA | NA |
| MW-05 | | 10/14/2016 | <1.0 | <5.0 | <1.0 | <3.0 | <1.0 | <5.0 | <1.0 | <1.0 | <1.0 | <5.0 | NA | NA |
| MW-05 | | 1/26/2017 | <1.0 | <1.0 | <1.0 | <3.0 | <1.0 | <5.0 | <1.0 | <1.0 | <1.0 | <5.0 | NA | NA |
| MW-05 | | 4/7/2017 | <1.0 | <1.0 | <1.0 | <3.0 | <1.0 | <5.0 | <1.0 | <1.0 | <1.0 | <5.0 | NA | NA |
| MW-05 | | 7/14/2017 | <1.0 | <1.0 | <1.0 | <3.0 | <1.0 | <5.0 | <1.0 | <1.0 | <1.0 | <5.0 | NA | NA |
| MW-05 | Duplicate | 7/14/2017 | <1.0 | <1.0 | <1.0 | <3.0 | <1.0 | <5.0 | <1.0 | <1.0 | <1.0 | <5.0 | NA | NA |
| MW-05 | | 11/3/2017 | <5.0 | <5.0 | <5.0 | <15 | 70.4 | 529 | <5.0 | <5.0 | <5.0 | <25 | NA | NA |
| MW-05 | | 2/2/2018 | <1.0 | <1.0 | <1.0 | <3.0 | <1.0 | <5.0 | <1.0 | <1.0 | <1.0 | <5.0 | NA | NA |
| MW-05 | | 4/13/2018 | <1.00 | <1.00 | <1.00 | <3.00 | <1.00 | <5.00 | <1.00 | <1.00 | <1.00 | <5.00 | NA | NA |
| MW-05 | | 8/1/2018 | <1.00 | <1.00 | <1.00 | <3.00 | <1.00 | <5.00 | <1.00 | <1.00 | <1.00 | <5.00 | NA | NA |
| MW-05 | Duplicate | 8/1/2018 | <1.00 | <1.00 | <1.00 | <3.00 | <1.00 | <5.00 | <1.00 | <1.00 | <1.00 | <5.00 | NA | NA |
| MW-05 | | 10/26/2018 | <1.00 | <1.00 | <1.00 | <3.00 | <1.00 | <5.00 | <1.00 | <1.00 | <1.00 | <5.00 | NA | NA |
| MW-05 | | 4/12/2019 | <1.00 | <1.00 | <1.00 | <3.00 | 4.50 | <5.00 | <1.00 | <1.00 | <1.00 | <5.00 | NA | NA |
| MW-05 | | 8/6/2019 | <1.00 | <1.00 | <1.00 | <3.00 | <1.00 | <5.00 | <1.00 | <1.00 | <1.00 | <5.00 | NA | NA |
| MW-05 | | 10/25/2019 | <1.00 | <1.00 | <1.00 | <3.00 | 25.9 | 15.1 | <1.00 | <1.00 | <1.00 | <5.00 | NA | NA |
| MW-05 | | 1/24/2020 | <1.00 | <1.00 | <1.00 | <3.00 | <1.00 | <5.00 | <1.00 | <1.00 | <1.00 | <5.00 | NA | NA |
| MW-05 | Duplicate | 1/24/2020 | <1.00 | <1.00 | <1.00 | <3.00 | <1.00 | <5.00 | <1.00 | <1.00 | <1.00 | <5.00 | NA | NA |
| MW-05 | | 4/10/2020 | <1.00 | <1.00 | <1.00 | <3.00 | 9.00 | <5.00 | <1.00 | <1.00 | <1.00 | <5.00 | NA | NA |
| MW-05 | Duplicate | 4/10/2020 | <1.00 | <1.00 | <1.00 | <3.00 | 9.71 | <5.00 | <1.00 | <1.00 | <1.00 | <5.00 | NA | NA |
| MW-05 | | 7/24/2020 | <1.00 | <1.00 | <1.00 | <3.00 | 2.00 | <5.00 | <1.00 | <1.00 | <1.00 | <5.00 | NA | NA |
| MW-05 | Duplicate | 7/24/2020 | <1.00 | <1.00 | <1.00 | <3.00 | 1.84 | <5.00 | <1.00 | <1.00 | <1.00 | <5.00 | NA | NA |
| MW-05 | | 11/5/2020 | <5.00 | <5.00 | <5.00 | <15.0 | 85.2 | 38.8 | <5.00 | <5.00 | <5.00 | <25.0 | NA | NA |
| MW-05 | Duplicate | 11/5/2020 | <1.00 | <1.00 | <1.00 | <3.00 | 51.0 | 38.9 | <1.00 | <1.00 | <1.00 | <5.00 | NA | NA |
| MW-05 | | 1/29/2021 | <1.00 | <1.00 | <1.00 | <3.00 | 4.13 | <5.00 | <1.00 | <1.00 | <1.00 | <5.00 | NA | NA |
| MW-05 | Duplicate | 1/29/2021 | <1.00 | <1.00 | <1.00 | <3.00 | 3.76 | <5.00 | <1.00 | <1.00 | <1.00 | <5.00 | NA | NA |
| MW-05 | | 4/16/2021 | <1.00 | <1.00 | <1.00 | <3.00 | <1.00 | <5.00 | <1.00 | <1.00 | <1.00 | <5.00 | NA | NA |
| MW-05 | Duplicate | 4/16/2021 | <1.00 | <1.00 | <1.00 | <3.00 | <1.00 | <5.00 | <1.00 | <1.00 | <1.00 | <5.00 | NA | NA |
| MW-05 | | 7/14/2021 | <1.00 | <1.00 | <1.00 | <3.00 | <1.00 | <5.00 | <1.00 | <1.00 | <1.00 | <5.00 | NA | NA |
| MW-05 | | 10/20/2021 | <1.00 | <1.00 | <1.00 | <3.00 | 5.15 | <5.00 | <1.00 | <1.00 | <1.00 | <5.00 | NA | NA |
| MW-05 | | 1/6/2022 | <1.00 | <1.00 | <1.00 | <3.00 | <1.00 | <5.00 | <1.00 | <1.00 | <1.00 | <5.00 | NA | NA |
| MW-05 | | 4/8/2022 | <1.00 | <1.00 | <1.00 | <3.00 | <1.00 | <5.00 | <1.00 | <1.00 | <1.00 | <5.00 | NA | NA |

| Well ID | Quality Control Sample | Sample Date | Benzene (µg/L) | Toluene (µg/L) | Ethylbenzene (µg/L) | Xylenes, Total (µg/L) | MTBE (µg/L) | TBA (µg/L) | PCE (µg/L) | TCE (µg/L) | C12DCE (µg/L) | $CCl_2F_2$ (µg/L) | TPH (µg/L) | PAH (µg/L) |
|---|---|---|---|---|---|---|---|---|---|---|---|---|---|---|
| Arizona AWQS (µg/L) | | | 5 | 1,000 | 700 | 10,000 | N/A | N/A | 5 | 5 | 70 | N/A | N/A | N/A |
| MW-05 | | 7/15/2022 | <1.00 | <1.00 | <1.00 | <3.00 | <1.00 | <5.00 | <1.00 | <1.00 | <1.00 | <5.00 | NA | NA |
| MW-05 | Duplicate | 7/15/2022 | <1.00 | <1.00 | <1.00 | <3.00 | <1.00 | <5.00 | <1.00 | <1.00 | <1.00 | <5.00 | NA | NA |
| MW-05 | | 11/21/2022 | <1.00 | <1.00 | <1.00 | <3.00 | <1.00 | <5.00 | <1.00 | <1.00 | <1.00 | <5.00 | NA | NA |
| MW-05 | | 1/18/2023 | <1.00 | <1.00 | <1.00 | <3.00 | <1.00 | <5.00 | <1.00 | <1.00 | <1.00 | <5.00 | NA | NA |
| MW-05 | | 4/11/2023 | <1.00 | <1.00 | <1.00 | <3.00 | <1.00 | <5.00 | <1.00 | <1.00 | <1.00 | <5.00 | NA | NA |
| MW-05 | | 8/3/2023 | <1.00 | <1.00 | <1.00 | <3.00 | <1.00 | <5.00 | <1.00 | <1.00 | <1.00 | <5.00 | NA | NA |
| MW-05 | | 10/18/2023 | <1.00 | <1.00 | <1.00 | <3.00 | <1.00 | <5.00 | <1.00 | <1.00 | <1.00 | <5.00 | NA | NA |
| MW-05 | | 2/29/2024 | <1.00 | <1.00 | <1.00 | <3.00 | <1.00 | 5.19 | <1.00 | <1.00 | <1.00 | <5.00 | NA | NA |
| MW-05 | | 5/14/2024 | <1.00 | <1.00 | <1.00 | <3.00 | <1.00 | <5.00 | <1.00 | <1.00 | <1.00 | <5.00 | NA | NA |
| MW-06 | | 10/17/2003 | ND | ND | ND | ND | 1.35 | NA | NA | NA | NA | NA | ND | NA |
| MW-06 | | 10/29/2003 | 3.2 | 4.2 | <0.5 | <1.5 | 88 | NA | NA | NA | NA | NA | ND | NA |
| MW-06 | | 4/15/2010 | **200** | 290 | 33 | 280 | 900 | <30 | <3.0 | <3.0 | <3.0 | <3.0 | NA | NA |
| MW-06 | Duplicate | 4/15/2010 | **220** | 330 | 38 | 330 | 1,000 | <30 | <3.0 | <3.0 | <3.0 | <3.0 | NA | NA |
| MW-06 | | 10/20/2010 | **360** | 200 | 40 | 140 | 2,900 | <500 | <10 | <10 | <10 | <50 | NA | NA |
| MW-06 | | 1/14/2011 | <5.0 | 53 | 22 | 130 | <5.0 | <250 | <5.0 | <5.0 | <5.0 | <25 | NA | NA |
| MW-06 | | 4/14/2011 | **29** | 5.5 | 2.6 | 4.6 | 240 | <50 | <1.0 | <1.0 | <1.0 | <5.0 | NA | NA |
| MW-06 | | 7/15/2011 | **43** | 5.2 | 2.7 | <3.0 | 770 | 72 | <1.0 | <1.0 | <1.0 | <5.0 | NA | NA |
| MW-06 | | 10/12/2011 | 2.6 | 35 | 15 | 81 | 760 | 83 | <1.0 | <1.0 | <1.0 | <5.0 | NA | NA |
| MW-06 | | 4/5/2012 | **46** | <5.0 | 4.0 | 15 | 460 | 100 | <1.0 | <1.0 | <1.0 | <5.0 | NA | NA |
| MW-06 | | 4/5/2012 | **46** | <5.0 | 4.0 | 15 | 460 | 100 | <1.0 | <1.0 | <1.0 | <5.0 | NA | NA |
| MW-06 | | 7/12/2012 | <1.0 | 7.3 | <1.0 | <3.0 | 170 | <50 | <1.0 | <1.0 | <1.0 | <5.0 | NA | NA |
| MW-06 | | 10/29/2012 | **65** | 33 | 10 | 9.4 | 390 | 190 | <2.0 | <2.0 | <2.0 | <10 | NA | NA |
| MW-06 | | 1/28/2013 | **6.7** | 6.8 | <1.0 | 64 | 140 | 140 | <1.0 | <1.0 | <1.0 | <5.0 | NA | NA |
| MW-06 | | 4/19/2013 | 1.2 | <5.0 | 2.6 | 6.1 | 2.6 | 27 | <1.0 | <1.0 | <1.0 | <5.0 | NA | NA |
| MW-06 | | 7/11/2013 | <1.0 | <5.0 | <1.0 | <3.0 | <1.0 | <5.0 | <1.0 | <1.0 | <1.0 | <5.0 | NA | NA |
| MW-06 | Duplicate | 7/11/2013 | <1.0 | <5.0 | <1.0 | <3.0 | <1.0 | <5.0 | <1.0 | <1.0 | <1.0 | <5.0 | NA | NA |
| MW-06 | | 10/9/2013 | <1.0 | <5.0 | <1.0 | <3.0 | <1.0 | <5.0 | <1.0 | <1.0 | <1.0 | <5.0 | NA | NA |
| MW-06 | | 1/20/2014 | <1.0 | <5.0 | <1.0 | <3.0 | 3.6 | <5.0 | <1.0 | <1.0 | <1.0 | <5.0 | NA | NA |
| MW-06 | | 4/24/2014 | <1.0 | <5.0 | <1.0 | <3.0 | <1.0 | <5.0 | <1.0 | <1.0 | <1.0 | <5.0 | NA | NA |
| MW-06 | | 7/18/2014 | <1.0 | <5.0 | <1.0 | <3.0 | <1.0 | <5.0 | <1.0 | <1.0 | <1.0 | <5.0 | NA | NA |
| MW-06 | | 10/7/2014 | <1.0 | <5.0 | <1.0 | <3.0 | <1.0 | 8.8 | <1.0 | <1.0 | <1.0 | <5.0 | NA | NA |
| MW-06 | | 1/22/2015 | <1.0 | <5.0 | <1.0 | <3.0 | 1.0 | 82 | <1.0 | <1.0 | <1.0 | <5.0 | NA | NA |
| MW-06 | | 4/21/2015 | <1.0 | <5.0 | <1.0 | <3.0 | <1.0 | <5.0 | <1.0 | <1.0 | <1.0 | <5.0 | NA | NA |

| Well ID | Quality Control Sample | Sample Date | Benzene (µg/L) | Toluene (µg/L) | Ethylbenzene (µg/L) | Xylenes, Total (µg/L) | MTBE (µg/L) | TBA (µg/L) | PCE (µg/L) | TCE (µg/L) | C12DCE (µg/L) | $CCl_2F_2$ (µg/L) | TPH (µg/L) | PAH (µg/L) |
|---|---|---|---|---|---|---|---|---|---|---|---|---|---|---|
| Arizona AWQS (µg/L) | | | 5 | 1,000 | 700 | 10,000 | N/A | N/A | 5 | 5 | 70 | N/A | N/A | N/A |
| MW-06 | | 1/6/2016 | <1.0 | <5.0 | <1.0 | <3.0 | <1.0 | <5.0 | <1.0 | <1.0 | <1.0 | <5.0 | NA | NA |
| MW-06 | | 4/6/2016 | <1.0 | <5.0 | <1.0 | <3.0 | <1.0 | <5.0 | <1.0 | <1.0 | <1.0 | <5.0 | NA | NA |
| MW-06 | | 7/29/2016 | <1.0 | <5.0 | <1.0 | <3.0 | <1.0 | <5.0 | <1.0 | <1.0 | <1.0 | <5.0 | NA | NA |
| MW-06 | | 10/14/2016 | <1.0 | <5.0 | <1.0 | <3.0 | <1.0 | 6.41 | <1.0 | <1.0 | <1.0 | <5.0 | NA | NA |
| MW-06 | Duplicate | 10/14/2016 | <1.0 | <5.0 | <1.0 | <3.0 | <1.0 | <5.0 | <1.0 | <1.0 | <1.0 | <5.0 | NA | NA |
| MW-06 | | 1/27/2017 | <1.0 | <1.0 | <1.0 | <3.0 | <1.0 | <5.0 | <1.0 | <1.0 | <1.0 | <5.0 | NA | NA |
| MW-06 | Duplicate | 1/27/2017 | <1.0 | <1.0 | <1.0 | <3.0 | <1.0 | <5.0 | <1.0 | <1.0 | <1.0 | <5.0 | NA | NA |
| MW-06 | | 4/6/2017 | <1.0 | <1.0 | <1.0 | <3.0 | <1.0 | <5.0 | <1.0 | <1.0 | <1.0 | <5.0 | NA | NA |
| MW-06 | | 7/13/2017 | <1.0 | <1.0 | <1.0 | <3.0 | <1.0 | <5.0 | <1.0 | <1.0 | <1.0 | <5.0 | NA | NA |
| MW-06 | | 11/2/2017 | <1.0 | <1.0 | <1.0 | <3.0 | <1.0 | <5.0 | <1.0 | <1.0 | <1.0 | <5.0 | NA | NA |
| MW-06 | | 2/1/2018 | <1.0 | <1.0 | <1.0 | <3.0 | <1.0 | <5.0 | <1.0 | <1.0 | <1.0 | <5.0 | NA | NA |
| MW-06 | | 4/12/2018 | <1.00 | <1.00 | <1.00 | <3.00 | <1.00 | <5.00 | <1.00 | <1.00 | <1.00 | <5.00 | NA | NA |
| MW-06 | | 8/1/2018 | <1.00 | <1.00 | <1.00 | <3.00 | <1.00 | <5.00 | <1.00 | <1.00 | <1.00 | <5.00 | NA | NA |
| MW-06 | | 10/25/2018 | <1.00 | <1.00 | <1.00 | <3.00 | <1.00 | <5.00 | <1.00 | <1.00 | <1.00 | <5.00 | NA | NA |
| MW-06 | | 4/11/2019 | <1.00 | <1.00 | <1.00 | <3.00 | <1.00 | <5.00 | <1.00 | <1.00 | <1.00 | <5.00 | NA | NA |
| MW-06 | | 8/6/2019 | <1.00 | <1.00 | <1.00 | <3.00 | <1.00 | <5.00 | <1.00 | <1.00 | <1.00 | <5.00 | NA | NA |
| MW-06 | | 10/25/2019 | <1.00 | <1.00 | <1.00 | <3.00 | <1.00 | <5.00 | <1.00 | <1.00 | <1.00 | <5.00 | NA | NA |
| MW-06 | | 1/24/2020 | <1.00 | <1.00 | <1.00 | <3.00 | <1.00 | <5.00 | <1.00 | <1.00 | <1.00 | <5.00 | NA | NA |
| MW-06 | | 4/10/2020 | <1.00 | <1.00 | <1.00 | <3.00 | <1.00 | <5.00 | <1.00 | <1.00 | <1.00 | <5.00 | NA | NA |
| MW-06 | | 7/23/2020 | <1.00 | <1.00 | <1.00 | <3.00 | <1.00 | <5.00 | <1.00 | <1.00 | <1.00 | <5.00 | NA | NA |
| MW-06 | | 11/5/2020 | <1.00 | <1.00 | <1.00 | <3.00 | <1.00 | <5.00 | <1.00 | <1.00 | <1.00 | <5.00 | NA | NA |
| MW-06 | | 1/29/2021 | <1.00 | <1.00 | <1.00 | <3.00 | <1.00 | <5.00 | <1.00 | <1.00 | <1.00 | <5.00 | NA | NA |
| MW-06 | | 4/16/2021 | <1.00 | <1.00 | <1.00 | <3.00 | <1.00 | <5.00 | <1.00 | <1.00 | <1.00 | <5.00 | NA | NA |
| MW-06 | | 7/14/2021 | <1.00 | <1.00 | <1.00 | <3.00 | <1.00 | <5.00 | <1.00 | <1.00 | <1.00 | <5.00 | NA | NA |
| MW-06 | | 10/29/2021 | <1.00 | <1.00 | <1.00 | <3.00 | <1.00 | <5.00 | <1.00 | <1.00 | <1.00 | <5.00 | NA | NA |
| MW-06 | | 1/6/2022 | <1.00 | <1.00 | <1.00 | <3.00 | <1.00 | <5.00 | <1.00 | <1.00 | <1.00 | <5.00 | NA | NA |
| MW-06 | | 4/8/2022 | <1.00 | <1.00 | <1.00 | <3.00 | <1.00 | <5.00 | <1.00 | <1.00 | <1.00 | <5.00 | NA | NA |
| MW-06 | Duplicate | 4/8/2022 | <1.00 | <1.00 | <1.00 | <3.00 | <1.00 | <5.00 | <1.00 | <1.00 | <1.00 | <5.00 | NA | NA |
| MW-06 | | 7/21/2022 | <1.00 | <1.00 | <1.00 | <3.00 | <1.00 | <5.00 | <1.00 | <1.00 | <1.00 | <5.00 | NA | NA |
| MW-06 | | 11/22/2022 | <1.00 | <1.00 | <1.00 | <3.00 | <1.00 | <5.00 | <1.00 | <1.00 | <1.00 | <5.00 | NA | NA |
| MW-06 | | 1/19/2023 | <1.00 | <1.00 | <1.00 | <3.00 | <1.00 | <5.00 | <1.00 | <1.00 | <1.00 | <5.00 | NA | NA |
| MW-06 | | 4/13/2023 | <1.00 | <1.00 | <1.00 | <3.00 | <1.00 | <5.00 | <1.00 | <1.00 | <1.00 | <5.00 | NA | NA |
| MW-06 | | 8/9/2023 | <1.00 | <1.00 | <1.00 | <3.00 | <1.00 | <5.00 | <1.00 | <1.00 | <1.00 | <5.00 | NA | NA |

| Well ID | Quality Control Sample | Sample Date | Benzene (µg/L) | Toluene (µg/L) | Ethylbenzene (µg/L) | Xylenes, Total (µg/L) | MTBE (µg/L) | TBA (µg/L) | PCE (µg/L) | TCE (µg/L) | C12DCE (µg/L) | $CCl_2F_2$ (µg/L) | TPH (µg/L) | PAH (µg/L) |
|---|---|---|---|---|---|---|---|---|---|---|---|---|---|---|
| Arizona AWQS (µg/L) | | | 5 | 1,000 | 700 | 10,000 | N/A | N/A | 5 | 5 | 70 | N/A | N/A | N/A |
| MW-06 | | 10/20/2023 | <1.00 | <1.00 | <1.00 | <3.00 | <1.00 | <5.00 | <1.00 | <1.00 | <1.00 | <5.00 | NA | NA |
| MW-06 | | 3/6/2024 | <1.00 | <1.00 | <1.00 | <3.00 | <1.00 | <5.00 | <1.00 | <1.00 | <1.00 | <5.00 | NA | NA |
| MW-06 | | 5/15/2024 | <1.00 | <1.00 | <1.00 | <3.00 | <1.00 | <5.00 | <1.00 | <1.00 | <1.00 | <5.00 | NA | NA |
| MW-07 | | 10/27/2003 | ND | 2.0 | 0.5 | 2.5 | 2.0 | NA | NA | NA | NA | NA | ND | NA |
| MW-07 | | 11/6/2003 | <0.5 | <0.5 | <0.5 | <1.5 | <0.5 | NA | <0.5 | <0.5 | NA | NA | <13 | NA |
| MW-07 | | 12/22/2003 | <0.5 | <0.5 | <0.5 | <1.5 | <0.5 | NA | <0.5 | <0.5 | NA | NA | <13 | NA |
| MW-07 | | 1/29/2004 | ND | 4.8 | 1.8 | 9.5 | ND | NA | ND | ND | NA | NA | NA | NA |
| MW-07 | | 2/24/2004 | ND | 0.7 | ND | 1.6 | ND | NA | 0.6 | ND | NA | NA | NA | NA |
| MW-07 | | 3/30/2004 | <1.0 | <1.0 | <1.0 | <2.0 | <1.0 | NA | <1.0 | <1.0 | NA | NA | NA | NA |
| MW-07 | | 4/26/2004 | <1.0 | <1.0 | <1.0 | <2.0 | <1.0 | NA | <1.0 | <1.0 | NA | NA | NA | NA |
| MW-07 | | 5/24/2004 | <1.0 | <1.0 | <1.0 | <2.0 | <1.0 | NA | <1.0 | <1.0 | <1.0 | <1.0 | NA | NA |
| MW-07 | | 6/30/2004 | <1.0 | 11 | <1.0 | <2.0 | <1.0 | NA | <1.0 | <1.0 | <1.0 | <1.0 | NA | NA |
| MW-07 | | 7/29/2004 | <1.0 | 2.1 | <1.0 | <2.0 | <1.0 | NA | <1.0 | <1.0 | <1.0 | <1.0 | NA | NA |
| MW-07 | | 8/25/2004 | <1.0 | <1.0 | <1.0 | <2.0 | <1.0 | NA | <1.0 | <1.0 | <1.0 | <1.0 | NA | NA |
| MW-07 | | 9/28/2004 | **8.3** | 5.9 | <1.0 | <2.0 | <1.0 | NA | <1.0 | <1.0 | <1.0 | <1.0 | NA | NA |
| MW-07 | | 10/26/2004 | <1.0 | <1.0 | <1.0 | <2.0 | <1.0 | NA | <1.0 | <1.0 | <1.0 | <1.0 | NA | NA |
| MW-07 | | 11/30/2004 | <1.0 | <1.0 | <1.0 | <2.0 | <1.0 | NA | <1.0 | <1.0 | <1.0 | <1.0 | NA | NA |
| MW-07 | | 12/29/2004 | <1.0 | <1.0 | <1.0 | <2.0 | <1.0 | NA | <1.0 | <1.0 | <1.0 | <1.0 | NA | NA |
| MW-07 | | 2/1/2005 | <1.0 | <1.0 | <1.0 | <2.0 | <1.0 | NA | <1.0 | <1.0 | <1.0 | <1.0 | NA | NA |
| MW-07 | | 2/23/2005 | <1.0 | <1.0 | <1.0 | <2.0 | <1.0 | NA | <1.0 | <1.0 | <1.0 | <1.0 | NA | NA |
| MW-07 | Duplicate | 2/23/2005 | <1.0 | <1.0 | <1.0 | <2.0 | <1.0 | NA | <1.0 | <1.0 | <1.0 | <1.0 | NA | NA |
| MW-07 | | 3/30/2005 | <1.0 | <1.0 | <1.0 | <2.0 | <1.0 | NA | <1.0 | <1.0 | <1.0 | <1.0 | <1.0 | <1.0 |
| MW-07 | | 4/25/2005 | <1.0 | <1.0 | <1.0 | <2.0 | <1.0 | NA | <1.0 | <1.0 | <1.0 | <1.0 | <2.0 | NA |
| MW-07 | | 5/23/2005 | <1.0 | <1.0 | <1.0 | <2.0 | <1.0 | NA | <1.0 | <1.0 | <1.0 | <1.0 | NA | NA |
| MW-07 | | 6/27/2005 | 1.6 | <1.0 | <1.0 | <2.0 | <1.0 | NA | <1.0 | <1.0 | <1.0 | <1.0 | NA | NA |
| MW-07 | | 7/25/2005 | 2.8 | <1.0 | <1.0 | <1.0 | <1.0 | NA | <1.0 | <1.0 | <1.0 | <1.0 | <2.0 | NA |
| MW-07 | | 8/30/2005 | 1.7 | <1.0 | <1.0 | <1.0 | <1.0 | NA | <1.0 | <1.0 | <1.0 | <1.0 | NA | NA |
| MW-07 | | 9/27/2005 | 1.3 | <1.0 | <1.0 | <1.0 | <1.0 | NA | <1.0 | <1.0 | <1.0 | <1.0 | NA | NA |
| MW-07 | | 10/24/2005 | <1.0 | <1.0 | <1.0 | <1.0 | <1.0 | NA | <1.0 | <1.0 | <1.0 | <1.0 | <2.0 | NA |
| MW-07 | | 11/22/2005 | 2.4 | 1.1 | <1.0 | <1.0 | <1.0 | NA | <1.0 | <1.0 | <1.0 | <1.0 | NA | NA |
| MW-07 | Duplicate | 11/22/2005 | 2.3 | 1.0 | <1.0 | <1.0 | <1.0 | NA | <1.0 | <1.0 | <1.0 | <1.0 | NA | NA |
| MW-07 | | 12/28/2005 | **7.6** | 3.8 | <1.0 | <1.0 | <1.0 | NA | <1.0 | <1.0 | <1.0 | <1.0 | NA | NA |
| MW-07 | | 1/24/2006 | **8.0** | 4.5 | <1.0 | <2.0 | <1.0 | NA | <1.0 | <1.0 | <1.0 | <1.0 | <2.0 | NA |

ARCADIS

| Well ID | Quality Control Sample | Sample Date | Benzene (µg/L) | Toluene (µg/L) | Ethylbenzene (µg/L) | Xylenes, Total (µg/L) | MTBE (µg/L) | TBA (µg/L) | PCE (µg/L) | TCE (µg/L) | C12DCE (µg/L) | $CCl_2F_2$ (µg/L) | TPH (µg/L) | PAH (µg/L) |
|---|---|---|---|---|---|---|---|---|---|---|---|---|---|---|
| Arizona AWQS (µg/L) | | | 5 | 1,000 | 700 | 10,000 | N/A | N/A | 5 | 5 | 70 | N/A | N/A | N/A |
| MW-07 | | 2/21/2006 | **5.0** | 2.7 | <1.0 | <1.0 | <1.0 | NA | <1.0 | <1.0 | <1.0 | <1.0 | NA | NA |
| MW-07 | | 3/29/2006 | 3.0 | 1.5 | <1.0 | <1.0 | <1.0 | NA | <1.0 | <1.0 | <1.0 | <1.0 | NA | NA |
| MW-07 | | 4/27/2006 | 3.7 | 2.0 | <1.0 | <2.0 | <1.0 | NA | <1.0 | <1.0 | <1.0 | <1.0 | <2.0 | NA |
| MW-07 | Duplicate | 4/27/2006 | 3.7 | 1.9 | <1.0 | <2.0 | <1.0 | NA | <1.0 | <1.0 | <1.0 | <1.0 | <2.0 | NA |
| MW-07 | | 5/24/2006 | **12** | 4.7 | <1.0 | <1.0 | <1.0 | NA | <1.0 | <1.0 | <1.0 | <1.0 | NA | NA |
| MW-07 | | 6/28/2006 | 4.6 | 2.3 | <1.0 | <2.0 | <1.0 | NA | <1.0 | <1.0 | <1.0 | <1.0 | NA | NA |
| MW-07 | | 8/2/2006 | 2.6 | 1.1 | <1.0 | <2.0 | <1.0 | NA | <1.0 | <1.0 | <1.0 | <1.0 | <2.0 | NA |
| MW-07 | | 8/30/2006 | 4.3 | 1.0 | <1.0 | <1.0 | <1.0 | NA | <1.0 | <1.0 | <1.0 | <1.0 | NA | NA |
| MW-07 | | 9/27/2006 | 2.6 | <1.0 | <1.0 | <2.0 | <1.0 | NA | <1.0 | <1.0 | <1.0 | <1.0 | NA | NA |
| MW-07 | | 10/25/2006 | 4.7 | 1.2 | <1.0 | <2.0 | <1.0 | NA | <1.0 | <1.0 | <1.0 | <1.0 | <2.0 | NA |
| MW-07 | | 11/21/2006 | 4.4 | 1.2 | <1.0 | <1.0 | <1.0 | NA | <1.0 | <1.0 | <1.0 | <1.0 | NA | NA |
| MW-07 | | 12/28/2006 | **8.5** | 2.2 | <1.0 | <2.0 | <1.0 | NA | <1.0 | <1.0 | <1.0 | <1.0 | NA | NA |
| MW-07 | | 1/31/2007 | 2.9 | <1.0 | <1.0 | <2.0 | <1.0 | NA | <1.0 | <1.0 | <1.0 | <1.0 | <2.0 | NA |
| MW-07 | | 4/26/2007 | **12** | 1.4 | <1.0 | <2.0 | <1.0 | NA | <1.0 | <1.0 | <1.0 | <1.0 | NA | NA |
| MW-07 | | 7/25/2007 | 1.6 | <1.0 | <1.0 | <2.0 | <1.0 | NA | <1.0 | <1.0 | <1.0 | <1.0 | NA | NA |
| MW-07 | | 10/23/2007 | **22** | 1.9 | <1.0 | <2.0 | <1.0 | NA | <1.0 | <1.0 | <1.0 | <1.0 | NA | NA |
| MW-07 | | 1/29/2008 | **21** | 11 | <0.5 | 4.7 | <0.5 | NA | <0.5 | <0.5 | <0.5 | <0.5 | <0.5 | NA |
| MW-07 | | 4/23/2008 | **5.4** | 0.9 | <0.5 | <1.5 | <0.5 | NA | <0.5 | <0.5 | <0.5 | <0.5 | NA | NA |
| MW-07 | | 7/30/2008 | 3.4 | <0.5 | <0.5 | <1.5 | <0.5 | NA | <0.5 | <0.5 | <0.5 | <0.5 | NA | NA |
| MW-07 | | 10/14/2008 | 1.2 | <1.0 | <1.0 | <1.0 | <1.0 | NA | <1.0 | <1.0 | <1.0 | <1.0 | NA | NA |
| MW-07 | | 1/28/2009 | **72** | 1.6 | <1.0 | 1.3 | 16 | NA | <1.0 | <1.0 | <1.0 | <1.0 | NA | NA |
| MW-07 | | 4/29/2009 | **40** | <1.0 | <1.0 | <2.0 | 9.8 | NA | <1.0 | <1.0 | <1.0 | <1.0 | NA | NA |
| MW-07 | | 7/22/2009 | <1.0 | <1.0 | <1.0 | <2.0 | <1.0 | NA | <1.0 | <1.0 | <1.0 | <1.0 | NA | NA |
| MW-07 | | 10/7/2009 | <1.0 | <1.0 | <1.0 | <1.0 | <1.0 | NA | <1.0 | <1.0 | <1.0 | <1.0 | NA | NA |
| MW-07 | | 1/19/2010 | <1.0 | <1.0 | <1.0 | <1.0 | <1.0 | NA | <1.0 | <1.0 | <1.0 | <1.0 | NA | NA |
| MW-07 | | 4/13/2010 | <1.0 | <1.0 | <1.0 | <1.0 | <1.0 | <10 | <1.0 | <1.0 | <1.0 | <1.0 | NA | NA |
| MW-07 | | 7/12/2010 | <1.0 | <5.0 | <1.0 | <3.0 | <1.0 | <50 | <1.0 | <1.0 | <1.0 | <5.0 | NA | NA |
| MW-07 | | 10/18/2010 | <1.0 | <5.0 | <1.0 | <3.0 | <1.0 | <50 | <1.0 | <1.0 | <1.0 | <5.0 | NA | NA |
| MW-07 | | 1/11/2011 | <1.0 | <5.0 | <1.0 | <3.0 | <1.0 | <50 | <1.0 | <1.0 | <1.0 | <5.0 | NA | NA |
| MW-07 | Duplicate | 1/11/2011 | <1.0 | <5.0 | <1.0 | <3.0 | <1.0 | <50 | <1.0 | <1.0 | <1.0 | <5.0 | NA | NA |
| MW-07 | | 4/12/2011 | <1.0 | <5.0 | <1.0 | <3.0 | <1.0 | <50 | <1.0 | <1.0 | <1.0 | <5.0 | NA | NA |
| MW-07 | | 7/12/2011 | <1.0 | <5.0 | <1.0 | <3.0 | <1.0 | <50 | <1.0 | <1.0 | <1.0 | <5.0 | NA | NA |
| MW-07 | | 10/10/2011 | <1.0 | <5.0 | <1.0 | <3.0 | <1.0 | <50 | <1.0 | <1.0 | <1.0 | <5.0 | NA | NA |

| Well ID | Quality Control Sample | Sample Date | Benzene (µg/L) | Toluene (µg/L) | Ethylbenzene (µg/L) | Xylenes, Total (µg/L) | MTBE (µg/L) | TBA (µg/L) | PCE (µg/L) | TCE (µg/L) | C12DCE (µg/L) | $CCl_2F_2$ (µg/L) | TPH (µg/L) | PAH (µg/L) |
|---|---|---|---|---|---|---|---|---|---|---|---|---|---|---|
| Arizona AWQS (µg/L) | | | 5 | 1,000 | 700 | 10,000 | N/A | N/A | 5 | 5 | 70 | N/A | N/A | N/A |
| MW-07 | | 1/17/2012 | <1.0 | <5.0 | <1.0 | <3.0 | <1.0 | <5.0 | <1.0 | <1.0 | <1.0 | <5.0 | NA | NA |
| MW-07 | | 4/3/2012 | <1.0 | <5.0 | <1.0 | <3.0 | <1.0 | <5.0 | <1.0 | <1.0 | <1.0 | <5.0 | NA | NA |
| MW-07 | | 4/3/2012 | <1.0 | <5.0 | <1.0 | <3.0 | <1.0 | <5.0 | <1.0 | <1.0 | <1.0 | <5.0 | NA | NA |
| MW-07 | | 7/10/2012 | <1.0 | 11 | <1.0 | <3.0 | <1.0 | <5.0 | <1.0 | <1.0 | <1.0 | <5.0 | NA | NA |
| MW-07 | | 10/23/2012 | <1.0 | <5.0 | <1.0 | <3.0 | <1.0 | <5.0 | <1.0 | <1.0 | <1.0 | <5.0 | NA | NA |
| MW-07 | | 1/22/2013 | <1.0 | <5.0 | <1.0 | <3.0 | <1.0 | <5.0 | <1.0 | <1.0 | <1.0 | <5.0 | NA | NA |
| MW-07 | | 4/16/2013 | <1.0 | <5.0 | <1.0 | <3.0 | <1.0 | <5.0 | <1.0 | <1.0 | <1.0 | <5.0 | NA | NA |
| MW-07 | | 7/8/2013 | <1.0 | <5.0 | <1.0 | <3.0 | <1.0 | <5.0 | <1.0 | <1.0 | <1.0 | <5.0 | NA | NA |
| MW-07 | | 10/7/2013 | <1.0 | <5.0 | <1.0 | <3.0 | <1.0 | <5.0 | <1.0 | <1.0 | <1.0 | <5.0 | NA | NA |
| MW-07 | | 1/14/2014 | <1.0 | <5.0 | <1.0 | <3.0 | <1.0 | <5.0 | <1.0 | <1.0 | <1.0 | <5.0 | NA | NA |
| MW-07 | | 4/22/2014 | <1.0 | <5.0 | <1.0 | <3.0 | <1.0 | <5.0 | <1.0 | <1.0 | <1.0 | <5.0 | NA | NA |
| MW-07 | | 7/15/2014 | <1.0 | <5.0 | <1.0 | <3.0 | <1.0 | <5.0 | <1.0 | <1.0 | <1.0 | <5.0 | NA | NA |
| MW-08 | | 1/28/2009 | **78** | 39 | 11 | 203 | 660 | NA | <1.0 | <1.0 | <1.0 | <1.0 | NA | NA |
| MW-08 | | 4/29/2009 | **20** | 4.9 | <1.0 | 12.4 | 68 | NA | <1.0 | <1.0 | <1.0 | <1.0 | NA | NA |
| MW-08 | | 7/22/2009 | **7.8** | <1.0 | <1.0 | 11.1 | 33 | NA | <1.0 | <1.0 | <1.0 | <1.0 | NA | NA |
| MW-08 | | 1/19/2012 | <1.0 | <5.0 | <1.0 | <3.0 | 3.2 | <5.0 | <1.0 | <1.0 | <1.0 | <5.0 | NA | NA |
| MW-08 | | 4/4/2012 | <1.0 | <5.0 | <1.0 | <3.0 | <1.0 | <5.0 | <1.0 | <1.0 | <1.0 | <5.0 | NA | NA |
| MW-08 | | 4/4/2012 | <1.0 | <5.0 | <1.0 | <3.0 | <1.0 | <5.0 | <1.0 | <1.0 | <1.0 | <5.0 | NA | NA |
| MW-08 | | 7/10/2012 | <1.0 | 8.8 | <1.0 | <3.0 | <1.0 | <5.0 | <1.0 | <1.0 | <1.0 | <5.0 | NA | NA |
| MW-08 | | 10/24/2012 | <1.0 | <5.0 | <1.0 | <3.0 | 46 | <5.0 | <1.0 | <1.0 | <1.0 | <5.0 | NA | NA |
| MW-08 | Duplicate | 10/24/2012 | <1.0 | <5.0 | <1.0 | <3.0 | 43 | <5.0 | <1.0 | <1.0 | <1.0 | <5.0 | NA | NA |
| MW-08 | | 1/23/2013 | <1.0 | <5.0 | <1.0 | <3.0 | <1.0 | <5.0 | <1.0 | <1.0 | <1.0 | <5.0 | NA | NA |
| MW-08 | | 4/17/2013 | <1.0 | 12 | 8.7 | 29 | <1.0 | <5.0 | <1.0 | <1.0 | <1.0 | <5.0 | NA | NA |
| MW-08 | | 7/9/2013 | <1.0 | <5.0 | <1.0 | <3.0 | <1.0 | <5.0 | <1.0 | <1.0 | <1.0 | <5.0 | NA | NA |
| MW-08 | | 10/8/2013 | <1.0 | <5.0 | <1.0 | <3.0 | <1.0 | <5.0 | <1.0 | <1.0 | <1.0 | <5.0 | NA | NA |
| MW-08 | | 1/16/2014 | <1.0 | <5.0 | <1.0 | <3.0 | <1.0 | <5.0 | <1.0 | <1.0 | <1.0 | <5.0 | NA | NA |
| MW-08 | Duplicate | 1/16/2014 | <1.0 | <5.0 | <1.0 | <3.0 | <1.0 | <5.0 | <1.0 | <1.0 | <1.0 | <5.0 | NA | NA |
| MW-08 | | 4/22/2014 | <1.0 | <5.0 | <1.0 | <3.0 | <1.0 | <5.0 | <1.0 | <1.0 | <1.0 | <5.0 | NA | NA |
| MW-08 | | 7/16/2014 | <1.0 | <5.0 | <1.0 | <3.0 | <1.0 | <5.0 | <1.0 | <1.0 | <1.0 | <5.0 | NA | NA |
| MW-09 | | 4/24/2008 | **27** | 46 | 6.0 | 43 | 320 | NA | <0.5 | <0.5 | <0.5 | <0.5 | NA | NA |
| MW-09 | | 1/28/2009 | **300** | 580 | 53 | 390 | 1,800 | NA | <5.0 | <5.0 | <5.0 | <5.0 | NA | NA |
| MW-09 | Duplicate | 1/28/2009 | **290** | 570 | 53 | 390 | 1,700 | NA | <5.0 | <5.0 | <5.0 | <5.0 | NA | NA |
| MW-09 | | 4/15/2010 | **29** | 150 | 36 | 189 | 290 | <20 | <2.0 | <2.0 | <2.0 | <2.0 | NA | NA |

| Well ID | Quality Control Sample | Sample Date | Benzene (µg/L) | Toluene (µg/L) | Ethylbenzene (µg/L) | Xylenes, Total (µg/L) | MTBE (µg/L) | TBA (µg/L) | PCE (µg/L) | TCE (µg/L) | C12DCE (µg/L) | $CCl_2F_2$ (µg/L) | TPH (µg/L) | PAH (µg/L) |
|---|---|---|---|---|---|---|---|---|---|---|---|---|---|---|
| Arizona AWQS (µg/L) | | | 5 | 1,000 | 700 | 10,000 | N/A | N/A | 5 | 5 | 70 | N/A | N/A | N/A |
| MW-09 | | 4/13/2011 | **27** | <5.0 | <1.0 | <3.0 | 120 | <50 | <1.0 | <1.0 | <1.0 | <5.0 | NA | NA |
| MW-09 | | 7/14/2011 | <1.0 | <5.0 | <1.0 | <3.0 | <1.0 | <50 | <1.0 | <1.0 | <1.0 | <5.0 | NA | NA |
| MW-09 | | 10/12/2011 | <1.0 | <5.0 | <1.0 | <3.0 | <1.0 | <50 | <1.0 | <1.0 | <1.0 | <5.0 | NA | NA |
| MW-09 | | 1/17/2012 | **6.8** | <5.0 | <1.0 | <3.0 | 250 | 5.0 | <1.0 | <1.0 | <1.0 | <5.0 | NA | NA |
| MW-09 | | 4/4/2012 | <1.0 | <5.0 | <1.0 | <3.0 | 1.6 | <5.0 | <1.0 | <1.0 | <1.0 | <5.0 | NA | NA |
| MW-09 | | 4/4/2012 | <1.0 | <5.0 | <1.0 | <3.0 | 1.6 | <5.0 | <1.0 | <1.0 | <1.0 | <5.0 | NA | NA |
| MW-09 | | 7/11/2012 | <1.0 | 7.6 | <1.0 | <3.0 | <1.0 | <5.0 | <1.0 | <1.0 | <1.0 | <5.0 | NA | NA |
| MW-09 | | 10/25/2012 | <1.0 | <5.0 | <1.0 | <3.0 | 2.1 | <5.0 | <1.0 | <1.0 | <1.0 | <5.0 | NA | NA |
| MW-09 | | 1/24/2013 | <1.0 | <5.0 | <1.0 | <3.0 | 24 | <5.0 | <1.0 | <1.0 | <1.0 | <5.0 | NA | NA |
| MW-09 | | 4/18/2013 | <1.0 | <5.0 | <1.0 | <3.0 | <1.0 | <5.0 | <1.0 | <1.0 | <1.0 | <5.0 | NA | NA |
| MW-09 | | 7/10/2013 | <1.0 | <5.0 | <1.0 | <3.0 | <1.0 | <5.0 | <1.0 | <1.0 | <1.0 | <5.0 | NA | NA |
| MW-09 | | 10/8/2013 | <1.0 | <5.0 | <1.0 | <3.0 | <1.0 | <5.0 | <1.0 | <1.0 | <1.0 | <5.0 | NA | NA |
| MW-09 | | 1/14/2014 | <1.0 | <5.0 | <1.0 | <3.0 | <1.0 | <5.0 | <1.0 | <1.0 | <1.0 | <5.0 | NA | NA |
| MW-09 | | 4/22/2014 | <1.0 | <5.0 | <1.0 | <3.0 | <1.0 | <5.0 | <1.0 | <1.0 | <1.0 | <5.0 | NA | NA |
| MW-09 | | 7/15/2014 | <1.0 | <5.0 | <1.0 | <3.0 | <1.0 | <5.0 | <1.0 | <1.0 | <1.0 | <5.0 | NA | NA |
| MW-09 | Duplicate | 7/15/2014 | <1.0 | <5.0 | <1.0 | <3.0 | <1.0 | <5.0 | <1.0 | <1.0 | <1.0 | <5.0 | NA | NA |
| MW-10 | | 1/19/2012 | <1.0 | <5.0 | <1.0 | <3.0 | <1.0 | <5.0 | <1.0 | <1.0 | <1.0 | <5.0 | NA | NA |
| MW-10 | | 4/3/2012 | <1.0 | <5.0 | <1.0 | <3.0 | <1.0 | <5.0 | <1.0 | <1.0 | <1.0 | <5.0 | NA | NA |
| MW-10 | | 4/3/2012 | <1.0 | <5.0 | <1.0 | <3.0 | <1.0 | <5.0 | <1.0 | <1.0 | <1.0 | <5.0 | NA | NA |
| MW-10 | | 7/10/2012 | <1.0 | 16 | 8.7 | 15 | <1.0 | <5.0 | <1.0 | <1.0 | <1.0 | <5.0 | NA | NA |
| MW-10 | | 10/24/2012 | <1.0 | <5.0 | <1.0 | <3.0 | 2.5 | <5.0 | <1.0 | <1.0 | <1.0 | <5.0 | NA | NA |
| MW-10 | | 1/23/2013 | <1.0 | <5.0 | <1.0 | <3.0 | <1.0 | <5.0 | <1.0 | <1.0 | <1.0 | <5.0 | NA | NA |
| MW-10 | | 4/17/2013 | <1.0 | 14 | 10 | 33 | <1.0 | <5.0 | <1.0 | <1.0 | <1.0 | <5.0 | NA | NA |
| MW-10 | | 7/10/2013 | <1.0 | <5.0 | <1.0 | <3.0 | <1.0 | <5.0 | <1.0 | <1.0 | <1.0 | <5.0 | NA | NA |
| MW-10 | | 10/8/2013 | <1.0 | <5.0 | <1.0 | <3.0 | <1.0 | <5.0 | <1.0 | <1.0 | <1.0 | <5.0 | NA | NA |
| MW-10 | | 1/14/2014 | <1.0 | <5.0 | <1.0 | <3.0 | <1.0 | <5.0 | <1.0 | <1.0 | <1.0 | <5.0 | NA | NA |
| MW-10 | | 4/22/2014 | <1.0 | <5.0 | <1.0 | <3.0 | <1.0 | <5.0 | <1.0 | <1.0 | <1.0 | <5.0 | NA | NA |
| MW-10 | | 7/16/2014 | <1.0 | <5.0 | <1.0 | <3.0 | <1.0 | <5.0 | <1.0 | <1.0 | <1.0 | <5.0 | NA | NA |
| MW-11 | | 11/14/2003 | <0.5 | <0.5 | <0.5 | <1.5 | <0.5 | NA | <0.5 | <0.5 | NA | NA | NA | ND |
| MW-11 | | 12/22/2003 | <0.5 | <0.5 | <0.5 | <1.5 | <0.5 | NA | <0.5 | <0.5 | NA | NA | NA | NA |
| MW-11 | | 1/28/2004 | 0.6 | 8.4 | 3.1 | 16.4 | ND | NA | ND | ND | NA | NA | NA | NA |
| MW-11 | | 2/23/2004 | ND | 0.7 | ND | 0.6 | ND | NA | ND | ND | NA | NA | NA | NA |
| MW-11 | Duplicate | 2/23/2004 | ND | ND | ND | ND | ND | NA | ND | ND | NA | NA | NA | NA |

ARCADIS

| Well ID | Quality Control Sample | Sample Date | Benzene (µg/L) | Toluene (µg/L) | Ethylbenzene (µg/L) | Xylenes, Total (µg/L) | MTBE (µg/L) | TBA (µg/L) | PCE (µg/L) | TCE (µg/L) | C12DCE (µg/L) | $CCl_2F_2$ (µg/L) | TPH (µg/L) | PAH (µg/L) |
|---|---|---|---|---|---|---|---|---|---|---|---|---|---|---|
| Arizona AWQS (µg/L) | | | 5 | 1,000 | 700 | 10,000 | N/A | N/A | 5 | 5 | 70 | N/A | N/A | N/A |
| MW-11 | | 3/30/2004 | <1.0 | <1.0 | <1.0 | <2.0 | <1.0 | NA | <1.0 | <1.0 | NA | NA | NA | NA |
| MW-11 | | 4/26/2004 | <1.0 | <1.0 | <1.0 | <2.0 | <1.0 | NA | <1.0 | <1.0 | NA | NA | NA | NA |
| MW-11 | | 5/24/2004 | <1.0 | <1.0 | <1.0 | <2.0 | <1.0 | NA | <1.0 | <1.0 | <1.0 | <1.0 | NA | NA |
| MW-11 | | 6/30/2004 | <1.0 | 6.1 | <1.0 | <2.0 | <1.0 | NA | <1.0 | <1.0 | <1.0 | <1.0 | NA | NA |
| MW-11 | | 7/29/2004 | <1.0 | 3.2 | <1.0 | <2.0 | <1.0 | NA | <1.0 | <1.0 | <1.0 | <1.0 | NA | NA |
| MW-11 | | 8/24/2004 | <1.0 | <1.0 | <1.0 | <2.0 | <1.0 | NA | <1.0 | <1.0 | <1.0 | <1.0 | NA | NA |
| MW-11 | | 9/27/2004 | <1.0 | <1.0 | <1.0 | <2.0 | <1.0 | NA | <1.0 | <1.0 | <1.0 | <1.0 | NA | NA |
| MW-11 | | 10/25/2004 | <1.0 | <1.0 | <1.0 | <2.0 | <1.0 | NA | <1.0 | <1.0 | <1.0 | <1.0 | NA | NA |
| MW-11 | | 11/29/2004 | <1.0 | <1.0 | <1.0 | <2.0 | <1.0 | NA | <1.0 | <1.0 | <1.0 | <1.0 | NA | NA |
| MW-11 | | 12/28/2004 | <1.0 | <1.0 | <1.0 | <2.0 | <1.0 | NA | <1.0 | <1.0 | <1.0 | <1.0 | NA | NA |
| MW-11 | | 2/1/2005 | <1.0 | <1.0 | <1.0 | <2.0 | <1.0 | NA | <1.0 | <1.0 | <1.0 | <1.0 | NA | NA |
| MW-11 | | 2/22/2005 | <1.0 | <1.0 | <1.0 | <2.0 | <1.0 | NA | <1.0 | <1.0 | <1.0 | <1.0 | NA | NA |
| MW-11 | | 3/29/2005 | <1.0 | <1.0 | <1.0 | <2.0 | <1.0 | NA | <1.0 | <1.0 | <1.0 | <1.0 | <1.0 | <1.0 |
| MW-11 | | 4/25/2005 | <1.0 | <1.0 | <1.0 | <2.0 | <1.0 | NA | <1.0 | <1.0 | <1.0 | <1.0 | <2.0 | <1.0 |
| MW-11 | | 5/23/2005 | <1.0 | <1.0 | <1.0 | <2.0 | <1.0 | NA | <1.0 | <1.0 | <1.0 | <1.0 | NA | NA |
| MW-11 | | 6/27/2005 | <1.0 | <1.0 | <1.0 | <2.0 | <1.0 | NA | <1.0 | <1.0 | <1.0 | <1.0 | NA | NA |
| MW-11 | | 7/25/2005 | <1.0 | <1.0 | <1.0 | <2.0 | <1.0 | NA | <1.0 | <1.0 | <1.0 | <1.0 | <2.0 | <1.0 |
| MW-11 | | 8/29/2005 | <1.0 | <1.0 | <1.0 | <2.0 | <1.0 | NA | <1.0 | <1.0 | <1.0 | <1.0 | NA | NA |
| MW-11 | | 9/27/2005 | <1.0 | <1.0 | <1.0 | <2.0 | <1.0 | NA | <1.0 | <1.0 | <1.0 | <1.0 | NA | NA |
| MW-11 | | 10/24/2005 | <1.0 | <1.0 | <1.0 | <2.0 | <1.0 | NA | <1.0 | <1.0 | <1.0 | <1.0 | <2.0 | NA |
| MW-11 | | 11/22/2005 | <1.0 | <1.0 | <1.0 | <2.0 | <1.0 | NA | <1.0 | <1.0 | <1.0 | <1.0 | NA | NA |
| MW-11 | | 12/27/2005 | <1.0 | <1.0 | <1.0 | <2.0 | <1.0 | NA | <1.0 | <1.0 | <1.0 | <1.0 | NA | NA |
| MW-11 | | 1/23/2006 | <1.0 | <1.0 | <1.0 | <2.0 | <1.0 | NA | <1.0 | <1.0 | <1.0 | <1.0 | <2.0 | NA |
| MW-11 | | 2/20/2006 | <1.0 | <1.0 | <1.0 | <2.0 | <1.0 | NA | <1.0 | <1.0 | <1.0 | <1.0 | NA | NA |
| MW-11 | | 3/29/2006 | <1.0 | <1.0 | <1.0 | <2.0 | <1.0 | NA | <1.0 | <1.0 | <1.0 | <1.0 | NA | NA |
| MW-11 | | 4/25/2006 | <1.0 | <1.0 | <1.0 | <2.0 | <1.0 | NA | <1.0 | <1.0 | <1.0 | <1.0 | <2.0 | NA |
| MW-11 | | 5/23/2006 | <1.0 | <1.0 | <1.0 | <2.0 | <1.0 | NA | <1.0 | <1.0 | <1.0 | <1.0 | NA | NA |
| MW-11 | | 6/27/2006 | <1.0 | <1.0 | <1.0 | <2.0 | <1.0 | NA | <1.0 | <1.0 | <1.0 | <1.0 | NA | NA |
| MW-11 | | 8/1/2006 | <1.0 | <1.0 | <1.0 | <2.0 | <1.0 | NA | <1.0 | <1.0 | <1.0 | <1.0 | <2.0 | NA |
| MW-11 | | 8/29/2006 | <1.0 | <1.0 | <1.0 | <2.0 | <1.0 | NA | <1.0 | <1.0 | <1.0 | <1.0 | NA | NA |
| MW-11 | Duplicate | 8/29/2006 | <1.0 | <1.0 | <1.0 | <2.0 | <1.0 | NA | <1.0 | <1.0 | <1.0 | <1.0 | NA | NA |
| MW-11 | | 9/26/2006 | <1.0 | <1.0 | <1.0 | <2.0 | <1.0 | NA | <1.0 | <1.0 | <1.0 | <1.0 | NA | NA |
| MW-11 | | 10/24/2006 | <1.0 | <1.0 | <1.0 | <2.0 | <1.0 | NA | <1.0 | <1.0 | <1.0 | <1.0 | <2.0 | NA |

| Well ID | Quality Control Sample | Sample Date | Benzene (µg/L) | Toluene (µg/L) | Ethylbenzene (µg/L) | Xylenes, Total (µg/L) | MTBE (µg/L) | TBA (µg/L) | PCE (µg/L) | TCE (µg/L) | C12DCE (µg/L) | $CCl_2F_2$ (µg/L) | TPH (µg/L) | PAH (µg/L) |
|---|---|---|---|---|---|---|---|---|---|---|---|---|---|---|
| Arizona AWQS (µg/L) | | | 5 | 1,000 | 700 | 10,000 | N/A | N/A | 5 | 5 | 70 | N/A | N/A | N/A |
| MW-11 | | 11/20/2006 | <1.0 | <1.0 | <1.0 | <2.0 | <1.0 | NA | <1.0 | <1.0 | <1.0 | <1.0 | NA | NA |
| MW-11 | Duplicate | 11/20/2006 | <1.0 | <1.0 | <1.0 | <2.0 | <1.0 | NA | <1.0 | <1.0 | <1.0 | <1.0 | NA | NA |
| MW-11 | | 12/27/2006 | <1.0 | <1.0 | <1.0 | <2.0 | <1.0 | NA | <1.0 | <1.0 | <1.0 | <1.0 | NA | NA |
| MW-11 | | 1/29/2007 | <1.0 | <1.0 | <1.0 | <2.0 | <1.0 | NA | <1.0 | <1.0 | <1.0 | <1.0 | <2.0 | NA |
| MW-11 | | 4/24/2007 | <1.0 | <1.0 | <1.0 | <2.0 | <1.0 | NA | <1.0 | <1.0 | <1.0 | <1.0 | NA | NA |
| MW-11 | | 7/23/2007 | <1.0 | <1.0 | <1.0 | <2.0 | <1.0 | NA | <1.0 | <1.0 | <1.0 | <1.0 | NA | NA |
| MW-11 | | 10/22/2007 | <1.0 | <1.0 | <1.0 | <2.0 | <1.0 | NA | <1.0 | <1.0 | <1.0 | <1.0 | NA | NA |
| MW-11 | | 1/28/2008 | <0.5 | <0.5 | <0.5 | <1.5 | <0.5 | NA | <0.5 | <0.5 | <0.5 | <0.5 | <5.0 | NA |
| MW-11 | | 4/22/2008 | <0.5 | <0.5 | <0.5 | <1.5 | <0.5 | NA | <0.5 | <0.5 | <0.5 | <0.5 | NA | NA |
| MW-11 | | 7/28/2008 | <0.5 | <0.5 | <0.5 | <1.5 | <0.5 | NA | <0.5 | <0.5 | <0.5 | <0.5 | NA | NA |
| MW-11 | | 10/13/2008 | <1.0 | <1.0 | <1.0 | <1.0 | <1.0 | NA | <1.0 | <1.0 | <1.0 | <1.0 | NA | NA |
| MW-11 | | 1/26/2009 | <1.0 | <1.0 | <1.0 | <2.0 | <1.0 | NA | <1.0 | <1.0 | <1.0 | <1.0 | NA | NA |
| MW-11 | | 4/27/2009 | <1.0 | <1.0 | <1.0 | <2.0 | <1.0 | NA | <1.0 | <1.0 | <1.0 | <1.0 | NA | NA |
| MW-11 | | 7/20/2009 | <1.0 | <1.0 | 2.0 | 6.3 | <1.0 | NA | <1.0 | <1.0 | <1.0 | <1.0 | NA | NA |
| MW-11 | | 10/6/2009 | <1.0 | <1.0 | <1.0 | <1.0 | <1.0 | NA | <1.0 | <1.0 | <1.0 | <1.0 | NA | NA |
| MW-11 | | 1/19/2010 | <1.0 | <1.0 | <1.0 | <1.0 | <1.0 | NA | <1.0 | <1.0 | <1.0 | <1.0 | NA | NA |
| MW-11 | | 4/12/2010 | <1.0 | <1.0 | <1.0 | <1.0 | <1.0 | <10 | <1.0 | <1.0 | <1.0 | <1.0 | NA | NA |
| MW-11 | | 7/12/2010 | <1.0 | <5.0 | <1.0 | <3.0 | <1.0 | <50 | <1.0 | <1.0 | <1.0 | <5.0 | NA | NA |
| MW-11 | | 10/18/2010 | <1.0 | <5.0 | <1.0 | <3.0 | <1.0 | <50 | <1.0 | <1.0 | <1.0 | <5.0 | NA | NA |
| MW-11 | | 1/11/2011 | <1.0 | <5.0 | <1.0 | <3.0 | <1.0 | <50 | <1.0 | <1.0 | <1.0 | <5.0 | NA | NA |
| MW-11 | | 4/11/2011 | <1.0 | <5.0 | <1.0 | <3.0 | <1.0 | <50 | <1.0 | <1.0 | <1.0 | <5.0 | NA | NA |
| MW-11 | | 7/12/2011 | <1.0 | <5.0 | <1.0 | <3.0 | <1.0 | <50 | <1.0 | <1.0 | <1.0 | <5.0 | NA | NA |
| MW-11 | | 10/10/2011 | <1.0 | <5.0 | <1.0 | <3.0 | <1.0 | <50 | <1.0 | <1.0 | <1.0 | <5.0 | NA | NA |
| MW-11 | | 1/16/2012 | <1.0 | <5.0 | <1.0 | <3.0 | <1.0 | <5.0 | <1.0 | <1.0 | <1.0 | <5.0 | NA | NA |
| MW-11 | | 4/2/2012 | <1.0 | <5.0 | <1.0 | <3.0 | <1.0 | <5.0 | <1.0 | <1.0 | <1.0 | <5.0 | NA | NA |
| MW-11 | | 4/2/2012 | <1.0 | <5.0 | <1.0 | <3.0 | <1.0 | <5.0 | <1.0 | <1.0 | <1.0 | <5.0 | NA | NA |
| MW-11 | | 7/9/2012 | <1.0 | 12 | <1.0 | <3.0 | <1.0 | <5.0 | <1.0 | <1.0 | <1.0 | <5.0 | NA | NA |
| MW-11 | | 10/22/2012 | <1.0 | <5.0 | <1.0 | <3.0 | <1.0 | <5.0 | <1.0 | <1.0 | <1.0 | <5.0 | NA | NA |
| MW-11 | | 1/21/2013 | <1.0 | <5.0 | <1.0 | <3.0 | <1.0 | <5.0 | <1.0 | <1.0 | <1.0 | <5.0 | NA | NA |
| MW-11 | | 4/15/2013 | <1.0 | <5.0 | <1.0 | <3.0 | <1.0 | <5.0 | <1.0 | <1.0 | <1.0 | <5.0 | NA | NA |
| MW-11 | | 7/8/2013 | <1.0 | <5.0 | <1.0 | <3.0 | <1.0 | <5.0 | <1.0 | <1.0 | <1.0 | <5.0 | NA | NA |
| MW-11 | | 10/7/2013 | <1.0 | <5.0 | <1.0 | <3.0 | <1.0 | <5.0 | <1.0 | <1.0 | <1.0 | <5.0 | NA | NA |
| MW-11 | | 1/13/2014 | <1.0 | <5.0 | <1.0 | <3.0 | <1.0 | <5.0 | <1.0 | <1.0 | <1.0 | <5.0 | NA | NA |

| Well ID | Quality Control Sample | Sample Date | Benzene (µg/L) | Toluene (µg/L) | Ethylbenzene (µg/L) | Xylenes, Total (µg/L) | MTBE (µg/L) | TBA (µg/L) | PCE (µg/L) | TCE (µg/L) | C12DCE (µg/L) | $CCl_2F_2$ (µg/L) | TPH (µg/L) | PAH (µg/L) |
|---|---|---|---|---|---|---|---|---|---|---|---|---|---|---|
| Arizona AWQS (µg/L) | | | 5 | 1,000 | 700 | 10,000 | N/A | N/A | 5 | 5 | 70 | N/A | N/A | N/A |
| MW-11 | | 4/21/2014 | <1.0 | <5.0 | <1.0 | <3.0 | <1.0 | <5.0 | <1.0 | <1.0 | <1.0 | <5.0 | NA | NA |
| MW-11 | | 7/14/2014 | <1.0 | <5.0 | <1.0 | <3.0 | <1.0 | <5.0 | <1.0 | <1.0 | <1.0 | <5.0 | NA | NA |
| MW-12 | | 11/19/2003 | <0.5 | <0.5 | <0.5 | <1.5 | <0.5 | NA | **6.7** | <0.5 | NA | NA | NA | ND |
| MW-12 | | 12/23/2003 | <0.5 | <0.5 | <0.5 | <1.5 | <0.5 | NA | **6.1** | <0.5 | NA | NA | NA | NA |
| MW-12 | | 1/28/2004 | 0.8 | 7.7 | 2.6 | 13.8 | ND | NA | 3.9 | ND | NA | NA | NA | NA |
| MW-12 | Duplicate | 1/28/2004 | 0.8 | 8.0 | 2.7 | 14.9 | ND | NA | 3.9 | ND | NA | NA | NA | NA |
| MW-12 | | 2/23/2004 | ND | 1.3 | 0.6 | 2.7 | ND | NA | 2.7 | ND | NA | NA | NA | NA |
| MW-12 | Duplicate | 2/23/2004 | ND | 2.0 | ND | 3.9 | ND | NA | 2.2 | ND | NA | NA | NA | NA |
| MW-12 | | 3/31/2004 | <1.0 | <1.0 | <1.0 | <2.0 | <1.0 | NA | 4.2 | <1.0 | NA | NA | NA | NA |
| MW-12 | | 4/28/2004 | <1.0 | <1.0 | <1.0 | <2.0 | <1.0 | NA | 3.8 | <1.0 | NA | NA | NA | NA |
| MW-12 | | 5/25/2004 | <1.0 | <1.0 | <1.0 | <2.0 | <1.0 | NA | **6.4** | <1.0 | <1.0 | 4.4 | NA | NA |
| MW-12 | | 6/28/2004 | <1.0 | 19 | <1.0 | <2.0 | <1.0 | NA | **7.0** | <1.0 | <1.0 | 4.5 | NA | NA |
| MW-12 | | 7/29/2004 | <1.0 | 2.3 | <1.0 | <2.0 | <1.0 | NA | **7.3** | <1.0 | <1.0 | 4.6 | NA | NA |
| MW-12 | | 8/24/2004 | <1.0 | <1.0 | <1.0 | <2.0 | <1.0 | NA | **7.4** | <1.0 | <1.0 | 3.8 | NA | NA |
| MW-12 | | 9/27/2004 | <1.0 | <1.0 | <1.0 | <2.0 | <1.0 | NA | **13** | <1.0 | <1.0 | 4.2 | NA | NA |
| MW-12 | | 10/26/2004 | <1.0 | <1.0 | <1.0 | <2.0 | <1.0 | NA | **8.9** | <1.0 | <1.0 | 4.2 | NA | NA |
| MW-12 | | 11/29/2004 | <1.0 | <1.0 | <1.0 | <2.0 | <1.0 | NA | **8.8** | <1.0 | <1.0 | 3.6 | NA | NA |
| MW-12 | | 12/29/2004 | <1.0 | <1.0 | <1.0 | <2.0 | <1.0 | NA | **7.2** | <1.0 | <1.0 | 3.0 | NA | NA |
| MW-12 | | 2/1/2005 | <1.0 | <1.0 | <1.0 | <2.0 | <1.0 | NA | **5.4** | <1.0 | <1.0 | 2.7 | NA | NA |
| MW-12 | | 2/22/2005 | <1.0 | <1.0 | <1.0 | <2.0 | <1.0 | NA | **7.7** | <1.0 | <1.0 | 3.0 | NA | NA |
| MW-12 | | 3/30/2005 | <1.0 | <1.0 | <1.0 | <2.0 | <1.0 | NA | **8.0** | <1.0 | <1.0 | 2.9 | 2.9 | <1.0 |
| MW-12 | | 4/26/2005 | <1.0 | <1.0 | <1.0 | <2.0 | <1.0 | NA | **8.8** | <1.0 | <1.0 | 3.1 | <2.0 | NA |
| MW-12 | | 5/25/2005 | <1.0 | <1.0 | <1.0 | <2.0 | <1.0 | NA | **9.2** | <1.0 | <1.0 | 2.3 | NA | NA |
| MW-12 | | 6/28/2005 | <1.0 | <1.0 | <1.0 | <2.0 | <1.0 | NA | 2.8 | <1.0 | <1.0 | 2.6 | <2.1 | NA |
| MW-12 | | 7/25/2005 | <1.0 | <1.0 | <1.0 | <2.0 | <1.0 | NA | 2.5 | <1.0 | <1.0 | 4.0 | <2.0 | NA |
| MW-12 | | 8/30/2005 | <1.0 | <1.0 | <1.0 | <2.0 | <1.0 | NA | 1.1 | <1.0 | <1.0 | 2.8 | NA | NA |
| MW-12 | | 9/28/2005 | <1.0 | <1.0 | <1.0 | <2.0 | <1.0 | NA | **5.8** | <1.0 | <1.0 | 1.7 | NA | NA |
| MW-12 | | 10/24/2005 | <1.0 | <1.0 | <1.0 | <2.0 | <1.0 | NA | **8.0** | <1.0 | <1.0 | 2.1 | <2.0 | NA |
| MW-12 | | 11/23/2005 | <1.0 | <1.0 | <1.0 | <2.0 | <1.0 | NA | **5.8** | <1.0 | <1.0 | 2.1 | NA | NA |
| MW-12 | | 12/28/2005 | <1.0 | <1.0 | <1.0 | <2.0 | <1.0 | NA | 3.4 | <1.0 | <1.0 | 2.1 | NA | NA |
| MW-12 | | 1/24/2006 | <1.0 | <1.0 | <1.0 | <2.0 | <1.0 | NA | 2.0 | <1.0 | <1.0 | 2.1 | <2.0 | NA |
| MW-12 | | 2/21/2006 | <1.0 | <1.0 | <1.0 | <2.0 | <1.0 | NA | 1.3 | <1.0 | <1.0 | 1.8 | NA | NA |
| MW-12 | | 3/29/2006 | <1.0 | <1.0 | <1.0 | <2.0 | <1.0 | NA | 1.2 | <1.0 | <1.0 | 3.4 | NA | NA |

| Well ID | Quality Control Sample | Sample Date | Benzene (µg/L) | Toluene (µg/L) | Ethylbenzene (µg/L) | Xylenes, Total (µg/L) | MTBE (µg/L) | TBA (µg/L) | PCE (µg/L) | TCE (µg/L) | C12DCE (µg/L) | $CCl_2F_2$ (µg/L) | TPH (µg/L) | PAH (µg/L) |
|---|---|---|---|---|---|---|---|---|---|---|---|---|---|---|
| Arizona AWQS (µg/L) | | | 5 | 1,000 | 700 | 10,000 | N/A | N/A | 5 | 5 | 70 | N/A | N/A | N/A |
| MW-12 | | 4/26/2006 | <1.0 | <1.0 | <1.0 | <2.0 | <1.0 | NA | 2.0 | <1.0 | <1.0 | 2.1 | <2.0 | NA |
| MW-12 | | 5/24/2006 | <1.0 | <1.0 | <1.0 | <2.0 | <1.0 | NA | 2.0 | <1.0 | <1.0 | 2.3 | NA | NA |
| MW-12 | | 6/28/2006 | <1.0 | <1.0 | <1.0 | <2.0 | <1.0 | NA | 2.0 | <1.0 | <1.0 | 1.8 | NA | NA |
| MW-12 | | 8/2/2006 | <1.0 | <1.0 | <1.0 | <2.0 | <1.0 | NA | 2.0 | <1.0 | <1.0 | 1.7 | <2.0 | NA |
| MW-12 | | 8/30/2006 | <1.0 | <1.0 | <1.0 | <2.0 | <1.0 | NA | 1.3 | <1.0 | <1.0 | 1.6 | NA | NA |
| MW-12 | | 9/27/2006 | <1.0 | <1.0 | <1.0 | <2.0 | <1.0 | NA | **7.7** | <1.0 | <1.0 | 2.0 | NA | NA |
| MW-12 | | 10/25/2006 | <1.0 | <1.0 | <1.0 | <2.0 | <1.0 | NA | **7.8** | <1.0 | <1.0 | 2.0 | <2.0 | NA |
| MW-12 | | 11/20/2006 | <1.0 | <1.0 | <1.0 | <2.0 | <1.0 | NA | **5.8** | <1.0 | <1.0 | 1.4 | NA | NA |
| MW-12 | | 12/28/2006 | <1.0 | <1.0 | <1.0 | <2.0 | <1.0 | NA | 3.9 | <1.0 | <1.0 | 1.4 | NA | NA |
| MW-12 | | 1/30/2007 | <1.0 | <1.0 | <1.0 | <2.0 | <1.0 | NA | 3.2 | <1.0 | <1.0 | 1.6 | <2.0 | NA |
| MW-12 | | 4/25/2007 | <1.0 | <1.0 | <1.0 | <2.0 | <1.0 | NA | 3.1 | <1.0 | <1.0 | 1.2 | NA | NA |
| MW-12 | | 7/25/2007 | <1.0 | <1.0 | <1.0 | <2.0 | <1.0 | NA | 2.2 | <1.0 | <1.0 | 1.2 | NA | NA |
| MW-12 | | 10/23/2007 | <1.0 | <1.0 | <1.0 | <2.0 | <1.0 | NA | **6.7** | <1.0 | <1.0 | 1.9 | NA | NA |
| MW-12 | | 1/29/2008 | <0.5 | <0.5 | <0.5 | <1.5 | <0.5 | NA | **5.1** | 0.8 | <0.5 | 0.8 | <5.0 | NA |
| MW-12 | | 4/22/2008 | <0.5 | <0.5 | <0.5 | <1.5 | <0.5 | NA | **6.4** | 2.1 | <0.5 | 0.9 | NA | NA |
| MW-12 | | 7/31/2008 | <0.5 | <0.5 | <0.5 | <1.5 | <0.5 | NA | 2.6 | 1.2 | <0.5 | 0.8 | NA | NA |
| MW-12 | | 10/13/2008 | <1.0 | <1.0 | <1.0 | <1.0 | <1.0 | NA | **27** | 1.8 | <1.0 | 3.2 | NA | NA |
| MW-12 | Duplicate | 10/13/2008 | <1.0 | <1.0 | <1.0 | <1.0 | <1.0 | NA | **26** | 1.8 | <1.0 | 3.1 | NA | NA |
| MW-12 | | 1/27/2009 | <1.0 | <1.0 | <1.0 | <2.0 | <1.0 | NA | **5.2** | **8.3** | <1.0 | 3.9 | NA | NA |
| MW-12 | | 4/28/2009 | <1.0 | <1.0 | <1.0 | <2.0 | <1.0 | NA | <1.0 | 3.7 | <1.0 | 2.2 | NA | NA |
| MW-12 | | 7/20/2009 | <1.0 | <1.0 | <1.0 | <2.0 | <1.0 | NA | 2.9 | 4.5 | <1.0 | 2.4 | NA | NA |
| MW-12 | | 10/6/2009 | <1.0 | <1.0 | <1.0 | <1.0 | <1.0 | NA | 1.1 | **5.8** | <1.0 | 2.4 | NA | NA |
| MW-12 | | 1/19/2010 | <1.0 | <1.0 | <1.0 | <1.0 | <1.0 | NA | 1.8 | **5.7** | <1.0 | 2.5 | NA | NA |
| MW-12 | | 4/13/2010 | <1.0 | <1.0 | <1.0 | <1.0 | <1.0 | 21 | 4.7 | 4.2 | <1.0 | 3.0 | NA | NA |
| MW-12 | | 7/13/2010 | <1.0 | <5.0 | <1.0 | <3.0 | <1.0 | <50 | 2.8 | 4.9 | <1.0 | <5.0 | NA | NA |
| MW-12 | | 10/19/2010 | <1.0 | <5.0 | <1.0 | <3.0 | <1.0 | <50 | **5.0** | 3.2 | <1.0 | <5.0 | NA | NA |
| MW-12 | Duplicate | 10/19/2010 | <1.0 | <5.0 | <1.0 | <3.0 | <1.0 | <50 | **5.1** | 3.2 | <1.0 | <5.0 | NA | NA |
| MW-12 | | 1/11/2011 | <1.0 | <5.0 | <1.0 | <3.0 | <1.0 | <50 | 2.8 | 3.4 | <1.0 | <5.0 | NA | NA |
| MW-12 | | 4/11/2011 | <1.0 | <5.0 | <1.0 | <3.0 | <1.0 | <50 | 2.4 | 1.6 | <1.0 | <5.0 | NA | NA |
| MW-12 | | 7/13/2011 | <1.0 | <5.0 | <1.0 | <3.0 | <1.0 | <50 | 2.8 | <1.0 | <1.0 | <5.0 | NA | NA |
| MW-12 | | 10/10/2011 | <1.0 | <5.0 | <1.0 | <3.0 | <1.0 | <50 | 1.7 | <1.0 | <1.0 | <5.0 | NA | NA |
| MW-12 | | 1/16/2012 | <1.0 | <5.0 | <1.0 | <3.0 | <1.0 | <5.0 | 1.6 | <1.0 | <1.0 | <5.0 | NA | NA |
| MW-12 | Duplicate | 1/16/2012 | <1.0 | <5.0 | <1.0 | <3.0 | <1.0 | <5.0 | 1.6 | <1.0 | <1.0 | <5.0 | NA | NA |

| Well ID | Quality Control Sample | Sample Date | Benzene (µg/L) | Toluene (µg/L) | Ethylbenzene (µg/L) | Xylenes, Total (µg/L) | MTBE (µg/L) | TBA (µg/L) | PCE (µg/L) | TCE (µg/L) | C12DCE (µg/L) | $CCl_2F_2$ (µg/L) | TPH (µg/L) | PAH (µg/L) |
|---|---|---|---|---|---|---|---|---|---|---|---|---|---|---|
| Arizona AWQS (µg/L) | | | 5 | 1,000 | 700 | 10,000 | N/A | N/A | 5 | 5 | 70 | N/A | N/A | N/A |
| MW-12 | | 4/4/2012 | <1.0 | <5.0 | <1.0 | <3.0 | <1.0 | <5.0 | 1.7 | <1.0 | <1.0 | <5.0 | NA | NA |
| MW-12 | | 4/4/2012 | <1.0 | <5.0 | <1.0 | <3.0 | <1.0 | <5.0 | 1.7 | <1.0 | <1.0 | <5.0 | NA | NA |
| MW-12 | | 7/11/2012 | <1.0 | 6.9 | <1.0 | <3.0 | <1.0 | <5.0 | <1.0 | <1.0 | <1.0 | <5.0 | NA | NA |
| MW-12 | | 10/23/2012 | <1.0 | <5.0 | <1.0 | <3.0 | <1.0 | <5.0 | <1.0 | <1.0 | <1.0 | <5.0 | NA | NA |
| MW-12 | | 1/23/2013 | <1.0 | <5.0 | <1.0 | <3.0 | <1.0 | <5.0 | <1.0 | <1.0 | <1.0 | <5.0 | NA | NA |
| MW-12 | | 4/17/2013 | <1.0 | <5.0 | 2.5 | 8.0 | <1.0 | <5.0 | <1.0 | <1.0 | <1.0 | <5.0 | NA | NA |
| MW-12 | | 7/10/2013 | <1.0 | <5.0 | <1.0 | <3.0 | <1.0 | <5.0 | <1.0 | <1.0 | <1.0 | <5.0 | NA | NA |
| MW-12 | | 10/8/2013 | <1.0 | <5.0 | <1.0 | <3.0 | <1.0 | <5.0 | <1.0 | <1.0 | <1.0 | <5.0 | NA | NA |
| MW-12 | | 1/13/2014 | <1.0 | <5.0 | <1.0 | <3.0 | <1.0 | <5.0 | <1.0 | <1.0 | <1.0 | <5.0 | NA | NA |
| MW-12 | | 4/21/2014 | <1.0 | <5.0 | <1.0 | <3.0 | <1.0 | <5.0 | <1.0 | <1.0 | <1.0 | <5.0 | NA | NA |
| MW-12 | | 7/14/2014 | <1.0 | <5.0 | <1.0 | <3.0 | <1.0 | <5.0 | <1.0 | <1.0 | <1.0 | <5.0 | NA | NA |
| MW-13 | | 11/19/2003 | <0.5 | <0.5 | <0.5 | <1.5 | <0.5 | NA | 3.7 | <0.5 | NA | NA | NA | ND |
| MW-13 | | 12/23/2003 | <0.5 | <0.5 | <0.5 | <1.5 | <0.5 | NA | 4.6 | <0.5 | NA | NA | NA | NA |
| MW-13 | Duplicate | 12/23/2003 | <0.5 | <0.5 | <0.5 | <1.5 | <0.5 | NA | 3.5 | <0.5 | NA | NA | NA | NA |
| MW-13 | | 2/24/2004 | ND | 1.0 | ND | 1.7 | ND | NA | 1.4 | ND | NA | NA | NA | NA |
| MW-13 | | 3/30/2004 | <1.0 | <1.0 | <1.0 | <2.0 | <1.0 | NA | <1.0 | <1.0 | NA | NA | NA | NA |
| MW-13 | | 4/27/2004 | <1.0 | <1.0 | <1.0 | <2.0 | <1.0 | NA | <1.0 | <1.0 | <1.0 | <1.0 | NA | NA |
| MW-13 | | 5/25/2004 | <1.0 | 1.2 | <1.0 | <2.0 | <1.0 | NA | 2.6 | <1.0 | <1.0 | <1.0 | NA | NA |
| MW-13 | Duplicate | 5/25/2004 | <1.0 | 1.2 | <1.0 | <2.0 | <1.0 | NA | 2.5 | <1.0 | <1.0 | <1.0 | NA | NA |
| MW-13 | | 6/30/2004 | <1.0 | 5.6 | <1.0 | <2.0 | 7.5 | NA | 2.6 | <1.0 | <1.0 | <1.0 | NA | NA |
| MW-13 | | 7/29/2004 | <1.0 | 2.6 | <1.0 | <2.0 | 18 | NA | 2.6 | <1.0 | <1.0 | <1.0 | NA | NA |
| MW-13 | | 8/25/2004 | <1.0 | <1.0 | <1.0 | <2.0 | 29 | NA | <1.0 | <1.0 | <1.0 | <1.0 | NA | NA |
| MW-13 | | 9/28/2004 | 3.7 | 4.1 | <1.0 | <2.0 | 62 | NA | <1.0 | <1.0 | <1.0 | <1.0 | NA | NA |
| MW-13 | Duplicate | 9/28/2004 | 3.4 | 3.9 | <1.0 | <2.0 | 61 | NA | <1.0 | <1.0 | <1.0 | <1.0 | NA | NA |
| MW-13 | | 10/26/2004 | 1.7 | 1.8 | <1.0 | <20 | 76 | NA | <1.0 | <1.0 | <1.0 | <1.0 | NA | NA |
| MW-13 | | 11/30/2004 | 1.4 | 1.5 | <1.0 | <2.0 | 99 | NA | <1.0 | <1.0 | <1.0 | <1.0 | NA | NA |
| MW-13 | | 12/29/2004 | 1.3 | 1.3 | <1.0 | <2.0 | <1.0 | NA | <1.0 | <1.0 | <1.0 | 130 | NA | NA |
| MW-13 | | 2/1/2005 | <1.0 | <1.0 | <1.0 | <2.0 | 140 | NA | <1.0 | <1.0 | NA | NA | NA | NA |
| MW-13 | | 2/22/2005 | 3.1 | 2.5 | <1.0 | <2.0 | 140 | NA | <1.0 | <1.0 | NA | NA | NA | NA |
| MW-13 | | 3/30/2005 | 1.9 | 2.3 | <1.0 | <2.0 | 88 | NA | <1.0 | <1.0 | NA | NA | <1.0 | <1.0 |
| MW-13 | | 4/25/2005 | 4.0 | 3.3 | <1.0 | <2.0 | 130 | NA | <1.0 | <1.0 | <1.0 | <1.0 | <2.0 | NA |
| MW-13 | | 5/24/2005 | **8.1** | 6.2 | <1.0 | <2.0 | 100 | NA | <1.0 | <1.0 | <1.0 | <1.0 | NA | NA |
| MW-13 | | 6/29/2005 | **6.7** | 4.4 | <1.0 | <2.0 | 74 | NA | <1.0 | <1.0 | <1.0 | <1.0 | NA | NA |

| Well ID | Quality Control Sample | Sample Date | Benzene (µg/L) | Toluene (µg/L) | Ethylbenzene (µg/L) | Xylenes, Total (µg/L) | MTBE (µg/L) | TBA (µg/L) | PCE (µg/L) | TCE (µg/L) | C12DCE (µg/L) | $CCl_2F_2$ (µg/L) | TPH (µg/L) | PAH (µg/L) |
|---|---|---|---|---|---|---|---|---|---|---|---|---|---|---|
| Arizona AWQS (µg/L) | | | 5 | 1,000 | 700 | 10,000 | N/A | N/A | 5 | 5 | 70 | N/A | N/A | N/A |
| MW-13 | | 7/26/2005 | **8.2** | 6.2 | <1.0 | <2.0 | 63 | NA | <1.0 | <1.0 | <1.0 | <1.0 | <2.0 | NA |
| MW-13 | | 8/30/2005 | 2.5 | 1.4 | <1.0 | <2.0 | 32 | NA | <1.0 | <1.0 | <1.0 | <1.0 | NA | NA |
| MW-13 | | 9/28/2005 | **58** | 5.1 | <1.0 | 17.2 | 160 | NA | <1.0 | <1.0 | <1.0 | <1.0 | NA | NA |
| MW-13 | | 10/26/2005 | **25** | 1.7 | <1.0 | 2.5 | 49 | NA | <1.0 | <1.0 | <1.0 | <1.0 | <2.0 | NA |
| MW-13 | | 11/28/2005 | 1.8 | <1.0 | <1.0 | <2.0 | 6.3 | NA | <1.0 | <1.0 | <1.0 | <1.0 | NA | NA |
| MW-13 | | 12/29/2005 | **15** | 9.7 | <1.0 | 4.0 | 6.7 | NA | <1.0 | <1.0 | <1.0 | <1.0 | NA | NA |
| MW-13 | | 1/24/2006 | **30** | 16 | <1.0 | 7.4 | 10 | NA | <1.0 | <1.0 | <1.0 | <1.0 | <2.0 | NA |
| MW-13 | | 2/21/2006 | **200** | 330 | 44 | 184 | 19 | NA | <1.0 | <1.0 | <1.0 | <1.0 | NA | NA |
| MW-13 | | 1/27/2009 | **7.4** | 1.5 | 7.5 | 89 | <1.0 | NA | <1.0 | <1.0 | <1.0 | <1.0 | NA | NA |
| MW-13 | | 4/28/2009 | <1.0 | <1.0 | <1.0 | <2.0 | <1.0 | NA | <1.0 | <1.0 | <1.0 | <1.0 | NA | NA |
| MW-13 | | 10/7/2009 | <1.0 | <1.0 | <1.0 | 7.5 | <1.0 | NA | <1.0 | <1.0 | <1.0 | <1.0 | NA | NA |
| MW-13 | Duplicate | 10/7/2009 | <1.0 | <1.0 | <1.0 | 5.9 | <1.0 | NA | <1.0 | <1.0 | <1.0 | <1.0 | NA | NA |
| MW-13 | | 1/20/2010 | <1.0 | <1.0 | <1.0 | <1.0 | <1.0 | NA | <1.0 | <1.0 | <1.0 | <1.0 | NA | NA |
| MW-13 | | 4/12/2010 | <1.0 | <1.0 | <1.0 | <1.0 | <1.0 | <10 | <1.0 | <1.0 | <1.0 | <1.0 | NA | NA |
| MW-13 | | 10/18/2010 | <1.0 | <5.0 | <1.0 | <3.0 | <1.0 | <50 | <1.0 | <1.0 | <1.0 | <5.0 | NA | NA |
| MW-13 | | 1/12/2011 | <1.0 | <5.0 | <1.0 | <3.0 | <1.0 | <50 | <1.0 | <1.0 | <1.0 | <5.0 | NA | NA |
| MW-13 | | 4/13/2011 | **64** | <5.0 | <1.0 | <3.0 | 18 | <50 | <1.0 | <1.0 | <1.0 | <5.0 | NA | NA |
| MW-13 | Duplicate | 4/13/2011 | **69** | <5.0 | <1.0 | <3.0 | 18 | <50 | <1.0 | <1.0 | <1.0 | <5.0 | NA | NA |
| MW-13 | | 7/14/2011 | <1.0 | <5.0 | <1.0 | <3.0 | <1.0 | <50 | <1.0 | <1.0 | <1.0 | <5.0 | NA | NA |
| MW-13 | | 10/12/2011 | <1.0 | <5.0 | <1.0 | <3.0 | <1.0 | <50 | <1.0 | <1.0 | <1.0 | <5.0 | NA | NA |
| MW-13 | | 1/17/2012 | <1.0 | <5.0 | <1.0 | <3.0 | <1.0 | <5.0 | <1.0 | <1.0 | <1.0 | <5.0 | NA | NA |
| MW-13 | | 4/3/2012 | <1.0 | <5.0 | <1.0 | <3.0 | <1.0 | <5.0 | <1.0 | <1.0 | <1.0 | <5.0 | NA | NA |
| MW-13 | | 4/3/2012 | <1.0 | <5.0 | <1.0 | <3.0 | <1.0 | <5.0 | <1.0 | <1.0 | <1.0 | <5.0 | NA | NA |
| MW-13 | | 7/11/2012 | <1.0 | 7.7 | <1.0 | <3.0 | <1.0 | <5.0 | <1.0 | <1.0 | <1.0 | <5.0 | NA | NA |
| MW-13 | | 10/24/2012 | <1.0 | <5.0 | <1.0 | <3.0 | 1.4 | <5.0 | <1.0 | <1.0 | <1.0 | <5.0 | NA | NA |
| MW-13 | | 1/24/2013 | <1.0 | <5.0 | <1.0 | <3.0 | <1.0 | <5.0 | <1.0 | <1.0 | <1.0 | <5.0 | NA | NA |
| MW-13 | | 4/17/2013 | <1.0 | <5.0 | 2.1 | 6.6 | <1.0 | <5.0 | <1.0 | <1.0 | <1.0 | <5.0 | NA | NA |
| MW-13 | | 7/10/2013 | <1.0 | <5.0 | <1.0 | <3.0 | <1.0 | <5.0 | <1.0 | <1.0 | <1.0 | <5.0 | NA | NA |
| MW-13 | | 10/8/2013 | <1.0 | <5.0 | <1.0 | <3.0 | <1.0 | <5.0 | <1.0 | <1.0 | <1.0 | <5.0 | NA | NA |
| MW-13 | | 1/16/2014 | <1.0 | <5.0 | <1.0 | <3.0 | <1.0 | <5.0 | <1.0 | <1.0 | <1.0 | <5.0 | NA | NA |
| MW-13 | | 4/21/2014 | <1.0 | <5.0 | <1.0 | <3.0 | <1.0 | <5.0 | <1.0 | <1.0 | <1.0 | <5.0 | NA | NA |
| MW-13 | | 7/14/2014 | <1.0 | <5.0 | <1.0 | <3.0 | <1.0 | <5.0 | <1.0 | <1.0 | <1.0 | <5.0 | NA | NA |
| MW-13 | | 10/1/2014 | <1.0 | <5.0 | <1.0 | <3.0 | <1.0 | <5.0 | <1.0 | <1.0 | <1.0 | <5.0 | NA | NA |

ARCADIS

| Well ID | Quality Control Sample | Sample Date | Benzene (µg/L) | Toluene (µg/L) | Ethylbenzene (µg/L) | Xylenes, Total (µg/L) | MTBE (µg/L) | TBA (µg/L) | PCE (µg/L) | TCE (µg/L) | C12DCE (µg/L) | $CCl_2F_2$ (µg/L) | TPH (µg/L) | PAH (µg/L) |
|---|---|---|---|---|---|---|---|---|---|---|---|---|---|---|
| Arizona AWQS (µg/L) | | | 5 | 1,000 | 700 | 10,000 | N/A | N/A | 5 | 5 | 70 | N/A | N/A | N/A |
| MW-13 | | 1/20/2015 | <1.0 | <5.0 | <1.0 | <3.0 | <1.0 | <5.0 | <1.0 | <1.0 | <1.0 | <5.0 | NA | NA |
| MW-13 | | 4/17/2015 | <1.0 | <5.0 | <1.0 | <3.0 | <1.0 | <5.0 | <1.0 | <1.0 | <1.0 | <5.0 | NA | NA |
| MW-13 | | 1/6/2016 | <1.0 | <5.0 | <1.0 | <3.0 | <1.0 | <5.0 | <1.0 | <1.0 | <1.0 | <5.0 | NA | NA |
| MW-13 | | 4/4/2016 | <1.0 | <5.0 | <1.0 | <3.0 | <1.0 | <5.0 | <1.0 | <1.0 | <1.0 | <5.0 | NA | NA |
| MW-13 | | 7/25/2016 | <1.0 | <5.0 | <1.0 | <3.0 | <1.0 | <5.0 | <1.0 | <1.0 | <1.0 | <5.0 | NA | NA |
| MW-13 | | 10/10/2016 | <1.0 | <5.0 | <1.0 | <3.0 | <1.0 | <5.0 | <1.0 | <1.0 | <1.0 | <5.0 | NA | NA |
| MW-13 | | 1/23/2017 | <1.0 | <1.0 | <1.0 | <3.0 | <1.0 | <5.0 | <1.0 | <1.0 | <1.0 | <5.0 | NA | NA |
| MW-13 | | 4/3/2017 | <1.0 | <1.0 | <1.0 | <3.0 | <1.0 | <5.0 | <1.0 | <1.0 | <1.0 | <5.0 | NA | NA |
| MW-13 | | 7/10/2017 | <1.0 | <1.0 | <1.0 | <3.0 | <1.0 | <5.0 | <1.0 | <1.0 | <1.0 | <5.0 | NA | NA |
| MW-13 | | 10/30/2017 | <1.0 | <1.0 | <1.0 | <3.0 | <1.0 | <5.0 | <1.0 | <1.0 | <1.0 | <5.0 | NA | NA |
| MW-13 | | 1/29/2018 | <1.0 | <1.0 | <1.0 | <3.0 | <1.0 | <5.0 | <1.0 | <1.0 | <1.0 | <5.0 | NA | NA |
| MW-13 | | 4/9/2018 | <1.00 | <1.00 | <1.00 | <3.00 | <1.00 | <5.00 | <1.00 | <1.00 | <1.00 | <5.00 | NA | NA |
| MW-13 | | 7/30/2018 | <1.00 | <1.00 | <1.00 | <3.00 | <1.00 | <5.00 | <1.00 | <1.00 | <1.00 | <5.00 | NA | NA |
| MW-13 | | 10/22/2018 | <1.00 | <1.00 | <1.00 | <3.00 | <1.00 | <5.00 | <1.00 | <1.00 | <1.00 | <5.00 | NA | NA |
| MW-13 | | 4/8/2019 | <1.00 | <1.00 | <1.00 | <3.00 | <1.00 | <5.00 | <1.00 | <1.00 | <1.00 | <5.00 | NA | NA |
| MW-13 | | 7/29/2019 | <1.00 | <1.00 | <1.00 | <3.00 | <1.00 | <5.00 | <1.00 | <1.00 | <1.00 | <5.00 | NA | NA |
| MW-13 | | 10/21/2019 | <1.00 | <1.00 | <1.00 | <3.00 | <1.00 | <5.00 | <1.00 | <1.00 | <1.00 | <5.00 | NA | NA |
| MW-13 | | 1/20/2020 | <1.00 | <1.00 | <1.00 | <3.00 | <1.00 | <5.00 | <1.00 | <1.00 | <1.00 | <5.00 | NA | NA |
| MW-13 | | 4/6/2020 | <1.00 | <1.00 | <1.00 | <3.00 | <1.00 | <5.00 | <1.00 | <1.00 | <1.00 | <5.00 | NA | NA |
| MW-13 | | 7/20/2020 | <1.00 | <1.00 | <1.00 | <3.00 | <1.00 | <5.00 | <1.00 | <1.00 | <1.00 | <5.00 | NA | NA |
| MW-13 | | 11/2/2020 | <1.00 | <1.00 | <1.00 | <3.00 | <1.00 | <5.00 | <1.00 | <1.00 | <1.00 | <5.00 | NA | NA |
| MW-13 | | 1/26/2021 | <1.00 | <1.00 | <1.00 | <3.00 | <1.00 | <5.00 | <1.00 | <1.00 | <1.00 | <5.00 | NA | NA |
| MW-13 | | 4/12/2021 | <1.00 | <1.00 | <1.00 | <3.00 | <1.00 | <5.00 | <1.00 | <1.00 | <1.00 | <5.00 | NA | NA |
| MW-13 | | 7/13/2021 | <1.00 | <1.00 | <1.00 | <3.00 | <1.00 | <5.00 | <1.00 | <1.00 | <1.00 | <5.00 | NA | NA |
| MW-13 | | 10/19/2021 | <1.00 | <1.00 | <1.00 | <3.00 | <1.00 | <5.00 | <1.00 | <1.00 | <1.00 | <5.00 | NA | NA |
| MW-13 | | 1/5/2022 | <1.00 | <1.00 | <1.00 | <3.00 | <1.00 | <5.00 | <1.00 | <1.00 | <1.00 | <5.00 | NA | NA |
| MW-13 | | 4/7/2022 | <1.00 | <1.00 | <1.00 | <3.00 | <1.00 | <5.00 | <1.00 | <1.00 | <1.00 | <5.00 | NA | NA |
| MW-13 | | 7/13/2022 | <1.00 | <1.00 | <1.00 | <3.00 | <1.00 | <5.00 | <1.00 | <1.00 | <1.00 | <5.00 | NA | NA |
| MW-13 | | 11/16/2022 | <1.00 | <1.00 | <1.00 | <3.00 | <1.00 | <5.00 | <1.00 | <1.00 | <1.00 | <5.00 | NA | NA |
| MW-13 | | 1/17/2023 | <1.00 | <1.00 | <1.00 | <3.00 | <1.00 | <5.00 | <1.00 | <1.00 | <1.00 | <5.00 | NA | NA |
| MW-13 | | 4/10/2023 | <1.00 | <1.00 | <1.00 | <3.00 | <1.00 | <5.00 | <1.00 | <1.00 | <1.00 | <5.00 | NA | NA |
| MW-13 | | 8/3/2023 | <1.00 | <1.00 | <1.00 | <3.00 | <1.00 | <5.00 | <1.00 | <1.00 | <1.00 | <5.00 | NA | NA |
| MW-13 | | 10/17/2023 | <1.00 | <1.00 | <1.00 | <3.00 | <1.00 | <5.00 | <1.00 | <1.00 | <1.00 | <5.00 | NA | NA |

| Well ID | Quality Control Sample | Sample Date | Benzene (µg/L) | Toluene (µg/L) | Ethylbenzene (µg/L) | Xylenes, Total (µg/L) | MTBE (µg/L) | TBA (µg/L) | PCE (µg/L) | TCE (µg/L) | C12DCE (µg/L) | $CCl_2F_2$ (µg/L) | TPH (µg/L) | PAH (µg/L) |
|---|---|---|---|---|---|---|---|---|---|---|---|---|---|---|
| Arizona AWQS (µg/L) | | | 5 | 1,000 | 700 | 10,000 | N/A | N/A | 5 | 5 | 70 | N/A | N/A | N/A |
| MW-13 | | 2/29/2024 | <1.00 | <1.00 | <1.00 | <3.00 | <1.00 | 6.82 | <1.00 | <1.00 | <1.00 | <5.00 | NA | NA |
| MW-13 | | 5/14/2024 | <1.00 | <1.00 | <1.00 | <3.00 | <1.00 | <5.00 | <1.00 | <1.00 | <1.00 | <5.00 | NA | NA |
| MW-14 | | 11/24/2003 | <0.5 | <0.5 | <0.5 | <1.5 | <0.5 | NA | 4.9 | <0.5 | NA | NA | NA | ND |
| MW-14 | | 12/23/2003 | <0.5 | <0.5 | <0.5 | <1.5 | <0.5 | NA | **6.9** | <0.5 | NA | NA | NA | NA |
| MW-14 | | 1/29/2004 | 0.7 | 8.6 | 3.0 | 16.3 | ND | NA | 3.0 | ND | NA | NA | NA | NA |
| MW-14 | | 2/23/2004 | ND | 1.9 | 0.9 | 3.8 | ND | NA | 2.7 | ND | NA | NA | NA | NA |
| MW-14 | | 3/30/2004 | <1.0 | <1.0 | <1.0 | <2.0 | <1.0 | NA | 4.4 | <1.0 | NA | NA | NA | NA |
| MW-14 | | 4/28/2004 | <1.0 | <1.0 | <1.0 | <2.0 | <1.0 | NA | 3.4 | <1.0 | NA | NA | NA | NA |
| MW-14 | | 5/26/2004 | <1.0 | <1.0 | <1.0 | <2.0 | <1.0 | NA | **9.3** | <1.0 | <1.0 | 3.2 | NA | NA |
| MW-14 | | 6/28/2004 | <1.0 | 12 | <1.0 | <2.0 | <1.0 | NA | **6.6** | <1.0 | <1.0 | 2.9 | NA | NA |
| MW-14 | | 7/29/2004 | <1.0 | 1.9 | <1.0 | <2.0 | <1.0 | NA | 3.9 | <1.0 | <1.0 | 2.6 | NA | NA |
| MW-14 | | 8/24/2004 | <1.0 | <1.0 | <1.0 | <2.0 | <1.0 | NA | 2.4 | <1.0 | <1.0 | 2.1 | NA | NA |
| MW-14 | | 9/28/2004 | <1.0 | <1.0 | <1.0 | <2.0 | <1.0 | NA | 3.2 | <1.0 | <1.0 | 2.3 | NA | NA |
| MW-14 | | 10/26/2004 | <1.0 | <1.0 | <1.0 | <2.0 | <1.0 | NA | 2.6 | <1.0 | <1.0 | 2.4 | NA | NA |
| MW-14 | | 11/29/2004 | <1.0 | <1.0 | <1.0 | <2.0 | <1.0 | NA | 2.3 | <1.0 | <1.0 | 2.0 | NA | NA |
| MW-14 | | 12/29/2004 | <1.0 | <1.0 | <1.0 | <2.0 | <1.0 | NA | 2.3 | <1.0 | <1.0 | 1.9 | NA | NA |
| MW-14 | Duplicate | 12/29/2004 | <1.0 | <1.0 | <1.0 | <2.0 | <1.0 | NA | 2.4 | <1.0 | <1.0 | 1.6 | NA | NA |
| MW-14 | | 2/1/2005 | <1.0 | <1.0 | <1.0 | <2.0 | 1.8 | NA | 1.2 | <1.0 | <1.0 | 1.6 | NA | NA |
| MW-14 | Duplicate | 2/1/2005 | <1.0 | <1.0 | <1.0 | <2.0 | 1.3 | NA | 1.2 | <1.0 | <1.0 | 1.7 | NA | NA |
| MW-14 | | 2/22/2005 | <1.0 | <1.0 | <1.0 | <2.0 | 1.8 | NA | 1.1 | <1.0 | NA | NA | NA | NA |
| MW-14 | | 3/30/2005 | <1.0 | <1.0 | <1.0 | <2.0 | 2.3 | NA | 3.6 | <1.0 | NA | NA | <1.0 | <1.0 |
| MW-14 | | 4/27/2005 | <1.0 | <1.0 | <1.0 | <2.0 | 1.8 | NA | 1.5 | <1.0 | <1.0 | 1.8 | <2.0 | NA |
| MW-14 | | 5/25/2005 | <1.0 | <1.0 | <1.0 | <2.0 | 1.7 | NA | 2.2 | <1.0 | <1.0 | 1.5 | <2.0 | NA |
| MW-14 | | 6/28/2005 | <1.0 | <1.0 | <1.0 | <2.0 | 2.3 | NA | 2.9 | <1.0 | <1.0 | 1.5 | <2.0 | NA |
| MW-14 | | 7/26/2005 | <1.0 | <1.0 | <1.0 | <2.0 | 4.7 | NA | <1.0 | <1.0 | <1.0 | 2.5 | <2.0 | NA |
| MW-14 | | 8/30/2005 | <1.0 | <1.0 | <1.0 | <2.0 | 9.3 | NA | <1.0 | <1.0 | <1.0 | 1.5 | NA | NA |
| MW-14 | | 9/28/2005 | <1.0 | <1.0 | <1.0 | <2.0 | <1.0 | NA | **5.8** | <1.0 | <1.0 | 2.3 | NA | NA |
| MW-14 | | 10/25/2005 | <1.0 | <1.0 | <1.0 | <2.0 | <1.0 | NA | **7.2** | <1.0 | <1.0 | 2.8 | <2.0 | NA |
| MW-14 | | 11/23/2005 | <1.0 | <1.0 | <1.0 | <2.0 | 3.2 | NA | 1.5 | <1.0 | <1.0 | 1.8 | NA | NA |
| MW-14 | | 12/28/2005 | <1.0 | <1.0 | <1.0 | <2.0 | <1.0 | NA | <1.0 | <1.0 | <1.0 | <1.0 | NA | NA |
| MW-14 | | 1/24/2006 | <1.0 | <1.0 | <1.0 | <2.0 | <1.0 | NA | <1.0 | <1.0 | <1.0 | 1.4 | <2.0 | NA |
| MW-14 | | 2/21/2006 | <1.0 | <1.0 | <1.0 | <2.0 | <1.0 | NA | <1.0 | <1.0 | <1.0 | 1.3 | NA | NA |
| MW-14 | | 3/29/2006 | <1.0 | <1.0 | <1.0 | <2.0 | <1.0 | NA | <1.0 | <1.0 | <1.0 | 2.2 | NA | NA |

| Well ID | Quality Control Sample | Sample Date | Benzene (µg/L) | Toluene (µg/L) | Ethylbenzene (µg/L) | Xylenes, Total (µg/L) | MTBE (µg/L) | TBA (µg/L) | PCE (µg/L) | TCE (µg/L) | C12DCE (µg/L) | $CCl_2F_2$ (µg/L) | TPH (µg/L) | PAH (µg/L) |
|---|---|---|---|---|---|---|---|---|---|---|---|---|---|---|
| Arizona AWQS (µg/L) | | | 5 | 1,000 | 700 | 10,000 | N/A | N/A | 5 | 5 | 70 | N/A | N/A | N/A |
| MW-14 | | 4/26/2006 | <1.0 | <1.0 | <1.0 | <2.0 | <1.0 | NA | <1.0 | <1.0 | <1.0 | 1.8 | <2.0 | NA |
| MW-14 | | 5/24/2006 | <1.0 | <1.0 | <1.0 | <2.0 | <1.0 | NA | <1.0 | <1.0 | <1.0 | 1.8 | NA | NA |
| MW-14 | | 6/27/2006 | <1.0 | <1.0 | <1.0 | <2.0 | <1.0 | NA | <1.0 | <1.0 | <1.0 | 1.4 | NA | NA |
| MW-14 | Duplicate | 6/27/2006 | <1.0 | <1.0 | <1.0 | <2.0 | <1.0 | NA | <1.0 | <1.0 | <1.0 | 1.2 | NA | NA |
| MW-14 | | 8/3/2006 | <1.0 | <1.0 | <1.0 | <2.0 | <1.0 | NA | <1.0 | <1.0 | <1.0 | 1.2 | <2.0 | NA |
| MW-14 | | 8/31/2006 | <1.0 | <1.0 | <1.0 | <2.0 | 3.6 | NA | <1.0 | <1.0 | <1.0 | 1.8 | NA | NA |
| MW-14 | | 9/27/2006 | <1.0 | <1.0 | <1.0 | <2.0 | <1.0 | NA | 4.4 | <1.0 | <1.0 | 3.3 | NA | NA |
| MW-14 | | 10/25/2006 | <1.0 | <1.0 | <1.0 | <2.0 | <1.0 | NA | **7.7** | <1.0 | <1.0 | 3.1 | <2.0 | NA |
| MW-14 | | 11/21/2006 | <1.0 | <1.0 | <1.0 | <2.0 | <1.0 | NA | **5.6** | <1.0 | <1.0 | 1.8 | NA | NA |
| MW-14 | | 12/28/2006 | <1.0 | <1.0 | <1.0 | <2.0 | <1.0 | NA | 1.8 | <1.0 | <1.0 | 1.4 | NA | NA |
| MW-14 | | 1/31/2007 | <1.0 | <1.0 | <1.0 | <2.0 | <1.0 | NA | 1.8 | <1.0 | <1.0 | 1.4 | <2.0 | NA |
| MW-14 | | 4/25/2007 | <1.0 | <1.0 | <1.0 | <2.0 | <1.0 | NA | <1.0 | <1.0 | <1.0 | <1.0 | NA | NA |
| MW-14 | | 7/24/2007 | <1.0 | <1.0 | <1.0 | <2.0 | <1.0 | NA | <1.0 | <1.0 | <1.0 | <1.0 | NA | NA |
| MW-14 | Duplicate | 7/24/2007 | <1.0 | <1.0 | <1.0 | <2.0 | <1.0 | NA | <1.0 | <1.0 | <1.0 | <1.0 | NA | NA |
| MW-14 | | 10/23/2007 | **5.8** | <1.0 | <1.0 | 1.4 | <1.0 | NA | **5.7** | <1.0 | <1.0 | 2.1 | NA | NA |
| MW-14 | | 1/30/2008 | 1.1 | <0.5 | <0.5 | <1.5 | 8.0 | NA | 1.2 | <0.5 | <0.5 | 0.7 | <5.0 | NA |
| MW-14 | | 4/23/2008 | <0.5 | <0.5 | <0.5 | <1.5 | <0.5 | NA | <0.5 | <0.5 | <0.5 | <0.5 | NA | NA |
| MW-14 | | 7/29/2008 | <0.5 | <0.5 | <0.5 | <1.5 | <0.5 | NA | <0.5 | <0.5 | <0.5 | <0.5 | NA | NA |
| MW-14 | | 10/14/2008 | **11** | <1.0 | <1.0 | 1.1 | 29 | NA | **6.4** | 1.8 | <1.0 | 1.7 | NA | NA |
| MW-14 | | 1/27/2009 | 1.1 | <1.0 | <1.0 | <2.0 | 2.7 | NA | 1.2 | <1.0 | <1.0 | <1.0 | NA | NA |
| MW-14 | | 4/28/2009 | <1.0 | <1.0 | <1.0 | <2.0 | <1.0 | NA | <1.0 | <1.0 | <1.0 | <1.0 | NA | NA |
| MW-14 | Duplicate | 4/28/2009 | <1.0 | <1.0 | <1.0 | <2.0 | <1.0 | NA | <1.0 | <1.0 | <1.0 | <1.0 | NA | NA |
| MW-14 | | 7/20/2009 | <1.0 | <1.0 | <1.0 | <2.0 | <1.0 | NA | <1.0 | <1.0 | <1.0 | <1.0 | NA | NA |
| MW-14 | | 10/6/2009 | <1.0 | <1.0 | <1.0 | <1.0 | <1.0 | NA | <1.0 | <1.0 | <1.0 | <1.0 | NA | NA |
| MW-14 | | 1/19/2010 | <1.0 | <1.0 | <1.0 | <1.0 | 1.9 | NA | <1.0 | <1.0 | <1.0 | <1.0 | NA | NA |
| MW-14 | | 4/13/2010 | 3.9 | <1.0 | <1.0 | <1.0 | 5.1 | <10 | <1.0 | <1.0 | <1.0 | <1.0 | NA | NA |
| MW-14 | | 7/13/2010 | <1.0 | <5.0 | <1.0 | <3.0 | 1.2 | <50 | <1.0 | <1.0 | <1.0 | <5.0 | NA | NA |
| MW-14 | | 10/20/2010 | **21** | <5.0 | <1.0 | <3.0 | 23 | <50 | 2.6 | <1.0 | <1.0 | <5.0 | NA | NA |
| MW-14 | | 1/12/2011 | 3.4 | <5.0 | <1.0 | <3.0 | 11 | <50 | 3.1 | <1.0 | <1.0 | <5.0 | NA | NA |
| MW-14 | | 4/11/2011 | <1.0 | <5.0 | <1.0 | <3.0 | <1.0 | <50 | <1.0 | <1.0 | <1.0 | <5.0 | NA | NA |
| MW-14 | Duplicate | 4/11/2011 | <1.0 | <5.0 | <1.0 | <3.0 | <1.0 | <50 | <1.0 | <1.0 | <1.0 | <5.0 | NA | NA |
| MW-14 | | 7/13/2011 | 1.1 | <5.0 | <1.0 | <3.0 | 4.8 | <50 | 1.6 | <1.0 | <1.0 | <5.0 | NA | NA |
| MW-14 | | 10/11/2011 | <1.0 | <5.0 | <1.0 | <3.0 | <1.0 | <50 | <1.0 | <1.0 | <1.0 | <5.0 | NA | NA |

| Well ID | Quality Control Sample | Sample Date | Benzene (µg/L) | Toluene (µg/L) | Ethylbenzene (µg/L) | Xylenes, Total (µg/L) | MTBE (µg/L) | TBA (µg/L) | PCE (µg/L) | TCE (µg/L) | C12DCE (µg/L) | $CCl_2F_2$ (µg/L) | TPH (µg/L) | PAH (µg/L) |
|---|---|---|---|---|---|---|---|---|---|---|---|---|---|---|
| Arizona AWQS (µg/L) | | | 5 | 1,000 | 700 | 10,000 | N/A | N/A | 5 | 5 | 70 | N/A | N/A | N/A |
| MW-14 | | 1/19/2012 | **22** | <5.0 | <1.0 | <3.0 | 4.8 | <5.0 | 1.9 | <1.0 | <1.0 | <5.0 | NA | NA |
| MW-14 | | 4/5/2012 | <1.0 | <5.0 | <1.0 | <3.0 | <1.0 | <5.0 | 1.6 | <1.0 | <1.0 | <5.0 | NA | NA |
| MW-14 | | 4/5/2012 | <1.0 | <5.0 | <1.0 | <3.0 | <1.0 | <5.0 | 1.6 | <1.0 | <1.0 | <5.0 | NA | NA |
| MW-14 | | 7/11/2012 | <1.0 | 9.6 | <1.0 | <3.0 | <1.0 | <5.0 | <1.0 | <1.0 | <1.0 | <5.0 | NA | NA |
| MW-14 | | 10/25/2012 | <1.0 | <5.0 | <1.0 | <3.0 | <1.0 | <5.0 | 2.7 | <1.0 | <1.0 | <5.0 | NA | NA |
| MW-14 | | 1/25/2013 | <1.0 | <5.0 | <1.0 | <3.0 | <1.0 | <5.0 | 2.4 | <1.0 | <1.0 | <5.0 | NA | NA |
| MW-14 | | 4/18/2013 | <1.0 | <5.0 | <1.0 | <3.0 | <1.0 | <5.0 | 1.2 | <1.0 | <1.0 | <5.0 | NA | NA |
| MW-14 | | 7/12/2013 | <1.0 | <5.0 | <1.0 | <3.0 | <1.0 | <5.0 | <1.0 | <1.0 | <1.0 | <5.0 | NA | NA |
| MW-14 | | 10/9/2013 | <1.0 | <5.0 | <1.0 | <3.0 | <1.0 | <5.0 | <1.0 | <1.0 | <1.0 | <5.0 | NA | NA |
| MW-14 | | 1/13/2014 | <1.0 | <5.0 | <1.0 | <3.0 | <1.0 | <5.0 | <1.0 | <1.0 | <1.0 | <5.0 | NA | NA |
| MW-14 | | 4/21/2014 | <1.0 | <5.0 | <1.0 | <3.0 | <1.0 | <5.0 | 1.1 | <1.0 | <1.0 | <5.0 | NA | NA |
| MW-14 | | 7/18/2014 | <1.0 | <5.0 | <1.0 | <3.0 | <1.0 | <5.0 | 1.1 | <1.0 | <1.0 | <5.0 | NA | NA |
| MW-14 | | 10/1/2014 | <1.0 | <5.0 | <1.0 | <3.0 | <1.0 | <5.0 | <1.0 | <1.0 | <1.0 | <5.0 | NA | NA |
| MW-14 | | 1/19/2015 | <1.0 | <5.0 | <1.0 | <3.0 | <1.0 | <5.0 | <1.0 | <1.0 | <1.0 | <5.0 | NA | NA |
| MW-14 | | 4/17/2015 | <1.0 | <5.0 | <1.0 | <3.0 | <1.0 | <5.0 | <1.0 | <1.0 | <1.0 | <5.0 | NA | NA |
| MW-14 | | 1/6/2016 | <1.0 | <5.0 | <1.0 | <3.0 | <1.0 | <5.0 | <1.0 | <1.0 | <1.0 | <5.0 | NA | NA |
| MW-14 | | 4/4/2016 | <1.0 | <5.0 | <1.0 | <3.0 | <1.0 | <5.0 | <1.0 | <1.0 | <1.0 | <5.0 | NA | NA |
| MW-14 | | 7/25/2016 | <1.0 | <5.0 | <1.0 | <3.0 | <1.0 | <5.0 | <1.0 | <1.0 | <1.0 | <5.0 | NA | NA |
| MW-14 | | 10/10/2016 | <1.0 | <5.0 | <1.0 | <3.0 | <1.0 | <5.0 | <1.0 | <1.0 | <1.0 | <5.0 | NA | NA |
| MW-14 | | 1/23/2017 | <1.0 | <1.0 | <1.0 | <3.0 | <1.0 | <5.0 | <1.0 | <1.0 | <1.0 | <5.0 | NA | NA |
| MW-14 | | 4/3/2017 | <1.0 | <1.0 | <1.0 | <3.0 | <1.0 | <5.0 | <1.0 | <1.0 | <1.0 | <5.0 | NA | NA |
| MW-14 | | 7/10/2017 | <1.0 | <1.0 | <1.0 | <3.0 | <1.0 | <5.0 | <1.0 | <1.0 | <1.0 | <5.0 | NA | NA |
| MW-14 | | 10/30/2017 | <1.0 | <1.0 | <1.0 | <3.0 | <1.0 | <5.0 | <1.0 | <1.0 | <1.0 | <5.0 | NA | NA |
| MW-14 | | 1/29/2018 | <1.0 | <1.0 | <1.0 | <3.0 | <1.0 | <5.0 | <1.0 | <1.0 | <1.0 | <5.0 | NA | NA |
| MW-14 | | 4/9/2018 | <1.00 | <1.00 | <1.00 | <3.00 | <1.00 | <5.00 | <1.00 | <1.00 | <1.00 | <5.00 | NA | NA |
| MW-14 | | 7/30/2018 | <1.00 | <1.00 | <1.00 | <3.00 | <1.00 | <5.00 | <1.00 | <1.00 | <1.00 | <5.00 | NA | NA |
| MW-14 | | 10/22/2018 | <1.00 | <1.00 | <1.00 | <3.00 | <1.00 | <5.00 | <1.00 | <1.00 | <1.00 | <5.00 | NA | NA |
| MW-14 | | 4/8/2019 | <1.00 | <1.00 | <1.00 | <3.00 | <1.00 | <5.00 | <1.00 | <1.00 | <1.00 | <5.00 | NA | NA |
| MW-14 | | 7/29/2019 | <1.00 | <1.00 | <1.00 | <3.00 | <1.00 | <5.00 | <1.00 | <1.00 | <1.00 | <5.00 | NA | NA |
| MW-14 | | 10/21/2019 | <1.00 | <1.00 | <1.00 | <3.00 | <1.00 | <5.00 | <1.00 | <1.00 | <1.00 | <5.00 | NA | NA |
| MW-14 | | 1/20/2020 | <1.00 | <1.00 | <1.00 | <3.00 | <1.00 | <5.00 | <1.00 | <1.00 | <1.00 | <5.00 | NA | NA |
| MW-14 | | 4/6/2020 | <1.00 | <1.00 | <1.00 | <3.00 | <1.00 | <5.00 | <1.00 | <1.00 | <1.00 | <5.00 | NA | NA |
| MW-14 | | 7/20/2020 | <1.00 | <1.00 | <1.00 | <3.00 | <1.00 | <5.00 | <1.00 | <1.00 | <1.00 | <5.00 | NA | NA |

| Well ID | Quality Control Sample | Sample Date | Benzene (µg/L) | Toluene (µg/L) | Ethylbenzene (µg/L) | Xylenes, Total (µg/L) | MTBE (µg/L) | TBA (µg/L) | PCE (µg/L) | TCE (µg/L) | C12DCE (µg/L) | $CCl_2F_2$ (µg/L) | TPH (µg/L) | PAH (µg/L) |
|---|---|---|---|---|---|---|---|---|---|---|---|---|---|---|
| Arizona AWQS (µg/L) | | | 5 | 1,000 | 700 | 10,000 | N/A | N/A | 5 | 5 | 70 | N/A | N/A | N/A |
| MW-14 | | 11/2/2020 | <1.00 | <1.00 | <1.00 | <3.00 | <1.00 | <5.00 | <1.00 | <1.00 | <1.00 | <5.00 | NA | NA |
| MW-14 | | 1/26/2021 | <1.00 | <1.00 | <1.00 | <3.00 | <1.00 | <5.00 | <1.00 | <1.00 | <1.00 | <5.00 | NA | NA |
| MW-14 | | 4/12/2021 | <1.00 | <1.00 | <1.00 | <3.00 | <1.00 | <5.00 | <1.00 | <1.00 | <1.00 | <5.00 | NA | NA |
| MW-14 | | 7/13/2021 | <1.00 | <1.00 | <1.00 | <3.00 | <1.00 | <5.00 | <1.00 | <1.00 | <1.00 | <5.00 | NA | NA |
| MW-14 | | 10/19/2021 | <1.00 | <1.00 | <1.00 | <3.00 | <1.00 | <5.00 | <1.00 | <1.00 | <1.00 | <5.00 | NA | NA |
| MW-14 | | 1/5/2022 | <1.00 | <1.00 | <1.00 | <3.00 | <1.00 | <5.00 | <1.00 | <1.00 | <1.00 | <5.00 | NA | NA |
| MW-14 | | 4/7/2022 | <1.00 | <1.00 | <1.00 | <3.00 | <1.00 | <5.00 | <1.00 | <1.00 | <1.00 | <5.00 | NA | NA |
| MW-14 | | 7/13/2022 | <1.00 | <1.00 | <1.00 | <3.00 | <1.00 | <5.00 | <1.00 | <1.00 | <1.00 | <5.00 | NA | NA |
| MW-14 | | 11/16/2022 | <1.00 | <1.00 | <1.00 | <3.00 | <1.00 | <5.00 | <1.00 | <1.00 | <1.00 | <5.00 | NA | NA |
| MW-14 | | 1/17/2023 | <1.00 | <1.00 | <1.00 | <3.00 | <1.00 | <5.00 | <1.00 | <1.00 | <1.00 | <5.00 | NA | NA |
| MW-14 | | 4/10/2023 | <1.00 | <1.00 | <1.00 | <3.00 | <1.00 | <5.00 | <1.00 | <1.00 | <1.00 | <5.00 | NA | NA |
| MW-14 | | 8/3/2023 | <1.00 | <1.00 | <1.00 | <3.00 | <1.00 | <5.00 | <1.00 | <1.00 | <1.00 | <5.00 | NA | NA |
| MW-14 | | 10/17/2023 | <1.00 | <1.00 | <1.00 | <3.00 | <1.00 | <5.00 | <1.00 | <1.00 | <1.00 | <5.00 | NA | NA |
| MW-14 | | 2/29/2024 | <1.00 | <1.00 | <1.00 | <3.00 | <1.00 | <5.00 | <1.00 | <1.00 | <1.00 | <5.00 | NA | NA |
| MW-14 | | 5/14/2024 | <1.00 | <1.00 | <1.00 | <3.00 | <1.00 | <5.00 | <1.00 | <1.00 | <1.00 | <5.00 | NA | NA |
| MW-15 | | 1/28/2004 | 1.0 | 12 | 4.3 | 22.2 | ND | NA | ND | ND | NA | NA | NA | NA |
| MW-15 | | 2/24/2004 | ND | ND | ND | ND | ND | NA | ND | ND | NA | NA | NA | NA |
| MW-15 | | 3/30/2004 | <1.0 | <1.0 | <1.0 | <2.0 | <1.0 | NA | <1.0 | <1.0 | NA | NA | NA | NA |
| MW-15 | | 4/26/2004 | <1.0 | <1.0 | <1.0 | <2.0 | <1.0 | NA | <1.0 | <1.0 | NA | NA | NA | NA |
| MW-15 | | 5/24/2004 | <1.0 | <1.0 | <1.0 | <2.0 | <1.0 | NA | <1.0 | <1.0 | <1.0 | <1.0 | NA | NA |
| MW-15 | | 6/29/2004 | <1.0 | 5.1 | <1.0 | <2.0 | <1.0 | NA | <1.0 | <1.0 | <1.0 | <1.0 | NA | NA |
| MW-15 | | 7/28/2004 | <1.0 | 4.6 | <1.0 | <2.0 | <1.0 | NA | <1.0 | <1.0 | <1.0 | <1.0 | NA | NA |
| MW-15 | | 8/24/2004 | <1.0 | <1.0 | <1.0 | <2.0 | <1.0 | NA | <1.0 | <1.0 | <1.0 | <1.0 | NA | NA |
| MW-15 | | 9/28/2004 | <1.0 | <1.0 | <1.0 | <2.0 | <1.0 | NA | <1.0 | <1.0 | <1.0 | <1.0 | NA | NA |
| MW-15 | | 10/26/2004 | <1.0 | <1.0 | <1.0 | <2.0 | <1.0 | NA | <1.0 | <1.0 | <1.0 | <1.0 | NA | NA |
| MW-15 | | 11/30/2004 | <1.0 | <1.0 | <1.0 | <2.0 | <1.0 | NA | <1.0 | <1.0 | <1.0 | <1.0 | NA | NA |
| MW-15 | | 12/28/2004 | <1.0 | <1.0 | <1.0 | <2.0 | <1.0 | NA | <1.0 | <1.0 | <1.0 | <1.0 | NA | NA |
| MW-15 | | 2/1/2005 | <1.0 | <1.0 | <1.0 | <2.0 | <1.0 | NA | <1.0 | <1.0 | <1.0 | <1.0 | NA | NA |
| MW-15 | | 2/22/2005 | <1.0 | <1.0 | <1.0 | <2.0 | <1.0 | NA | <1.0 | <1.0 | <1.0 | <1.0 | NA | NA |
| MW-15 | | 3/29/2005 | <1.0 | <1.0 | <1.0 | <2.0 | <1.0 | NA | <1.0 | <1.0 | <1.0 | <1.0 | <1.0 | <1.0 |
| MW-15 | | 4/26/2005 | <1.0 | <1.0 | <1.0 | <2.0 | <1.0 | NA | <1.0 | <1.0 | <1.0 | <1.0 | <2.0 | NA |
| MW-15 | | 5/23/2005 | <1.0 | <1.0 | <1.0 | <2.0 | <1.0 | NA | <1.0 | <1.0 | <1.0 | <1.0 | NA | NA |
| MW-15 | | 6/27/2005 | <1.0 | <1.0 | <1.0 | <2.0 | <1.0 | NA | <1.0 | <1.0 | <1.0 | <1.0 | NA | NA |

| Well ID | Quality Control Sample | Sample Date | Benzene (µg/L) | Toluene (µg/L) | Ethylbenzene (µg/L) | Xylenes, Total (µg/L) | MTBE (µg/L) | TBA (µg/L) | PCE (µg/L) | TCE (µg/L) | C12DCE (µg/L) | $CCl_2F_2$ (µg/L) | TPH (µg/L) | PAH (µg/L) |
|---|---|---|---|---|---|---|---|---|---|---|---|---|---|---|
| Arizona AWQS (µg/L) | | | 5 | 1,000 | 700 | 10,000 | N/A | N/A | 5 | 5 | 70 | N/A | N/A | N/A |
| MW-15 | | 7/25/2005 | <1.0 | <1.0 | <1.0 | <2.0 | <1.0 | NA | <1.0 | <1.0 | <1.0 | <1.0 | <2.0 | NA |
| MW-15 | | 8/29/2005 | <1.0 | <1.0 | <1.0 | <2.0 | <1.0 | NA | <1.0 | <1.0 | <1.0 | <1.0 | NA | NA |
| MW-15 | | 9/27/2005 | <1.0 | <1.0 | <1.0 | <2.0 | <1.0 | NA | <1.0 | <1.0 | <1.0 | <1.0 | NA | NA |
| MW-15 | | 10/24/2005 | <1.0 | <1.0 | <1.0 | <2.0 | <1.0 | NA | <1.0 | <1.0 | <1.0 | <1.0 | <2.0 | <1.0 |
| MW-15 | | 11/22/2005 | <1.0 | <1.0 | <1.0 | <2.0 | <1.0 | NA | <1.0 | <1.0 | <1.0 | <1.0 | NA | NA |
| MW-15 | | 12/27/2005 | <1.0 | <1.0 | <1.0 | <2.0 | <1.0 | NA | <1.0 | <1.0 | <1.0 | <1.0 | NA | NA |
| MW-15 | | 1/23/2006 | <1.0 | <1.0 | <1.0 | <2.0 | <1.0 | NA | <1.0 | <1.0 | <1.0 | <1.0 | <2.0 | <1.0 |
| MW-15 | | 2/20/2006 | <1.0 | <1.0 | <1.0 | <2.0 | <1.0 | NA | <1.0 | <1.0 | <1.0 | <1.0 | NA | NA |
| MW-15 | | 3/28/2006 | <1.0 | <1.0 | <1.0 | <2.0 | <1.0 | NA | <1.0 | <1.0 | <1.0 | <1.0 | NA | NA |
| MW-15 | | 4/25/2006 | <1.0 | <1.0 | <1.0 | <2.0 | <1.0 | NA | <1.0 | <1.0 | <1.0 | <1.0 | <2.0 | <1.0 |
| MW-15 | | 5/23/2006 | <1.0 | <1.0 | <1.0 | <2.0 | <1.0 | NA | <1.0 | <1.0 | <1.0 | <1.0 | NA | NA |
| MW-15 | | 6/27/2006 | <1.0 | <1.0 | <1.0 | <2.0 | <1.0 | NA | <1.0 | <1.0 | <1.0 | <1.0 | NA | NA |
| MW-15 | | 8/1/2006 | <1.0 | <1.0 | <1.0 | <2.0 | <1.0 | NA | <1.0 | <1.0 | <1.0 | <1.0 | <2.0 | <1.0 |
| MW-15 | | 8/29/2006 | <1.0 | <1.0 | <1.0 | <2.0 | <1.0 | NA | <1.0 | <1.0 | <1.0 | <1.0 | NA | NA |
| MW-15 | | 9/26/2006 | <1.0 | <1.0 | <1.0 | <2.0 | <1.0 | NA | <1.0 | <1.0 | <1.0 | <1.0 | NA | NA |
| MW-15 | | 10/24/2006 | <1.0 | <1.0 | <1.0 | <2.0 | <1.0 | NA | <1.0 | <1.0 | <1.0 | <1.0 | <2.0 | NA |
| MW-15 | | 11/20/2006 | <1.0 | <1.0 | <1.0 | <2.0 | <1.0 | NA | <1.0 | <1.0 | <1.0 | <1.0 | NA | NA |
| MW-15 | | 12/27/2006 | <1.0 | <1.0 | <1.0 | <2.0 | <1.0 | NA | <1.0 | <1.0 | <1.0 | <1.0 | NA | NA |
| MW-15 | | 1/29/2007 | <1.0 | <1.0 | <1.0 | <2.0 | <1.0 | NA | <1.0 | <1.0 | <1.0 | <1.0 | <2.0 | NA |
| MW-15 | | 4/24/2007 | <1.0 | <1.0 | <1.0 | <2.0 | <1.0 | NA | <1.0 | <1.0 | <1.0 | <1.0 | NA | NA |
| MW-15 | | 7/24/2007 | <1.0 | <1.0 | <1.0 | <2.0 | <1.0 | NA | <1.0 | <1.0 | <1.0 | <1.0 | NA | NA |
| MW-15 | | 10/22/2007 | <1.0 | <1.0 | <1.0 | <2.0 | <1.0 | NA | <1.0 | <1.0 | <1.0 | <1.0 | NA | NA |
| MW-15 | | 1/28/2008 | <0.5 | <0.5 | <0.5 | <1.5 | <0.5 | NA | <0.5 | <0.5 | <0.5 | <0.5 | <5.0 | NA |
| MW-15 | | 4/22/2008 | <0.5 | <0.5 | <0.5 | <1.5 | <0.5 | NA | <0.5 | <0.5 | <0.5 | <0.5 | NA | NA |
| MW-15 | | 7/28/2008 | <0.5 | <0.5 | <0.5 | <1.5 | <0.5 | NA | <0.5 | <0.5 | <0.5 | <0.5 | NA | NA |
| MW-15 | | 10/13/2008 | <1.0 | <1.0 | <1.0 | <1.0 | <1.0 | NA | <1.0 | <1.0 | <1.0 | <1.0 | NA | NA |
| MW-15 | | 1/26/2009 | <1.0 | 1.3 | <1.0 | <2.0 | <1.0 | NA | <1.0 | <1.0 | <1.0 | <1.0 | NA | NA |
| MW-15 | | 4/27/2009 | <1.0 | 1.3 | <1.0 | 1.4 | <1.0 | NA | <1.0 | <1.0 | <1.0 | <1.0 | NA | NA |
| MW-15 | | 7/21/2009 | <1.0 | <1.0 | <1.0 | <2.0 | <1.0 | NA | <1.0 | <1.0 | <1.0 | <1.0 | NA | NA |
| MW-15 | | 10/6/2009 | <1.0 | <1.0 | <1.0 | <1.0 | <1.0 | NA | <1.0 | <1.0 | <1.0 | <1.0 | NA | NA |
| MW-15 | | 1/19/2010 | <1.0 | <1.0 | <1.0 | <1.0 | <1.0 | NA | <1.0 | <1.0 | <1.0 | <1.0 | NA | NA |
| MW-15 | | 4/12/2010 | <1.0 | <1.0 | <1.0 | <1.0 | <1.0 | <10 | <1.0 | <1.0 | <1.0 | <1.0 | NA | NA |
| MW-15 | | 7/12/2010 | <1.0 | <5.0 | <1.0 | <3.0 | <1.0 | <50 | <1.0 | <1.0 | <1.0 | <5.0 | NA | NA |

| Well ID | Quality Control Sample | Sample Date | Benzene (µg/L) | Toluene (µg/L) | Ethylbenzene (µg/L) | Xylenes, Total (µg/L) | MTBE (µg/L) | TBA (µg/L) | PCE (µg/L) | TCE (µg/L) | C12DCE (µg/L) | $CCl_2F_2$ (µg/L) | TPH (µg/L) | PAH (µg/L) |
|---|---|---|---|---|---|---|---|---|---|---|---|---|---|---|
| Arizona AWQS (µg/L) | | | 5 | 1,000 | 700 | 10,000 | N/A | N/A | 5 | 5 | 70 | N/A | N/A | N/A |
| MW-15 | | 10/18/2010 | <1.0 | <5.0 | <1.0 | <3.0 | <1.0 | <50 | <1.0 | <1.0 | <1.0 | <5.0 | NA | NA |
| MW-15 | | 1/11/2011 | <1.0 | <5.0 | <1.0 | <3.0 | <1.0 | <50 | <1.0 | <1.0 | <1.0 | <5.0 | NA | NA |
| MW-15 | | 4/11/2011 | <1.0 | <5.0 | <1.0 | <3.0 | <1.0 | <50 | <1.0 | <1.0 | <1.0 | <5.0 | NA | NA |
| MW-15 | | 7/12/2011 | <1.0 | <5.0 | <1.0 | <3.0 | <1.0 | <50 | <1.0 | <1.0 | <1.0 | <5.0 | NA | NA |
| MW-15 | | 10/10/2011 | <1.0 | <5.0 | <1.0 | <3.0 | <1.0 | <50 | <1.0 | <1.0 | <1.0 | <5.0 | NA | NA |
| MW-15 | | 1/16/2012 | <1.0 | <5.0 | <1.0 | <3.0 | <1.0 | <5.0 | <1.0 | <1.0 | <1.0 | <5.0 | NA | NA |
| MW-15 | | 4/2/2012 | <1.0 | <5.0 | <1.0 | <3.0 | <1.0 | <5.0 | <1.0 | <1.0 | <1.0 | <5.0 | NA | NA |
| MW-15 | | 4/2/2012 | <1.0 | <5.0 | <1.0 | <3.0 | <1.0 | <5.0 | <1.0 | <1.0 | <1.0 | <5.0 | NA | NA |
| MW-15 | | 7/9/2012 | <1.0 | 11 | <1.0 | <3.0 | <1.0 | <5.0 | <1.0 | <1.0 | <1.0 | <5.0 | NA | NA |
| MW-15 | | 10/22/2012 | <1.0 | <5.0 | <1.0 | <3.0 | <1.0 | <5.0 | <1.0 | <1.0 | <1.0 | <5.0 | NA | NA |
| MW-15 | | 1/21/2013 | <1.0 | <5.0 | <1.0 | <3.0 | <1.0 | <5.0 | <1.0 | <1.0 | <1.0 | <5.0 | NA | NA |
| MW-15 | | 4/15/2013 | <1.0 | <5.0 | <1.0 | <3.0 | <1.0 | <5.0 | <1.0 | <1.0 | <1.0 | <5.0 | NA | NA |
| MW-15 | | 7/8/2013 | <1.0 | <5.0 | <1.0 | <3.0 | <1.0 | <5.0 | <1.0 | <1.0 | <1.0 | <5.0 | NA | NA |
| MW-15 | | 10/7/2013 | <1.0 | <5.0 | <1.0 | <3.0 | <1.0 | <5.0 | <1.0 | <1.0 | <1.0 | <5.0 | NA | NA |
| MW-15 | | 1/13/2014 | <1.0 | <5.0 | <1.0 | <3.0 | <1.0 | <5.0 | <1.0 | <1.0 | <1.0 | <5.0 | NA | NA |
| MW-15 | | 4/21/2014 | <1.0 | <5.0 | <1.0 | <3.0 | <1.0 | <5.0 | <1.0 | <1.0 | <1.0 | <5.0 | NA | NA |
| MW-15 | | 7/14/2014 | <1.0 | <5.0 | <1.0 | <3.0 | <1.0 | <5.0 | <1.0 | <1.0 | <1.0 | <5.0 | NA | NA |
| MW-16 | | 11/24/2003 | <0.5 | <0.5 | <0.5 | <1.5 | <0.5 | NA | 2.8 | <0.5 | NA | NA | NA | ND |
| MW-16 | Duplicate | 11/24/2003 | <0.5 | <0.5 | <0.5 | <1.5 | <0.5 | NA | 2.8 | <0.5 | NA | NA | NA | ND |
| MW-16 | | 12/23/2003 | <0.5 | <0.5 | <0.5 | <1.5 | <0.5 | NA | 3.3 | <0.5 | NA | NA | NA | NA |
| MW-16 | | 1/29/2004 | ND | 5.1 | 1.9 | 10.1 | ND | NA | 2.8 | ND | NA | NA | NA | NA |
| MW-16 | | 2/24/2004 | ND | 0.7 | ND | 0.7 | ND | NA | 2.8 | ND | NA | NA | NA | NA |
| MW-16 | Duplicate | 2/24/2004 | ND | ND | ND | ND | ND | NA | 3.0 | ND | NA | NA | NA | NA |
| MW-16 | | 3/31/2004 | <1.0 | <1.0 | <1.0 | <2.0 | <1.0 | NA | <1.0 | <1.0 | NA | NA | NA | NA |
| MW-16 | | 4/27/2004 | <1.0 | <1.0 | <1.0 | <2.0 | <1.0 | NA | 2.7 | <1.0 | NA | NA | NA | NA |
| MW-16 | | 5/25/2004 | <1.0 | <1.0 | <1.0 | <2.0 | <1.0 | NA | 4.1 | <1.0 | <1.0 | 2.3 | NA | NA |
| MW-16 | | 6/30/2004 | <1.0 | 4.3 | <1.0 | <2.0 | <1.0 | NA | **5.0** | <1.0 | <1.0 | 2.7 | NA | NA |
| MW-16 | | 7/30/2004 | <1.0 | 2.2 | <1.0 | <2.0 | 1.6 | NA | **5.1** | <1.0 | <1.0 | 2.6 | NA | NA |
| MW-16 | | 8/25/2004 | <1.0 | <1.0 | <1.0 | <2.0 | 1.5 | NA | **5.3** | <1.0 | <1.0 | 2.3 | NA | NA |
| MW-16 | | 9/28/2004 | <1.0 | <1.0 | <1.0 | <2.0 | 6.5 | NA | **6.6** | <1.0 | <1.0 | 2.7 | NA | NA |
| MW-16 | | 10/26/2004 | <1.0 | <1.0 | <1.0 | <2.0 | 21 | NA | **6.2** | <1.0 | <1.0 | 2.8 | NA | NA |
| MW-16 | | 11/30/2004 | <1.0 | <1.0 | <1.0 | <2.0 | 79 | NA | **6.3** | <1.0 | <1.0 | 2.6 | NA | NA |
| MW-16 | Duplicate | 11/30/2004 | <1.0 | <1.0 | <1.0 | <2.0 | 88 | NA | **6.2** | <1.0 | <1.0 | 2.5 | NA | NA |

| Well ID | Quality Control Sample | Sample Date | Benzene (µg/L) | Toluene (µg/L) | Ethylbenzene (µg/L) | Xylenes, Total (µg/L) | MTBE (µg/L) | TBA (µg/L) | PCE (µg/L) | TCE (µg/L) | C12DCE (µg/L) | $CCl_2F_2$ (µg/L) | TPH (µg/L) | PAH (µg/L) |
|---|---|---|---|---|---|---|---|---|---|---|---|---|---|---|
| Arizona AWQS (µg/L) | | | 5 | 1,000 | 700 | 10,000 | N/A | N/A | 5 | 5 | 70 | N/A | N/A | N/A |
| MW-16 | | 12/29/2004 | <1.0 | <1.0 | <1.0 | <2.0 | 390 | NA | **5.5** | <1.0 | <1.0 | 2.2 | NA | NA |
| MW-16 | | 2/1/2005 | <1.0 | <1.0 | <1.0 | <2.0 | 470 | NA | 3.8 | <1.0 | <1.0 | 2.0 | NA | NA |
| MW-16 | | 2/23/2005 | <1.0 | <1.0 | <1.0 | <2.0 | 1,100 | NA | 4.4 | <1.0 | <1.0 | NA | NA | NA |
| MW-16 | | 3/31/2005 | <2.0 | <2.0 | <2.0 | <2.0 | 1,200 | NA | 4.6 | <2.0 | NA | NA | <2.0 | <1.0 |
| MW-16 | | 4/27/2005 | <1.0 | <1.0 | <1.0 | <2.0 | 2,000 | NA | 4.5 | <1.0 | <1.0 | 2.0 | <2.0 | NA |
| MW-16 | | 5/25/2005 | **15** | <5.0 | <5.0 | <10 | 2,600 | NA | **6.0** | <5.0 | <5.0 | <5.0 | NA | NA |
| MW-16 | | 6/29/2005 | **170** | <5.0 | <5.0 | 18 | 5,800 | NA | **5.2** | <1.0 | <1.0 | <5.0 | NA | NA |
| MW-16 | | 7/27/2005 | **320** | <10 | <10 | 35 | 7,200 | NA | <1.0 | <10 | <1.0 | 2.0 | <2.0 | NA |
| MW-16 | | 8/31/2005 | **1,400** | <1.0 | <1.0 | 164 | 14,000 | NA | <1.0 | <1.0 | <1.0 | 2.0 | NA | NA |
| MW-16 | | 9/29/2005 | **260** | 24 | 5.3 | 74 | 7,700 | NA | **8.4** | <1.0 | <1.0 | 1.6 | NA | NA |
| MW-16 | | 10/26/2005 | **410** | 2.6 | <1.0 | 29.5 | 8,400 | NA | **7.6** | <1.0 | <1.0 | 1.7 | 0.206 | NA |
| MW-16 | | 11/28/2005 | **640** | 5.3 | <1.0 | 48 | 10,000 | NA | **5.4** | <1.0 | <1.0 | 1.6 | NA | NA |
| MW-16 | | 12/29/2005 | **480** | <20 | <20 | 20 | 20,000 | NA | <20 | <40 | <20 | <20 | NA | NA |
| MW-16 | | 1/25/2006 | **1,700** | <100 | <100 | <200 | 31,000 | NA | <100 | <100 | <100 | <100 | NA | NA |
| MW-16 | | 2/22/2006 | **2,200** | <50 | <50 | <100 | 33,000 | NA | <50 | <50 | <50 | <50 | NA | NA |
| MW-16 | | 3/30/2006 | **2,300** | 54 | <10 | 264 | 36,000 | NA | <10 | <10 | <20 | <20 | NA | NA |
| MW-16 | | 4/27/2006 | **3,700** | 82 | <20 | 340 | 53,000 | NA | <20 | <20 | <20 | <20 | NA | NA |
| MW-16 | | 5/25/2006 | **6,400** | 180 | <100 | 650 | 33,000 | NA | <100 | <100 | <100 | <100 | NA | NA |
| MW-16 | | 6/29/2006 | **4,200** | <500 | <500 | <1,000 | 80,000 | NA | <500 | <500 | <500 | <500 | NA | NA |
| MW-16 | | 8/3/2006 | **4,900** | <500 | <500 | <1,000 | 87,000 | NA | <500 | <500 | <500 | <500 | <2.0 | NA |
| MW-16 | | 8/31/2006 | **5,100** | <500 | <500 | <1,000 | 91,000 | NA | <500 | <500 | <500 | <500 | NA | NA |
| MW-16 | | 9/28/2006 | **4,200** | <500 | <500 | <1,000 | 79,000 | NA | <500 | <500 | <500 | <500 | NA | NA |
| MW-16 | | 10/26/2006 | **3,800** | <500 | <500 | <1,000 | 74,000 | NA | <500 | <500 | <500 | <500 | <2.0 | NA |
| MW-16 | | 11/22/2006 | **3,900** | <500 | <500 | <1,000 | 76,000 | NA | <500 | <500 | <500 | <500 | NA | NA |
| MW-16 | | 12/29/2006 | **5,300** | <500 | <500 | <1,000 | 95,000 | NA | <500 | <500 | <500 | <500 | NA | NA |
| MW-16 | | 1/31/2007 | **6,100** | <500 | <500 | <1,000 | 100,000 | NA | <500 | <500 | <500 | <500 | <2.0 | NA |
| MW-16 | | 4/26/2007 | **6,700** | <500 | <500 | <1,000 | 120,000 | NA | <500 | <500 | <500 | <500 | NA | NA |
| MW-16 | | 7/26/2007 | **8,400** | <500 | <500 | <1,000 | 140,000 | NA | <500 | <500 | <500 | <500 | NA | NA |
| MW-16 | | 10/25/2007 | **7,800** | 45 | 6.8 | 47 | 120,000 | NA | 3.6 | 1.7 | <1.0 | <1.0 | NA | NA |
| MW-16 | | 1/31/2008 | **9,000** | 28 | 6.5 | 32 | 180,000 | NA | <5.0 | <5.0 | <5.0 | <5.0 | <5.0 | NA |
| MW-16 | | 4/24/2008 | **8,900** | 18 | 4.0 | 17.2 | 210,000 | NA | <2.5 | <2.5 | <2.5 | <2.5 | NA | NA |
| MW-16 | | 8/1/2008 | **9,000** | 80 | <50 | <150 | 160,000 | NA | <50 | <50 | <50 | <50 | NA | NA |
| MW-16 | | 10/16/2008 | **3,700** | 140 | <25 | 73 | 47,000 | NA | <50 | <50 | <50 | <50 | NA | NA |

| Well ID | Quality Control Sample | Sample Date | Benzene (µg/L) | Toluene (µg/L) | Ethylbenzene (µg/L) | Xylenes, Total (µg/L) | MTBE (µg/L) | TBA (µg/L) | PCE (µg/L) | TCE (µg/L) | C12DCE (µg/L) | $CCl_2F_2$ (µg/L) | TPH (µg/L) | PAH (µg/L) |
|---|---|---|---|---|---|---|---|---|---|---|---|---|---|---|
| Arizona AWQS (µg/L) | | | 5 | 1,000 | 700 | 10,000 | N/A | N/A | 5 | 5 | 70 | N/A | N/A | N/A |
| MW-16 | | 1/29/2009 | **4,400** | <100 | <100 | <200 | 100,000 | NA | <200 | <200 | <200 | <200 | NA | NA |
| MW-16 | | 4/30/2009 | **2,600** | <100 | <100 | <200 | 100,000 | NA | <200 | <200 | <200 | <200 | NA | NA |
| MW-16 | | 7/23/2009 | **4,200** | <100 | <100 | <200 | 91,000 | NA | <200 | <200 | <200 | <200 | NA | NA |
| MW-16 | | 10/8/2009 | **2,600** | <250 | <250 | <250 | 71,000 | NA | <500 | <500 | <500 | <500 | NA | NA |
| MW-16 | | 1/22/2010 | **2,600** | <50 | <50 | <50 | 80,000 | NA | <100 | <100 | <100 | <100 | NA | NA |
| MW-16 | | 4/15/2010 | **2,700** | <250 | <250 | <250 | 85,000 | 8,000 | <500 | <500 | <500 | <500 | NA | NA |
| MW-16 | | 7/14/2010 | **1,300** | <500 | <100 | <300 | 64,000 | <5,000 | <100 | <100 | <100 | <500 | NA | NA |
| MW-16 | Duplicate | 7/14/2010 | **1,500** | <250 | <50 | <150 | 72,000 | <2,500 | <50 | <50 | <50 | <250 | NA | NA |
| MW-16 | | 10/21/2010 | **1,300** | <100 | <20 | <60 | 46,000 | <25,000 | <20 | <20 | <20 | <100 | NA | NA |
| MW-16 | | 1/14/2011 | **1,700** | <2,500 | <500 | <1,500 | 37,000 | <25,000 | <500 | <500 | <500 | <2,500 | NA | NA |
| MW-16 | | 4/14/2011 | **760** | <250 | <50 | <150 | 45,000 | 4,800 | <50 | <50 | <50 | <250 | NA | NA |
| MW-16 | | 7/15/2011 | **840** | <1,200 | <250 | <750 | 66,000 | <12,000 | <250 | <250 | <250 | <1,200 | NA | NA |
| MW-16 | Duplicate | 7/15/2011 | **850** | <1,200 | <250 | <750 | 60,000 | <12,000 | <250 | <250 | <250 | <1,200 | NA | NA |
| MW-16 | | 10/13/2011 | **870** | <500 | <100 | <300 | 57,000 | 23,000 | <100 | <100 | <100 | <500 | NA | NA |
| MW-16 | | 1/20/2012 | **1,600** | <120 | 25 | <75 | 37,000 | 6,000 | <25 | <25 | <25 | <120 | NA | NA |
| MW-16 | | 4/5/2012 | **2,000** | 66 | 28 | 38 | 50,000 | 16,000 | <1.0 | <1.0 | <1.0 | <5.0 | NA | NA |
| MW-16 | | 4/5/2012 | **2,000** | 66 | 28 | 38 | 50,000 | 16,000 | <1.0 | <1.0 | <1.0 | <5.0 | NA | NA |
| MW-16 | | 7/13/2012 | **150** | <100 | <20 | <60 | 6,200 | 1,900 | <20 | <20 | <20 | <100 | NA | NA |
| MW-16 | | 10/29/2012 | **1,700** | <250 | 94 | <150 | 34,000 | 9,200 | <50 | <50 | <50 | <250 | NA | NA |
| MW-16 | | 1/29/2013 | **1,600** | 140 | 110 | <60 | 32,000 | 9,800 | <20 | <20 | <20 | <100 | NA | NA |
| MW-16 | | 4/22/2013 | <1.0 | <5.0 | <1.0 | <3.0 | 610 | 930 | 3.2 | <1.0 | <1.0 | <5.0 | NA | NA |
| MW-16 | | 7/12/2013 | **2,300** | <250 | 96 | <150 | 28,000 | 12,000 | <50 | <50 | <50 | <250 | NA | NA |
| MW-16 | | 10/10/2013 | **700** | <1,200 | <250 | <750 | 4,900 | 7,500 | <250 | <250 | <250 | <1,200 | NA | NA |
| MW-16 | | 1/20/2014 | <200 | <1,000 | <200 | <600 | 1,300 | 5,700 | <200 | <200 | <200 | <1,000 | NA | NA |
| MW-16 | | 4/25/2014 | **940** | <1,000 | <200 | <600 | 4,200 | 7,700 | <200 | <200 | <200 | <1,000 | NA | NA |
| MW-16 | | 7/22/2014 | **1,600** | <1,000 | <200 | <600 | 5,200 | 8,900 | <200 | <200 | <200 | <1,000 | NA | NA |
| MW-16 | | 10/7/2014 | **1,100** | <1,000 | <200 | <600 | 3,400 | 6,500 | <200 | <200 | <200 | <1,000 | NA | NA |
| MW-16 | | 1/26/2015 | **280** | <25 | <5.0 | <15 | 630 | 4,800 | <5.0 | <5.0 | <5.0 | <25 | NA | NA |
| MW-16 | Duplicate | 1/26/2015 | **210** | <5.0 | 1.3 | <3.0 | 480 | 3,400 | <1.0 | <1.0 | <1.0 | <5.0 | NA | NA |
| MW-16 | | 4/23/2015 | **41** | <5.0 | <1.0 | <3.0 | 160 | 730 | <1.0 | <1.0 | <1.0 | <5.0 | NA | NA |
| MW-16 | Duplicate | 4/23/2015 | **60** | <5.0 | <1.0 | <3.0 | 140 | 750 | <1.0 | <1.0 | <1.0 | <5.0 | NA | NA |
| MW-16 | | 1/12/2016 | <1.0 | <5.0 | <1.0 | <3.0 | 19.6 | 224 | <1.0 | <1.0 | <1.0 | <5.0 | NA | NA |
| MW-16 | Duplicate | 1/12/2016 | <1.0 | <5.0 | <1.0 | <3.0 | 18.3 | 225 | <1.0 | <1.0 | <1.0 | <5.0 | NA | NA |

| Well ID | Quality Control Sample | Sample Date | Benzene (µg/L) | Toluene (µg/L) | Ethylbenzene (µg/L) | Xylenes, Total (µg/L) | MTBE (µg/L) | TBA (µg/L) | PCE (µg/L) | TCE (µg/L) | C12DCE (µg/L) | $CCl_2F_2$ (µg/L) | TPH (µg/L) | PAH (µg/L) |
|---|---|---|---|---|---|---|---|---|---|---|---|---|---|---|
| Arizona AWQS (µg/L) | | | 5 | 1,000 | 700 | 10,000 | N/A | N/A | 5 | 5 | 70 | N/A | N/A | N/A |
| MW-16 | | 4/6/2016 | <1.0 | <5.0 | <1.0 | <3.0 | 22.7 | 259 | <1.0 | <1.0 | <1.0 | <5.0 | NA | NA |
| MW-16 | | 7/29/2016 | <1.0 | <5.0 | <1.0 | <3.0 | 20.5 | 145 | <1.0 | <1.0 | <1.0 | <5.0 | NA | NA |
| MW-16 | Duplicate | 7/29/2016 | <1.0 | <5.0 | <1.0 | <3.0 | 19.4 | 128 | <1.0 | <1.0 | <1.0 | <5.0 | NA | NA |
| MW-16 | | 10/13/2016 | <1.0 | <5.0 | <1.0 | <3.0 | 4.72 | 41.8 | <1.0 | <1.0 | <1.0 | <5.0 | NA | NA |
| MW-16 | | 1/27/2017 | <1.0 | <1.0 | <1.0 | <3.0 | 1.84 | 33.1 | <1.0 | <1.0 | <1.0 | <5.0 | NA | NA |
| MW-16 | | 4/6/2017 | <1.0 | <1.0 | <1.0 | <3.0 | <1.0 | <5.0 | <1.0 | <1.0 | <1.0 | <5.0 | NA | NA |
| MW-16 | Duplicate | 4/6/2017 | <1.0 | <1.0 | <1.0 | <3.0 | 2.33 | 23.2 | <1.0 | <1.0 | <1.0 | <5.0 | NA | NA |
| MW-16 | | 7/13/2017 | <1.0 | <1.0 | <1.0 | <3.0 | 1.34 | <5.0 | <1.0 | <1.0 | <1.0 | <5.0 | NA | NA |
| MW-16 | Duplicate | 7/13/2017 | <1.0 | <1.0 | <1.0 | <3.0 | 1.99 | <5.0 | <1.0 | <1.0 | <1.0 | <5.0 | NA | NA |
| MW-16 | | 11/2/2017 | <1.0 | <1.0 | <1.0 | <3.0 | 2.78 | 29.7 | <1.0 | <1.0 | <1.0 | <5.0 | NA | NA |
| MW-16 | Duplicate | 11/2/2017 | <1.0 | <1.0 | <1.0 | <3.0 | 3.20 | 38.1 | <1.0 | <1.0 | <1.0 | <5.0 | NA | NA |
| MW-16 | | 2/1/2018 | <1.0 | <1.0 | <1.0 | <3.0 | 4.98 | 26.3 | <1.0 | <1.0 | <1.0 | <5.0 | NA | NA |
| MW-16 | | 4/11/2018 | <1.00 | <1.00 | <1.00 | <3.00 | 3.22 | 9.04 | <1.00 | <1.00 | <1.00 | <5.00 | NA | NA |
| MW-16 | Duplicate | 4/11/2018 | <1.00 | <1.00 | <1.00 | <3.00 | 5.56 | 16.3 | <1.00 | <1.00 | <1.00 | <5.00 | NA | NA |
| MW-16 | | 8/3/2018 | <1.00 | <1.00 | <1.00 | <3.00 | 2.14 | 7.18 | <1.00 | <1.00 | <1.00 | <5.00 | NA | NA |
| MW-16 | Duplicate | 8/3/2018 | <1.00 | <1.00 | <1.00 | <3.00 | <1.00 | <5.00 | <1.00 | <1.00 | <1.00 | <5.00 | NA | NA |
| MW-16 | | 10/25/2018 | <1.00 | <1.00 | <1.00 | <3.00 | 8.95 | 38.2 | <1.00 | <1.00 | <1.00 | <5.00 | NA | NA |
| MW-16 | Duplicate | 10/25/2018 | <1.00 | <1.00 | <1.00 | <3.00 | 9.13 | 39.1 | <1.00 | <1.00 | <1.00 | <5.00 | NA | NA |
| MW-16 | | 4/10/2019 | <1.00 | <1.00 | <1.00 | <3.00 | <1.00 | <5.00 | <1.00 | <1.00 | <1.00 | <5.00 | NA | NA |
| MW-16 | | 7/31/2019 | <1.00 | <1.00 | <1.00 | <3.00 | <1.00 | 8.20 | <1.00 | <1.00 | <1.00 | <5.00 | NA | NA |
| MW-16 | | 10/23/2019 | <1.00 | <1.00 | <1.00 | <3.00 | <1.00 | <5.00 | <1.00 | <1.00 | <1.00 | <5.00 | NA | NA |
| MW-16 | | 1/22/2020 | <1.00 | <1.00 | <1.00 | <3.00 | <1.00 | <5.00 | <1.00 | <1.00 | <1.00 | <5.00 | NA | NA |
| MW-16 | | 4/8/2020 | <1.00 | <1.00 | <1.00 | <3.00 | <1.00 | <5.00 | <1.00 | <1.00 | <1.00 | <5.00 | NA | NA |
| MW-16 | | 7/22/2020 | <1.00 | <1.00 | <1.00 | <3.00 | <1.00 | <5.00 | <1.00 | <1.00 | <1.00 | <5.00 | NA | NA |
| MW-16 | | 11/3/2020 | <1.00 | <1.00 | <1.00 | <3.00 | <1.00 | <5.00 | <1.00 | <1.00 | <1.00 | <5.00 | NA | NA |
| MW-16 | | 1/27/2021 | <1.00 | <1.00 | <1.00 | <3.00 | 5.49 | 24.3 | <1.00 | <1.00 | <1.00 | <5.00 | NA | NA |
| MW-16 | | 4/15/2021 | <1.00 | <1.00 | <1.00 | <3.00 | 6.50 | 41.4 | <1.00 | <1.00 | <1.00 | <5.00 | NA | NA |
| MW-16 | | 7/16/2021 | <1.00 | <1.00 | <1.00 | <3.00 | 6.31 | 29.7 | <1.00 | <1.00 | <1.00 | <5.00 | NA | NA |
| MW-16 | | 10/21/2021 | <1.00 | <1.00 | <1.00 | <3.00 | <1.00 | <5.00 | <1.00 | <1.00 | <1.00 | <5.00 | NA | NA |
| MW-16 | | 1/11/2022 | <1.00 | <1.00 | <1.00 | <3.00 | <1.00 | 5.00 | <1.00 | <1.00 | <1.00 | <5.00 | NA | NA |
| MW-16 | | 4/15/2022 | <1.00 | <1.00 | <1.00 | <3.00 | 1.65 | <5.00 | <1.00 | <1.00 | <1.00 | <5.00 | NA | NA |
| MW-16 | Duplicate | 4/15/2022 | <1.00 | <1.00 | <1.00 | <3.00 | 2.32 | 8.03 | <1.00 | <1.00 | <1.00 | <5.00 | NA | NA |
| MW-16 | | 7/21/2022 | <1.00 | <1.00 | <1.00 | <3.00 | 4.74 | 35.1 | <1.00 | <1.00 | <1.00 | <5.00 | NA | NA |

| Well ID | Quality Control Sample | Sample Date | Benzene (µg/L) | Toluene (µg/L) | Ethylbenzene (µg/L) | Xylenes, Total (µg/L) | MTBE (µg/L) | TBA (µg/L) | PCE (µg/L) | TCE (µg/L) | C12DCE (µg/L) | $CCl_2F_2$ (µg/L) | TPH (µg/L) | PAH (µg/L) |
|---|---|---|---|---|---|---|---|---|---|---|---|---|---|---|
| Arizona AWQS (µg/L) | | | 5 | 1,000 | 700 | 10,000 | N/A | N/A | 5 | 5 | 70 | N/A | N/A | N/A |
| MW-16 | | 11/22/2022 | <1.00 | <1.00 | <1.00 | <3.00 | 2.16 | 13.9 | <1.00 | <1.00 | <1.00 | <5.00 | NA | NA |
| MW-16 | | 1/24/2023 | <1.00 | <1.00 | <1.00 | <3.00 | 4.03 | 22.1 | <1.00 | <1.00 | <1.00 | <5.00 | NA | NA |
| MW-16 | | 4/13/2023 | <1.00 | <1.00 | <1.00 | <3.00 | 2.60 | 12.8 | <1.00 | <1.00 | <1.00 | <5.00 | NA | NA |
| MW-16 | | 8/9/2023 | <1.00 | <1.00 | <1.00 | <3.00 | 3.66 | 19.9 | <1.00 | <1.00 | <1.00 | <5.00 | NA | NA |
| MW-16 | | 10/20/2023 | <1.00 | <1.00 | <1.00 | <3.00 | <1.00 | <5.00 | <1.00 | <1.00 | <1.00 | <5.00 | NA | NA |
| MW-16 | Duplicate | 10/20/2023 | <1.00 | <1.00 | <1.00 | <3.00 | 1.18 | <5.00 | <1.00 | <1.00 | <1.00 | <5.00 | NA | NA |
| MW-16 | | 3/5/2024 | <1.00 | <1.00 | <1.00 | <3.00 | <1.00 | <5.00 | <1.00 | <1.00 | <1.00 | <5.00 | NA | NA |
| MW-16 | | 5/16/2024 | <1.00 | <1.00 | <1.00 | <3.00 | <1.00 | <5.00 | <1.00 | <1.00 | <1.00 | <5.00 | NA | NA |
| MW-17 | | 4/28/2014 | **190** | <25 | 180 | 170 | 13,000 | 40,000 | <5.0 | <5.0 | <5.0 | <25 | NA | NA |
| MW-17 | | 7/17/2014 | <250 | <1,200 | 280 | <750 | 23,000 | 12,000 | <250 | <250 | <250 | <1,200 | NA | NA |
| MW-17 | | 10/8/2014 | <100 | <500 | <100 | <300 | 6,800 | 3,200 | <100 | <100 | <100 | <500 | NA | NA |
| MW-17 | | 1/23/2015 | <1.0 | <5.0 | <1.0 | <3.0 | 14 | 64 | <1.0 | <1.0 | <1.0 | <5.0 | NA | NA |
| MW-17 | | 4/23/2015 | 4.52 | <5.0 | 5.98 | 17.9 | 20,000 | 10,000 | <1.0 | 2.83 | 1.28 | <5.0 | NA | NA |
| MW-17 | | 1/12/2016 | 1.51 | <5.0 | <1.0 | <3.0 | 19 | 5,770 | <1.0 | <1.0 | 1.08 | <5.0 | NA | NA |
| MW-17 | | 4/7/2016 | 1.12 | <5.0 | <1.0 | <3.0 | 22.7 | 1,830 | <1.0 | <1.0 | <1.0 | <5.0 | NA | NA |
| MW-17 | Duplicate | 4/7/2016 | 1.13 | <5.0 | <1.0 | <3.0 | 21.4 | 1,780 | <1.0 | <1.0 | <1.0 | <5.0 | NA | NA |
| MW-17 | | 7/28/2016 | <1.0 | <5.0 | <1.0 | <3.0 | 5.60 | 2,510 | <1.0 | <1.0 | <1.0 | <5.0 | NA | NA |
| MW-17 | | 10/13/2016 | 1.18 | <5.0 | <1.0 | <3.0 | 11.5 | 932 | <1.0 | <1.0 | <1.0 | <5.0 | NA | NA |
| MW-17 | | 1/26/2017 | 2.60 | <1.0 | <1.0 | <3.0 | 27.2 | 2,440 | <1.0 | 2.05 | 3.23 | <5.0 | NA | NA |
| MW-17 | | 4/6/2017 | 2.24 | <1.0 | <1.0 | <3.0 | 42.9 | 590 | <1.0 | 1.46 | 2.17 | <5.0 | NA | NA |
| MW-17 | | 7/13/2017 | 1.64 | <1.0 | <1.0 | <3.0 | 52.0 | 1,190 | <1.0 | 1.48 | 1.82 | <5.0 | NA | NA |
| MW-17 | | 11/2/2017 | 1.67 | <1.0 | <1.0 | <3.0 | 68.2 | 3,960 | <1.0 | 2.76 | 1.27 | <5.0 | NA | NA |
| MW-17 | | 2/1/2018 | 1.63 | <1.0 | <1.0 | <3.0 | 102 | 1,870 | <1.0 | 2.68 | 1.08 | <5.0 | NA | NA |
| MW-17 | | 4/12/2018 | <5.00 | <5.00 | <5.00 | <15.0 | 15.4 | 302 | <5.00 | <5.00 | <5.00 | <25.0 | NA | NA |
| MW-17 | | 8/2/2018 | <1.00 | <1.00 | <1.00 | <3.00 | 3.15 | 47.0 | <1.00 | <1.00 | <1.00 | <5.00 | NA | NA |
| MW-17 | | 10/24/2018 | <1.00 | <1.00 | <1.00 | <3.00 | <1.00 | <5.00 | <1.00 | <1.00 | <1.00 | <5.00 | NA | NA |
| MW-17 | | 4/11/2019 | <1.00 | <1.00 | <1.00 | <3.00 | 4.70 | 5.81 | <1.00 | <1.00 | <1.00 | <5.00 | NA | NA |
| MW-17 | | 8/5/2019 | <1.00 | <1.00 | <1.00 | <3.00 | 71.6 | 376 | <1.00 | 1.19 | <1.00 | <5.00 | NA | NA |
| MW-17 | | 10/24/2019 | <10.0 | <10.0 | <10.0 | <30.0 | 64.1 | 1,380 | <10.0 | <10.0 | <10.0 | <50.0 | NA | NA |
| MW-17 | Duplicate | 10/24/2019 | <5.00 | <5.00 | <5.00 | <15.0 | 65.6 | 1,420 | <5.00 | <5.00 | <5.00 | <25.0 | NA | NA |
| MW-17 | | 1/23/2020 | 1.50 | <1.00 | <1.00 | <3.00 | 40.8 | 712 | <1.00 | 1.58 | <1.00 | <5.00 | NA | NA |
| MW-17 | Duplicate | 1/23/2020 | 1.45 | <1.00 | <1.00 | <3.00 | 40.6 | 740 | <1.00 | 1.70 | <1.00 | <5.00 | NA | NA |
| MW-17 | | 4/9/2020 | <1.00 | <1.00 | <1.00 | <3.00 | 52.9 | 949 | <1.00 | 1.41 | <1.00 | <5.00 | NA | NA |

| Well ID | Quality Control Sample | Sample Date | Benzene (µg/L) | Toluene (µg/L) | Ethylbenzene (µg/L) | Xylenes, Total (µg/L) | MTBE (µg/L) | TBA (µg/L) | PCE (µg/L) | TCE (µg/L) | C12DCE (µg/L) | $CCl_2F_2$ (µg/L) | TPH (µg/L) | PAH (µg/L) |
|---|---|---|---|---|---|---|---|---|---|---|---|---|---|---|
| Arizona AWQS (µg/L) | | | 5 | 1,000 | 700 | 10,000 | N/A | N/A | 5 | 5 | 70 | N/A | N/A | N/A |
| MW-17 | | 7/23/2020 | <1.00 | <1.00 | <1.00 | <3.00 | 33.6 | 82.4 | <1.00 | <1.00 | <1.00 | <5.00 | NA | NA |
| MW-17 | | 11/4/2020 | 1.10 | <1.00 | <1.00 | <3.00 | 94.8 | 1,770 | <1.00 | 2.23 | <1.00 | <5.00 | NA | NA |
| MW-17 | | 1/28/2021 | <5.00 | <5.00 | <5.00 | <15.0 | 45.7 | 993 | <5.00 | <5.00 | <5.00 | <25.0 | NA | NA |
| MW-17 | | 4/14/2021 | <5.00 | <5.00 | <5.00 | <15.0 | 36.2 | 1,450 | <5.00 | <5.00 | <5.00 | <25.0 | NA | NA |
| MW-17 | | 7/21/2021 | <5.00 | <5.00 | <5.00 | <15.0 | 30.7 | 1,020 | **6.75** | <5.00 | <5.00 | <25.0 | NA | NA |
| MW-17 | | 10/28/2021 | <5.00 | <5.00 | <5.00 | <15.0 | 21.3 | 518 | <5.00 | <5.00 | <5.00 | <25.0 | NA | NA |
| MW-17 | | 1/12/2022 | <1.00 | <1.00 | 1.60 | <3.00 | 16.5 | 539 | <1.00 | 2.24 | <1.00 | <5.00 | NA | NA |
| MW-17 | | 4/13/2022 | <1.00 | <1.00 | <1.00 | <3.00 | 24.3 | 457 | <1.00 | 2.09 | <1.00 | <5.00 | NA | NA |
| MW-17 | | 7/14/2022 | <1.00 | <1.00 | <1.00 | <3.00 | 22.4 | 720 | <1.00 | 2.31 | <1.00 | <5.00 | NA | NA |
| MW-17 | | 11/17/2022 | <1.00 | <1.00 | <1.00 | <3.00 | 3.75 | 93.3 | <1.00 | <1.00 | <1.00 | <5.00 | NA | NA |
| MW-17 | | 1/24/2023 | <1.00 | <1.00 | <1.00 | <3.00 | 6.14 | 106 | <1.00 | 1.40 | <1.00 | <5.00 | NA | NA |
| MW-17 | | 4/12/2023 | <1.00 | <1.00 | <1.00 | <3.00 | <1.00 | <5.00 | <1.00 | <1.00 | <1.00 | <5.00 | NA | NA |
| MW-17 | | 8/9/2023 | <1.00 | <1.00 | <1.00 | <3.00 | 1.19 | <5.00 | <1.00 | <1.00 | <1.00 | <5.00 | NA | NA |
| MW-17 | | 10/20/2023 | <1.00 | <1.00 | <1.00 | <3.00 | <1.00 | <5.00 | <1.00 | <1.00 | <1.00 | <5.00 | NA | NA |
| MW-17 | | 3/5/2024 | <1.00 | <1.00 | <1.00 | <3.00 | <1.00 | <5.00 | <1.00 | <1.00 | <1.00 | <5.00 | NA | NA |
| MW-17 | Duplicate | 3/5/2024 | <1.00 | <1.00 | <1.00 | <3.00 | <1.00 | <5.00 | <1.00 | <1.00 | <1.00 | <5.00 | NA | NA |
| MW-17 | | 5/15/2024 | <1.00 | <1.00 | <1.00 | <3.00 | <1.00 | <5.00 | <1.00 | <1.00 | <1.00 | <5.00 | NA | NA |
| MW-18 | | 1/30/2004 | ND | 4.6 | 1.6 | 8.6 | 180 | NA | 4.0 | <1.0 | <500 | <500 | <2.0 | NA |
| MW-18 | | 2/24/2004 | ND | 1.6 | 0.6 | 2.2 | 600 | NA | 2.7 | ND | NA | NA | NA | NA |
| MW-18 | Duplicate | 2/24/2004 | ND | 1.4 | ND | ND | 930 | NA | 3.0 | ND | NA | NA | NA | NA |
| MW-18 | | 3/31/2004 | <1.0 | <1.0 | <1.0 | <2.0 | <1.0 | NA | 3.4 | <1.0 | NA | NA | NA | NA |
| MW-18 | Duplicate | 3/31/2004 | <1.0 | <1.0 | <1.0 | <2.0 | 2,200 | NA | 3.2 | <1.0 | NA | NA | NA | NA |
| MW-18 | | 4/28/2004 | 1.2 | <1.0 | <1.0 | <2.0 | 6,400 | NA | 2.7 | <1.0 | NA | NA | NA | NA |
| MW-18 | Duplicate | 4/28/2004 | <1.0 | <1.0 | <1.0 | <2.0 | 4,800 | NA | 2.5 | <1.0 | NA | NA | NA | NA |
| MW-18 | | 5/26/2004 | **230** | 5.2 | <1.0 | 42 | 17,000 | NA | 4.9 | <1.0 | <1.0 | 2.2 | NA | NA |
| MW-18 | | 6/30/2004 | **650** | <50 | <50 | <100 | 28,000 | NA | <50 | <50 | <1.0 | <50 | NA | NA |
| MW-18 | | 7/30/2004 | **1,700** | 95 | <1.0 | 270 | 51,000 | NA | 3.5 | <1.0 | <1.0 | <1.0 | NA | NA |
| MW-18 | Duplicate | 7/30/2004 | **1,800** | 100 | <1.0 | 290 | 46,000 | NA | 3.6 | <1.0 | <1.0 | <1.0 | NA | NA |
| MW-18 | | 8/26/2004 | **2,200** | 95 | <500 | <500 | 51,000 | NA | <500 | <500 | <1.0 | <500 | NA | NA |
| MW-18 | | 9/29/2004 | **3,100** | 180 | <50 | 710 | 91,000 | NA | <50 | <50 | <1.0 | <50 | NA | NA |
| MW-18 | | 10/27/2004 | **2,900** | 180 | <100 | 720 | 110,000 | NA | <100 | <100 | <1.0 | <100 | NA | NA |
| MW-18 | | 12/1/2004 | **3,800** | 260 | 1.9 | 1,030 | 120,000 | NA | 1.4 | <1.0 | <1.0 | <1.0 | NA | NA |
| MW-18 | Duplicate | 12/1/2004 | **4,500** | 290 | 2.0 | 1,100 | 120,000 | NA | 1.5 | <1.0 | <1.0 | <1.0 | NA | NA |

| Well ID | Quality Control Sample | Sample Date | Benzene (µg/L) | Toluene (µg/L) | Ethylbenzene (µg/L) | Xylenes, Total (µg/L) | MTBE (µg/L) | TBA (µg/L) | PCE (µg/L) | TCE (µg/L) | C12DCE (µg/L) | $CCl_2F_2$ (µg/L) | TPH (µg/L) | PAH (µg/L) |
|---|---|---|---|---|---|---|---|---|---|---|---|---|---|---|
| Arizona AWQS (µg/L) | | | 5 | 1,000 | 700 | 10,000 | N/A | N/A | 5 | 5 | 70 | N/A | N/A | N/A |
| MW-18 | | 12/30/2004 | **3,700** | 310 | <200 | 790 | 170,000 | NA | <200 | <200 | <1.0 | <200 | NA | NA |
| MW-18 | | 2/3/2005 | **3,300** | 420 | **930** | 1,480 | 100,000 | NA | <200 | <200 | <1.0 | <200 | NA | NA |
| MW-18 | | 2/24/2005 | **3,700** | 530 | <201 | 2,170 | 120,000 | NA | <200 | <200 | <1.0 | <200 | NA | NA |
| MW-18 | | 7/23/2009 | **6,800** | 780 | 370 | 680 | 30,000 | NA | <100 | <100 | <100 | <100 | NA | NA |
| MW-18 | | 4/15/2010 | **2,900** | 46 | 150 | 58 | 9,000 | <300 | <30 | <30 | <30 | <30 | NA | NA |
| MW-18 | | 10/21/2010 | **6,800** | <120 | 240 | <75 | 19,000 | <12,000 | <25 | <25 | <25 | <120 | NA | NA |
| MW-18 | Duplicate | 10/21/2010 | **8,800** | <100 | 280 | <60 | 25,000 | <12,000 | <20 | <20 | <20 | <100 | NA | NA |
| MW-18 | | 1/13/2011 | **5,500** | <1,000 | 210 | <600 | 17,000 | <10,000 | <200 | <200 | <200 | <1,000 | NA | NA |
| MW-18 | Duplicate | 1/13/2011 | **5,300** | <1,200 | <250 | <750 | 16,000 | <12,000 | <250 | <250 | <250 | <1,200 | NA | NA |
| MW-18 | | 4/13/2011 | **2,100** | <120 | 52 | <75 | 10,000 | <1,200 | <25 | <25 | 41 | <120 | NA | NA |
| MW-18 | | 1/20/2012 | **3,200** | **1,200** | 240 | 490 | 14,000 | 2,900 | <25 | <25 | <25 | <120 | NA | NA |
| MW-18 | | 4/6/2012 | **2,000** | 310 | 100 | <150 | 13,000 | 3,200 | <50 | <50 | <50 | <250 | NA | NA |
| MW-18 | Duplicate | 4/6/2012 | **2,300** | 320 | 110 | <150 | 15,000 | 3,600 | <50 | <50 | <50 | <250 | NA | NA |
| MW-18 | | 7/17/2014 | <50 | <250 | <50 | 580 | 5,900 | 2,700 | <50 | <50 | <50 | <250 | NA | NA |
| MW-18 | | 10/8/2014 | <250 | <1,200 | <250 | <750 | 3,700 | <1,200 | <250 | <250 | <250 | <1,200 | NA | NA |
| MW-18 | Duplicate | 10/8/2014 | <25 | <120 | <25 | 650 | 3,600 | 880 | <25 | <25 | <25 | <120 | NA | NA |
| MW-18 | | 1/23/2015 | <5.0 | <25 | 25 | 280 | 1,800 | 760 | <5.0 | <5.0 | <5.0 | <25 | NA | NA |
| MW-18 | | 4/22/2015 | **110** | 330 | 59 | 1,000 | 6,500 | 5,400 | <5.0 | <5.0 | <5.0 | <25 | NA | NA |
| MW-18 | Duplicate | 4/22/2015 | **96** | 310 | 63 | 1,100 | 5,300 | 2,500 | <5.0 | <5.0 | <5.0 | <25 | NA | NA |
| MW-18 | | 1/12/2016 | <5.0 | <25 | <5.0 | <15 | 1,890 | 625 | <5.0 | <5.0 | <5.0 | <25 | NA | NA |
| MW-18 | | 4/6/2016 | <5.0 | <25 | <5.0 | <15 | 3,470 | 1,910 | <5.0 | <5.0 | <5.0 | <25 | NA | NA |
| MW-18 | | 7/28/2016 | <1.0 | <5.0 | 1.29 | <3.0 | 435 | 302 | <1.0 | <1.0 | <1.0 | <5.0 | NA | NA |
| MW-18 | Duplicate | 7/28/2016 | <1.0 | <5.0 | 1.44 | <3.0 | 404 | 364 | <1.0 | <1.0 | <1.0 | <5.0 | NA | NA |
| MW-18 | | 10/13/2016 | <1.0 | <5.0 | <1.0 | <3.0 | 1,250 | 783 | <1.0 | <1.0 | <1.0 | <5.0 | NA | NA |
| MW-18 | Duplicate | 10/13/2016 | <1.0 | <5.0 | <1.0 | <3.0 | 1,200 | 897 | <1.0 | <1.0 | <1.0 | <5.0 | NA | NA |
| MW-18 | | 1/27/2017 | <1.0 | <1.0 | <1.0 | <3.0 | 301 | 316 | <1.0 | <1.0 | <1.0 | <5.0 | NA | NA |
| MW-18 | Duplicate | 1/27/2017 | <1.0 | <1.0 | <1.0 | <3.0 | 323 | 363 | <1.0 | <1.0 | <1.0 | <5.0 | NA | NA |
| MW-18 | | 4/5/2017 | <5.0 | <5.0 | <5.0 | <15 | 67.4 | 61.3 | <5.0 | <5.0 | <5.0 | <25 | NA | NA |
| MW-18 | | 7/11/2017 | <1.0 | <1.0 | <1.0 | <3.0 | 71.8 | 73.6 | <1.0 | <1.0 | <1.0 | <5.0 | NA | NA |
| MW-18 | Duplicate | 7/11/2017 | <1.0 | <1.0 | <1.0 | <3.0 | 61.7 | 31.9 | <1.0 | <1.0 | <1.0 | <5.0 | NA | NA |
| MW-18 | | 11/1/2017 | <1.0 | <1.0 | <1.0 | <3.0 | 223 | 938 | <1.0 | <1.0 | <1.0 | <5.0 | NA | NA |
| MW-18 | | 1/31/2018 | <1.0 | <1.0 | <1.0 | <3.0 | 7.23 | 32.9 | <1.0 | <1.0 | <1.0 | <5.0 | NA | NA |
| MW-18 | Duplicate | 1/31/2018 | <1.0 | <1.0 | <1.0 | <3.0 | 7.27 | 28.0 | <1.0 | <1.0 | <1.0 | <5.0 | NA | NA |

| Well ID | Quality Control Sample | Sample Date | Benzene (µg/L) | Toluene (µg/L) | Ethylbenzene (µg/L) | Xylenes, Total (µg/L) | MTBE (µg/L) | TBA (µg/L) | PCE (µg/L) | TCE (µg/L) | C12DCE (µg/L) | $CCl_2F_2$ (µg/L) | TPH (µg/L) | PAH (µg/L) |
|---|---|---|---|---|---|---|---|---|---|---|---|---|---|---|
| Arizona AWQS (µg/L) | | | 5 | 1,000 | 700 | 10,000 | N/A | N/A | 5 | 5 | 70 | N/A | N/A | N/A |
| MW-18 | | 4/11/2018 | <1.00 | <1.00 | <1.00 | <3.00 | 14.8 | 81.8 | <1.00 | <1.00 | <1.00 | <5.00 | NA | NA |
| MW-18 | | 8/1/2018 | <1.00 | <1.00 | <1.00 | <3.00 | <1.00 | <5.00 | <1.00 | <1.00 | <1.00 | <5.00 | NA | NA |
| MW-18 | | 10/24/2018 | <1.00 | <1.00 | <1.00 | <3.00 | <1.00 | <5.00 | <1.00 | <1.00 | <1.00 | <5.00 | NA | NA |
| MW-18 | Duplicate | 10/24/2018 | <1.00 | <1.00 | <1.00 | <3.00 | <1.00 | <5.00 | <1.00 | <1.00 | <1.00 | <5.00 | NA | NA |
| MW-18 | | 4/10/2019 | <1.00 | <1.00 | <1.00 | <3.00 | <1.00 | <5.00 | <1.00 | <1.00 | <1.00 | <5.00 | NA | NA |
| MW-18 | | 7/31/2019 | <1.00 | <1.00 | <1.00 | <3.00 | 5.53 | 150 | <1.00 | <1.00 | <1.00 | <5.00 | NA | NA |
| MW-18 | | 10/23/2019 | <1.00 | <1.00 | <1.00 | <3.00 | 4.31 | <5.00 | <1.00 | <1.00 | <1.00 | <5.00 | NA | NA |
| MW-18 | | 1/22/2020 | <1.00 | <1.00 | <1.00 | <3.00 | <1.00 | <5.00 | <1.00 | <1.00 | <1.00 | <5.00 | NA | NA |
| MW-18 | | 4/8/2020 | <1.00 | <1.00 | <1.00 | <3.00 | <1.00 | <5.00 | <1.00 | <1.00 | <1.00 | <5.00 | NA | NA |
| MW-18 | | 7/22/2020 | <1.00 | <1.00 | <1.00 | <3.00 | 39.8 | 298 | <1.00 | <1.00 | <1.00 | <5.00 | NA | NA |
| MW-18 | Duplicate | 7/22/2020 | <1.00 | <1.00 | <1.00 | <3.00 | 40.0 | 151 | <1.00 | <1.00 | <1.00 | <5.00 | NA | NA |
| MW-18 | | 11/3/2020 | **50.6** | <1.00 | <1.00 | <3.00 | 147 | 1,800 | <1.00 | <1.00 | <1.00 | <5.00 | NA | NA |
| MW-18 | | 1/27/2021 | **10.9** | <1.00 | <1.00 | <3.00 | 140 | 760 | <1.00 | <1.00 | <1.00 | <5.00 | NA | NA |
| MW-18 | Duplicate | 1/27/2021 | **10.4** | <1.00 | <1.00 | <3.00 | 133 | 691 | <1.00 | <1.00 | <1.00 | <5.00 | NA | NA |
| MW-18 | | 4/15/2021 | <1.00 | <1.00 | <1.00 | <3.00 | 8.73 | 11.8 | <1.00 | <1.00 | <1.00 | <5.00 | NA | NA |
| MW-18 | | 7/20/2021 | <1.00 | <1.00 | <1.00 | <3.00 | 6.15 | 16.6 | <1.00 | <1.00 | <1.00 | <5.00 | NA | NA |
| MW-18 | Duplicate | 7/20/2021 | <1.00 | <1.00 | <1.00 | <3.00 | 5.86 | 13.7 | <1.00 | <1.00 | <1.00 | <5.00 | NA | NA |
| MW-18 | | 10/21/2021 | 3.63 | <1.00 | <1.00 | <3.00 | 15.0 | 233 | <1.00 | <1.00 | <1.00 | <5.00 | NA | NA |
| MW-18 | | 1/12/2022 | **63.7** | <1.00 | 3.03 | 4.87 | 77.8 | 1,670 | <1.00 | <1.00 | <1.00 | <5.00 | NA | NA |
| MW-18 | | 4/14/2022 | **10.6** | <1.00 | <1.00 | <3.00 | 16.2 | 255 | <1.00 | <1.00 | <1.00 | <5.00 | NA | NA |
| MW-18 | | 7/22/2022 | **17.4** | <1.00 | <1.00 | <3.00 | 27.3 | 822 | <1.00 | <1.00 | <1.00 | <5.00 | NA | NA |
| MW-18 | | 11/21/2022 | 4.80 | <1.00 | <1.00 | <3.00 | 3.92 | 69.5 | <1.00 | <1.00 | <1.00 | <5.00 | NA | NA |
| MW-18 | | 1/19/2023 | <1.00 | <1.00 | <1.00 | <3.00 | 2.11 | 12.0 | <1.00 | <1.00 | <1.00 | <5.00 | NA | NA |
| MW-18 | | 4/11/2023 | <1.00 | <1.00 | <1.00 | <3.00 | <1.00 | <5.00 | <1.00 | <1.00 | <1.00 | <5.00 | NA | NA |
| MW-18 | | 8/4/2023 | <1.00 | <1.00 | <1.00 | <3.00 | <1.00 | <5.00 | <1.00 | <1.00 | <1.00 | <5.00 | NA | NA |
| MW-18 | | 10/19/2023 | <1.00 | <1.00 | <1.00 | <3.00 | <1.00 | <5.00 | <1.00 | <1.00 | <1.00 | <5.00 | NA | NA |
| MW-18 | | 3/1/2024 | <1.00 | <1.00 | <1.00 | <3.00 | <1.00 | <5.00 | <1.00 | <1.00 | <1.00 | <5.00 | NA | NA |
| MW-18 | | 5/20/2024 | <1.00 | <1.00 | <1.00 | <3.00 | <1.00 | <5.00 | <1.00 | <1.00 | <1.00 | <5.00 | NA | NA |
| MW-18 | Duplicate | 5/20/2024 | <1.00 | <1.00 | <1.00 | <3.00 | <1.00 | <5.00 | <1.00 | <1.00 | <1.00 | <5.00 | NA | NA |
| MW-19 | | 10/15/2008 | **25,000** | **21,000** | **1,400** | 6,000 | 88,000 | NA | <500 | <500 | <500 | <500 | NA | NA |
| MW-19 | | 10/14/2011 | <250 | <1,200 | <250 | <750 | 18,000 | <12,000 | <250 | <250 | <250 | <1,200 | NA | NA |
| MW-19 | | 1/18/2012 | <200 | <1,000 | <200 | <600 | 24,000 | <1,000 | <200 | <200 | <200 | <1,000 | NA | NA |
| MW-19 | | 4/5/2012 | **45** | <5.0 | 2.7 | 24 | 22,000 | 2,100 | 1.2 | <1.0 | <1.0 | <5.0 | NA | NA |

| Well ID | Quality Control Sample | Sample Date | Benzene (µg/L) | Toluene (µg/L) | Ethylbenzene (µg/L) | Xylenes, Total (µg/L) | MTBE (µg/L) | TBA (µg/L) | PCE (µg/L) | TCE (µg/L) | C12DCE (µg/L) | $CCl_2F_2$ (µg/L) | TPH (µg/L) | PAH (µg/L) |
|---|---|---|---|---|---|---|---|---|---|---|---|---|---|---|
| Arizona AWQS (µg/L) | | | 5 | 1,000 | 700 | 10,000 | N/A | N/A | 5 | 5 | 70 | N/A | N/A | N/A |
| MW-19 | | 4/5/2012 | **45** | <5.0 | 2.7 | 24 | 22,000 | 2,100 | 1.2 | <1.0 | <1.0 | <5.0 | NA | NA |
| MW-19 | | 7/12/2012 | <200 | <1,000 | <200 | <600 | 10,000 | 1,100 | <200 | <200 | <200 | <1,000 | NA | NA |
| MW-19 | Duplicate | 7/12/2012 | 1.5 | 7.5 | <1.0 | 22 | 12,000 | 1,400 | 1.1 | <1.0 | <1.0 | <5.0 | NA | NA |
| MW-19 | | 10/24/2012 | <10 | <50 | <10 | <30 | 18,000 | 5,400 | <10 | <10 | <10 | <50 | NA | NA |
| MW-19 | | 1/25/2013 | <10 | <50 | <10 | <30 | 11,000 | 5,300 | <10 | <10 | <10 | <50 | NA | NA |
| MW-19 | | 4/19/2013 | <250 | <1,200 | <250 | <750 | 3,500 | 4,600 | <250 | <250 | <250 | <1,200 | NA | NA |
| MW-19 | | 7/11/2013 | <25 | <120 | <25 | <75 | 2,200 | 1,000 | <25 | <25 | <25 | <120 | NA | NA |
| MW-19 | | 10/10/2013 | <20 | <100 | <20 | <60 | 2,300 | 560 | <20 | <20 | <20 | <100 | NA | NA |
| MW-19 | | 1/17/2014 | <1.0 | <5.0 | <1.0 | 22 | 1,300 | <5.0 | 1.1 | <1.0 | <1.0 | <5.0 | NA | NA |
| MW-19 | | 4/23/2014 | <1.0 | <5.0 | <1.0 | <3.0 | 160 | <5.0 | <1.0 | <1.0 | <1.0 | <5.0 | NA | NA |
| MW-19 | | 7/17/2014 | <1.0 | <5.0 | <1.0 | 9.1 | 9.5 | <5.0 | <1.0 | <1.0 | <1.0 | <5.0 | NA | NA |
| MW-19 | | 10/8/2014 | <1.0 | <5.0 | <1.0 | 12 | 2.0 | <5.0 | <1.0 | <1.0 | <1.0 | <5.0 | NA | NA |
| MW-19 | | 1/23/2015 | <1.0 | <5.0 | <1.0 | <3.0 | 9.5 | <5.0 | <1.0 | <1.0 | <1.0 | <5.0 | NA | NA |
| MW-19 | | 4/23/2015 | <1.0 | <5.0 | <1.0 | 28 | 150 | <25 | <1.0 | <1.0 | <1.0 | <5.0 | NA | NA |
| MW-19 | | 1/11/2016 | <1.0 | <5.0 | <1.0 | <3.0 | 8.28 | <5.0 | <1.0 | <1.0 | <1.0 | <5.0 | NA | NA |
| MW-19 | | 4/7/2016 | <1.0 | <5.0 | <1.0 | <3.0 | 5.90 | <5.0 | <1.0 | <1.0 | <1.0 | <5.0 | NA | NA |
| MW-19 | | 7/28/2016 | <1.0 | <5.0 | <1.0 | <3.0 | <1.0 | 6.29 | <1.0 | <1.0 | <1.0 | <5.0 | NA | NA |
| MW-19 | | 10/12/2016 | <1.0 | <5.0 | <1.0 | <3.0 | 12.2 | <5.0 | <1.0 | <1.0 | <1.0 | <5.0 | NA | NA |
| MW-19 | | 1/26/2017 | <1.0 | <1.0 | <1.0 | <3.0 | 24.7 | 11.9 | <1.0 | <1.0 | <1.0 | <5.0 | NA | NA |
| MW-19 | | 4/6/2017 | <1.0 | <1.0 | <1.0 | <3.0 | 65.1 | <5.0 | <1.0 | <1.0 | <1.0 | <5.0 | NA | NA |
| MW-19 | | 7/11/2017 | <1.0 | <1.0 | <1.0 | <3.0 | 20.4 | <5.0 | <1.0 | <1.0 | <1.0 | <5.0 | NA | NA |
| MW-19 | | 11/2/2017 | <1.0 | <1.0 | <1.0 | <3.0 | 121 | 232 | 1.04 | <1.0 | <1.0 | <5.0 | NA | NA |
| MW-19 | | 2/1/2018 | <1.0 | <1.0 | <1.0 | <3.0 | 103 | 113 | <1.0 | <1.0 | <1.0 | <5.0 | NA | NA |
| MW-19 | | 4/12/2018 | <1.00 | <1.00 | <1.00 | <3.00 | 67.7 | 155 | <1.00 | <1.00 | <1.00 | <5.00 | NA | NA |
| MW-19 | | 8/2/2018 | <1.00 | <1.00 | <1.00 | <3.00 | 30.9 | 95.5 | <1.00 | <1.00 | <1.00 | <5.00 | NA | NA |
| MW-19 | | 10/24/2018 | 1.13 | <1.00 | <1.00 | <3.00 | 27.6 | 51.7 | <1.00 | <1.00 | <1.00 | <5.00 | NA | NA |
| MW-19 | | 4/11/2019 | <10.0 | <10.0 | <10.0 | <30.0 | 94.7 | 398 | <10.0 | <10.0 | <10.0 | <50.0 | NA | NA |
| MW-19 | | 8/5/2019 | <1.00 | <1.00 | <1.00 | <3.00 | 43.4 | 179 | <1.00 | <1.00 | <1.00 | <5.00 | NA | NA |
| MW-19 | Duplicate | 8/5/2019 | 1.16 | <1.00 | <1.00 | <3.00 | 84.5 | 294 | <1.00 | 1.09 | <1.00 | <5.00 | NA | NA |
| MW-19 | | 10/24/2019 | 1.55 | <1.00 | <1.00 | <3.00 | 117 | 864 | <1.00 | 1.64 | <1.00 | <5.00 | NA | NA |
| MW-19 | | 1/23/2020 | 2.05 | <1.00 | <1.00 | <3.00 | 52.0 | <5.00 | <1.00 | <1.00 | <1.00 | <5.00 | NA | NA |
| MW-19 | | 4/9/2020 | 1.35 | <1.00 | <1.00 | <3.00 | 73.3 | 643 | <1.00 | 1.57 | <1.00 | <5.00 | NA | NA |
| MW-19 | Duplicate | 4/9/2020 | 2.08 | <1.00 | <1.00 | <3.00 | 96.2 | 876 | <1.00 | 1.74 | <1.00 | <5.00 | NA | NA |

| Well ID | Quality Control Sample | Sample Date | Benzene (µg/L) | Toluene (µg/L) | Ethylbenzene (µg/L) | Xylenes, Total (µg/L) | MTBE (µg/L) | TBA (µg/L) | PCE (µg/L) | TCE (µg/L) | C12DCE (µg/L) | $CCl_2F_2$ (µg/L) | TPH (µg/L) | PAH (µg/L) |
|---|---|---|---|---|---|---|---|---|---|---|---|---|---|---|
| Arizona AWQS (µg/L) | | | 5 | 1,000 | 700 | 10,000 | N/A | N/A | 5 | 5 | 70 | N/A | N/A | N/A |
| MW-19 | | 7/27/2020 | 1.79 | <1.00 | <1.00 | <3.00 | 71.5 | 423 | <1.00 | 1.06 | <1.00 | <5.00 | NA | NA |
| MW-19 | | 11/4/2020 | 1.63 | <1.00 | <1.00 | <3.00 | 58.5 | 497 | <1.00 | <1.00 | <1.00 | <5.00 | NA | NA |
| MW-19 | | 1/28/2021 | 1.59 | <1.00 | <1.00 | <3.00 | 8.59 | 369 | <1.00 | <1.00 | <1.00 | <5.00 | NA | NA |
| MW-19 | | 4/14/2021 | 1.73 | <1.00 | <1.00 | <3.00 | 5.10 | 272 | <1.00 | <1.00 | <1.00 | <5.00 | NA | NA |
| MW-19 | | 7/21/2021 | 1.54 | <1.00 | <1.00 | <3.00 | 6.27 | 369 | <1.00 | <1.00 | <1.00 | <5.00 | NA | NA |
| MW-19 | | 10/22/2021 | <1.00 | <1.00 | <1.00 | <3.00 | 2.22 | 81.2 | <1.00 | <1.00 | <1.00 | <5.00 | NA | NA |
| MW-19 | | 1/12/2022 | <1.00 | <1.00 | <1.00 | <3.00 | 2.32 | 42.1 | <1.00 | <1.00 | <1.00 | <5.00 | NA | NA |
| MW-19 | | 4/13/2022 | <1.00 | <1.00 | <1.00 | <3.00 | 3.21 | 37.3 | <1.00 | <1.00 | <1.00 | <5.00 | NA | NA |
| MW-19 | | 7/14/2022 | <1.00 | <1.00 | <1.00 | <3.00 | 2.56 | 93.5 | <1.00 | <1.00 | <1.00 | <5.00 | NA | NA |
| MW-19 | | 11/17/2022 | <1.00 | <1.00 | <1.00 | <3.00 | 1.71 | 19.9 | <1.00 | <1.00 | <1.00 | <5.00 | NA | NA |
| MW-19 | | 1/24/2023 | <1.00 | <1.00 | <1.00 | <3.00 | 2.74 | 94.4 | <1.00 | <1.00 | <1.00 | <5.00 | NA | NA |
| MW-19 | | 4/12/2023 | <1.00 | <1.00 | <1.00 | <3.00 | 1.07 | 10.1 | <1.00 | <1.00 | <1.00 | <5.00 | NA | NA |
| MW-19 | | 8/8/2023 | <1.00 | <1.00 | <1.00 | <3.00 | 1.71 | 9.79 | <1.00 | <1.00 | <1.00 | <5.00 | NA | NA |
| MW-19 | | 10/20/2023 | <1.00 | <1.00 | <1.00 | <3.00 | <1.00 | 7.11 | <1.00 | <1.00 | <1.00 | <5.00 | NA | NA |
| MW-19 | | 3/5/2024 | <1.00 | <1.00 | <1.00 | <3.00 | 2.06 | 7.40 | <1.00 | <1.00 | <1.00 | <5.00 | NA | NA |
| MW-19 | | 5/15/2024 | <1.00 | <1.00 | <1.00 | <3.00 | 2.23 | <5.00 | <1.00 | <1.00 | <1.00 | <5.00 | NA | NA |
| MW-19 | Duplicate | 5/15/2024 | <1.00 | <1.00 | <1.00 | <3.00 | 2.21 | <5.00 | <1.00 | <1.00 | <1.00 | <5.00 | NA | NA |
| MW-20 | | 9/28/2005 | **9,400** | **18,000** | **1,500** | **10,800** | 19,000 | NA | <100 | <100 | <100 | <100 | NA | NA |
| MW-20 | | 10/26/2005 | **6,500** | **12,000** | **1,300** | 6,500 | 9,000 | NA | <100 | <100 | <100 | <100 | 0.314 | NA |
| MW-20 | | 10/24/2007 | **830** | 290 | 120 | 460 | 3,600 | NA | 1.4 | <1.0 | <1.0 | <1.0 | NA | NA |
| MW-20 | | 1/31/2008 | **370** | 280 | 36 | 216 | 1,100 | NA | <5.0 | <5.0 | <5.0 | <5.0 | <5.0 | NA |
| MW-20 | | 4/23/2008 | **460** | 140 | 46 | 226 | 1,500 | NA | <2.5 | <2.5 | <2.5 | <2.5 | NA | NA |
| MW-20 | | 8/1/2008 | **110** | 6.8 | <2.5 | 16 | 180 | NA | <2.5 | <2.5 | <2.5 | <2.5 | NA | NA |
| MW-20 | | 10/15/2008 | **650** | 380 | 70 | 560 | 4,000 | NA | <10 | <10 | <10 | <10 | NA | NA |
| MW-20 | | 1/28/2009 | **770** | 62 | 210 | 242 | 3,600 | NA | <10 | <10 | <10 | <10 | NA | NA |
| MW-20 | | 4/30/2009 | **200** | 10 | 52 | 12.3 | 1,200 | NA | 2.1 | <2.0 | <2.0 | <2.0 | NA | NA |
| MW-20 | | 7/22/2009 | **33** | <1.0 | 1.9 | 1.6 | 520 | NA | 2.2 | <2.0 | <2.0 | <2.0 | NA | NA |
| MW-20 | | 10/8/2009 | <1.0 | <1.0 | <1.0 | <1.0 | 250 | NA | <1.0 | <1.0 | <1.0 | <1.0 | NA | NA |
| MW-20 | | 1/21/2010 | 3.7 | <1.0 | 1.2 | <1.0 | 170 | NA | 1.2 | <1.0 | <1.0 | <1.0 | NA | NA |
| MW-20 | | 4/14/2010 | **85** | <1.0 | <1.0 | <1.0 | 59 | 21 | <2.0 | <2.0 | <2.0 | <2.0 | NA | NA |
| MW-20 | | 10/20/2010 | <1.0 | <5.0 | <1.0 | <3.0 | 3.3 | <50 | <1.0 | <1.0 | <1.0 | <5.0 | NA | NA |
| MW-20 | | 1/13/2011 | **64** | <5.0 | <1.0 | <3.0 | 14 | <50 | <1.0 | <1.0 | <1.0 | <5.0 | NA | NA |
| MW-20 | | 4/12/2011 | <1.0 | <5.0 | <1.0 | 8.4 | 3.1 | <50 | <1.0 | <1.0 | <1.0 | <5.0 | NA | NA |

| Well ID | Quality Control Sample | Sample Date | Benzene (µg/L) | Toluene (µg/L) | Ethylbenzene (µg/L) | Xylenes, Total (µg/L) | MTBE (µg/L) | TBA (µg/L) | PCE (µg/L) | TCE (µg/L) | C12DCE (µg/L) | $CCl_2F_2$ (µg/L) | TPH (µg/L) | PAH (µg/L) |
|---|---|---|---|---|---|---|---|---|---|---|---|---|---|---|
| Arizona AWQS (µg/L) | | | 5 | 1,000 | 700 | 10,000 | N/A | N/A | 5 | 5 | 70 | N/A | N/A | N/A |
| MW-20 | | 7/13/2011 | <1.0 | <5.0 | <1.0 | <3.0 | <1.0 | <50 | <1.0 | <1.0 | <1.0 | <5.0 | NA | NA |
| MW-20 | | 10/11/2011 | <1.0 | <5.0 | <1.0 | <3.0 | <1.0 | <50 | <1.0 | <1.0 | <1.0 | <5.0 | NA | NA |
| MW-20 | | 1/18/2012 | <1.0 | <5.0 | <1.0 | <3.0 | 1.2 | <5.0 | <1.0 | <1.0 | <1.0 | <5.0 | NA | NA |
| MW-20 | | 4/4/2012 | <1.0 | <5.0 | <1.0 | <3.0 | <1.0 | <5.0 | <1.0 | <1.0 | <1.0 | <5.0 | NA | NA |
| MW-20 | | 4/4/2012 | <1.0 | <5.0 | <1.0 | <3.0 | <1.0 | <5.0 | <1.0 | <1.0 | <1.0 | <5.0 | NA | NA |
| MW-20 | | 7/11/2012 | <1.0 | 6.9 | <1.0 | <3.0 | <1.0 | <5.0 | <1.0 | <1.0 | <1.0 | <5.0 | NA | NA |
| MW-20 | | 10/24/2012 | <1.0 | <5.0 | <1.0 | <3.0 | <1.0 | <5.0 | <1.0 | <1.0 | <1.0 | <5.0 | NA | NA |
| MW-20 | | 1/23/2013 | <1.0 | <5.0 | <1.0 | <3.0 | <1.0 | <5.0 | <1.0 | <1.0 | <1.0 | <5.0 | NA | NA |
| MW-20 | | 4/18/2013 | 1.3 | <5.0 | 1.9 | <3.0 | 2.0 | <5.0 | <1.0 | <1.0 | <1.0 | <5.0 | NA | NA |
| MW-20 | Duplicate | 4/18/2013 | 1.4 | <5.0 | 1.8 | <3.0 | 2.2 | <5.0 | <1.0 | <1.0 | <1.0 | <5.0 | NA | NA |
| MW-20 | | 7/9/2013 | <1.0 | <5.0 | <1.0 | <3.0 | <1.0 | <5.0 | <1.0 | <1.0 | <1.0 | <5.0 | NA | NA |
| MW-20 | | 10/7/2013 | <1.0 | <5.0 | <1.0 | <3.0 | <1.0 | <5.0 | <1.0 | <1.0 | <1.0 | <5.0 | NA | NA |
| MW-20 | | 1/14/2014 | <1.0 | <5.0 | <1.0 | <3.0 | <1.0 | <5.0 | <1.0 | <1.0 | <1.0 | <5.0 | NA | NA |
| MW-20 | | 4/23/2014 | <1.0 | <5.0 | <1.0 | <3.0 | <1.0 | <5.0 | <1.0 | <1.0 | <1.0 | <5.0 | NA | NA |
| MW-20 | Duplicate | 4/23/2014 | <1.0 | <5.0 | <1.0 | <3.0 | <1.0 | <5.0 | <1.0 | <1.0 | <1.0 | <5.0 | NA | NA |
| MW-20 | | 7/17/2014 | <1.0 | <5.0 | <1.0 | <3.0 | <1.0 | <5.0 | <1.0 | <1.0 | <1.0 | <5.0 | NA | NA |
| MW-20 | | 10/3/2014 | <1.0 | <5.0 | <1.0 | <3.0 | <1.0 | 6.1 | <1.0 | <1.0 | <1.0 | <5.0 | NA | NA |
| MW-20 | | 1/20/2015 | <1.0 | <5.0 | <1.0 | <3.0 | <1.0 | <5.0 | <1.0 | <1.0 | <1.0 | <5.0 | NA | NA |
| MW-20 | | 4/21/2015 | <1.0 | <5.0 | <1.0 | <3.0 | <1.0 | <5.0 | <1.0 | <1.0 | <1.0 | <5.0 | NA | NA |
| MW-20 | | 1/11/2016 | <1.0 | <5.0 | <1.0 | <3.0 | <1.0 | <5.0 | <1.0 | <1.0 | <1.0 | <5.0 | NA | NA |
| MW-20 | | 4/7/2016 | <1.0 | <5.0 | <1.0 | <3.0 | <1.0 | <5.0 | <1.0 | <1.0 | <1.0 | <5.0 | NA | NA |
| MW-20 | | 7/28/2016 | <1.0 | <5.0 | <1.0 | <3.0 | <1.0 | 5.39 | <1.0 | <1.0 | <1.0 | <5.0 | NA | NA |
| MW-20 | | 10/12/2016 | <1.0 | <5.0 | <1.0 | <3.0 | <1.0 | <5.0 | <1.0 | <1.0 | <1.0 | <5.0 | NA | NA |
| MW-20 | | 1/25/2017 | <1.0 | <1.0 | <1.0 | <3.0 | <1.0 | <5.0 | <1.0 | <1.0 | <1.0 | <5.0 | NA | NA |
| MW-20 | | 4/6/2017 | <1.0 | <1.0 | <1.0 | <3.0 | <1.0 | <5.0 | <1.0 | <1.0 | <1.0 | <5.0 | NA | NA |
| MW-20 | | 7/11/2017 | <1.0 | <1.0 | <1.0 | <3.0 | <1.0 | <5.0 | <1.0 | <1.0 | <1.0 | <5.0 | NA | NA |
| MW-20 | | 11/1/2017 | <1.0 | <1.0 | <1.0 | <3.0 | <1.0 | <5.0 | <1.0 | <1.0 | <1.0 | <5.0 | NA | NA |
| MW-20 | | 1/31/2018 | <1.0 | <1.0 | <1.0 | <3.0 | <1.0 | <5.0 | <1.0 | <1.0 | <1.0 | <5.0 | NA | NA |
| MW-20 | | 4/12/2018 | <1.00 | <1.00 | <1.00 | <3.00 | <1.00 | <5.00 | <1.00 | <1.00 | <1.00 | <5.00 | NA | NA |
| MW-20 | | 8/2/2018 | <1.00 | <1.00 | <1.00 | <3.00 | <1.00 | <5.00 | <1.00 | <1.00 | <1.00 | <5.00 | NA | NA |
| MW-20 | | 10/22/2018 | <1.00 | <1.00 | <1.00 | <3.00 | <1.00 | <5.00 | <1.00 | <1.00 | <1.00 | <5.00 | NA | NA |
| MW-20 | | 4/11/2019 | <5.00 | <5.00 | <5.00 | <15.0 | 19.6 | 292 | <5.00 | <5.00 | <5.00 | <25.0 | NA | NA |
| MW-20 | | 8/5/2019 | <1.00 | <1.00 | <1.00 | <3.00 | 12.9 | 140 | <1.00 | <1.00 | <1.00 | <5.00 | NA | NA |

| Well ID | Quality Control Sample | Sample Date | Benzene (µg/L) | Toluene (µg/L) | Ethylbenzene (µg/L) | Xylenes, Total (µg/L) | MTBE (µg/L) | TBA (µg/L) | PCE (µg/L) | TCE (µg/L) | C12DCE (µg/L) | $CCl_2F_2$ (µg/L) | TPH (µg/L) | PAH (µg/L) |
|---|---|---|---|---|---|---|---|---|---|---|---|---|---|---|
| Arizona AWQS (µg/L) | | | 5 | 1,000 | 700 | 10,000 | N/A | N/A | 5 | 5 | 70 | N/A | N/A | N/A |
| MW-20 | | 10/24/2019 | <1.00 | <1.00 | <1.00 | <3.00 | 3.06 | 30.0 | <1.00 | <1.00 | <1.00 | <5.00 | NA | NA |
| MW-20 | | 1/23/2020 | <1.00 | <1.00 | <1.00 | <3.00 | 5.45 | <5.00 | <1.00 | <1.00 | <1.00 | <5.00 | NA | NA |
| MW-20 | | 4/9/2020 | <1.00 | <1.00 | <1.00 | <3.00 | 5.88 | 56.4 | <1.00 | <1.00 | <1.00 | <5.00 | NA | NA |
| MW-20 | | 7/27/2020 | <1.00 | <1.00 | <1.00 | <3.00 | <1.00 | <5.00 | <1.00 | <1.00 | <1.00 | <5.00 | NA | NA |
| MW-20 | | 11/4/2020 | <1.00 | <1.00 | <1.00 | <3.00 | <1.00 | <5.00 | <1.00 | <1.00 | <1.00 | <5.00 | NA | NA |
| MW-20 | | 1/28/2021 | <1.00 | <1.00 | <1.00 | <3.00 | <1.00 | <5.00 | <1.00 | <1.00 | <1.00 | <5.00 | NA | NA |
| MW-20 | | 4/14/2021 | <1.00 | <1.00 | <1.00 | <3.00 | <1.00 | <5.00 | <1.00 | <1.00 | <1.00 | <5.00 | NA | NA |
| MW-20 | | 7/13/2021 | <1.00 | <1.00 | <1.00 | <3.00 | <1.00 | <5.00 | <1.00 | <1.00 | <1.00 | <5.00 | NA | NA |
| MW-20 | | 10/20/2021 | <1.00 | <1.00 | <1.00 | <3.00 | <1.00 | <5.00 | <1.00 | <1.00 | <1.00 | <5.00 | NA | NA |
| MW-20 | | 1/6/2022 | <1.00 | <1.00 | <1.00 | <3.00 | <1.00 | <5.00 | <1.00 | <1.00 | <1.00 | <5.00 | NA | NA |
| MW-20 | | 4/13/2022 | <1.00 | <1.00 | <1.00 | <3.00 | <1.00 | <5.00 | <1.00 | <1.00 | <1.00 | <5.00 | NA | NA |
| MW-20 | | 7/14/2022 | <1.00 | <1.00 | <1.00 | <3.00 | <1.00 | 6.23 | <1.00 | <1.00 | <1.00 | <5.00 | NA | NA |
| MW-20 | | 11/17/2022 | <1.00 | <1.00 | <1.00 | <3.00 | <1.00 | <5.00 | <1.00 | <1.00 | <1.00 | <5.00 | NA | NA |
| MW-20 | | 1/20/2023 | <1.00 | <1.00 | <1.00 | <3.00 | <1.00 | 7.00 | <1.00 | <1.00 | <1.00 | <5.00 | NA | NA |
| MW-20 | Duplicate | 1/20/2023 | <1.00 | <1.00 | <1.00 | <3.00 | <1.00 | <5.00 | <1.00 | <1.00 | <1.00 | <5.00 | NA | NA |
| MW-20 | | 4/12/2023 | <1.00 | <1.00 | <1.00 | <3.00 | <1.00 | <5.00 | <1.00 | <1.00 | <1.00 | <5.00 | NA | NA |
| MW-20 | | 8/8/2023 | <1.00 | <1.00 | <1.00 | <3.00 | <1.00 | <5.00 | <1.00 | <1.00 | <1.00 | <5.00 | NA | NA |
| MW-20 | | 10/20/2023 | <1.00 | <1.00 | <1.00 | <3.00 | <1.00 | <5.00 | <1.00 | <1.00 | <1.00 | <5.00 | NA | NA |
| MW-20 | | 3/4/2024 | <1.00 | <1.00 | <1.00 | <3.00 | <1.00 | <5.00 | <1.00 | <1.00 | <1.00 | <5.00 | NA | NA |
| MW-20 | | 5/15/2024 | <1.00 | <1.00 | <1.00 | <3.00 | <1.00 | <5.00 | <1.00 | <1.00 | <1.00 | <5.00 | NA | NA |
| MW-21 | | 2/12/2004 | **320** | 220 | 14 | 153 | 2,500,000 | NA | NA | NA | NA | NA | NA | NA |
| MW-21 | Duplicate | 2/12/2004 | **360** | 220 | ND | 13 | 19,000 | NA | NA | NA | NA | NA | NA | NA |
| MW-21 | | 2/25/2004 | **1,200** | 970 | 63 | 209 | 21,000 | NA | ND | ND | NA | NA | NA | NA |
| MW-21 | Duplicate | 2/25/2004 | **1,700** | **1,200** | 110 | 360 | 27,000 | NA | ND | ND | NA | NA | NA | NA |
| MW-21 | | 3/31/2004 | **4,800** | **3,600** | 200 | 1,570 | 97,000 | NA | <1.0 | <1.0 | NA | NA | NA | NA |
| MW-21 | | 10/24/2007 | **1,000** | 62 | 2.2 | 52 | 9,800 | NA | <1.0 | <1.0 | <1.0 | <1.0 | NA | NA |
| MW-21 | | 1/30/2008 | **500** | 9.9 | <5.0 | 6.1 | 9,100 | NA | <5.0 | <5.0 | <5.0 | <5.0 | <5.0 | NA |
| MW-21 | | 4/24/2008 | **450** | 5.4 | <2.5 | <5.0 | 8,100 | NA | <2.5 | <2.5 | <2.5 | <2.5 | NA | NA |
| MW-21 | | 7/31/2008 | **1,100** | 11 | <5.0 | <15 | 14,000 | NA | <5.0 | <5.0 | <5.0 | <5.0 | NA | NA |
| MW-21 | Duplicate | 7/31/2008 | **1,100** | 12 | <5.0 | <15 | 14,000 | NA | <5.0 | <5.0 | <5.0 | <5.0 | NA | NA |
| MW-21 | | 10/16/2008 | **2,100** | 200 | 20 | 99 | 15,000 | NA | <20 | <20 | <20 | <20 | NA | NA |
| MW-21 | | 1/28/2009 | **3,100** | <25 | <25 | <50 | 28,000 | NA | <50 | <50 | <50 | <50 | NA | NA |
| MW-21 | | 4/29/2009 | **2,800** | <20 | <20 | <40 | 25,000 | NA | <40 | <40 | <40 | <40 | NA | NA |

| Well ID | Quality Control Sample | Sample Date | Benzene (µg/L) | Toluene (µg/L) | Ethylbenzene (µg/L) | Xylenes, Total (µg/L) | MTBE (µg/L) | TBA (µg/L) | PCE (µg/L) | TCE (µg/L) | C12DCE (µg/L) | $CCl_2F_2$ (µg/L) | TPH (µg/L) | PAH (µg/L) |
|---|---|---|---|---|---|---|---|---|---|---|---|---|---|---|
| Arizona AWQS (µg/L) | | | 5 | 1,000 | 700 | 10,000 | N/A | N/A | 5 | 5 | 70 | N/A | N/A | N/A |
| MW-21 | | 7/23/2009 | **4,500** | <50 | <50 | <100 | 29,000 | NA | <100 | <100 | <100 | <100 | NA | NA |
| MW-21 | | 10/8/2009 | **4,900** | <100 | <100 | <100 | 29,000 | NA | <200 | <200 | <200 | <200 | NA | NA |
| MW-21 | | 1/21/2010 | **7,300** | <50 | <50 | <50 | 42,000 | NA | <100 | <100 | <100 | <100 | NA | NA |
| MW-21 | | 4/14/2010 | **4,300** | <50 | <50 | <50 | 26,000 | <1,000 | <100 | <100 | <100 | <100 | NA | NA |
| MW-21 | | 10/21/2010 | **1,600** | <120 | <25 | <75 | 22,000 | <25,000 | <25 | <25 | <25 | <120 | NA | NA |
| MW-21 | | 1/13/2011 | **2,300** | <1,000 | <200 | <600 | 27,000 | <10,000 | <200 | <200 | <200 | <1,000 | NA | NA |
| MW-21 | | 4/13/2011 | **1,600** | <120 | <25 | <75 | 20,000 | <1,200 | <25 | <25 | <25 | <120 | NA | NA |
| MW-21 | | 7/15/2011 | **1,600** | <250 | <50 | <150 | 16,000 | <2,500 | <50 | <50 | <50 | <250 | NA | NA |
| MW-21 | | 10/13/2011 | **1,100** | <500 | <100 | <300 | 12,000 | 6,200 | <100 | <100 | <100 | <500 | NA | NA |
| MW-21 | | 1/19/2012 | **15** | <5.0 | <1.0 | <3.0 | 8,900 | 36 | <1.0 | <1.0 | <1.0 | <5.0 | NA | NA |
| MW-21 | | 4/5/2012 | **590** | <1,200 | <250 | <750 | 11,000 | 4,000 | <250 | <250 | <250 | <1,200 | NA | NA |
| MW-21 | | 4/5/2012 | **590** | <1,200 | <250 | <750 | 11,000 | 4,000 | <250 | <250 | <250 | <1,200 | NA | NA |
| MW-21 | | 7/12/2012 | **120** | <50 | <10 | <30 | 17,000 | 5,600 | <10 | <10 | <10 | <50 | NA | NA |
| MW-21 | | 10/26/2012 | <25 | <120 | <25 | <75 | 14,000 | 4,100 | <25 | <25 | <25 | <120 | NA | NA |
| MW-21 | | 1/28/2013 | <50 | <250 | <50 | <150 | 13,000 | 5,600 | <50 | <50 | <50 | <250 | NA | NA |
| MW-21 | | 4/22/2013 | **8.4** | <5.0 | 1.6 | <3.0 | 24,000 | 17,000 | <1.0 | <1.0 | <1.0 | <5.0 | NA | NA |
| MW-21 | | 10/10/2013 | <200 | <1,000 | <200 | <600 | 38,000 | 9,700 | <200 | <200 | <200 | <1,000 | NA | NA |
| MW-21 | | 1/20/2014 | <200 | <1,000 | <200 | <600 | 33,000 | 15,000 | <200 | <200 | <200 | <1,000 | NA | NA |
| MW-21 | | 4/25/2014 | <1,000 | <5,000 | <1,000 | <3,000 | 42,000 | 13,000 | <1,000 | <1,000 | <1,000 | <5,000 | NA | NA |
| MW-21 | Duplicate | 4/25/2014 | <25 | <120 | <25 | <75 | 33,000 | 13,000 | <25 | <25 | <25 | <120 | NA | NA |
| MW-21 | | 7/18/2014 | <100 | <500 | <100 | <300 | 36,000 | 12,000 | <100 | <100 | <100 | <500 | NA | NA |
| MW-21 | Duplicate | 7/18/2014 | <100 | <500 | <100 | <300 | 32,000 | 10,000 | <100 | <100 | <100 | <500 | NA | NA |
| MW-21 | | 10/8/2014 | <10 | <50 | <10 | <30 | 40,000 | 9,200 | <10 | <10 | <10 | <50 | NA | NA |
| MW-21 | | 1/26/2015 | <5.0 | <25 | <5.0 | <15 | 24,000 | 33,000 | <5.0 | <5.0 | <5.0 | <25 | NA | NA |
| MW-21 | | 4/23/2015 | 1.4 | <5.0 | <1.0 | <3.0 | 6,600 | 14,000 | <1.0 | <1.0 | <1.0 | <5.0 | NA | NA |
| MW-21 | | 1/12/2016 | <5.0 | <25 | <5.0 | <15 | 527 | 15,500 | <5.0 | <5.0 | <5.0 | <25 | NA | NA |
| MW-21 | | 4/6/2016 | <1.0 | <5.0 | <1.0 | <3.0 | 179 | 13,100 | <1.0 | <1.0 | <1.0 | <5.0 | NA | NA |
| MW-21 | | 7/26/2016 | <1.0 | <5.0 | <1.0 | <3.0 | 61.4 | 14,100 | <1.0 | <1.0 | <1.0 | <5.0 | NA | NA |
| MW-21 | | 10/11/2016 | <1.0 | <5.0 | <1.0 | <3.0 | 29.8 | 8,340 | <1.0 | <1.0 | <1.0 | <5.0 | NA | NA |
| MW-21 | Duplicate | 10/11/2016 | <1.0 | <5.0 | <1.0 | <3.0 | 26.8 | 6,390 | <1.0 | <1.0 | <1.0 | <5.0 | NA | NA |
| MW-21 | | 1/25/2017 | <1.0 | <1.0 | <1.0 | <3.0 | <1.0 | <5.0 | <1.0 | <1.0 | <1.0 | <5.0 | NA | NA |
| MW-21 | | 4/3/2017 | <1.0 | <1.0 | <1.0 | <3.0 | 41.2 | 6,590 | <1.0 | <1.0 | <1.0 | <5.0 | NA | NA |
| MW-21 | | 7/10/2017 | <1.0 | <1.0 | <1.0 | <3.0 | 12.4 | 3,220 | <1.0 | <1.0 | <1.0 | <5.0 | NA | NA |

| Well ID | Quality Control Sample | Sample Date | Benzene (µg/L) | Toluene (µg/L) | Ethylbenzene (µg/L) | Xylenes, Total (µg/L) | MTBE (µg/L) | TBA (µg/L) | PCE (µg/L) | TCE (µg/L) | C12DCE (µg/L) | $CCl_2F_2$ (µg/L) | TPH (µg/L) | PAH (µg/L) |
|---|---|---|---|---|---|---|---|---|---|---|---|---|---|---|
| Arizona AWQS (µg/L) | | | 5 | 1,000 | 700 | 10,000 | N/A | N/A | 5 | 5 | 70 | N/A | N/A | N/A |
| MW-21 | | 10/30/2017 | <1.0 | <1.0 | <1.0 | <3.0 | 4.64 | 3,710 | <1.0 | <1.0 | <1.0 | <5.0 | NA | NA |
| MW-21 | | 1/29/2018 | <1.0 | <1.0 | <1.0 | <3.0 | 1.82 | 2,340 | <1.0 | <1.0 | <1.0 | <5.0 | NA | NA |
| MW-21 | | 4/9/2018 | <1.00 | <1.00 | <1.00 | <3.00 | <1.00 | 773 | <1.00 | <1.00 | <1.00 | <5.00 | NA | NA |
| MW-21 | Duplicate | 4/9/2018 | <1.00 | <1.00 | <1.00 | <3.00 | <1.00 | 588 | <1.00 | <1.00 | <1.00 | <5.00 | NA | NA |
| MW-21 | | 7/30/2018 | <1.00 | <1.00 | <1.00 | <3.00 | <1.00 | 100 | <1.00 | <1.00 | <1.00 | <5.00 | NA | NA |
| MW-21 | Duplicate | 7/30/2018 | <1.00 | <1.00 | <1.00 | <3.00 | <1.00 | 157 | <1.00 | <1.00 | <1.00 | <5.00 | NA | NA |
| MW-21 | | 10/22/2018 | <1.00 | <1.00 | <1.00 | <3.00 | <1.00 | 68.1 | <1.00 | <1.00 | <1.00 | <5.00 | NA | NA |
| MW-21 | | 4/8/2019 | <1.00 | <1.00 | <1.00 | <3.00 | <1.00 | 17.0 | <1.00 | <1.00 | <1.00 | <5.00 | NA | NA |
| MW-21 | | 7/29/2019 | <1.00 | <1.00 | <1.00 | <3.00 | 1.47 | 33.6 | <1.00 | <1.00 | <1.00 | <5.00 | NA | NA |
| MW-21 | | 10/21/2019 | <1.00 | <1.00 | <1.00 | <3.00 | 7.76 | 271 | <1.00 | <1.00 | <1.00 | <5.00 | NA | NA |
| MW-21 | | 1/20/2020 | <1.00 | <1.00 | <1.00 | <3.00 | 1.64 | 38.2 | <1.00 | <1.00 | <1.00 | <5.00 | NA | NA |
| MW-21 | | 4/6/2020 | <1.00 | <1.00 | <1.00 | <3.00 | 3.56 | 19.2 | <1.00 | <1.00 | <1.00 | <5.00 | NA | NA |
| MW-21 | | 7/20/2020 | <1.00 | <1.00 | <1.00 | <3.00 | 54.7 | 992 | <1.00 | <1.00 | <1.00 | <5.00 | NA | NA |
| MW-21 | | 11/2/2020 | <1.00 | <1.00 | <1.00 | <3.00 | 13.5 | 500 | <1.00 | <1.00 | <1.00 | <5.00 | NA | NA |
| MW-21 | | 1/26/2021 | <1.00 | <1.00 | <1.00 | <3.00 | 6.10 | 611 | <1.00 | <1.00 | <1.00 | <5.00 | NA | NA |
| MW-21 | | 4/12/2021 | <1.00 | <1.00 | <1.00 | <3.00 | 5.91 | 317 | <1.00 | <1.00 | <1.00 | <5.00 | NA | NA |
| MW-21 | | 7/20/2021 | <1.00 | <1.00 | <1.00 | <3.00 | 6.88 | 347 | <1.00 | <1.00 | <1.00 | <5.00 | NA | NA |
| MW-21 | | 10/19/2021 | <1.00 | <1.00 | <1.00 | <3.00 | 6.21 | 274 | <1.00 | <1.00 | <1.00 | <5.00 | NA | NA |
| MW-21 | | 1/5/2022 | <1.00 | <1.00 | <1.00 | <3.00 | 7.69 | 354 | <1.00 | <1.00 | <1.00 | <5.00 | NA | NA |
| MW-21 | | 4/7/2022 | <1.00 | <1.00 | <1.00 | <3.00 | 8.71 | 278 | <1.00 | <1.00 | <1.00 | <5.00 | NA | NA |
| MW-21 | | 7/13/2022 | <1.00 | <1.00 | <1.00 | <3.00 | 8.29 | 235 | <1.00 | <1.00 | <1.00 | <5.00 | NA | NA |
| MW-21 | | 11/16/2022 | <1.00 | <1.00 | <1.00 | <3.00 | 7.11 | 153 | <1.00 | <1.00 | <1.00 | <5.00 | NA | NA |
| MW-21 | | 1/20/2023 | <1.00 | <1.00 | <1.00 | <3.00 | 8.65 | 130 | <1.00 | <1.00 | <1.00 | <5.00 | NA | NA |
| MW-21 | | 4/12/2023 | <1.00 | <1.00 | <1.00 | <3.00 | 7.52 | 131 | <1.00 | <1.00 | <1.00 | <5.00 | NA | NA |
| MW-21 | | 8/8/2023 | <1.00 | <1.00 | <1.00 | <3.00 | 7.55 | 76.9 | <1.00 | <1.00 | <1.00 | <5.00 | NA | NA |
| MW-21 | Duplicate | 8/8/2023 | <1.00 | <1.00 | <1.00 | <3.00 | 7.21 | 75.0 | <1.00 | <1.00 | <1.00 | <5.00 | NA | NA |
| MW-21 | | 10/19/2023 | <1.00 | <1.00 | <1.00 | <3.00 | 6.15 | 67.1 | <1.00 | <1.00 | <1.00 | <5.00 | NA | NA |
| MW-21 | | 3/4/2024 | <1.00 | <1.00 | <1.00 | <3.00 | 2.69 | 22.9 | <1.00 | <1.00 | <1.00 | <5.00 | NA | NA |
| MW-21 | | 5/21/2024 | <1.00 | <1.00 | <1.00 | <3.00 | 1.18 | <5.00 | <1.00 | <1.00 | <1.00 | <5.00 | NA | NA |
| MW-22 | | 2/17/2004 | ND | 2.0 | 0.9 | 3.9 | ND | NA | ND | ND | NA | NA | ND | NA |
| MW-22 | | 2/25/2004 | ND | ND | ND | ND | ND | NA | ND | ND | NA | NA | NA | NA |
| MW-22 | | 3/30/2004 | <1.0 | <1.0 | <1.0 | <2.0 | <1.0 | NA | <1.0 | <1.0 | NA | NA | NA | NA |
| MW-22 | | 4/27/2004 | <1.0 | <1.0 | <1.0 | <2.0 | <1.0 | NA | <1.0 | <1.0 | NA | NA | NA | NA |

| Well ID | Quality Control Sample | Sample Date | Benzene (µg/L) | Toluene (µg/L) | Ethylbenzene (µg/L) | Xylenes, Total (µg/L) | MTBE (µg/L) | TBA (µg/L) | PCE (µg/L) | TCE (µg/L) | C12DCE (µg/L) | $CCl_2F_2$ (µg/L) | TPH (µg/L) | PAH (µg/L) |
|---|---|---|---|---|---|---|---|---|---|---|---|---|---|---|
| Arizona AWQS (µg/L) | | | 5 | 1,000 | 700 | 10,000 | N/A | N/A | 5 | 5 | 70 | N/A | N/A | N/A |
| MW-22 | | 5/25/2004 | <1.0 | <1.0 | <1.0 | <2.0 | <1.0 | NA | <1.0 | <1.0 | <1.0 | <1.0 | NA | NA |
| MW-22 | | 6/30/2004 | <1.0 | 5.4 | <1.0 | <2.0 | <1.0 | NA | <1.0 | <1.0 | <1.0 | <1.0 | NA | NA |
| MW-22 | | 7/30/2004 | <1.0 | 1.3 | <1.0 | <2.0 | 3.5 | NA | <1.0 | <1.0 | <1.0 | <1.0 | NA | NA |
| MW-22 | | 8/25/2004 | <1.0 | <1.0 | <1.0 | <2.0 | 3.9 | NA | <1.0 | <1.0 | <1.0 | <1.0 | NA | NA |
| MW-22 | | 9/29/2004 | <1.0 | <1.0 | <1.0 | <2.0 | 3.8 | NA | <1.0 | <1.0 | <1.0 | <1.0 | NA | NA |
| MW-22 | | 10/27/2004 | <1.0 | <1.0 | <1.0 | <2.0 | 2.6 | NA | <1.0 | <1.0 | <1.0 | <1.0 | NA | NA |
| MW-22 | | 12/1/2004 | <1.0 | <1.0 | <1.0 | <2.0 | 2.4 | NA | <1.0 | <1.0 | <1.0 | <1.0 | NA | NA |
| MW-22 | | 12/30/2004 | <1.0 | <1.0 | <1.0 | <2.0 | 5.5 | NA | <1.0 | <1.0 | <1.0 | <1.0 | NA | NA |
| MW-22 | | 2/2/2005 | <1.0 | <1.0 | <1.0 | <2.0 | 11 | NA | <1.0 | <1.0 | <1.0 | <1.0 | NA | NA |
| MW-22 | | 2/24/2005 | <1.0 | <1.0 | <1.0 | <2.0 | 15 | NA | <1.0 | <1.0 | <1.0 | <1.0 | NA | NA |
| MW-22 | | 3/30/2005 | <1.0 | <1.0 | <1.0 | <2.0 | 33 | NA | <1.0 | <1.0 | <1.0 | <1.0 | <1.0 | <1.0 |
| MW-22 | Duplicate | 3/30/2005 | <1.0 | <1.0 | <1.0 | <2.0 | 32 | NA | <1.0 | <1.0 | <1.0 | <1.0 | <1.0 | <1.0 |
| MW-22 | | 4/27/2005 | <1.0 | <1.0 | <1.0 | <2.0 | 55 | NA | <1.0 | <1.0 | NA | NA | <2.0 | NA |
| MW-22 | | 5/24/2005 | <1.0 | <1.0 | <2.0 | <1.0 | 70 | NA | <1.0 | <1.0 | <1.0 | <1.0 | NA | NA |
| MW-22 | Duplicate | 5/24/2005 | <1.0 | <1.0 | <2.0 | <1.0 | 68 | NA | <1.0 | <1.0 | <1.0 | <1.0 | NA | NA |
| MW-22 | | 6/28/2005 | <1.0 | <1.0 | <2.0 | <1.0 | 52 | NA | <1.0 | <1.0 | <1.0 | <1.0 | NA | NA |
| MW-22 | | 7/26/2005 | <1.0 | <1.0 | <2.0 | <1.0 | 35 | NA | <1.0 | <1.0 | <1.0 | <1.0 | <2.0 | <1.0 |
| MW-22 | Duplicate | 7/26/2005 | <1.0 | <1.0 | <2.0 | <1.0 | 35 | NA | <1.0 | <1.0 | <1.0 | <1.0 | <2.0 | <1.0 |
| MW-22 | | 8/31/2005 | <1.0 | <1.0 | <1.0 | <2.0 | 14 | NA | <1.0 | <1.0 | <1.0 | <1.0 | NA | NA |
| MW-22 | | 9/28/2005 | <1.0 | <1.0 | <1.0 | <2.0 | 8.8 | NA | <1.0 | <1.0 | <1.0 | <1.0 | NA | NA |
| MW-22 | | 10/25/2005 | <1.0 | <1.0 | <1.0 | <2.0 | 23 | NA | <1.0 | <1.0 | <1.0 | <1.0 | <2.0 | NA |
| MW-22 | | 11/23/2005 | <1.0 | <1.0 | <1.0 | <2.0 | 22 | NA | <1.0 | <1.0 | <1.0 | <1.0 | NA | NA |
| MW-22 | | 12/28/2005 | <1.0 | <1.0 | <1.0 | <2.0 | 49 | NA | <1.0 | <1.0 | <1.0 | <1.0 | NA | NA |
| MW-22 | Duplicate | 12/28/2005 | <1.0 | <1.0 | <1.0 | <2.0 | 43 | NA | <1.0 | <1.0 | <1.0 | <1.0 | NA | NA |
| MW-22 | | 1/24/2006 | <1.0 | <1.0 | <1.0 | <2.0 | 49 | NA | <1.0 | <1.0 | <1.0 | <1.0 | <2.0 | NA |
| MW-22 | | 2/21/2006 | <1.0 | <1.0 | <1.0 | <2.0 | 24 | NA | <1.0 | <1.0 | <1.0 | <1.0 | NA | NA |
| MW-22 | Duplicate | 2/21/2006 | <1.0 | <1.0 | <1.0 | <2.0 | 26 | NA | <1.0 | <1.0 | <1.0 | <1.0 | NA | NA |
| MW-22 | | 3/29/2006 | <1.0 | <1.0 | <1.0 | <2.0 | 11 | NA | <1.0 | <1.0 | <1.0 | <1.0 | NA | NA |
| MW-22 | | 4/26/2006 | <1.0 | <1.0 | <1.0 | <2.0 | 7.8 | NA | <1.0 | <1.0 | <1.0 | <1.0 | <2.0 | NA |
| MW-22 | | 5/24/2006 | <1.0 | <1.0 | <1.0 | <2.0 | 5.6 | NA | <1.0 | <1.0 | <1.0 | <1.0 | NA | NA |
| MW-22 | | 6/28/2006 | <1.0 | <1.0 | <1.0 | <2.0 | 1.9 | NA | <1.0 | <1.0 | <1.0 | <1.0 | NA | NA |
| MW-22 | | 8/2/2006 | <1.0 | <1.0 | <1.0 | <2.0 | 1.0 | NA | <1.0 | <1.0 | <1.0 | <1.0 | <2.0 | NA |
| MW-22 | | 8/30/2006 | <1.0 | <1.0 | <1.0 | <2.0 | <1.0 | NA | <1.0 | <1.0 | <1.0 | <1.0 | NA | NA |

| Well ID | Quality Control Sample | Sample Date | Benzene (µg/L) | Toluene (µg/L) | Ethylbenzene (µg/L) | Xylenes, Total (µg/L) | MTBE (µg/L) | TBA (µg/L) | PCE (µg/L) | TCE (µg/L) | C12DCE (µg/L) | $CCl_2F_2$ (µg/L) | TPH (µg/L) | PAH (µg/L) |
|---|---|---|---|---|---|---|---|---|---|---|---|---|---|---|
| Arizona AWQS (µg/L) | | | 5 | 1,000 | 700 | 10,000 | N/A | N/A | 5 | 5 | 70 | N/A | N/A | N/A |
| MW-22 | | 9/27/2006 | <1.0 | <1.0 | <1.0 | <2.0 | 1.3 | NA | <1.0 | <1.0 | <1.0 | <1.0 | NA | NA |
| MW-22 | | 10/25/2006 | <1.0 | <1.0 | <1.0 | <2.0 | 4.0 | NA | <1.0 | <1.0 | <1.0 | <1.0 | <2.0 | NA |
| MW-22 | | 11/21/2006 | <1.0 | <1.0 | <1.0 | <2.0 | 3.6 | NA | <1.0 | <1.0 | <1.0 | <1.0 | NA | NA |
| MW-22 | | 12/28/2006 | <1.0 | <1.0 | <1.0 | <2.0 | 3.2 | NA | <1.0 | <1.0 | <1.0 | <1.0 | NA | NA |
| MW-22 | Duplicate | 12/28/2006 | <1.0 | <1.0 | <1.0 | <2.0 | 3.2 | NA | <1.0 | <1.0 | <1.0 | <1.0 | NA | NA |
| MW-22 | | 1/30/2007 | <1.0 | <1.0 | <1.0 | <2.0 | <1.0 | NA | <1.0 | <1.0 | <1.0 | <1.0 | <2.0 | NA |
| MW-22 | | 4/25/2007 | <1.0 | <1.0 | <1.0 | <2.0 | 1.1 | NA | <1.0 | <1.0 | <1.0 | <1.0 | NA | NA |
| MW-22 | Duplicate | 4/25/2007 | <1.0 | <1.0 | <1.0 | <2.0 | 1.3 | NA | <1.0 | <1.0 | <1.0 | <1.0 | NA | NA |
| MW-22 | | 7/26/2007 | <1.0 | <1.0 | <1.0 | <2.0 | <1.0 | NA | <1.0 | <1.0 | <1.0 | <1.0 | NA | NA |
| MW-22 | | 10/22/2007 | <1.0 | <1.0 | <1.0 | <2.0 | 1.1 | NA | <1.0 | <1.0 | <1.0 | <1.0 | NA | NA |
| MW-22 | | 1/29/2008 | <0.5 | <0.5 | <0.5 | <1.5 | <0.5 | NA | <0.5 | <0.5 | <0.5 | <0.5 | <5.0 | NA |
| MW-22 | | 4/22/2008 | <0.5 | <0.5 | <0.5 | <1.5 | <0.5 | NA | <0.5 | <0.5 | <0.5 | <0.5 | NA | NA |
| MW-22 | | 7/30/2008 | <0.5 | <0.5 | <0.5 | <1.5 | <0.5 | NA | <0.5 | <0.5 | <0.5 | <0.5 | NA | NA |
| MW-22 | | 10/14/2008 | <1.0 | <1.0 | <1.0 | <1.0 | <1.0 | NA | <1.0 | <1.0 | <1.0 | <1.0 | NA | NA |
| MW-22 | | 1/26/2009 | <1.0 | <1.0 | <1.0 | <2.0 | <1.0 | NA | <1.0 | <1.0 | <1.0 | <1.0 | NA | NA |
| MW-22 | | 4/27/2009 | <1.0 | <1.0 | <1.0 | <2.0 | <1.0 | NA | <1.0 | <1.0 | <1.0 | <1.0 | NA | NA |
| MW-22 | | 7/21/2009 | <1.0 | <1.0 | <1.0 | <2.0 | <1.0 | NA | <1.0 | <1.0 | <1.0 | <1.0 | NA | NA |
| MW-22 | | 10/7/2009 | <1.0 | <1.0 | <1.0 | <1.0 | <1.0 | NA | <1.0 | <1.0 | <1.0 | <1.0 | NA | NA |
| MW-22 | | 1/20/2010 | <1.0 | <1.0 | <1.0 | <1.0 | <1.0 | NA | <1.0 | <1.0 | <1.0 | <1.0 | NA | NA |
| MW-22 | Duplicate | 1/20/2010 | <1.0 | <1.0 | <1.0 | <1.0 | <1.0 | NA | <1.0 | <1.0 | <1.0 | <1.0 | NA | NA |
| MW-22 | | 4/13/2010 | <1.0 | <1.0 | <1.0 | <1.0 | <1.0 | <10 | <1.0 | <1.0 | <1.0 | <1.0 | NA | NA |
| MW-22 | | 7/13/2010 | <1.0 | <5.0 | <1.0 | <3.0 | <1.0 | <50 | <1.0 | <1.0 | <1.0 | <5.0 | NA | NA |
| MW-22 | | 10/19/2010 | <1.0 | <5.0 | <1.0 | <3.0 | <1.0 | <50 | <1.0 | <1.0 | <1.0 | <5.0 | NA | NA |
| MW-22 | | 1/12/2011 | <1.0 | <5.0 | <1.0 | <3.0 | <1.0 | <50 | <1.0 | <1.0 | <1.0 | <5.0 | NA | NA |
| MW-22 | | 4/12/2011 | <1.0 | <5.0 | <1.0 | <3.0 | <1.0 | <50 | <1.0 | <1.0 | <1.0 | <5.0 | NA | NA |
| MW-22 | | 7/12/2011 | <1.0 | <5.0 | <1.0 | <3.0 | <1.0 | <50 | <1.0 | <1.0 | <1.0 | <5.0 | NA | NA |
| MW-22 | | 10/11/2011 | <1.0 | <5.0 | <1.0 | <3.0 | <1.0 | <50 | <1.0 | <1.0 | <1.0 | <5.0 | NA | NA |
| MW-22 | Duplicate | 10/11/2011 | <1.0 | <5.0 | <1.0 | <3.0 | <1.0 | <50 | <1.0 | <1.0 | <1.0 | <5.0 | NA | NA |
| MW-22 | | 1/18/2012 | <1.0 | <5.0 | <1.0 | <3.0 | <1.0 | <5.0 | <1.0 | <1.0 | <1.0 | <5.0 | NA | NA |
| MW-22 | | 4/3/2012 | <1.0 | <5.0 | <1.0 | <3.0 | <1.0 | <5.0 | <1.0 | <1.0 | <1.0 | <5.0 | NA | NA |
| MW-22 | | 4/3/2012 | <1.0 | <5.0 | <1.0 | <3.0 | <1.0 | <5.0 | <1.0 | <1.0 | <1.0 | <5.0 | NA | NA |
| MW-22 | | 7/11/2012 | <1.0 | 8.7 | <1.0 | <3.0 | <1.0 | <5.0 | <1.0 | <1.0 | <1.0 | <5.0 | NA | NA |
| MW-22 | | 10/23/2012 | <1.0 | <5.0 | <1.0 | <3.0 | <1.0 | <5.0 | <1.0 | <1.0 | <1.0 | <5.0 | NA | NA |

| Well ID | Quality Control Sample | Sample Date | Benzene (µg/L) | Toluene (µg/L) | Ethylbenzene (µg/L) | Xylenes, Total (µg/L) | MTBE (µg/L) | TBA (µg/L) | PCE (µg/L) | TCE (µg/L) | C12DCE (µg/L) | $CCl_2F_2$ (µg/L) | TPH (µg/L) | PAH (µg/L) |
|---|---|---|---|---|---|---|---|---|---|---|---|---|---|---|
| Arizona AWQS (µg/L) | | | 5 | 1,000 | 700 | 10,000 | N/A | N/A | 5 | 5 | 70 | N/A | N/A | N/A |
| MW-22 | | 1/22/2013 | <1.0 | <5.0 | <1.0 | <3.0 | <1.0 | <5.0 | <1.0 | <1.0 | <1.0 | <5.0 | NA | NA |
| MW-22 | Duplicate | 1/22/2013 | <1.0 | <5.0 | <1.0 | <3.0 | <1.0 | <5.0 | <1.0 | <1.0 | <1.0 | <5.0 | NA | NA |
| MW-22 | | 4/18/2013 | <1.0 | <5.0 | 1.1 | 3.5 | <1.0 | <5.0 | <1.0 | <1.0 | <1.0 | <5.0 | NA | NA |
| MW-22 | | 7/10/2013 | <1.0 | <5.0 | <1.0 | <3.0 | <1.0 | <5.0 | <1.0 | <1.0 | <1.0 | <5.0 | NA | NA |
| MW-22 | | 10/9/2013 | <1.0 | <5.0 | <1.0 | <3.0 | <1.0 | <5.0 | <1.0 | <1.0 | <1.0 | <5.0 | NA | NA |
| MW-22 | | 1/14/2014 | <1.0 | <5.0 | <1.0 | <3.0 | <1.0 | <5.0 | <1.0 | <1.0 | <1.0 | <5.0 | NA | NA |
| MW-22 | | 4/23/2014 | <1.0 | <5.0 | <1.0 | <3.0 | <1.0 | <5.0 | <1.0 | <1.0 | <1.0 | <5.0 | NA | NA |
| MW-22 | | 7/15/2014 | <1.0 | <5.0 | <1.0 | <3.0 | <1.0 | <5.0 | <1.0 | <1.0 | <1.0 | <5.0 | NA | NA |
| MW-22 | | 10/2/2014 | <1.0 | <5.0 | <1.0 | <3.0 | <1.0 | <5.0 | <1.0 | <1.0 | <1.0 | <5.0 | NA | NA |
| MW-22 | | 1/19/2015 | <1.0 | <5.0 | <1.0 | <3.0 | <1.0 | <5.0 | <1.0 | <1.0 | <1.0 | <5.0 | NA | NA |
| MW-22 | Duplicate | 1/19/2015 | <1.0 | <5.0 | <1.0 | <3.0 | <1.0 | <5.0 | <1.0 | <1.0 | <1.0 | <5.0 | NA | NA |
| MW-22 | | 4/22/2015 | <1.0 | <5.0 | <1.0 | <3.0 | <1.0 | <5.0 | 1.0 | <1.0 | <1.0 | <5.0 | NA | NA |
| MW-22 | | 1/12/2016 | <1.0 | <5.0 | <1.0 | <3.0 | <1.0 | <5.0 | <1.0 | <1.0 | <1.0 | <5.0 | NA | NA |
| MW-22 | | 4/4/2016 | <1.0 | <5.0 | <1.0 | <3.0 | <1.0 | <5.0 | <1.0 | <1.0 | <1.0 | <5.0 | NA | NA |
| MW-22 | | 7/26/2016 | <1.0 | <5.0 | <1.0 | <3.0 | <1.0 | <5.0 | <1.0 | <1.0 | <1.0 | <5.0 | NA | NA |
| MW-22 | | 10/10/2016 | <1.0 | <5.0 | <1.0 | <3.0 | <1.0 | <5.0 | <1.0 | <1.0 | <1.0 | <5.0 | NA | NA |
| MW-22 | | 1/23/2017 | <1.0 | <1.0 | <1.0 | <3.0 | 29.0 | 50.0 | <1.0 | <1.0 | <1.0 | <5.0 | NA | NA |
| MW-22 | | 4/3/2017 | <1.0 | <1.0 | <1.0 | <3.0 | <1.0 | 895 | <1.0 | <1.0 | <1.0 | <5.0 | NA | NA |
| MW-22 | | 7/10/2017 | <1.0 | <1.0 | <1.0 | <3.0 | <1.0 | <5.0 | <1.0 | <1.0 | <1.0 | <5.0 | NA | NA |
| MW-22 | | 10/30/2017 | <1.0 | <1.0 | <1.0 | <3.0 | <1.0 | <5.0 | <1.0 | <1.0 | <1.0 | <5.0 | NA | NA |
| MW-22 | | 1/29/2018 | <1.0 | <1.0 | <1.0 | <3.0 | <1.0 | <5.0 | <1.0 | <1.0 | <1.0 | <5.0 | NA | NA |
| MW-22 | | 4/9/2018 | <1.00 | <1.00 | <1.00 | <3.00 | <1.00 | <5.00 | <1.00 | <1.00 | <1.00 | <5.00 | NA | NA |
| MW-22 | | 7/30/2018 | <1.00 | <1.00 | <1.00 | <3.00 | <1.00 | <5.00 | <1.00 | <1.00 | <1.00 | <5.00 | NA | NA |
| MW-22 | | 10/22/2018 | <1.00 | <1.00 | <1.00 | <3.00 | <1.00 | <5.00 | <1.00 | <1.00 | <1.00 | <5.00 | NA | NA |
| MW-22 | | 4/8/2019 | <1.00 | <1.00 | <1.00 | <3.00 | <1.00 | <5.00 | <1.00 | <1.00 | <1.00 | <5.00 | NA | NA |
| MW-22 | | 7/29/2019 | <1.00 | <1.00 | <1.00 | <3.00 | <1.00 | <5.00 | <1.00 | <1.00 | <1.00 | <5.00 | NA | NA |
| MW-22 | | 10/21/2019 | <1.00 | <1.00 | <1.00 | <3.00 | <1.00 | <5.00 | <1.00 | <1.00 | <1.00 | <5.00 | NA | NA |
| MW-22 | | 1/20/2020 | <1.00 | <1.00 | <1.00 | <3.00 | <1.00 | <5.00 | <1.00 | <1.00 | <1.00 | <5.00 | NA | NA |
| MW-22 | | 4/6/2020 | <1.00 | <1.00 | <1.00 | <3.00 | <1.00 | <5.00 | <1.00 | <1.00 | <1.00 | <5.00 | NA | NA |
| MW-22 | | 7/20/2020 | <1.00 | <1.00 | <1.00 | <3.00 | <1.00 | <5.00 | <1.00 | <1.00 | <1.00 | <5.00 | NA | NA |
| MW-22 | | 11/2/2020 | <1.00 | <1.00 | <1.00 | <3.00 | <1.00 | <5.00 | <1.00 | <1.00 | <1.00 | <5.00 | NA | NA |
| MW-22 | | 1/26/2021 | <1.00 | <1.00 | <1.00 | <3.00 | <1.00 | <5.00 | <1.00 | <1.00 | <1.00 | <5.00 | NA | NA |
| MW-22 | | 4/12/2021 | <1.00 | <1.00 | <1.00 | <3.00 | <1.00 | <5.00 | <1.00 | <1.00 | <1.00 | <5.00 | NA | NA |

| Well ID | Quality Control Sample | Sample Date | Benzene (µg/L) | Toluene (µg/L) | Ethylbenzene (µg/L) | Xylenes, Total (µg/L) | MTBE (µg/L) | TBA (µg/L) | PCE (µg/L) | TCE (µg/L) | C12DCE (µg/L) | $CCl_2F_2$ (µg/L) | TPH (µg/L) | PAH (µg/L) |
|---|---|---|---|---|---|---|---|---|---|---|---|---|---|---|
| Arizona AWQS (µg/L) | | | 5 | 1,000 | 700 | 10,000 | N/A | N/A | 5 | 5 | 70 | N/A | N/A | N/A |
| MW-22 | | 7/13/2021 | <1.00 | <1.00 | <1.00 | <3.00 | <1.00 | <5.00 | <1.00 | <1.00 | <1.00 | <5.00 | NA | NA |
| MW-22 | | 10/19/2021 | <1.00 | <1.00 | <1.00 | <3.00 | <1.00 | <5.00 | <1.00 | <1.00 | <1.00 | <5.00 | NA | NA |
| MW-22 | | 1/5/2022 | <1.00 | <1.00 | <1.00 | <3.00 | <1.00 | <5.00 | <1.00 | <1.00 | <1.00 | <5.00 | NA | NA |
| MW-22 | | 4/7/2022 | <1.00 | <1.00 | <1.00 | <3.00 | <1.00 | <5.00 | <1.00 | <1.00 | <1.00 | <5.00 | NA | NA |
| MW-22 | | 7/13/2022 | <1.00 | <1.00 | <1.00 | <3.00 | <1.00 | <5.00 | <1.00 | <1.00 | <1.00 | <5.00 | NA | NA |
| MW-22 | | 11/16/2022 | <1.00 | <1.00 | <1.00 | <3.00 | <1.00 | <5.00 | <1.00 | <1.00 | <1.00 | <5.00 | NA | NA |
| MW-22 | | 1/20/2023 | <1.00 | <1.00 | <1.00 | <3.00 | <1.00 | <5.00 | <1.00 | <1.00 | <1.00 | <5.00 | NA | NA |
| MW-22 | | 4/12/2023 | <1.00 | <1.00 | <1.00 | <3.00 | <1.00 | <5.00 | <1.00 | <1.00 | <1.00 | <5.00 | NA | NA |
| MW-22 | | 8/8/2023 | <1.00 | <1.00 | <1.00 | <3.00 | <1.00 | <5.00 | <1.00 | <1.00 | <1.00 | <5.00 | NA | NA |
| MW-22 | | 10/19/2023 | <1.00 | <1.00 | <1.00 | <3.00 | <1.00 | <5.00 | <1.00 | <1.00 | <1.00 | <5.00 | NA | NA |
| MW-22 | | 3/4/2024 | <1.00 | <1.00 | <1.00 | <3.00 | <1.00 | <5.00 | <1.00 | <1.00 | <1.00 | <5.00 | NA | NA |
| MW-22 | | 5/16/2024 | <1.00 | <1.00 | <1.00 | <3.00 | <1.00 | 8.04 | <1.00 | <1.00 | <1.00 | <5.00 | NA | NA |
| MW-23 | | 2/17/2004 | ND | ND | 0.6 | 3.1 | ND | NA | ND | ND | <1.0 | <1.0 | ND | NA |
| MW-23 | | 2/25/2004 | ND | 1.0 | ND | 2.1 | ND | NA | ND | ND | NA | NA | NA | NA |
| MW-23 | | 3/30/2004 | <1.0 | <1.0 | <1.0 | <2.0 | <1.0 | NA | <1.0 | <1.0 | NA | NA | NA | NA |
| MW-23 | | 4/27/2004 | <1.0 | <1.0 | <1.0 | <2.0 | <1.0 | NA | <1.0 | <1.0 | NA | NA | NA | NA |
| MW-23 | | 5/25/2004 | <1.0 | <1.0 | <1.0 | <2.0 | <1.0 | NA | <1.0 | <1.0 | <1.0 | <1.0 | NA | NA |
| MW-23 | | 6/30/2004 | <1.0 | 6.8 | <1.0 | <2.0 | <1.0 | NA | <1.0 | <1.0 | <1.0 | <1.0 | NA | NA |
| MW-23 | | 7/30/2004 | <1.0 | 1.6 | <1.0 | <2.0 | <1.0 | NA | <1.0 | <1.0 | <1.0 | <1.0 | NA | NA |
| MW-23 | | 8/25/2004 | <1.0 | <1.0 | <1.0 | <2.0 | <1.0 | NA | <1.0 | <1.0 | <1.0 | <1.0 | NA | NA |
| MW-23 | | 9/28/2004 | <1.0 | <1.0 | <1.0 | <2.0 | <1.0 | NA | <1.0 | <1.0 | <1.0 | <1.0 | NA | NA |
| MW-23 | | 10/25/2004 | <1.0 | <1.0 | <1.0 | <2.0 | <1.0 | NA | <1.0 | <1.0 | <1.0 | <1.0 | NA | NA |
| MW-23 | | 11/30/2004 | <1.0 | <1.0 | <1.0 | <2.0 | <1.0 | NA | <1.0 | <1.0 | <1.0 | <1.0 | NA | NA |
| MW-23 | | 12/29/2004 | <1.0 | <1.0 | <1.0 | <2.0 | <1.0 | NA | <1.0 | <1.0 | <1.0 | <1.0 | NA | NA |
| MW-23 | | 2/2/2005 | <1.0 | <1.0 | <1.0 | <2.0 | <1.0 | NA | <1.0 | <1.0 | <1.0 | <1.0 | NA | NA |
| MW-23 | | 2/23/2005 | <1.0 | <1.0 | <1.0 | <2.0 | <1.0 | NA | <1.0 | <1.0 | <1.0 | <1.0 | NA | NA |
| MW-23 | | 3/30/2005 | <1.0 | <1.0 | <1.0 | <2.0 | <1.0 | NA | <1.0 | <1.0 | <1.0 | <1.0 | <1.0 | <1.0 |
| MW-23 | | 4/26/2005 | <1.0 | <1.0 | <1.0 | <2.0 | <1.0 | NA | <1.0 | <1.0 | <1.0 | <1.0 | <1.0 | <1.0 |
| MW-23 | | 5/24/2005 | <1.0 | <1.0 | <1.0 | <2.0 | <1.0 | NA | <1.0 | <1.0 | <1.0 | <1.0 | NA | NA |
| MW-23 | | 6/28/2005 | <1.0 | <1.0 | <1.0 | <2.0 | <1.0 | NA | <1.0 | <1.0 | <1.0 | <1.0 | <1.0 | NA |
| MW-23 | | 7/26/2005 | <1.0 | <1.0 | <1.0 | <2.0 | <1.0 | NA | <1.0 | <1.0 | <1.0 | <1.0 | <1.0 | NA |
| MW-23 | | 8/30/2005 | <1.0 | <1.0 | <1.0 | <2.0 | <1.0 | NA | <1.0 | <1.0 | <1.0 | <1.0 | NA | NA |
| MW-23 | Duplicate | 8/30/2005 | <1.0 | <1.0 | <1.0 | <2.0 | <1.0 | NA | <1.0 | <1.0 | <1.0 | <1.0 | NA | NA |

| Well ID | Quality Control Sample | Sample Date | Benzene (µg/L) | Toluene (µg/L) | Ethylbenzene (µg/L) | Xylenes, Total (µg/L) | MTBE (µg/L) | TBA (µg/L) | PCE (µg/L) | TCE (µg/L) | C12DCE (µg/L) | $CCl_2F_2$ (µg/L) | TPH (µg/L) | PAH (µg/L) |
|---|---|---|---|---|---|---|---|---|---|---|---|---|---|---|
| Arizona AWQS (µg/L) | | | 5 | 1,000 | 700 | 10,000 | N/A | N/A | 5 | 5 | 70 | N/A | N/A | N/A |
| MW-23 | | 9/27/2005 | <1.0 | <1.0 | <1.0 | <2.0 | <1.0 | NA | <1.0 | <1.0 | <1.0 | <1.0 | NA | NA |
| MW-23 | | 10/24/2005 | <1.0 | <1.0 | <1.0 | <2.0 | <1.0 | NA | <1.0 | <1.0 | <1.0 | <1.0 | <1.0 | NA |
| MW-23 | | 11/23/2005 | <1.0 | <1.0 | <1.0 | <2.0 | <1.0 | NA | <1.0 | <1.0 | <1.0 | <1.0 | NA | NA |
| MW-23 | | 12/27/2005 | <1.0 | <1.0 | <1.0 | <2.0 | <1.0 | NA | <1.0 | <1.0 | <1.0 | <1.0 | NA | NA |
| MW-23 | | 1/23/2006 | <1.0 | <1.0 | <1.0 | <2.0 | <1.0 | NA | <1.0 | <1.0 | <1.0 | <1.0 | <2.0 | NA |
| MW-23 | | 2/20/2006 | <1.0 | <1.0 | <1.0 | <2.0 | <1.0 | NA | <1.0 | <1.0 | <1.0 | <1.0 | NA | NA |
| MW-23 | | 3/28/2006 | <1.0 | <1.0 | <1.0 | <2.0 | <1.0 | NA | <1.0 | <1.0 | <1.0 | <1.0 | NA | NA |
| MW-23 | Duplicate | 3/28/2006 | <1.0 | <1.0 | <1.0 | <2.0 | <1.0 | NA | <1.0 | <1.0 | <1.0 | <1.0 | NA | NA |
| MW-23 | | 4/25/2006 | <1.0 | <1.0 | <1.0 | <2.0 | <1.0 | NA | <1.0 | <1.0 | <1.0 | <1.0 | <2.0 | NA |
| MW-23 | | 5/23/2006 | <1.0 | <1.0 | <1.0 | <2.0 | <1.0 | NA | <1.0 | <1.0 | <1.0 | <1.0 | NA | NA |
| MW-23 | | 6/28/2006 | <1.0 | <1.0 | <1.0 | <2.0 | <1.0 | NA | <1.0 | <1.0 | <1.0 | <1.0 | NA | NA |
| MW-23 | | 8/2/2006 | <1.0 | <1.0 | <1.0 | <2.0 | <1.0 | NA | <1.0 | <1.0 | <1.0 | <1.0 | <2.0 | NA |
| MW-23 | | 8/30/2006 | <1.0 | <1.0 | <1.0 | <2.0 | <1.0 | NA | <1.0 | <1.0 | <1.0 | <1.0 | NA | NA |
| MW-23 | | 9/27/2006 | 2.0 | <1.0 | <1.0 | <2.0 | <1.0 | NA | <1.0 | <1.0 | <1.0 | <1.0 | NA | NA |
| MW-23 | | 10/24/2006 | 1.8 | <1.0 | <1.0 | <2.0 | <1.0 | NA | <1.0 | <1.0 | <1.0 | <1.0 | <2.0 | NA |
| MW-23 | | 11/21/2006 | <1.0 | <1.0 | <1.0 | <2.0 | <1.0 | NA | <1.0 | <1.0 | <1.0 | <1.0 | NA | NA |
| MW-23 | | 12/27/2006 | 3.1 | <1.0 | <1.0 | <2.0 | <1.0 | NA | <1.0 | <1.0 | <1.0 | <1.0 | NA | NA |
| MW-23 | | 1/30/2007 | <1.0 | <1.0 | <1.0 | <2.0 | <1.0 | NA | <1.0 | <1.0 | <1.0 | <1.0 | <2.0 | NA |
| MW-23 | Duplicate | 1/30/2007 | <1.0 | <1.0 | <1.0 | <2.0 | <1.0 | NA | <1.0 | <1.0 | <1.0 | <1.0 | NA | NA |
| MW-23 | | 4/25/2007 | <1.0 | <1.0 | <1.0 | <2.0 | <1.0 | NA | <1.0 | 1.1 | <1.0 | <1.0 | NA | NA |
| MW-23 | | 7/24/2007 | <1.0 | <1.0 | <1.0 | <2.0 | <1.0 | NA | <1.0 | 1.1 | <1.0 | <1.0 | NA | NA |
| MW-23 | | 10/23/2007 | <1.0 | <1.0 | <1.0 | <2.0 | <1.0 | NA | 1.3 | <1.0 | <1.0 | <1.0 | NA | NA |
| MW-23 | | 1/28/2008 | <0.5 | <0.5 | <0.5 | <1.5 | <0.5 | NA | 1.3 | <0.5 | <0.5 | <0.5 | <5.0 | NA |
| MW-23 | | 4/22/2008 | <0.5 | <0.5 | <0.5 | <1.5 | <0.5 | NA | 1.6 | <0.5 | <0.5 | <0.5 | NA | NA |
| MW-23 | | 7/30/2008 | <0.5 | <0.5 | <0.5 | <1.5 | <0.5 | NA | 1.2 | <0.5 | <0.5 | 0.7 | NA | NA |
| MW-23 | | 10/14/2008 | <1.0 | <1.0 | <1.0 | <1.0 | <1.0 | NA | 2.4 | <1.0 | <1.0 | 1.1 | NA | NA |
| MW-23 | | 1/27/2009 | <1.0 | <1.0 | <1.0 | <2.0 | <1.0 | NA | 1.6 | <1.0 | <1.0 | <1.0 | NA | NA |
| MW-23 | | 4/28/2009 | <1.0 | 1.2 | <1.0 | <2.0 | <1.0 | NA | <1.0 | <1.0 | <1.0 | <1.0 | NA | NA |
| MW-23 | | 7/21/2009 | <1.0 | <1.0 | <1.0 | <2.0 | <1.0 | NA | <1.0 | <1.0 | <1.0 | <1.0 | NA | NA |
| MW-23 | | 10/7/2009 | <1.0 | <1.0 | <1.0 | <1.0 | <1.0 | NA | <1.0 | <1.0 | <1.0 | <1.0 | NA | NA |
| MW-23 | | 1/20/2010 | <1.0 | <1.0 | <1.0 | <1.0 | <1.0 | NA | <1.0 | <1.0 | <1.0 | <1.0 | NA | NA |
| MW-23 | | 4/13/2010 | <1.0 | <1.0 | <1.0 | <1.0 | <1.0 | <10 | <1.0 | <1.0 | <1.0 | <1.0 | NA | NA |
| MW-23 | | 7/13/2010 | <1.0 | <5.0 | <1.0 | <3.0 | <1.0 | <50 | <1.0 | <1.0 | <1.0 | <5.0 | NA | NA |

| Well ID | Quality Control Sample | Sample Date | Benzene (µg/L) | Toluene (µg/L) | Ethylbenzene (µg/L) | Xylenes, Total (µg/L) | MTBE (µg/L) | TBA (µg/L) | PCE (µg/L) | TCE (µg/L) | C12DCE (µg/L) | $CCl_2F_2$ (µg/L) | TPH (µg/L) | PAH (µg/L) |
|---|---|---|---|---|---|---|---|---|---|---|---|---|---|---|
| Arizona AWQS (µg/L) | | | 5 | 1,000 | 700 | 10,000 | N/A | N/A | 5 | 5 | 70 | N/A | N/A | N/A |
| MW-23 | | 10/19/2010 | <1.0 | <5.0 | <1.0 | <3.0 | <1.0 | <50 | <1.0 | <1.0 | <1.0 | <5.0 | NA | NA |
| MW-23 | | 1/12/2011 | <1.0 | <5.0 | <1.0 | <3.0 | <1.0 | <50 | <1.0 | <1.0 | <1.0 | <5.0 | NA | NA |
| MW-23 | | 4/12/2011 | <1.0 | <5.0 | <1.0 | <3.0 | <1.0 | <50 | <1.0 | <1.0 | <1.0 | <5.0 | NA | NA |
| MW-23 | | 7/12/2011 | <1.0 | <5.0 | <1.0 | <3.0 | <1.0 | <50 | <1.0 | <1.0 | <1.0 | <5.0 | NA | NA |
| MW-23 | | 10/11/2011 | <1.0 | <5.0 | <1.0 | <3.0 | <1.0 | <50 | <1.0 | <1.0 | <1.0 | <5.0 | NA | NA |
| MW-23 | | 1/17/2012 | <1.0 | <5.0 | <1.0 | <3.0 | <1.0 | <5.0 | <1.0 | <1.0 | <1.0 | <5.0 | NA | NA |
| MW-23 | | 4/3/2012 | <1.0 | <5.0 | <1.0 | <3.0 | <1.0 | <5.0 | <1.0 | <1.0 | <1.0 | <5.0 | NA | NA |
| MW-23 | | 4/3/2012 | <1.0 | <5.0 | <1.0 | <3.0 | <1.0 | <5.0 | <1.0 | <1.0 | <1.0 | <5.0 | NA | NA |
| MW-23 | Duplicate | 4/3/2012 | <1.0 | <5.0 | <1.0 | <3.0 | <1.0 | <5.0 | <1.0 | <1.0 | <1.0 | <5.0 | NA | NA |
| MW-23 | | 7/10/2012 | <1.0 | 12 | <1.0 | <3.0 | <1.0 | <5.0 | <1.0 | <1.0 | <1.0 | <5.0 | NA | NA |
| MW-23 | Duplicate | 7/10/2012 | <1.0 | 9.1 | <1.0 | <3.0 | <1.0 | <5.0 | <1.0 | <1.0 | <1.0 | <5.0 | NA | NA |
| MW-23 | | 10/23/2012 | <1.0 | <5.0 | <1.0 | <3.0 | <1.0 | <5.0 | <1.0 | <1.0 | <1.0 | <5.0 | NA | NA |
| MW-23 | | 1/22/2013 | <1.0 | <5.0 | <1.0 | <3.0 | <1.0 | <5.0 | <1.0 | <1.0 | <1.0 | <5.0 | NA | NA |
| MW-23 | | 4/16/2013 | <1.0 | <5.0 | <1.0 | <3.0 | <1.0 | <5.0 | <1.0 | <1.0 | <1.0 | <5.0 | NA | NA |
| MW-23 | | 7/9/2013 | <1.0 | <5.0 | <1.0 | <3.0 | <1.0 | <5.0 | <1.0 | <1.0 | <1.0 | <5.0 | NA | NA |
| MW-23 | | 10/7/2013 | <1.0 | <5.0 | <1.0 | <3.0 | <1.0 | <5.0 | <1.0 | <1.0 | <1.0 | <5.0 | NA | NA |
| MW-23 | | 1/14/2014 | <1.0 | <5.0 | <1.0 | <3.0 | <1.0 | <5.0 | <1.0 | <1.0 | <1.0 | <5.0 | NA | NA |
| MW-23 | | 4/23/2014 | <1.0 | <5.0 | <1.0 | <3.0 | <1.0 | <5.0 | <1.0 | <1.0 | <1.0 | <5.0 | NA | NA |
| MW-23 | | 7/16/2014 | <1.0 | <5.0 | <1.0 | <3.0 | <1.0 | <5.0 | <1.0 | <1.0 | <1.0 | <5.0 | NA | NA |
| MW-24 | | 2/24/2004 | ND | 0.6 | ND | 0.6 | ND | NA | **18** | ND | NA | NA | NA | NA |
| MW-24 | | 3/29/2004 | <1.0 | <1.0 | <1.0 | <2.0 | <1.0 | NA | **18** | <1.0 | NA | NA | NA | NA |
| MW-24 | | 4/28/2004 | <1.0 | <1.0 | <1.0 | <2.0 | <1.0 | NA | **15** | <1.0 | NA | NA | NA | NA |
| MW-24 | | 5/26/2004 | <1.0 | <1.0 | <1.0 | <2.0 | <1.0 | NA | **15** | <1.1 | <1.0 | 2.2 | NA | NA |
| MW-24 | | 6/29/2004 | <1.0 | 10 | <1.0 | <2.0 | <1.0 | NA | **14** | <1.1 | <1.0 | 2.1 | NA | NA |
| MW-24 | Duplicate | 6/29/2004 | <1.0 | 8.2 | <1.0 | <2.0 | <1.0 | NA | **13** | <1.0 | <1.0 | 1.8 | NA | NA |
| MW-24 | | 7/30/2004 | <1.0 | 10 | <1.0 | <2.0 | <1.0 | NA | **12** | <1.1 | <1.0 | 2.2 | NA | NA |
| MW-24 | | 8/25/2004 | <1.0 | <1.0 | <1.0 | <2.0 | <1.0 | NA | **10** | <1.1 | <1.0 | 1.9 | NA | NA |
| MW-24 | | 9/29/2004 | <1.0 | <1.0 | <1.0 | <2.0 | <1.0 | NA | **11** | <1.0 | <1.0 | 2.0 | NA | NA |
| MW-24 | | 10/25/2004 | <1.0 | <1.0 | <1.0 | <2.0 | <1.0 | NA | **11** | <1.0 | <1.0 | 2.0 | NA | NA |
| MW-24 | | 12/1/2004 | <1.0 | <1.0 | <1.0 | <2.0 | <1.0 | NA | **9.3** | <1.0 | <1.0 | 1.8 | NA | NA |
| MW-24 | | 12/30/2004 | <1.0 | <1.0 | <1.0 | <2.0 | <1.0 | NA | **9.2** | <1.0 | <1.0 | 1.8 | NA | NA |
| MW-24 | | 2/3/2005 | <1.0 | <1.0 | <1.0 | <2.0 | <1.0 | NA | **8.5** | <1.0 | <1.0 | 1.5 | NA | NA |
| MW-24 | | 2/24/2005 | <1.0 | <1.0 | <1.0 | <2.0 | <1.0 | NA | **8.8** | <1.0 | <1.0 | 1.7 | NA | NA |

| Well ID | Quality Control Sample | Sample Date | Benzene (µg/L) | Toluene (µg/L) | Ethylbenzene (µg/L) | Xylenes, Total (µg/L) | MTBE (µg/L) | TBA (µg/L) | PCE (µg/L) | TCE (µg/L) | C12DCE (µg/L) | $CCl_2F_2$ (µg/L) | TPH (µg/L) | PAH (µg/L) |
|---|---|---|---|---|---|---|---|---|---|---|---|---|---|---|
| Arizona AWQS (µg/L) | | | 5 | 1,000 | 700 | 10,000 | N/A | N/A | 5 | 5 | 70 | N/A | N/A | N/A |
| MW-24 | | 3/31/2005 | <1.0 | <1.0 | <1.0 | <2.0 | <1.0 | NA | **7.1** | <1.0 | <1.0 | 1.3 | 1.3 | <1.0 |
| MW-24 | | 4/27/2005 | <1.0 | <1.0 | <1.0 | <2.0 | <1.0 | NA | **7.4** | <1.0 | <1.0 | 1.6 | <2.0 | NA |
| MW-24 | | 5/25/2005 | <1.0 | <1.0 | <1.0 | <2.0 | <1.0 | NA | **8.2** | <1.0 | <1.0 | 1.4 | NA | NA |
| MW-24 | | 6/28/2005 | <1.0 | <1.0 | <1.0 | <2.0 | <1.0 | NA | **8.1** | <1.0 | <1.0 | 1.7 | <2.1 | NA |
| MW-24 | Duplicate | 6/28/2005 | <1.0 | <1.0 | <1.0 | <2.0 | <1.0 | NA | **7.6** | <1.0 | <1.0 | 1.6 | NA | NA |
| MW-24 | | 7/27/2005 | <1.0 | <1.0 | <1.0 | <2.0 | <1.0 | NA | **7.1** | <1.0 | <1.0 | 2.6 | <2.0 | NA |
| MW-24 | | 8/31/2005 | <1.0 | <1.0 | <1.0 | <2.0 | <1.0 | NA | **7.7** | <1.0 | <1.0 | 1.8 | NA | NA |
| MW-24 | | 9/29/2005 | 4.6 | 36 | 8.1 | 64 | <1.0 | NA | **7.2** | <1.0 | <1.0 | 1.5 | NA | NA |
| MW-24 | | 10/25/2005 | <1.0 | <1.0 | <1.0 | <2.0 | <1.0 | NA | **7.1** | <1.0 | <1.0 | 1.4 | <2.0 | NA |
| MW-24 | | 11/28/2005 | <1.0 | <1.0 | <1.0 | <2.0 | 5.5 | NA | **7.8** | <1.0 | <1.0 | 1.6 | NA | NA |
| MW-24 | | 12/29/2005 | <1.0 | <1.0 | <1.0 | <2.0 | <1.0 | NA | **8.7** | <1.0 | <1.0 | 1.5 | NA | NA |
| MW-24 | | 1/25/2006 | <1.0 | <1.0 | <1.0 | <2.0 | <1.0 | NA | **6.5** | <1.0 | <1.0 | 1.5 | <2.0 | NA |
| MW-24 | Duplicate | 1/25/2006 | <1.0 | <1.0 | <1.0 | <2.0 | <1.0 | NA | **6.5** | <1.0 | <1.0 | 1.4 | NA | NA |
| MW-24 | | 2/21/2006 | **10** | 34 | 7.2 | 33.3 | <1.0 | NA | **7.8** | <1.0 | <1.0 | 1.6 | NA | NA |
| MW-24 | | 3/30/2006 | <1.0 | <1.0 | <1.0 | <2.0 | <1.0 | NA | **8.1** | <1.0 | <1.0 | 1.6 | NA | NA |
| MW-24 | | 4/27/2006 | <1.0 | <1.0 | <1.0 | <2.0 | 2.4 | NA | **7.1** | <1.0 | <1.0 | 2.2 | <2.0 | NA |
| MW-24 | | 5/24/2006 | **10** | 34 | 7.2 | 33.3 | 2.6 | NA | **8.5** | <1.0 | <1.0 | 2.0 | NA | NA |
| MW-24 | Duplicate | 5/24/2006 | <1.0 | <1.0 | <1.0 | <2.0 | 2.1 | NA | **8.3** | <1.0 | <1.0 | 2.3 | NA | NA |
| MW-24 | | 6/29/2006 | <1.0 | <1.0 | <1.0 | <2.0 | 3.9 | NA | **7.5** | <1.0 | <1.0 | 2.0 | NA | NA |
| MW-24 | | 8/3/2006 | <1.0 | <1.0 | <1.0 | <2.0 | 16 | NA | **7.6** | <1.0 | <1.0 | 2.0 | <2.0 | NA |
| MW-24 | | 8/31/2006 | <1.0 | <1.0 | <1.0 | <2.0 | 58 | NA | **7.0** | <1.0 | <1.0 | 1.8 | NA | NA |
| MW-24 | | 9/28/2006 | <1.0 | <1.0 | <1.0 | <2.0 | 15 | NA | **7.5** | <1.0 | <1.0 | 2.2 | NA | NA |
| MW-24 | | 10/26/2006 | <1.0 | <1.0 | <1.0 | <2.0 | 9.5 | NA | **8.3** | <1.0 | <1.0 | 1.9 | <2.0 | NA |
| MW-24 | Duplicate | 10/26/2006 | <1.0 | <1.0 | <1.0 | <2.0 | 10 | NA | **8.6** | <1.0 | <1.0 | 2.0 | <2.0 | NA |
| MW-24 | | 11/22/2006 | <1.0 | <1.0 | <1.0 | <2.0 | 6.7 | NA | **7.3** | <1.0 | <1.0 | 1.3 | NA | NA |
| MW-24 | | 12/29/2006 | <1.0 | <1.0 | <1.0 | <2.0 | 9.3 | NA | **7.6** | <1.0 | <1.0 | 1.6 | NA | NA |
| MW-24 | | 1/31/2007 | <1.0 | <1.0 | <1.0 | <2.0 | 22 | NA | **7.3** | <1.0 | <1.0 | 1.9 | <2.0 | NA |
| MW-24 | | 4/26/2007 | <1.0 | <1.0 | <1.0 | <2.0 | 150 | NA | **8.2** | <1.0 | <1.0 | 2.2 | NA | NA |
| MW-24 | | 7/26/2007 | 2.3 | <1.0 | <1.0 | <2.0 | 760 | NA | **11** | <1.0 | <1.0 | 2.6 | NA | NA |
| MW-24 | | 10/25/2007 | <10 | <10 | <10 | <20 | 1,100 | NA | <10 | <10 | <10 | <10 | NA | NA |
| MW-24 | | 1/31/2008 | **72** | <0.5 | <0.5 | 6.1 | 4,300 | NA | **10** | <0.5 | <0.5 | 1.5 | <5.0 | NA |
| MW-24 | | 4/24/2008 | **250** | <2.5 | <2.5 | 11 | 9,000 | NA | **10** | <2.5 | <2.5 | <2.5 | NA | NA |
| MW-24 | | 8/1/2008 | **630** | <50 | <50 | <150 | 21,000 | NA | <50 | <50 | <50 | <50 | NA | NA |

| Well ID | Quality Control Sample | Sample Date | Benzene (µg/L) | Toluene (µg/L) | Ethylbenzene (µg/L) | Xylenes, Total (µg/L) | MTBE (µg/L) | TBA (µg/L) | PCE (µg/L) | TCE (µg/L) | C12DCE (µg/L) | $CCl_2F_2$ (µg/L) | TPH (µg/L) | PAH (µg/L) |
|---|---|---|---|---|---|---|---|---|---|---|---|---|---|---|
| Arizona AWQS (µg/L) | | | 5 | 1,000 | 700 | 10,000 | N/A | N/A | 5 | 5 | 70 | N/A | N/A | N/A |
| MW-24 | | 10/16/2008 | **230** | 100 | 14 | 64 | 2,100 | NA | **7.9** | <2.0 | <2.0 | <2.0 | NA | NA |
| MW-24 | | 1/29/2009 | **190** | 8.9 | <5.0 | 11.8 | 4,000 | NA | <10 | <10 | <10 | <10 | NA | NA |
| MW-24 | | 4/30/2009 | **120** | <2.5 | 3.8 | <5.0 | 3,900 | NA | **5.5** | <5.0 | <5.0 | <5.0 | NA | NA |
| MW-24 | | 7/22/2009 | **800** | <50 | <50 | <100 | 24,000 | NA | <100 | <100 | <100 | <100 | NA | NA |
| MW-24 | | 10/8/2009 | **1,100** | <100 | <100 | <100 | 29,000 | NA | <200 | <200 | <200 | <200 | NA | NA |
| MW-24 | | 1/22/2010 | **2,100** | <50 | <50 | <50 | 54,000 | NA | <100 | <100 | <100 | <100 | NA | NA |
| MW-24 | | 4/14/2010 | **760** | <50 | <50 | <50 | 52,000 | <1,000 | <100 | <100 | <100 | <100 | NA | NA |
| MW-24 | Duplicate | 4/14/2010 | **750** | <50 | <50 | <50 | 49,000 | <1,000 | <100 | <100 | <100 | <100 | NA | NA |
| MW-24 | | 7/14/2010 | **180** | <250 | <50 | <150 | 58,000 | <2,500 | <50 | <50 | <50 | <250 | NA | NA |
| MW-24 | | 10/20/2010 | **28** | <25 | <5.0 | <15 | 47,000 | <25,000 | **8.8** | <5.0 | <5.0 | <25 | NA | NA |
| MW-24 | | 1/13/2011 | <500 | <2,500 | <500 | <1,500 | 55,000 | <25,000 | <500 | <500 | <500 | <2,500 | NA | NA |
| MW-24 | | 4/13/2011 | **55** | <120 | <25 | <75 | 50,000 | 1,400 | <25 | <25 | <25 | <120 | NA | NA |
| MW-24 | | 7/14/2011 | <100 | <500 | <100 | <300 | 50,000 | <50,000 | <100 | <100 | <100 | <500 | NA | NA |
| MW-24 | | 10/13/2011 | <1.0 | <5.0 | <1.0 | <3.0 | 21,000 | 9,300 | 2.9 | 3.2 | <1.0 | <5.0 | NA | NA |
| MW-24 | Duplicate | 10/13/2011 | <10 | <50 | <10 | <30 | 21,000 | 8,700 | <10 | <10 | <10 | <50 | NA | NA |
| MW-24 | | 1/20/2012 | **36** | <120 | <25 | <75 | 40,000 | 11,000 | <25 | <25 | <25 | <120 | NA | NA |
| MW-24 | Duplicate | 1/20/2012 | **32** | <120 | <25 | <75 | 38,000 | 9,300 | <25 | <25 | <25 | <120 | NA | NA |
| MW-24 | | 4/5/2012 | **25** | <5.0 | <1.0 | <3.0 | 40,000 | 12,000 | 2.1 | 3.5 | <1.0 | <5.0 | NA | NA |
| MW-24 | | 4/5/2012 | **25** | <5.0 | <1.0 | <3.0 | 40,000 | 12,000 | 2.1 | 3.5 | <1.0 | <5.0 | NA | NA |
| MW-24 | | 7/12/2012 | <200 | <1,000 | <200 | <600 | 9,500 | 8,400 | <200 | <200 | <200 | <1,000 | NA | NA |
| MW-24 | | 10/26/2012 | <1,000 | <5,000 | <1,000 | <3,000 | 16,000 | <25,000 | <1,000 | <1,000 | <1,000 | <5,000 | NA | NA |
| MW-24 | | 1/29/2013 | 2.6 | <5.0 | <1.0 | 17 | 5,600 | 26,000 | <1.0 | 1.8 | <1.0 | <5.0 | NA | NA |
| MW-24 | Duplicate | 1/29/2013 | 2.8 | <5.0 | <1.0 | 18 | 5,900 | 22,000 | <1.0 | 2.0 | <1.0 | <5.0 | NA | NA |
| MW-24 | | 4/19/2013 | <250 | <1,200 | <250 | <750 | 1,100 | 7,600 | <250 | <250 | <250 | <1,200 | NA | NA |
| MW-24 | | 7/12/2013 | <50 | <250 | <50 | <150 | 6,200 | 14,000 | <50 | <50 | <50 | <250 | NA | NA |
| MW-24 | | 10/10/2013 | <100 | <500 | <100 | <300 | 2,500 | 6,100 | <100 | <100 | <100 | <500 | NA | NA |
| MW-24 | | 1/20/2014 | <50 | <250 | <50 | <150 | 1,400 | 16,000 | <50 | <50 | <50 | <250 | NA | NA |
| MW-24 | Duplicate | 1/20/2014 | <50 | <250 | <50 | <150 | 1,400 | 24,000 | <50 | <50 | <50 | <250 | NA | NA |
| MW-24 | | 4/24/2014 | <2.0 | <10 | <2.0 | <6.0 | 260 | 17,000 | <2.0 | <2.0 | <2.0 | <10 | NA | NA |
| MW-24 | | 7/22/2014 | <2.0 | <10 | <2.0 | <6.0 | 530 | 11,000 | <2.0 | <2.0 | <2.0 | <10 | NA | NA |
| MW-24 | | 10/7/2014 | <250 | <1,200 | <250 | <750 | 260 | 8,100 | <250 | <250 | <250 | <1,200 | NA | NA |
| MW-24 | | 1/26/2015 | <5.0 | <25 | <5.0 | <15 | 630 | 12,000 | <5.0 | <5.0 | <5.0 | <25 | NA | NA |
| MW-24 | | 4/22/2015 | <5.0 | <25 | <5.0 | <15 | 120 | 930 | <5.0 | <5.0 | <5.0 | <25 | NA | NA |

| Well ID | Quality Control Sample | Sample Date | Benzene (µg/L) | Toluene (µg/L) | Ethylbenzene (µg/L) | Xylenes, Total (µg/L) | MTBE (µg/L) | TBA (µg/L) | PCE (µg/L) | TCE (µg/L) | C12DCE (µg/L) | $CCl_2F_2$ (µg/L) | TPH (µg/L) | PAH (µg/L) |
|---|---|---|---|---|---|---|---|---|---|---|---|---|---|---|
| Arizona AWQS (µg/L) | | | 5 | 1,000 | 700 | 10,000 | N/A | N/A | 5 | 5 | 70 | N/A | N/A | N/A |
| MW-24 | | 1/11/2016 | <5.0 | <25 | <5.0 | <15 | 36.3 | 921 | <5.0 | <5.0 | <5.0 | <25 | NA | NA |
| MW-24 | | 4/7/2016 | <1.0 | <5.0 | <1.0 | <3.0 | 11.4 | 230 | <1.0 | <1.0 | <1.0 | <5.0 | NA | NA |
| MW-24 | | 7/26/2016 | <1.0 | <5.0 | <1.0 | <3.0 | 66.8 | 4,190 | <1.0 | <1.0 | <1.0 | <5.0 | NA | NA |
| MW-24 | | 10/12/2016 | <1.0 | <5.0 | <1.0 | <3.0 | 30.0 | 594 | 1.20 | <1.0 | <1.0 | <5.0 | NA | NA |
| MW-24 | | 1/25/2017 | <1.0 | <1.0 | <1.0 | <3.0 | 14.8 | 335 | 1.86 | <1.0 | <1.0 | <5.0 | NA | NA |
| MW-24 | Duplicate | 1/25/2017 | <1.0 | <1.0 | <1.0 | <3.0 | 14.6 | 352 | 1.73 | <1.0 | <1.0 | <5.0 | NA | NA |
| MW-24 | | 4/5/2017 | <1.0 | <1.0 | <1.0 | <3.0 | 23.6 | 206 | 1.61 | <1.0 | <1.0 | <5.0 | NA | NA |
| MW-24 | | 7/11/2017 | <1.0 | <1.0 | <1.0 | <3.0 | 15.5 | 166 | 1.74 | <1.0 | <1.0 | <5.0 | NA | NA |
| MW-24 | | 11/1/2017 | <1.0 | <1.0 | <1.0 | <3.0 | 32.6 | 489 | 1.63 | <1.0 | <1.0 | <5.0 | NA | NA |
| MW-24 | Duplicate | 11/1/2017 | <1.0 | <1.0 | <1.0 | <3.0 | 38.6 | 697 | 1.96 | <1.0 | <1.0 | <5.0 | NA | NA |
| MW-24 | | 1/31/2018 | <1.0 | <1.0 | <1.0 | <3.0 | 21.8 | 314 | 1.98 | <1.0 | <1.0 | <5.0 | NA | NA |
| MW-24 | | 4/11/2018 | <1.00 | <1.00 | <1.00 | <3.00 | 16.3 | 310 | 1.53 | <1.00 | <1.00 | <5.00 | NA | NA |
| MW-24 | | 8/1/2018 | <1.00 | <1.00 | <1.00 | <3.00 | 1.97 | 34.8 | 1.71 | <1.00 | <1.00 | <5.00 | NA | NA |
| MW-24 | | 10/24/2018 | <1.00 | <1.00 | <1.00 | <3.00 | <1.00 | <5.00 | 1.49 | <1.00 | <1.00 | <5.00 | NA | NA |
| MW-24 | | 4/10/2019 | <1.00 | <1.00 | <1.00 | <3.00 | <1.00 | <5.00 | 1.20 | <1.00 | <1.00 | <5.00 | NA | NA |
| MW-24 | | 7/31/2019 | <1.00 | <1.00 | <1.00 | <3.00 | 1.09 | <5.00 | 1.03 | <1.00 | 1.05 | <5.00 | NA | NA |
| MW-24 | | 10/23/2019 | <1.00 | <1.00 | <1.00 | <3.00 | 1.02 | <5.00 | <1.00 | <1.00 | 1.61 | <5.00 | NA | NA |
| MW-24 | | 1/22/2020 | <1.00 | <1.00 | <1.00 | <3.00 | <1.00 | <5.00 | <1.00 | <1.00 | 1.24 | <5.00 | NA | NA |
| MW-24 | | 4/8/2020 | <1.00 | <1.00 | <1.00 | <3.00 | <1.00 | <5.00 | <1.00 | <1.00 | 1.05 | <5.00 | NA | NA |
| MW-24 | | 7/22/2020 | <1.00 | <1.00 | <1.00 | <3.00 | <1.00 | <5.00 | <1.00 | <1.00 | <1.00 | <5.00 | NA | NA |
| MW-24 | | 11/3/2020 | <1.00 | <1.00 | <1.00 | <3.00 | <1.00 | 5.25 | <1.00 | <1.00 | <1.00 | <5.00 | NA | NA |
| MW-24 | | 1/27/2021 | <1.00 | <1.00 | <1.00 | <3.00 | <1.00 | 5.44 | <1.00 | <1.00 | <1.00 | <5.00 | NA | NA |
| MW-24 | | 4/15/2021 | <1.00 | <1.00 | <1.00 | <3.00 | <1.00 | <5.00 | <1.00 | <1.00 | <1.00 | <5.00 | NA | NA |
| MW-24 | | 7/14/2021 | <1.00 | <1.00 | <1.00 | <3.00 | 1.61 | 6.48 | <1.00 | <1.00 | <1.00 | <5.00 | NA | NA |
| MW-24 | Duplicate | 7/14/2021 | <1.00 | <1.00 | <1.00 | <3.00 | 1.66 | 6.87 | <1.00 | <1.00 | <1.00 | <5.00 | NA | NA |
| MW-24 | | 10/20/2021 | <1.00 | <1.00 | <1.00 | <3.00 | 4.37 | <5.00 | 1.02 | <1.00 | <1.00 | <5.00 | NA | NA |
| MW-24 | Duplicate | 10/20/2021 | <1.00 | <1.00 | <1.00 | <3.00 | 4.37 | <5.00 | <1.00 | <1.00 | <1.00 | <5.00 | NA | NA |
| MW-24 | | 1/6/2022 | <1.00 | <1.00 | <1.00 | <3.00 | 4.25 | 6.88 | <1.00 | <1.00 | <1.00 | <5.00 | NA | NA |
| MW-24 | | 4/14/2022 | <1.00 | <1.00 | <1.00 | <3.00 | 4.77 | 10.5 | <1.00 | <1.00 | <1.00 | <5.00 | NA | NA |
| MW-24 | | 7/21/2022 | <1.00 | <1.00 | <1.00 | <3.00 | 5.91 | 10.7 | <1.00 | <1.00 | <1.00 | <5.00 | NA | NA |
| MW-24 | | 11/21/2022 | <1.00 | <1.00 | <1.00 | <3.00 | 2.71 | <5.00 | <1.00 | <1.00 | <1.00 | <5.00 | NA | NA |
| MW-24 | | 1/19/2023 | <1.00 | <1.00 | <1.00 | <3.00 | 4.36 | <5.00 | <1.00 | <1.00 | <1.00 | <5.00 | NA | NA |
| MW-24 | | 4/13/2023 | <1.00 | <1.00 | <1.00 | <3.00 | 4.10 | <5.00 | <1.00 | <1.00 | <1.00 | <5.00 | NA | NA |

| Well ID | Quality Control Sample | Sample Date | Benzene (µg/L) | Toluene (µg/L) | Ethylbenzene (µg/L) | Xylenes, Total (µg/L) | MTBE (µg/L) | TBA (µg/L) | PCE (µg/L) | TCE (µg/L) | C12DCE (µg/L) | $CCl_2F_2$ (µg/L) | TPH (µg/L) | PAH (µg/L) |
|---|---|---|---|---|---|---|---|---|---|---|---|---|---|---|
| Arizona AWQS (µg/L) | | | 5 | 1,000 | 700 | 10,000 | N/A | N/A | 5 | 5 | 70 | N/A | N/A | N/A |
| MW-24 | | 8/4/2023 | <1.00 | <1.00 | <1.00 | <3.00 | 4.14 | <5.00 | <1.00 | <1.00 | <1.00 | <5.00 | NA | NA |
| MW-24 | | 10/19/2023 | <1.00 | <1.00 | <1.00 | <3.00 | 3.68 | <5.00 | <1.00 | <1.00 | <1.00 | <5.00 | NA | NA |
| MW-24 | | 3/1/2024 | <1.00 | <1.00 | <1.00 | <3.00 | 2.80 | <5.00 | <1.00 | <1.00 | <1.00 | <5.00 | NA | NA |
| MW-24 | | 5/20/2024 | <1.00 | <1.00 | <1.00 | <3.00 | 1.78 | <5.00 | <1.00 | <1.00 | <1.00 | <5.00 | NA | NA |
| MW-25 | | 3/2/2004 | 0.8 | 3.7 | 0.9 | 4.1 | ND | NA | ND | ND | NA | NA | NA | NA |
| MW-25 | Duplicate | 3/2/2004 | ND | 2.4 | ND | 1.3 | ND | NA | ND | ND | NA | NA | NA | NA |
| MW-25 | | 3/29/2004 | ND | ND | ND | ND | ND | NA | ND | ND | NA | NA | NA | NA |
| MW-25 | | 4/27/2004 | <1.0 | <1.0 | <1.0 | <2.0 | <1.0 | NA | <1.0 | <1.0 | NA | NA | NA | NA |
| MW-25 | | 5/25/2004 | <1.0 | <1.0 | <1.0 | <2.0 | <1.0 | NA | <1.0 | <1.0 | <1.0 | <1.0 | NA | NA |
| MW-25 | | 6/30/2004 | <1.0 | 5.1 | <1.0 | <2.0 | <1.0 | NA | <1.0 | <1.0 | <1.0 | <1.0 | NA | NA |
| MW-25 | | 7/30/2004 | <1.0 | 1.2 | <1.0 | <2.0 | <1.0 | NA | <1.0 | <1.0 | <1.0 | <1.0 | NA | NA |
| MW-25 | | 8/25/2004 | <1.0 | <1.0 | <1.0 | <2.0 | <1.0 | NA | <1.0 | <1.0 | <1.0 | <1.0 | NA | NA |
| MW-25 | | 9/29/2004 | <1.0 | <1.0 | <1.0 | <2.0 | <1.0 | NA | <1.0 | <1.0 | <1.0 | <1.0 | NA | NA |
| MW-25 | | 10/26/2004 | <1.0 | <1.0 | <1.0 | <2.0 | <1.0 | NA | <1.0 | <1.0 | <1.0 | <1.0 | NA | NA |
| MW-25 | | 11/30/2004 | <1.0 | <1.0 | <1.0 | <2.0 | <1.0 | NA | <1.0 | <1.0 | <1.0 | <1.0 | NA | NA |
| MW-25 | | 12/30/2004 | <1.0 | <1.0 | <1.0 | <2.0 | <1.0 | NA | <1.0 | <1.0 | <1.0 | <1.0 | NA | NA |
| MW-25 | | 2/3/2005 | <1.0 | <1.0 | <1.0 | <2.0 | <1.0 | NA | <1.0 | <1.0 | <1.0 | <1.0 | NA | NA |
| MW-25 | | 2/23/2005 | <1.0 | <1.0 | <1.0 | <2.0 | <1.0 | NA | <1.0 | <1.0 | <1.0 | <1.0 | NA | NA |
| MW-25 | | 3/29/2005 | <1.0 | <1.0 | <1.0 | <2.0 | <1.0 | NA | <1.0 | <1.0 | <1.0 | <1.0 | <1.0 | <1.0 |
| MW-25 | | 4/26/2005 | <1.0 | <1.0 | <1.0 | <2.0 | <1.0 | NA | <1.0 | <1.0 | <1.0 | <1.0 | <2.0 | NA |
| MW-25 | Duplicate | 4/26/2005 | <1.0 | <1.0 | <1.0 | <2.0 | <1.0 | NA | <1.0 | <1.0 | <1.0 | <1.0 | <2.0 | NA |
| MW-25 | | 5/24/2005 | <1.0 | <1.0 | <1.0 | <2.0 | <1.0 | NA | <1.0 | <1.0 | <1.0 | <1.0 | NA | NA |
| MW-25 | | 6/27/2005 | <1.0 | <1.0 | <1.0 | <2.0 | <1.0 | NA | <1.0 | <1.0 | <1.0 | <1.0 | NA | NA |
| MW-25 | | 7/26/2005 | <1.0 | <1.0 | <1.0 | <2.0 | <1.0 | NA | <1.0 | <1.0 | <1.0 | <1.0 | <2.0 | NA |
| MW-25 | | 8/30/2005 | <1.0 | <1.0 | <1.0 | <2.0 | <1.0 | NA | <1.0 | <1.0 | <1.0 | <1.0 | NA | NA |
| MW-25 | | 9/27/2005 | <1.0 | <1.0 | <1.0 | <2.0 | <1.0 | NA | <1.0 | <1.0 | <1.0 | <1.0 | NA | NA |
| MW-25 | | 10/25/2005 | <1.0 | <1.0 | <1.0 | <2.0 | <1.0 | NA | <1.0 | <1.0 | <1.0 | <1.0 | <2.0 | NA |
| MW-25 | | 11/23/2005 | <1.0 | <1.0 | <1.0 | <2.0 | <1.0 | NA | <1.0 | <1.0 | <1.0 | <1.0 | NA | NA |
| MW-25 | | 12/28/2005 | <1.0 | <1.0 | <1.0 | <2.0 | <1.0 | NA | <1.0 | <1.0 | <1.0 | <1.0 | NA | NA |
| MW-25 | | 1/23/2006 | <1.0 | <1.0 | <1.0 | <2.0 | <1.0 | NA | <1.0 | <1.0 | <1.0 | <1.0 | <2.0 | NA |
| MW-25 | | 2/20/2006 | <1.0 | <1.0 | <1.0 | <2.0 | <1.0 | NA | <1.0 | <1.0 | <1.0 | <1.0 | NA | NA |
| MW-25 | | 3/28/2006 | <1.0 | <1.0 | <1.0 | <2.0 | <1.0 | NA | <1.0 | <1.0 | <1.0 | <1.0 | NA | NA |
| MW-25 | | 4/26/2006 | <1.0 | <1.0 | <1.0 | <2.0 | <1.0 | NA | <1.0 | <1.0 | <1.0 | <1.0 | <2.0 | NA |

| Well ID | Quality Control Sample | Sample Date | Benzene (µg/L) | Toluene (µg/L) | Ethylbenzene (µg/L) | Xylenes, Total (µg/L) | MTBE (µg/L) | TBA (µg/L) | PCE (µg/L) | TCE (µg/L) | C12DCE (µg/L) | $CCl_2F_2$ (µg/L) | TPH (µg/L) | PAH (µg/L) |
|---|---|---|---|---|---|---|---|---|---|---|---|---|---|---|
| Arizona AWQS (µg/L) | | | 5 | 1,000 | 700 | 10,000 | N/A | N/A | 5 | 5 | 70 | N/A | N/A | N/A |
| MW-25 | | 5/23/2006 | <1.0 | <1.0 | <1.0 | <2.0 | <1.0 | NA | <1.0 | <1.0 | <1.0 | <1.0 | NA | NA |
| MW-25 | | 6/27/2006 | <1.0 | <1.0 | <1.0 | <2.0 | 1.1 | NA | <1.0 | <1.0 | <1.0 | <1.0 | NA | NA |
| MW-25 | | 8/1/2006 | <1.0 | <1.0 | <1.0 | <2.0 | <1.0 | NA | <1.0 | <1.0 | <1.0 | <1.0 | <2.0 | NA |
| MW-25 | Duplicate | 8/1/2006 | <1.0 | <1.0 | <1.0 | <2.0 | <1.0 | NA | <1.0 | <1.0 | <1.0 | <1.0 | <2.0 | NA |
| MW-25 | | 8/29/2006 | <1.0 | <1.0 | <1.0 | <2.0 | 1.4 | NA | <1.0 | <1.0 | <1.0 | <1.0 | NA | NA |
| MW-25 | | 9/26/2006 | <1.0 | <1.0 | <1.0 | <2.0 | 1.6 | NA | <1.0 | <1.0 | <1.0 | <1.0 | NA | NA |
| MW-25 | | 10/24/2006 | <1.0 | <1.0 | <1.0 | <2.0 | <1.0 | NA | <1.0 | <1.0 | <1.0 | <1.0 | <2.0 | NA |
| MW-25 | | 11/20/2006 | <1.0 | <1.0 | <1.0 | <2.0 | 8.0 | NA | <1.0 | <1.0 | <1.0 | <1.0 | NA | NA |
| MW-25 | | 12/27/2006 | <1.0 | <1.0 | <1.0 | <2.0 | 11 | NA | <1.0 | <1.0 | <1.0 | <1.0 | NA | NA |
| MW-25 | | 1/30/2007 | <1.0 | <1.0 | <1.0 | <2.0 | 13 | NA | <1.0 | <1.0 | <1.0 | <1.0 | <2.0 | NA |
| MW-25 | | 4/25/2007 | <1.0 | <1.0 | <1.0 | <2.0 | 17 | NA | <1.0 | <1.0 | <1.0 | <1.0 | NA | NA |
| MW-25 | | 7/25/2007 | <1.0 | <1.0 | <1.0 | <2.0 | 27 | NA | <1.0 | <1.0 | <1.0 | <1.0 | NA | NA |
| MW-25 | | 10/24/2007 | <1.0 | <1.0 | <1.0 | <2.0 | 26 | NA | <1.0 | <1.0 | <1.0 | <1.0 | NA | NA |
| MW-25 | | 1/30/2008 | <0.5 | <0.5 | <0.5 | <1.5 | 47 | NA | 0.7 | <0.5 | <0.5 | <0.5 | <5.0 | NA |
| MW-25 | Duplicate | 1/30/2008 | <0.5 | <0.5 | <0.5 | <1.5 | 48 | NA | 0.7 | <0.5 | <0.5 | <0.5 | <5.0 | NA |
| MW-25 | | 4/23/2008 | <0.5 | <0.5 | <0.5 | <1.5 | 25 | NA | 0.6 | <0.5 | <0.5 | <0.5 | NA | NA |
| MW-25 | Duplicate | 4/23/2008 | <0.5 | <0.5 | <0.5 | <1.5 | 24 | NA | 0.5 | <0.5 | <0.5 | <0.5 | NA | NA |
| MW-25 | | 7/31/2008 | 0.6 | <0.5 | <0.5 | <1.5 | 44 | NA | 0.9 | <0.5 | <0.5 | <0.5 | NA | NA |
| MW-25 | | 10/15/2008 | **20** | <1.0 | <1.0 | 1.4 | 290 | NA | <1.0 | <1.0 | <1.0 | <1.0 | NA | NA |
| MW-25 | | 1/27/2009 | **50** | <1.0 | <1.0 | 1.3 | 700 | NA | <2.0 | <2.0 | <2.0 | <2.0 | NA | NA |
| MW-25 | | 4/29/2009 | **32** | 1.1 | <1.0 | <2.0 | 600 | NA | <1.0 | <1.0 | <1.0 | <1.0 | NA | NA |
| MW-25 | | 7/22/2009 | **86** | <2.5 | <2.5 | <5.0 | 1,200 | NA | <5.0 | <5.0 | <5.0 | <5.0 | NA | NA |
| MW-25 | | 10/8/2009 | **170** | <2.5 | <2.5 | <2.5 | 860 | NA | <5.0 | <5.0 | <5.0 | <5.0 | NA | NA |
| MW-25 | | 1/21/2010 | 2.9 | <1.0 | <1.0 | <1.0 | 240 | NA | 1.3 | <1.0 | <1.0 | <1.0 | NA | NA |
| MW-25 | | 4/14/2010 | 2.2 | <1.0 | <1.0 | <1.0 | 130 | <10 | 1.1 | <1.0 | <1.0 | <1.0 | NA | NA |
| MW-25 | | 7/14/2010 | 4.2 | <5.0 | <1.0 | <3.0 | 190 | <50 | <1.0 | <1.0 | <1.0 | <5.0 | NA | NA |
| MW-25 | | 10/20/2010 | <1.0 | <5.0 | <1.0 | <3.0 | 54 | <50 | <1.0 | <1.0 | <1.0 | <5.0 | NA | NA |
| MW-25 | | 1/12/2011 | <1.0 | <5.0 | <1.0 | <3.0 | 110 | <50 | <1.0 | <1.0 | <1.0 | <5.0 | NA | NA |
| MW-25 | | 4/12/2011 | <1.0 | <5.0 | <1.0 | <3.0 | 160 | <50 | <1.0 | <1.0 | <1.0 | <5.0 | NA | NA |
| MW-25 | | 7/13/2011 | <1.0 | <5.0 | <1.0 | <3.0 | 180 | <50 | <1.0 | <1.0 | <1.0 | <5.0 | NA | NA |
| MW-25 | | 10/12/2011 | <1.0 | <5.0 | <1.0 | <3.0 | 40 | <50 | <1.0 | <1.0 | <1.0 | <5.0 | NA | NA |
| MW-25 | | 1/18/2012 | <1.0 | <5.0 | <1.0 | <3.0 | 55 | <5.0 | <1.0 | <1.0 | <1.0 | <5.0 | NA | NA |
| MW-25 | | 4/4/2012 | <1.0 | <5.0 | <1.0 | <3.0 | 69 | <5.0 | <1.0 | <1.0 | <1.0 | <5.0 | NA | NA |

| Well ID | Quality Control Sample | Sample Date | Benzene (µg/L) | Toluene (µg/L) | Ethylbenzene (µg/L) | Xylenes, Total (µg/L) | MTBE (µg/L) | TBA (µg/L) | PCE (µg/L) | TCE (µg/L) | C12DCE (µg/L) | $CCl_2F_2$ (µg/L) | TPH (µg/L) | PAH (µg/L) |
|---|---|---|---|---|---|---|---|---|---|---|---|---|---|---|
| Arizona AWQS (µg/L) | | | 5 | 1,000 | 700 | 10,000 | N/A | N/A | 5 | 5 | 70 | N/A | N/A | N/A |
| MW-25 | | 4/4/2012 | <1.0 | <5.0 | <1.0 | <3.0 | 69 | <5.0 | <1.0 | <1.0 | <1.0 | <5.0 | NA | NA |
| MW-25 | | 7/12/2012 | <1.0 | 9.1 | <1.0 | <3.0 | 13 | <5.0 | <1.0 | <1.0 | <1.0 | <5.0 | NA | NA |
| MW-25 | | 10/25/2012 | <5.0 | <25 | <5.0 | <15 | 61 | <25 | <5.0 | <5.0 | <5.0 | <25 | NA | NA |
| MW-25 | | 1/25/2013 | <1.0 | <5.0 | <1.0 | <3.0 | 22 | <5.0 | <1.0 | <1.0 | <1.0 | <5.0 | NA | NA |
| MW-25 | Duplicate | 1/25/2013 | <1.0 | <5.0 | <1.0 | <3.0 | 28 | <5.0 | <1.0 | <1.0 | <1.0 | <5.0 | NA | NA |
| MW-25 | | 4/18/2013 | <1.0 | <5.0 | 1.5 | 3.8 | <1.0 | <5.0 | <1.0 | <1.0 | <1.0 | <5.0 | NA | NA |
| MW-25 | | 7/11/2013 | <1.0 | <5.0 | <1.0 | <3.0 | <1.0 | <5.0 | <1.0 | <1.0 | <1.0 | <5.0 | NA | NA |
| MW-25 | | 10/9/2013 | <1.0 | <5.0 | <1.0 | <3.0 | <1.0 | <5.0 | <1.0 | <1.0 | <1.0 | <5.0 | NA | NA |
| MW-25 | | 1/13/2014 | <1.0 | <5.0 | <1.0 | <3.0 | <1.0 | <5.0 | <1.0 | <1.0 | <1.0 | <5.0 | NA | NA |
| MW-25 | | 4/23/2014 | <1.0 | <5.0 | <1.0 | <3.0 | <1.0 | <5.0 | <1.0 | <1.0 | <1.0 | <5.0 | NA | NA |
| MW-25 | | 7/18/2014 | <1.0 | <5.0 | <1.0 | <3.0 | <1.0 | <5.0 | <1.0 | <1.0 | <1.0 | <5.0 | NA | NA |
| MW-25 | | 10/1/2014 | <1.0 | <5.0 | <1.0 | <3.0 | <1.0 | <5.0 | <1.0 | <1.0 | <1.0 | <5.0 | NA | NA |
| MW-25 | | 1/19/2015 | <1.0 | <5.0 | <1.0 | <3.0 | <1.0 | <5.0 | <1.0 | <1.0 | <1.0 | <5.0 | NA | NA |
| MW-25 | | 4/17/2015 | <1.0 | <5.0 | <1.0 | <3.0 | <1.0 | <5.0 | <1.0 | <1.0 | <1.0 | <5.0 | NA | NA |
| MW-25 | | 1/6/2016 | <1.0 | <5.0 | <1.0 | <3.0 | <1.0 | <5.0 | <1.0 | <1.0 | <1.0 | <5.0 | NA | NA |
| MW-25 | | 4/4/2016 | <1.0 | <5.0 | <1.0 | <3.0 | <1.0 | <5.0 | <1.0 | <1.0 | <1.0 | <5.0 | NA | NA |
| MW-25 | | 7/25/2016 | <1.0 | <5.0 | <1.0 | <3.0 | <1.0 | <5.0 | <1.0 | <1.0 | <1.0 | <5.0 | NA | NA |
| MW-25 | | 10/10/2016 | <1.0 | <5.0 | <1.0 | <3.0 | <1.0 | <5.0 | <1.0 | <1.0 | <1.0 | <5.0 | NA | NA |
| MW-25 | | 1/23/2017 | <1.0 | <1.0 | <1.0 | <3.0 | <1.0 | <5.0 | <1.0 | <1.0 | <1.0 | <5.0 | NA | NA |
| MW-25 | | 4/3/2017 | <1.0 | <1.0 | <1.0 | <3.0 | <1.0 | <5.0 | <1.0 | <1.0 | <1.0 | <5.0 | NA | NA |
| MW-25 | | 7/10/2017 | <1.0 | <1.0 | <1.0 | <3.0 | <1.0 | <5.0 | <1.0 | <1.0 | <1.0 | <5.0 | NA | NA |
| MW-25 | | 10/30/2017 | <1.0 | <1.0 | <1.0 | <3.0 | <1.0 | <5.0 | <1.0 | <1.0 | <1.0 | <5.0 | NA | NA |
| MW-25 | | 1/29/2018 | <1.0 | <1.0 | <1.0 | <3.0 | <1.0 | <5.0 | <1.0 | <1.0 | <1.0 | <5.0 | NA | NA |
| MW-25 | | 4/9/2018 | <1.00 | <1.00 | <1.00 | <3.00 | <1.00 | <5.00 | <1.00 | <1.00 | <1.00 | <5.00 | NA | NA |
| MW-25 | | 7/30/2018 | <1.00 | <1.00 | <1.00 | <3.00 | <1.00 | <5.00 | <1.00 | <1.00 | <1.00 | <5.00 | NA | NA |
| MW-25 | | 10/22/2018 | <1.00 | <1.00 | <1.00 | <3.00 | <1.00 | <5.00 | <1.00 | <1.00 | <1.00 | <5.00 | NA | NA |
| MW-25 | | 4/8/2019 | <1.00 | <1.00 | <1.00 | <3.00 | <1.00 | <5.00 | <1.00 | <1.00 | <1.00 | <5.00 | NA | NA |
| MW-25 | | 7/29/2019 | <1.00 | <1.00 | <1.00 | <3.00 | <1.00 | <5.00 | <1.00 | <1.00 | <1.00 | <5.00 | NA | NA |
| MW-25 | | 10/21/2019 | <1.00 | <1.00 | <1.00 | <3.00 | <1.00 | <5.00 | <1.00 | <1.00 | <1.00 | <5.00 | NA | NA |
| MW-25 | | 1/20/2020 | <1.00 | <1.00 | <1.00 | <3.00 | <1.00 | <5.00 | <1.00 | <1.00 | <1.00 | <5.00 | NA | NA |
| MW-25 | | 4/6/2020 | <1.00 | <1.00 | <1.00 | <3.00 | <1.00 | <5.00 | <1.00 | <1.00 | <1.00 | <5.00 | NA | NA |
| MW-25 | | 7/20/2020 | <1.00 | <1.00 | <1.00 | <3.00 | <1.00 | <5.00 | <1.00 | <1.00 | <1.00 | <5.00 | NA | NA |
| MW-25 | | 11/2/2020 | <1.00 | <1.00 | <1.00 | <3.00 | <1.00 | <5.00 | 1.12 | <1.00 | <1.00 | <5.00 | NA | NA |

| Well ID | Quality Control Sample | Sample Date | Benzene (µg/L) | Toluene (µg/L) | Ethylbenzene (µg/L) | Xylenes, Total (µg/L) | MTBE (µg/L) | TBA (µg/L) | PCE (µg/L) | TCE (µg/L) | C12DCE (µg/L) | $CCl_2F_2$ (µg/L) | TPH (µg/L) | PAH (µg/L) |
|---|---|---|---|---|---|---|---|---|---|---|---|---|---|---|
| Arizona AWQS (µg/L) | | | 5 | 1,000 | 700 | 10,000 | N/A | N/A | 5 | 5 | 70 | N/A | N/A | N/A |
| MW-25 | | 1/26/2021 | <1.00 | <1.00 | <1.00 | <3.00 | <1.00 | <5.00 | <1.00 | <1.00 | <1.00 | <5.00 | NA | NA |
| MW-25 | | 4/13/2021 | <1.00 | <1.00 | <1.00 | <3.00 | <1.00 | <5.00 | <1.00 | <1.00 | <1.00 | <5.00 | NA | NA |
| MW-25 | | 7/13/2021 | <1.00 | <1.00 | <1.00 | <3.00 | <1.00 | <5.00 | <1.00 | <1.00 | <1.00 | <5.00 | NA | NA |
| MW-25 | | 10/19/2021 | <1.00 | <1.00 | <1.00 | <3.00 | <1.00 | <5.00 | <1.00 | <1.00 | <1.00 | <5.00 | NA | NA |
| MW-25 | | 1/5/2022 | <1.00 | <1.00 | <1.00 | <3.00 | <1.00 | <5.00 | <1.00 | <1.00 | <1.00 | <5.00 | NA | NA |
| MW-25 | | 4/7/2022 | <1.00 | <1.00 | <1.00 | <3.00 | <1.00 | <5.00 | <1.00 | <1.00 | <1.00 | <5.00 | NA | NA |
| MW-25 | | 7/13/2022 | <1.00 | <1.00 | <1.00 | <3.00 | <1.00 | <5.00 | <1.00 | <1.00 | <1.00 | <5.00 | NA | NA |
| MW-25 | | 11/16/2022 | <1.00 | <1.00 | <1.00 | <3.00 | <1.00 | <5.00 | <1.00 | <1.00 | <1.00 | <5.00 | NA | NA |
| MW-25 | | 1/17/2023 | <1.00 | <1.00 | <1.00 | <3.00 | <1.00 | <5.00 | <1.00 | <1.00 | <1.00 | <5.00 | NA | NA |
| MW-25 | | 4/11/2023 | <1.00 | <1.00 | <1.00 | <3.00 | <1.00 | <5.00 | <1.00 | <1.00 | <1.00 | <5.00 | NA | NA |
| MW-25 | | 8/4/2023 | <1.00 | <1.00 | <1.00 | <3.00 | <1.00 | <5.00 | <1.00 | <1.00 | <1.00 | <5.00 | NA | NA |
| MW-25 | | 10/18/2023 | <1.00 | <1.00 | <1.00 | <3.00 | <1.00 | <5.00 | <1.00 | <1.00 | <1.00 | <5.00 | NA | NA |
| MW-25 | | 3/1/2024 | <1.00 | <1.00 | <1.00 | <3.00 | <1.00 | <5.00 | <1.00 | <1.00 | <1.00 | <5.00 | NA | NA |
| MW-25 | | 5/14/2024 | <1.00 | <1.00 | <1.00 | <3.00 | <1.00 | <5.00 | <1.00 | <1.00 | <1.00 | <5.00 | NA | NA |
| MW-26 | | 2/3/2004 | <1.0 | <1.0 | <1.0 | <2.0 | 150 | NA | 2.1 | <1.0 | <1.0 | <1.0 | NA | NA |
| MW-26 | | 3/16/2004 | ND | ND | ND | ND | ND | NA | 2.5 | ND | NA | NA | NA | NA |
| MW-26 | | 3/29/2004 | <1.0 | <1.0 | <1.0 | <2.0 | <1.0 | NA | 2.6 | <1.0 | NA | NA | NA | NA |
| MW-26 | Duplicate | 3/29/2004 | <1.0 | <1.0 | <1.0 | <2.0 | <1.0 | NA | 2.6 | <1.0 | NA | NA | NA | NA |
| MW-26 | | 4/27/2004 | <1.0 | <1.0 | <1.0 | <2.0 | <1.0 | NA | 1.9 | <1.0 | NA | NA | NA | NA |
| MW-26 | | 5/26/2004 | <1.0 | <1.0 | <1.0 | <2.1 | <1.0 | NA | 3.0 | <1.1 | <1.0 | <1.0 | NA | NA |
| MW-26 | | 6/29/2004 | <1.0 | 6.6 | <1.0 | <2.0 | <1.0 | NA | 3.8 | <1.0 | <1.0 | <1.0 | NA | NA |
| MW-26 | | 7/30/2004 | <1.0 | 1.1 | <1.0 | <2.0 | <1.0 | NA | 3.0 | <1.0 | <1.0 | <1.0 | NA | NA |
| MW-26 | Duplicate | 7/30/2004 | <1.0 | 1.1 | <1.0 | <2.0 | <1.0 | NA | 2.9 | <1.0 | <1.0 | <1.0 | NA | NA |
| MW-26 | | 8/24/2004 | <1.0 | <1.0 | <1.0 | <2.0 | <1.0 | NA | 2.8 | <1.0 | <1.0 | <1.0 | NA | NA |
| MW-26 | Duplicate | 8/24/2004 | <1.0 | <1.0 | <1.0 | <2.0 | <1.0 | NA | 2.7 | <1.0 | <1.0 | <1.0 | NA | NA |
| MW-26 | | 9/29/2004 | <1.0 | <1.0 | <1.0 | <2.0 | <1.0 | NA | 3.2 | <1.0 | <1.0 | <1.0 | NA | NA |
| MW-26 | | 10/25/2004 | <1.0 | <1.0 | <1.0 | <2.0 | 3.9 | NA | 3.0 | <1.0 | <1.0 | <1.0 | NA | NA |
| MW-26 | | 12/1/2004 | <1.0 | <1.0 | <1.0 | <2.0 | 26 | NA | 2.6 | <1.0 | <1.0 | <1.0 | NA | NA |
| MW-26 | | 12/30/2004 | <1.0 | <1.0 | <1.0 | <2.0 | 77 | NA | 2.6 | <1.0 | <1.0 | <1.0 | NA | NA |
| MW-26 | Duplicate | 12/30/2004 | <1.0 | <1.0 | <1.0 | <2.0 | 71 | NA | 2.6 | <1.0 | <1.0 | <1.0 | NA | NA |
| MW-26 | | 2/24/2005 | 1.1 | <1.0 | <1.0 | <2.0 | 360 | NA | 2.1 | <1.0 | <1.0 | <1.0 | NA | NA |
| MW-26 | | 3/31/2005 | <1.0 | 2.0 | <1.0 | <2.0 | 550 | NA | 2.2 | <1.0 | <1.0 | <1.0 | <1.0 | <1.0 |
| MW-26 | | 4/27/2005 | <1.0 | <1.0 | <1.0 | <2.0 | 1,100 | NA | 2.0 | <1.0 | <1.0 | <1.0 | <2.0 | NA |

| Well ID | Quality Control Sample | Sample Date | Benzene (µg/L) | Toluene (µg/L) | Ethylbenzene (µg/L) | Xylenes, Total (µg/L) | MTBE (µg/L) | TBA (µg/L) | PCE (µg/L) | TCE (µg/L) | C12DCE (µg/L) | $CCl_2F_2$ (µg/L) | TPH (µg/L) | PAH (µg/L) |
|---|---|---|---|---|---|---|---|---|---|---|---|---|---|---|
| Arizona AWQS (µg/L) | | | 5 | 1,000 | 700 | 10,000 | N/A | N/A | 5 | 5 | 70 | N/A | N/A | N/A |
| MW-26 | | 5/25/2005 | <2.0 | <2.0 | <2.0 | <4.0 | 2,400 | NA | 3.1 | <2.0 | <2.0 | <2.0 | NA | NA |
| MW-26 | | 6/29/2005 | <1.1 | <1.1 | <1.1 | <2.1 | 1,600 | NA | 1.5 | <1.1 | <1.0 | <1.0 | NA | NA |
| MW-26 | | 7/27/2005 | <1.0 | <1.0 | <1.0 | <1.0 | 2,300 | NA | 2.0 | <1.0 | <1.0 | <1.0 | <2.0 | NA |
| MW-26 | | 8/31/2005 | <1.0 | <1.0 | <1.0 | <2.0 | 4,700 | NA | <1.0 | <1.0 | <1.0 | <1.0 | NA | NA |
| MW-26 | | 9/29/2005 | 3.7 | 28 | 6.5 | 50 | 9,100 | NA | 2.2 | <1.0 | <1.0 | <1.0 | NA | NA |
| MW-26 | | 10/26/2005 | **12** | <1.0 | <1.0 | 1.3 | 9,800 | NA | 2.2 | <1.0 | <1.0 | <1.0 | 0.105 | NA |
| MW-26 | | 11/28/2005 | **68** | 1.2 | <1.0 | 11 | 8,400 | NA | 1.9 | <1.0 | <1.0 | <1.0 | NA | NA |
| MW-26 | | 12/29/2005 | **140** | <20 | <20 | <40 | 18,000 | NA | <20 | <40 | <20 | <20 | NA | NA |
| MW-26 | | 1/25/2006 | **300** | <100 | <100 | <200 | 18,000 | NA | <100 | <100 | <100 | <100 | NA | NA |
| MW-26 | | 2/22/2006 | **340** | <50 | <50 | <50 | 16,000 | NA | <50 | <50 | <50 | <50 | NA | NA |
| MW-26 | | 3/30/2006 | **560** | <20 | <20 | 36 | 19,000 | NA | <20 | <40 | <20 | <20 | NA | NA |
| MW-26 | | 4/27/2006 | **520** | <20 | <20 | 29 | 21,000 | NA | <20 | <20 | <20 | <20 | NA | NA |
| MW-26 | | 5/25/2006 | **920** | <100 | <100 | <100 | 31,000 | NA | <100 | <100 | <100 | <100 | NA | NA |
| MW-26 | Duplicate | 5/25/2006 | **1,100** | <100 | <100 | <100 | 36,000 | NA | <100 | <100 | <100 | <100 | NA | NA |
| MW-26 | | 6/29/2006 | **800** | <500 | <500 | <1,000 | 36,000 | NA | <500 | <500 | <500 | <500 | NA | NA |
| MW-26 | | 8/3/2006 | **870** | <500 | <500 | <1,000 | 26,000 | NA | <500 | <500 | <500 | <500 | <2.0 | NA |
| MW-26 | | 8/31/2006 | **560** | <500 | <500 | <1,000 | 18,000 | NA | <500 | <500 | <500 | <500 | NA | NA |
| MW-26 | | 9/28/2006 | **1,200** | <500 | <500 | <1,000 | 32,000 | NA | <500 | <500 | <500 | <500 | NA | NA |
| MW-26 | | 10/26/2006 | **1,800** | <500 | <500 | <1,000 | 50,000 | NA | <500 | <500 | <500 | <500 | <2.0 | NA |
| MW-26 | | 11/22/2006 | **2,000** | <500 | <500 | <1,000 | 58,000 | NA | <500 | <500 | <500 | <500 | NA | NA |
| MW-26 | | 12/29/2006 | **2,300** | <500 | <500 | <1,000 | 59,000 | NA | <500 | <500 | <500 | <500 | NA | NA |
| MW-26 | | 1/31/2007 | **1,200** | <500 | <500 | <1,000 | 36,000 | NA | <500 | <500 | <500 | <500 | <2.0 | NA |
| MW-26 | | 4/26/2007 | **1,400** | <500 | <500 | <1,000 | 41,000 | NA | <500 | <500 | <500 | <500 | NA | NA |
| MW-26 | | 7/26/2007 | **3,100** | <500 | <500 | <1,000 | 77,000 | NA | <500 | <500 | <500 | <500 | NA | NA |
| MW-26 | | 10/25/2007 | **5,200** | 86 | 3.4 | 124 | 97,000 | NA | <1.0 | <1.0 | <1.0 | <1.0 | NA | NA |
| MW-26 | Duplicate | 10/25/2007 | **5,000** | 85 | 3.4 | 124 | 98,000 | NA | <1.0 | <1.0 | <1.0 | <1.0 | NA | NA |
| MW-26 | | 1/31/2008 | **8,700** | 18 | <0.5 | 33 | 87,000 | NA | <0.5 | <0.5 | <0.5 | <0.5 | <5.0 | NA |
| MW-26 | | 4/24/2008 | **2,500** | 7.8 | <2.5 | 19.1 | 96,000 | NA | <2.5 | <2.5 | <2.5 | <2.5 | NA | NA |
| MW-26 | | 8/1/2008 | **6,200** | <50 | <50 | <150 | 150,000 | NA | <50 | <50 | <50 | <50 | NA | NA |
| MW-26 | | 10/16/2008 | **8,400** | 150 | <50 | 141 | 110,000 | NA | <100 | <100 | <100 | <100 | NA | NA |
| MW-26 | | 1/29/2009 | **6,600** | <150 | <150 | <300 | 170,000 | NA | <300 | <300 | <300 | <300 | NA | NA |
| MW-26 | | 4/30/2009 | **5,700** | <150 | <150 | <300 | 200,000 | NA | <300 | <300 | <300 | <300 | NA | NA |
| MW-26 | | 7/23/2009 | **6,800** | 230 | <200 | <400 | 170,000 | NA | <400 | <400 | <400 | <400 | NA | NA |

| Well ID | Quality Control Sample | Sample Date | Benzene (µg/L) | Toluene (µg/L) | Ethylbenzene (µg/L) | Xylenes, Total (µg/L) | MTBE (µg/L) | TBA (µg/L) | PCE (µg/L) | TCE (µg/L) | C12DCE (µg/L) | $CCl_2F_2$ (µg/L) | TPH (µg/L) | PAH (µg/L) |
|---|---|---|---|---|---|---|---|---|---|---|---|---|---|---|
| Arizona AWQS (µg/L) | | | 5 | 1,000 | 700 | 10,000 | N/A | N/A | 5 | 5 | 70 | N/A | N/A | N/A |
| MW-26 | | 10/8/2009 | **5,400** | <250 | <250 | <250 | 200,000 | NA | <500 | <500 | <500 | <500 | NA | NA |
| MW-26 | | 1/21/2010 | **5,400** | <100 | <100 | <100 | 160,000 | NA | <200 | <200 | <200 | <200 | NA | NA |
| MW-26 | | 4/14/2010 | **4,100** | <150 | <150 | <150 | 110,000 | 15,000 | <300 | <300 | <300 | <300 | NA | NA |
| MW-26 | | 7/14/2010 | **5,800** | <500 | <100 | <300 | 150,000 | <5,000 | <100 | <100 | <100 | <500 | NA | NA |
| MW-26 | | 10/21/2010 | **5,700** | <1,000 | <200 | <600 | 110,000 | 17,000 | <200 | <200 | <200 | <1,000 | NA | NA |
| MW-26 | | 1/13/2011 | **7,500** | <5,000 | <1,000 | <3,000 | 150,000 | <50,000 | <1,000 | <1,000 | <1,000 | <5,000 | NA | NA |
| MW-26 | | 4/13/2011 | **5,200** | <1,200 | <250 | <750 | 120,000 | <12,000 | <250 | <250 | <250 | <1,200 | NA | NA |
| MW-26 | | 7/14/2011 | **11,000** | <2,500 | <500 | <1,500 | 230,000 | <25,000 | <500 | <500 | <500 | <2,500 | NA | NA |
| MW-26 | | 10/13/2011 | **2,700** | <2,500 | <500 | <1,500 | 75,000 | <25,000 | <500 | <500 | <500 | <2,500 | NA | NA |
| MW-26 | | 1/19/2012 | **4,000** | <2,500 | <500 | <1,500 | 75,000 | 5,500 | <500 | <500 | <500 | <2,500 | NA | NA |
| MW-26 | | 4/6/2012 | **5,600** | **2,000** | 260 | <600 | 87,000 | 7,000 | <200 | <200 | <200 | <1,000 | NA | NA |
| MW-26 | | 4/6/2012 | **5,600** | **2,000** | 260 | <600 | 87,000 | 7,000 | <200 | <200 | <200 | <1,000 | NA | NA |
| MW-26 | | 7/13/2012 | **4,800** | **2,200** | 420 | <750 | 95,000 | 4,100 | <250 | <250 | <250 | <1,200 | NA | NA |
| MW-26 | | 10/26/2012 | **7,300** | <25,000 | <5,000 | <15,000 | 110,000 | <25,000 | <5,000 | <5,000 | <5,000 | <25,000 | NA | NA |
| MW-26 | Duplicate | 10/26/2012 | **7,700** | <25,000 | <5,000 | <15,000 | 120,000 | <25,000 | <5,000 | <5,000 | <5,000 | <25,000 | NA | NA |
| MW-26 | | 1/29/2013 | **2,600** | **1,100** | 190 | 260 | 44,000 | 10,000 | <50 | <50 | <50 | <250 | NA | NA |
| MW-26 | | 4/22/2013 | **160** | 14 | 16 | 8.1 | 41,000 | 11,000 | <1.0 | <1.0 | <1.0 | <5.0 | NA | NA |
| MW-26 | | 7/12/2013 | <1,000 | <5,000 | <1,000 | <3,000 | 38,000 | 14,000 | <1,000 | <1,000 | <1,000 | <5,000 | NA | NA |
| MW-26 | | 10/10/2013 | <250 | <1,200 | <250 | <750 | 11,000 | 17,000 | <250 | <250 | <250 | <1,200 | NA | NA |
| MW-26 | | 1/20/2014 | <200 | <1,000 | <200 | <600 | 6,100 | 16,000 | <200 | <200 | <200 | <1,000 | NA | NA |
| MW-26 | | 4/25/2014 | <200 | <1,000 | <200 | <600 | 5,800 | 18,000 | <200 | <200 | <200 | <1,000 | NA | NA |
| MW-26 | | 7/22/2014 | **810** | <1,000 | <200 | <600 | 16,000 | 28,000 | <200 | <200 | <200 | <1,000 | NA | NA |
| MW-26 | | 10/7/2014 | <200 | <1,000 | <200 | <600 | 1,900 | 3,800 | <200 | <200 | <200 | <1,000 | NA | NA |
| MW-26 | | 1/26/2015 | **77** | <25 | <5.0 | <15 | 1,100 | 13,000 | <5.0 | <5.0 | <5.0 | <25 | NA | NA |
| MW-26 | | 4/22/2015 | <5.0 | <25 | <5.0 | <15 | 600 | 6,100 | <5.0 | <5.0 | <5.0 | <25 | NA | NA |
| MW-26 | Duplicate | 4/22/2015 | 2.9 | <5.0 | <1.0 | <3.0 | 810 | 6,400 | <1.0 | <1.0 | <1.0 | <5.0 | NA | NA |
| MW-26 | | 1/11/2016 | <5.0 | <25 | <5.0 | <15 | 301 | 7,850 | <5.0 | <5.0 | <5.0 | <25 | NA | NA |
| MW-26 | Duplicate | 1/11/2016 | <5.0 | <25 | <5.0 | <15 | 283 | 7,230 | <5.0 | <5.0 | <5.0 | <25 | NA | NA |
| MW-26 | | 4/4/2016 | <1.0 | <5.0 | <1.0 | <3.0 | 278 | 8,230 | <1.0 | <1.0 | <1.0 | <5.0 | NA | NA |
| MW-26 | | 7/26/2016 | **228** | <5.0 | 3.65 | <3.0 | 2,330 | 20,300 | <1.0 | <1.0 | <1.0 | <5.0 | NA | NA |
| MW-26 | | 10/12/2016 | **22.2** | 13.9 | 2.57 | 4.68 | <500 | 16,900 | <1.0 | <1.0 | <1.0 | <5.0 | NA | NA |
| MW-26 | | 1/25/2017 | 1.44 | <1.0 | <1.0 | <3.0 | 234 | 10,800 | <1.0 | <1.0 | <1.0 | <5.0 | NA | NA |
| MW-26 | | 4/5/2017 | **15.6** | 1.94 | <1.0 | <3.0 | 223 | 4,160 | <1.0 | <1.0 | <1.0 | <5.0 | NA | NA |

| Well ID | Quality Control Sample | Sample Date | Benzene (µg/L) | Toluene (µg/L) | Ethylbenzene (µg/L) | Xylenes, Total (µg/L) | MTBE (µg/L) | TBA (µg/L) | PCE (µg/L) | TCE (µg/L) | C12DCE (µg/L) | $CCl_2F_2$ (µg/L) | TPH (µg/L) | PAH (µg/L) |
|---|---|---|---|---|---|---|---|---|---|---|---|---|---|---|
| Arizona AWQS (µg/L) | | | 5 | 1,000 | 700 | 10,000 | N/A | N/A | 5 | 5 | 70 | N/A | N/A | N/A |
| MW-26 | | 7/11/2017 | **11.1** | 3.72 | 1.23 | <3.0 | 284 | 8,200 | <1.0 | <1.0 | <1.0 | <5.0 | NA | NA |
| MW-26 | | 11/1/2017 | **31.7** | 16.0 | 4.38 | 4.89 | 211 | 26,700 | <1.0 | <1.0 | <1.0 | <5.0 | NA | NA |
| MW-26 | | 1/31/2018 | <1.0 | <1.0 | <1.0 | <3.0 | 252 | 9,300 | <1.0 | <1.0 | <1.0 | <5.0 | NA | NA |
| MW-26 | | 4/11/2018 | <100 | <100 | <100 | <300 | 352 | 12,300 | <100 | <100 | <100 | <500 | NA | NA |
| MW-26 | | 8/1/2018 | <1.00 | <1.00 | <1.00 | <3.00 | 273 | 15,200 | <1.00 | <1.00 | <1.00 | <5.00 | NA | NA |
| MW-26 | | 10/24/2018 | <1.00 | <1.00 | <1.00 | <3.00 | 228 | 7,220 | <1.00 | <1.00 | <1.00 | <5.00 | NA | NA |
| MW-26 | | 4/10/2019 | <1.00 | <1.00 | <1.00 | <3.00 | 190 | 2,300 | <1.00 | <1.00 | <1.00 | <5.00 | NA | NA |
| MW-26 | | 7/31/2019 | **143** | 187 | 40.0 | 81.2 | 192 | 11,500 | <1.00 | <1.00 | <1.00 | <5.00 | NA | NA |
| MW-26 | | 10/23/2019 | 114 | 37.0 | 24.6 | 98.8 | 181 | 23,100 | <1.00 | <1.00 | <1.00 | <5.00 | NA | NA |
| MW-26 | | 1/22/2020 | <20.0 | <20.0 | <20.0 | <60.0 | 107 | 9,310 | <20.0 | <20.0 | <20.0 | <100 | NA | NA |
| MW-26 | | 4/8/2020 | <20.0 | <20.0 | <20.0 | <60.0 | 121 | 8,660 | <20.0 | <20.0 | <20.0 | <100 | NA | NA |
| MW-26 | | 7/22/2020 | **2,840** | 873 | **1,240** | 2,650 | 1,040 | 43,300 | <20.0 | <20.0 | <20.0 | <100 | NA | NA |
| MW-26 | | 11/3/2020 | **2,560** | 564 | **949** | 1,800 | 1,590 | 46,400 | <200 | <200 | <200 | <1,000 | NA | NA |
| MW-26 | Duplicate | 11/3/2020 | **2,710** | 615 | **1,040** | 2,050 | 1,660 | 40,200 | <200 | <200 | <200 | <1,000 | NA | NA |
| MW-26 | | 1/27/2021 | **3,830** | 567 | **1,080** | 3,030 | 4,540 | 55,600 | <200 | <200 | <200 | <1,000 | NA | NA |
| MW-26 | | 4/15/2021 | **2,320** | <200 | 609 | 1,750 | 2,490 | 42,800 | <200 | <200 | <200 | <1,000 | NA | NA |
| MW-26 | | 7/23/2021 | **304** | <200 | <200 | <600 | 630 | 25,300 | <200 | <200 | <200 | <1,000 | NA | NA |
| MW-26 | Duplicate | 7/23/2021 | **276** | <200 | <200 | <600 | 561 | 27,100 | <200 | <200 | <200 | <1,000 | NA | NA |
| MW-26 | | 10/29/2021 | **285** | <200 | <200 | <600 | <200 | 19,700 | <200 | <200 | <200 | <1,000 | NA | NA |
| MW-26 | Duplicate | 10/29/2021 | **269** | <200 | <200 | <600 | <200 | 18,600 | <200 | <200 | <200 | <1,000 | NA | NA |
| MW-26 | | 1/19/2022 | **900** | <200 | 495 | 1,200 | <200 | 29,700 | <200 | <200 | <200 | <1,000 | NA | NA |
| MW-26 | Duplicate | 1/19/2022 | **945** | 208 | 517 | 1,340 | <200 | 30,200 | <200 | <200 | <200 | <1,000 | NA | NA |
| MW-26 | | 4/15/2022 | **150** | <50.0 | 99.5 | 261 | <50.0 | 17,000 | <50.0 | <50.0 | <50.0 | <250 | NA | NA |
| MW-26 | Duplicate | 4/15/2022 | **136** | <50.0 | 89.1 | 216 | <50.0 | 17,700 | <50.0 | <50.0 | <50.0 | <250 | NA | NA |
| MW-26 | | 7/22/2022 | **442** | 72.5 | 233 | 694 | <50.0 | 14,400 | <50.0 | <50.0 | <50.0 | <250 | NA | NA |
| MW-26 | Duplicate | 7/22/2022 | **319** | 60.7 | 202 | 598 | <50.0 | 14,500 | <50.0 | <50.0 | <50.0 | <250 | NA | NA |
| MW-26 | | 11/22/2022 | <50.0 | <50.0 | <50.0 | <150 | <50.0 | 12,100 | <50.0 | <50.0 | <50.0 | <250 | NA | NA |
| MW-26 | | 1/25/2023 | **37.1** | 10.7 | 36.5 | 91.4 | 10.9 | 5,600 | <1.00 | <1.00 | <1.00 | <5.00 | NA | NA |
| MW-26 | | 4/17/2023 | <50.0 | <50.0 | <50.0 | <150 | <50.0 | 3,700 | <50.0 | <50.0 | <50.0 | <250 | NA | NA |
| MW-26 | | 8/9/2023 | **17.8** | 7.34 | 31.4 | 96.3 | 6.42 | 2,240 | <1.00 | <1.00 | <1.00 | <5.00 | NA | NA |
| MW-26 | | 10/23/2023 | <5.00 | <5.00 | <5.00 | <15.0 | <5.00 | 2,000 | <5.00 | <5.00 | <5.00 | <25.0 | NA | NA |
| MW-26 | | 3/5/2024 | <5.00 | <5.00 | <5.00 | <15.0 | <5.00 | 805 | <5.00 | <5.00 | <5.00 | <25.0 | NA | NA |
| MW-26 | | 5/20/2024 | <1.00 | <1.00 | <1.00 | <3.00 | 1.70 | 388 | <1.00 | <1.00 | <1.00 | <5.00 | NA | NA |

| Well ID | Quality Control Sample | Sample Date | Benzene (µg/L) | Toluene (µg/L) | Ethylbenzene (µg/L) | Xylenes, Total (µg/L) | MTBE (µg/L) | TBA (µg/L) | PCE (µg/L) | TCE (µg/L) | C12DCE (µg/L) | $CCl_2F_2$ (µg/L) | TPH (µg/L) | PAH (µg/L) |
|---|---|---|---|---|---|---|---|---|---|---|---|---|---|---|
| Arizona AWQS (µg/L) | | | 5 | 1,000 | 700 | 10,000 | N/A | N/A | 5 | 5 | 70 | N/A | N/A | N/A |
| MW-27 | | 1/21/2014 | <1.0 | <5.0 | <1.0 | <3.0 | <1.0 | <5.0 | 1.6 | <1.0 | <1.0 | <5.0 | NA | NA |
| MW-27 | | 4/24/2014 | <1.0 | <5.0 | <1.0 | <3.0 | <1.0 | <5.0 | 1.8 | <1.0 | <1.0 | <5.0 | NA | NA |
| MW-27 | | 7/21/2014 | <1.0 | <5.0 | <1.0 | <3.0 | <1.0 | <5.0 | <1.0 | <1.0 | <1.0 | <5.0 | NA | NA |
| MW-27 | Duplicate | 7/21/2014 | <1.0 | <5.0 | <1.0 | <3.0 | <1.0 | <5.0 | 1.2 | <1.0 | <1.0 | <5.0 | NA | NA |
| MW-27 | | 10/6/2014 | <1.0 | <5.0 | <1.0 | <3.0 | <1.0 | <5.0 | <1.0 | <1.0 | <1.0 | <5.0 | NA | NA |
| MW-27 | | 1/21/2015 | <1.0 | <5.0 | <1.0 | <3.0 | <1.0 | <5.0 | <1.0 | <1.0 | <1.0 | <5.0 | NA | NA |
| MW-27 | | 4/20/2015 | <1.0 | <5.0 | <1.0 | <3.0 | <1.0 | <5.0 | 1.1 | <1.0 | <1.0 | <5.0 | NA | NA |
| MW-27 | | 1/7/2016 | <1.0 | <5.0 | <1.0 | <3.0 | <1.0 | <5.0 | 1.5 | <1.0 | <1.0 | <5.0 | NA | NA |
| MW-27 | | 4/5/2016 | <1.0 | <5.0 | <1.0 | <3.0 | <1.0 | <5.0 | 1.36 | <1.0 | <1.0 | <5.0 | NA | NA |
| MW-27 | | 7/27/2016 | <1.0 | <5.0 | <1.0 | <3.0 | <1.0 | <5.0 | 1.21 | <1.0 | <1.0 | <5.0 | NA | NA |
| MW-27 | | 10/11/2016 | <1.0 | <5.0 | <1.0 | <3.0 | <1.0 | <5.0 | 3.02 | <1.0 | <1.0 | <5.0 | NA | NA |
| MW-27 | | 1/24/2017 | <1.0 | <1.0 | <1.0 | <3.0 | <1.0 | <5.0 | 1.69 | <1.0 | <1.0 | <5.0 | NA | NA |
| MW-27 | | 4/4/2017 | <1.0 | <1.0 | <1.0 | <3.0 | <1.0 | 8.45 | 1.76 | <1.0 | <1.0 | <5.0 | NA | NA |
| MW-27 | | 7/12/2017 | <1.0 | <1.0 | <1.0 | <3.0 | <1.0 | <5.0 | 3.06 | <1.0 | <1.0 | <5.0 | NA | NA |
| MW-27 | | 10/31/2017 | <1.0 | <1.0 | <1.0 | <3.0 | <1.0 | <5.0 | 2.53 | <1.0 | <1.0 | <5.0 | NA | NA |
| MW-27 | | 1/30/2018 | <1.0 | <1.0 | <1.0 | <3.0 | <1.0 | <5.0 | <1.0 | <1.0 | <1.0 | <5.0 | NA | NA |
| MW-27 | | 4/10/2018 | <1.00 | <1.00 | <1.00 | <3.00 | <1.00 | <5.00 | <1.00 | <1.00 | <1.00 | <5.00 | NA | NA |
| MW-27 | | 7/31/2018 | <1.00 | <1.00 | <1.00 | <3.00 | <1.00 | <5.00 | 1.22 | <1.00 | <1.00 | <5.00 | NA | NA |
| MW-27 | | 10/23/2018 | <1.00 | <1.00 | <1.00 | <3.00 | <1.00 | <5.00 | <1.00 | <1.00 | <1.00 | <5.00 | NA | NA |
| MW-27 | | 4/9/2019 | <1.00 | <1.00 | <1.00 | <3.00 | <1.00 | <5.00 | 4.02 | <1.00 | <1.00 | <5.00 | NA | NA |
| MW-27 | | 7/30/2019 | <1.00 | <1.00 | <1.00 | <3.00 | <1.00 | <5.00 | **10.9** | <1.00 | <1.00 | <5.00 | NA | NA |
| MW-27 | | 10/22/2019 | <1.00 | <1.00 | <1.00 | <3.00 | <1.00 | <5.00 | 10.6 | <1.00 | <1.00 | <5.00 | NA | NA |
| MW-27 | | 1/21/2020 | <1.00 | <1.00 | <1.00 | <3.00 | <1.00 | <5.00 | 2.35 | <1.00 | <1.00 | <5.00 | NA | NA |
| MW-27 | | 4/7/2020 | <1.00 | <1.00 | <1.00 | <3.00 | <1.00 | <5.00 | **9.07** | <1.00 | <1.00 | <5.00 | NA | NA |
| MW-27 | | 7/21/2020 | <1.00 | <1.00 | <1.00 | <3.00 | <1.00 | <5.00 | **9.63** | 1.68 | <1.00 | <5.00 | NA | NA |
| MW-27 | | 11/5/2020 | <1.00 | <1.00 | <1.00 | <3.00 | <1.00 | <5.00 | **13.2** | 2.03 | <1.00 | <5.00 | NA | NA |
| MW-27 | | 1/26/2021 | <1.00 | <1.00 | <1.00 | <3.00 | <1.00 | <5.00 | **10.5** | 1.43 | <1.00 | <5.00 | NA | NA |
| MW-27 | | 4/13/2021 | <1.00 | <1.00 | <1.00 | <3.00 | <1.00 | <5.00 | **6.46** | <1.00 | <1.00 | <5.00 | NA | NA |
| MW-27 | | 7/16/2021 | <1.00 | <1.00 | <1.00 | <3.00 | <1.00 | <5.00 | **5.68** | <1.00 | <1.00 | <5.00 | NA | NA |
| MW-27 | | 10/21/2021 | <1.00 | <1.00 | <1.00 | <3.00 | <1.00 | <5.00 | **5.47** | <1.00 | <1.00 | <5.00 | NA | NA |
| MW-27 | | 1/12/2022 | <1.00 | <1.00 | <1.00 | <3.00 | <1.00 | 64.5 | **6.88** | <1.00 | <1.00 | <5.00 | NA | NA |
| MW-27 | Duplicate | 1/12/2022 | <1.00 | <1.00 | <1.00 | <3.00 | <1.00 | <5.00 | **7.42** | <1.00 | <1.00 | <5.00 | NA | NA |
| MW-27 | | 4/14/2022 | <1.00 | <1.00 | <1.00 | <3.00 | <1.00 | <5.00 | **5.66** | <1.00 | <1.00 | <5.00 | NA | NA |

| Well ID | Quality Control Sample | Sample Date | Benzene (µg/L) | Toluene (µg/L) | Ethylbenzene (µg/L) | Xylenes, Total (µg/L) | MTBE (µg/L) | TBA (µg/L) | PCE (µg/L) | TCE (µg/L) | C12DCE (µg/L) | $CCl_2F_2$ (µg/L) | TPH (µg/L) | PAH (µg/L) |
|---|---|---|---|---|---|---|---|---|---|---|---|---|---|---|
| Arizona AWQS (µg/L) | | | 5 | 1,000 | 700 | 10,000 | N/A | N/A | 5 | 5 | 70 | N/A | N/A | N/A |
| MW-27 | | 7/19/2022 | <1.00 | <1.00 | <1.00 | <3.00 | <1.00 | <5.00 | 1.69 | <1.00 | <1.00 | <5.00 | NA | NA |
| MW-27 | | 11/28/2022 | <1.00 | <1.00 | <1.00 | <3.00 | <1.00 | <5.00 | 1.83 | <1.00 | <1.00 | <5.00 | NA | NA |
| MW-27 | | 1/25/2023 | <1.00 | <1.00 | <1.00 | <3.00 | <1.00 | <5.00 | 2.98 | <1.00 | <1.00 | <5.00 | NA | NA |
| MW-27 | | 4/13/2023 | <1.00 | <1.00 | <1.00 | <3.00 | <1.00 | <5.00 | 2.83 | <1.00 | <1.00 | <5.00 | NA | NA |
| MW-27 | | 8/9/2023 | <1.00 | <1.00 | <1.00 | <3.00 | <1.00 | <5.00 | 3.50 | <1.00 | <1.00 | <5.00 | NA | NA |
| MW-27 | Duplicate | 8/9/2023 | <1.00 | <1.00 | <1.00 | <3.00 | <1.00 | <5.00 | 3.78 | <1.00 | <1.00 | <5.00 | NA | NA |
| MW-27 | | 10/23/2023 | <1.00 | <1.00 | <1.00 | <3.00 | <1.00 | <5.00 | 2.49 | <1.00 | <1.00 | <5.00 | NA | NA |
| MW-27 | | 3/5/2024 | <1.00 | <1.00 | <1.00 | <3.00 | <1.00 | <5.00 | 2.13 | <1.00 | <1.00 | <5.00 | NA | NA |
| MW-27 | | 5/16/2024 | <1.00 | <1.00 | <1.00 | <3.00 | <1.00 | 6.30 | 1.74 | <1.00 | <1.00 | <5.00 | NA | NA |
| MW-27 | Duplicate | 5/16/2024 | <1.00 | <1.00 | <1.00 | <3.00 | <1.00 | 5.29 | 1.96 | <1.00 | <1.00 | <5.00 | NA | NA |
| MW-28 | | 1/21/2014 | <1.0 | <5.0 | <1.0 | <3.0 | <1.0 | <5.0 | 2.8 | <1.0 | <1.0 | <5.0 | NA | NA |
| MW-28 | | 4/24/2014 | <1.0 | <5.0 | <1.0 | <3.0 | <1.0 | <5.0 | 3.7 | <1.0 | <1.0 | <5.0 | NA | NA |
| MW-28 | | 7/21/2014 | <1.0 | <5.0 | <1.0 | <3.0 | <1.0 | <5.0 | 3.1 | <1.0 | <1.0 | <5.0 | NA | NA |
| MW-28 | | 10/3/2014 | <1.0 | <5.0 | <1.0 | <3.0 | <1.0 | <5.0 | <1.0 | <1.0 | <1.0 | <5.0 | NA | NA |
| MW-28 | Duplicate | 10/3/2014 | <1.0 | <5.0 | <1.0 | <3.0 | <1.0 | <5.0 | 2.6 | <1.0 | <1.0 | <5.0 | NA | NA |
| MW-28 | | 1/21/2015 | <1.0 | <5.0 | <1.0 | <3.0 | <1.0 | <5.0 | 1.5 | <1.0 | <1.0 | <5.0 | NA | NA |
| MW-28 | | 4/20/2015 | <1.0 | <5.0 | <1.0 | <3.0 | <1.0 | <5.0 | 1.72 | <1.0 | <1.0 | <5.0 | NA | NA |
| MW-28 | | 1/7/2016 | <1.0 | <5.0 | <1.0 | <3.0 | <1.0 | <5.0 | 1.53 | <1.0 | <1.0 | <5.0 | NA | NA |
| MW-28 | | 4/5/2016 | <1.0 | <5.0 | <1.0 | <3.0 | <1.0 | <5.0 | 2.42 | <1.0 | <1.0 | <5.0 | NA | NA |
| MW-28 | | 7/27/2016 | <1.0 | <5.0 | <1.0 | <3.0 | <1.0 | <5.0 | 4.29 | <1.0 | <1.0 | <5.0 | NA | NA |
| MW-28 | Duplicate | 7/27/2016 | <1.0 | <5.0 | <1.0 | <3.0 | <1.0 | <5.0 | **5.37** | <1.0 | <1.0 | <5.0 | NA | NA |
| MW-28 | | 10/11/2016 | <1.0 | <5.0 | <1.0 | <3.0 | <1.0 | <5.0 | 4.04 | <1.0 | <1.0 | <5.0 | NA | NA |
| MW-28 | | 1/24/2017 | <1.0 | <1.0 | <1.0 | <3.0 | <1.0 | <5.0 | 2.12 | <1.0 | <1.0 | <5.0 | NA | NA |
| MW-28 | | 4/4/2017 | <1.0 | <1.0 | <1.0 | <3.0 | <1.0 | 78.0 | 2.24 | <1.0 | <1.0 | <5.0 | NA | NA |
| MW-28 | | 7/12/2017 | <1.0 | <1.0 | <1.0 | <3.0 | <1.0 | <5.0 | **7.27** | <1.0 | <1.0 | <5.0 | NA | NA |
| MW-28 | | 10/31/2017 | <1.0 | <1.0 | <1.0 | <3.0 | <1.0 | <5.0 | 3.70 | <1.0 | <1.0 | <5.0 | NA | NA |
| MW-28 | | 1/30/2018 | <1.0 | <1.0 | <1.0 | <3.0 | <1.0 | <5.0 | 2.14 | <1.0 | <1.0 | <5.0 | NA | NA |
| MW-28 | | 4/10/2018 | <1.00 | <1.00 | <1.00 | <3.00 | <1.00 | <5.00 | 1.82 | <1.00 | <1.00 | <5.00 | NA | NA |
| MW-28 | | 7/31/2018 | <1.00 | <1.00 | <1.00 | <3.00 | <1.00 | <5.00 | **6.80** | <1.00 | <1.00 | <5.00 | NA | NA |
| MW-28 | | 10/23/2018 | <1.00 | <1.00 | <1.00 | <3.00 | <1.00 | <5.00 | 1.92 | <1.00 | <1.00 | <5.00 | NA | NA |
| MW-28 | | 4/9/2019 | <1.00 | <1.00 | <1.00 | <3.00 | <1.00 | <5.00 | 1.55 | <1.00 | <1.00 | <5.00 | NA | NA |
| MW-28 | | 7/30/2019 | <1.00 | <1.00 | <1.00 | <3.00 | <1.00 | <5.00 | **8.48** | 1.41 | <1.00 | <5.00 | NA | NA |
| MW-28 | | 10/22/2019 | <1.00 | <1.00 | <1.00 | <3.00 | <1.00 | <5.00 | 27.3 | 3.29 | <1.00 | <5.00 | NA | NA |

| Well ID | Quality Control Sample | Sample Date | Benzene (µg/L) | Toluene (µg/L) | Ethylbenzene (µg/L) | Xylenes, Total (µg/L) | MTBE (µg/L) | TBA (µg/L) | PCE (µg/L) | TCE (µg/L) | C12DCE (µg/L) | $CCl_2F_2$ (µg/L) | TPH (µg/L) | PAH (µg/L) |
|---|---|---|---|---|---|---|---|---|---|---|---|---|---|---|
| Arizona AWQS (µg/L) | | | 5 | 1,000 | 700 | 10,000 | N/A | N/A | 5 | 5 | 70 | N/A | N/A | N/A |
| MW-28 | | 1/21/2020 | <1.00 | <1.00 | <1.00 | <3.00 | <1.00 | <5.00 | **9.13** | 1.07 | <1.00 | <5.00 | NA | NA |
| MW-28 | | 4/7/2020 | <1.00 | <1.00 | <1.00 | <3.00 | <1.00 | <5.00 | **26.4** | 3.98 | <1.00 | <5.00 | NA | NA |
| MW-28 | | 7/21/2020 | <1.00 | <1.00 | <1.00 | <3.00 | <1.00 | <5.00 | **31.8** | 4.68 | <1.00 | <5.00 | NA | NA |
| MW-28 | | 11/5/2020 | <1.00 | <1.00 | <1.00 | <3.00 | <1.00 | <5.00 | **39.9** | 4.69 | <1.00 | <5.00 | NA | NA |
| MW-28 | | 1/25/2021 | <1.00 | <1.00 | <1.00 | <3.00 | <1.00 | <5.00 | **17.9** | 2.59 | <1.00 | <5.00 | NA | NA |
| MW-28 | | 4/13/2021 | <1.00 | <1.00 | <1.00 | <3.00 | <1.00 | <5.00 | **14.4** | 2.17 | <1.00 | <5.00 | NA | NA |
| MW-28 | | 7/20/2021 | <1.00 | <1.00 | <1.00 | <3.00 | <1.00 | <5.00 | **17.4** | 2.43 | <1.00 | <5.00 | NA | NA |
| MW-28 | | 10/21/2021 | <1.00 | <1.00 | <1.00 | <3.00 | <1.00 | <5.00 | **17.6** | 2.25 | <1.00 | <5.00 | NA | NA |
| MW-28 | | 1/13/2022 | <1.00 | <1.00 | <1.00 | <3.00 | <1.00 | <5.00 | **27.8** | 3.04 | <1.00 | <5.00 | NA | NA |
| MW-28 | | 4/14/2022 | <1.00 | <1.00 | <1.00 | <3.00 | <1.00 | <5.00 | **21.7** | 2.69 | <1.00 | <5.00 | NA | NA |
| MW-28 | | 7/22/2022 | <1.00 | <1.00 | <1.00 | <3.00 | <1.00 | <5.00 | **26.7** | 2.49 | <1.00 | <5.00 | NA | NA |
| MW-28 | | 11/28/2022 | <1.00 | <1.00 | <1.00 | <3.00 | <1.00 | <5.00 | **15.7** | 1.97 | <1.00 | <5.00 | NA | NA |
| MW-28 | | 4/17/2023 | <1.00 | <1.00 | <1.00 | <3.00 | <1.00 | <5.00 | **15.7** | 1.81 | <1.00 | <5.00 | NA | NA |
| MW-28 | Duplicate | 4/17/2023 | <1.00 | <1.00 | <1.00 | <3.00 | <1.00 | <5.00 | **16.4** | 2.05 | <1.00 | <5.00 | NA | NA |
| MW-28 | | 8/9/2023 | <1.00 | <1.00 | <1.00 | <3.00 | <1.00 | <5.00 | **19.3** | 2.58 | <1.00 | <5.00 | NA | NA |
| MW-28 | | 10/23/2023 | <1.00 | <1.00 | <1.00 | <3.00 | <1.00 | <5.00 | **13.0** | 1.95 | <1.00 | <5.00 | NA | NA |
| MW-28 | | 3/6/2024 | <1.00 | <1.00 | <1.00 | <3.00 | <1.00 | <5.00 | **16.6** | 2.13 | <1.00 | <5.00 | NA | NA |
| MW-28 | Duplicate | 3/6/2024 | <1.00 | <1.00 | <1.00 | <3.00 | <1.00 | <5.00 | **16.6** | 2.16 | <1.00 | <5.00 | NA | NA |
| MW-28 | | 5/20/2024 | <1.00 | <1.00 | <1.00 | <3.00 | <1.00 | <5.00 | **13.7** | 1.74 | <1.00 | <5.00 | NA | NA |
| MW-29S | | 1/21/2014 | <1.0 | <5.0 | <1.0 | <3.0 | 15 | <5.0 | 3.7 | <1.0 | <1.0 | <5.0 | NA | NA |
| MW-29S | | 4/28/2014 | <1.0 | <5.0 | <1.0 | <3.0 | 250 | 13 | 3.8 | <1.0 | <1.0 | <5.0 | NA | NA |
| MW-29S | | 7/21/2014 | <5.0 | <25 | <5.0 | <15 | 870 | <25 | <5.0 | <5.0 | <5.0 | <25 | NA | NA |
| MW-29S | | 10/6/2014 | 2.7 | <5.0 | <1.0 | <3.0 | 2,000 | <50 | 2.2 | <1.0 | <1.0 | <5.0 | NA | NA |
| MW-29S | Duplicate | 10/6/2014 | 3.0 | <5.0 | <1.0 | <3.0 | 2,400 | <5.0 | 2.9 | <1.0 | <1.0 | <5.0 | NA | NA |
| MW-29S | | 1/21/2015 | **17** | <5.0 | <1.0 | <3.0 | 3,100 | <5.0 | 1.6 | <1.0 | <1.0 | <5.0 | NA | NA |
| MW-29S | | 4/20/2015 | <50 | <250 | <50 | <150 | 4,700 | <250 | <50 | <50 | <50 | <250 | NA | NA |
| MW-29S | | 1/7/2016 | **76** | <5.0 | <1.0 | <3.0 | 8,290 | <5.0 | 1.78 | <1.0 | <1.0 | <5.0 | NA | NA |
| MW-29S | | 4/5/2016 | **72** | <5.0 | <1.0 | <3.0 | 11,400 | <5.0 | 2.48 | <1.0 | <1.0 | <5.0 | NA | NA |
| MW-29S | | 7/27/2016 | **90.7** | <50 | <10 | <30 | 12,800 | <50 | <10 | <10 | <10 | <50 | NA | NA |
| MW-29S | | 10/11/2016 | **106** | <5.0 | <1.0 | <3.0 | 12,300 | <500 | 2.82 | <1.0 | <1.0 | <5.0 | NA | NA |
| MW-29S | | 1/24/2017 | **78.9** | <20 | <20 | <60 | 17,700 | <100 | <20 | <20 | <20 | <100 | NA | NA |
| MW-29S | | 4/4/2017 | **66.2** | <5.0 | <5.0 | <15 | 19,700 | 2,290 | <5.0 | <5.0 | <5.0 | <25 | NA | NA |
| MW-29S | | 7/12/2017 | **56.6** | <5.0 | <5.0 | <15 | 14,500 | <25 | **5.63** | <5.0 | <5.0 | <25 | NA | NA |

| Well ID | Quality Control Sample | Sample Date | Benzene (µg/L) | Toluene (µg/L) | Ethylbenzene (µg/L) | Xylenes, Total (µg/L) | MTBE (µg/L) | TBA (µg/L) | PCE (µg/L) | TCE (µg/L) | C12DCE (µg/L) | $CCl_2F_2$ (µg/L) | TPH (µg/L) | PAH (µg/L) |
|---|---|---|---|---|---|---|---|---|---|---|---|---|---|---|
| Arizona AWQS (µg/L) | | | 5 | 1,000 | 700 | 10,000 | N/A | N/A | 5 | 5 | 70 | N/A | N/A | N/A |
| MW-29S | | 10/31/2017 | **40.2** | <1.0 | <1.0 | <3.0 | 23,500 | <5.0 | 4.49 | <1.0 | <1.0 | <5.0 | NA | NA |
| MW-29S | | 1/30/2018 | **31.0** | <1.0 | <1.0 | <3.0 | 35,100 | <5.0 | 4.32 | <1.0 | <1.0 | <5.0 | NA | NA |
| MW-29S | | 4/10/2018 | <200 | <200 | <200 | <600 | 37,800 | <1,000 | <200 | <200 | <200 | <1,000 | NA | NA |
| MW-29S | | 7/31/2018 | <20.0 | <20.0 | <20.0 | <60.0 | 42,300 | 4,080 | <20.0 | <20.0 | <20.0 | <100 | NA | NA |
| MW-29S | | 10/23/2018 | 3.29 | <1.00 | <1.00 | <3.00 | 35,600 | 1,940 | 2.39 | <1.00 | <1.00 | <5.00 | NA | NA |
| MW-29S | | 4/9/2019 | 1.80 | <1.00 | <1.00 | <3.00 | 26,000 | <5.00 | 2.23 | <1.00 | <1.00 | <5.00 | NA | NA |
| MW-29S | Duplicate | 4/9/2019 | 1.96 | <1.00 | <1.00 | <3.00 | 25,300 | <5.00 | 2.61 | <1.00 | <1.00 | <5.00 | NA | NA |
| MW-29S | | 7/30/2019 | <1.00 | <1.00 | <1.00 | <3.00 | 22,200 | 7,660 | 1.81 | <1.00 | <1.00 | <5.00 | NA | NA |
| MW-29S | Duplicate | 7/30/2019 | <1.00 | <1.00 | <1.00 | <3.00 | 19,100 | 7,760 | 2.28 | <1.00 | <1.00 | <5.00 | NA | NA |
| MW-29S | | 10/22/2019 | <1.00 | <1.00 | <1.00 | <3.00 | 36,200 | <1,000 | 4.71 | <1.00 | <1.00 | <5.00 | NA | NA |
| MW-29S | Duplicate | 10/22/2019 | <1.00 | <1.00 | <1.00 | <3.00 | 35,800 | 953 | 4.83 | <1.00 | <1.00 | <5.00 | NA | NA |
| MW-29S | | 1/21/2020 | <200 | <200 | <200 | <600 | 91,700 | <1,000 | <200 | <200 | <200 | <1,000 | NA | NA |
| MW-29S | Duplicate | 1/21/2020 | <200 | <200 | <200 | <600 | 86,000 | <1,000 | <200 | <200 | <200 | <1,000 | NA | NA |
| MW-29S | | 4/7/2020 | <1.00 | <1.00 | <1.00 | <3.00 | 59,900 | <5.00 | **5.02** | <1.00 | <1.00 | <5.00 | NA | NA |
| MW-29S | Duplicate | 4/7/2020 | <200 | <200 | <200 | <600 | 59,400 | <1,000 | <200 | <200 | <200 | <1,000 | NA | NA |
| MW-29S | | 7/21/2020 | <500 | <500 | <500 | <3.00 | 40,700 | <2,500 | <500 | <500 | <500 | <2,500 | NA | NA |
| MW-29S | Duplicate | 7/21/2020 | <1.00 | <1.00 | <1.00 | <3.00 | 30,900 | <5.00 | 4.48 | <1.00 | <1.00 | <5.00 | NA | NA |
| MW-29S | | 11/9/2020 | <500 | <500 | <500 | <1,500 | 31,200 | <2,500 | <500 | <500 | <500 | <2,500 | NA | NA |
| MW-29S | Duplicate | 11/9/2020 | <500 | <500 | <500 | <1,500 | 31,300 | <2,500 | <500 | <500 | <500 | <2,500 | NA | NA |
| MW-29S | | 1/25/2021 | <500 | <500 | <500 | <1,500 | 90,100 | <2,500 | <500 | <500 | <500 | <2,500 | NA | NA |
| MW-29S | Duplicate | 1/25/2021 | <500 | <500 | <500 | <1,500 | 97,600 | <2,500 | <500 | <500 | <500 | <2,500 | NA | NA |
| MW-29S | | 4/14/2021 | <500 | <500 | <500 | <1,500 | 60,200 | <2,500 | <500 | <500 | <500 | <2,500 | NA | NA |
| MW-29S | Duplicate | 4/14/2021 | <1,000 | <1,000 | <1,000 | <3,000 | 87,300 | <5,000 | <1,000 | <1,000 | <1,000 | <5,000 | NA | NA |
| MW-29S | | 7/23/2021 | <500 | <500 | <500 | <1,500 | 113,000 | <2,500 | <500 | <500 | <500 | <2,500 | NA | NA |
| MW-29S | | 10/28/2021 | <1,000 | <1,000 | <1,000 | <3,000 | 95,700 | <5,000 | <1,000 | <1,000 | <1,000 | <5,000 | NA | NA |
| MW-29S | Duplicate | 10/28/2021 | <1,000 | <1,000 | <1,000 | <3,000 | 98,400 | <5,000 | <1,000 | <1,000 | <1,000 | <5,000 | NA | NA |
| MW-29S | | 1/19/2022 | <1,000 | <1,000 | <1,000 | <3,000 | 30,800 | <5,000 | <1,000 | <1,000 | <1,000 | <5,000 | NA | NA |
| MW-29S | | 4/12/2022 | <250 | <250 | <250 | <750 | 9,700 | <1,250 | <250 | <250 | <250 | <1,250 | NA | NA |
| MW-29S | | 7/19/2022 | <200 | <200 | <200 | <600 | 37,400 | <1,000 | <200 | <200 | <200 | <1,000 | NA | NA |
| MW-29S | | 11/28/2022 | <50.0 | <50.0 | <50.0 | <150 | 60,300 | <250 | <50.0 | <50.0 | <50.0 | <250 | NA | NA |
| MW-29S | | 1/26/2023 | <200 | <200 | <200 | <600 | 57,600 | <1,000 | <200 | <200 | <200 | <1,000 | NA | NA |
| MW-29S | | 4/17/2023 | <500 | <500 | <500 | <1,500 | 36,900 | <2,500 | <500 | <500 | <500 | <2,500 | NA | NA |
| MW-29S | | 8/9/2023 | <1.00 | <1.00 | <1.00 | <3.00 | 6,690 | <5.00 | <1.00 | <1.00 | <1.00 | <5.00 | NA | NA |

| Well ID | Quality Control Sample | Sample Date | Benzene (µg/L) | Toluene (µg/L) | Ethylbenzene (µg/L) | Xylenes, Total (µg/L) | MTBE (µg/L) | TBA (µg/L) | PCE (µg/L) | TCE (µg/L) | C12DCE (µg/L) | $CCl_2F_2$ (µg/L) | TPH (µg/L) | PAH (µg/L) |
|---|---|---|---|---|---|---|---|---|---|---|---|---|---|---|
| Arizona AWQS (µg/L) | | | 5 | 1,000 | 700 | 10,000 | N/A | N/A | 5 | 5 | 70 | N/A | N/A | N/A |
| MW-29S | | 10/23/2023 | <500 | <500 | <500 | <1,500 | 37,500 | <2,500 | <500 | <500 | <500 | <2,500 | NA | NA |
| MW-29S | | 3/6/2024 | <200 | <200 | <200 | <600 | 19,100 | <1,000 | <200 | <200 | <200 | <1,000 | NA | NA |
| MW-29S | | 5/16/2024 | <200 | <200 | <200 | <600 | 16,200 | <1,000 | <200 | <200 | <200 | <1,000 | NA | NA |
| MW-29M | | 1/21/2014 | <1.0 | <5.0 | <1.0 | <3.0 | 1.6 | <5.0 | <1.0 | <1.0 | <1.0 | <5.0 | NA | NA |
| MW-29M | | 4/28/2014 | <1.0 | <5.0 | <1.0 | <3.0 | 10 | <5.0 | <1.0 | <1.0 | <1.0 | <5.0 | NA | NA |
| MW-29M | | 7/21/2014 | <1.0 | <5.0 | <1.0 | <3.0 | 18 | <5.0 | <1.0 | <1.0 | <1.0 | <5.0 | NA | NA |
| MW-29M | | 10/6/2014 | <1.0 | <5.0 | <1.0 | <3.0 | <1.0 | <5.0 | <1.0 | <1.0 | <1.0 | <5.0 | NA | NA |
| MW-29M | | 1/21/2015 | <1.0 | <5.0 | <1.0 | <3.0 | <1.0 | <5.0 | <1.0 | <1.0 | <1.0 | <5.0 | NA | NA |
| MW-29M | | 4/20/2015 | <1.0 | <5.0 | <1.0 | <3.0 | <1.0 | <5.0 | <1.0 | <1.0 | <1.0 | <5.0 | NA | NA |
| MW-29M | | 1/7/2016 | <1.0 | <5.0 | <1.0 | <3.0 | 3.99 | <5.0 | <1.0 | <1.0 | <1.0 | <5.0 | NA | NA |
| MW-29M | | 4/5/2016 | <1.0 | <5.0 | <1.0 | <3.0 | <1.0 | <5.0 | <1.0 | <1.0 | <1.0 | <5.0 | NA | NA |
| MW-29M | | 7/27/2016 | **26.9** | <5.0 | <1.0 | <3.0 | 2,340 | <5.0 | <1.0 | <1.0 | <1.0 | <5.0 | NA | NA |
| MW-29M | | 10/11/2016 | 2.02 | <5.0 | <1.0 | <3.0 | 389 | <5.0 | <1.0 | <1.0 | <1.0 | <5.0 | NA | NA |
| MW-29M | | 1/24/2017 | <1.0 | <1.0 | <1.0 | <3.0 | <1.0 | <5.0 | <1.0 | <1.0 | <1.0 | <5.0 | NA | NA |
| MW-29M | | 4/4/2017 | <1.0 | <1.0 | <1.0 | <3.0 | 82.2 | <5.0 | <1.0 | <1.0 | <1.0 | <5.0 | NA | NA |
| MW-29M | | 7/12/2017 | **10.2** | <1.0 | <1.0 | <3.0 | 3,530 | <5.0 | <1.0 | <1.0 | <1.0 | <5.0 | NA | NA |
| MW-29M | | 10/31/2017 | 3.32 | <1.0 | <1.0 | <3.0 | 984 | <5.0 | <1.0 | <1.0 | <1.0 | <5.0 | NA | NA |
| MW-29M | | 1/30/2018 | <1.0 | <1.0 | <1.0 | <3.0 | 14.8 | <5.0 | <1.0 | <1.0 | <1.0 | <5.0 | NA | NA |
| MW-29M | | 4/10/2018 | <1.00 | <1.00 | <1.00 | <3.00 | 2.53 | <5.00 | <1.00 | <1.00 | <1.00 | <5.00 | NA | NA |
| MW-29M | | 7/31/2018 | <1.00 | <1.00 | <1.00 | <3.00 | 1.76 | <5.00 | <1.00 | <1.00 | <1.00 | <5.00 | NA | NA |
| MW-29M | | 10/23/2018 | <1.00 | <1.00 | <1.00 | <3.00 | 7.14 | <5.00 | <1.00 | <1.00 | <1.00 | <5.00 | NA | NA |
| MW-29M | | 4/9/2019 | <1.00 | <1.00 | <1.00 | <3.00 | <1.00 | 5.46 | <1.00 | <1.00 | <1.00 | <5.00 | NA | NA |
| MW-29M | | 7/30/2019 | **28.5** | <1.00 | <1.00 | <3.00 | 13,300 | 5,140 | <1.00 | <1.00 | <1.00 | <5.00 | NA | NA |
| MW-29M | | 10/22/2019 | 8.88 | <1.00 | <1.00 | <3.00 | 15,000 | 317 | <1.00 | <1.00 | <1.00 | <5.00 | NA | NA |
| MW-29M | | 1/21/2020 | <1.00 | <1.00 | <1.00 | <3.00 | 529 | <5.00 | <1.00 | <1.00 | <1.00 | <5.00 | NA | NA |
| MW-29M | | 4/7/2020 | **20.2** | <1.00 | <1.00 | <3.00 | 17,800 | 794 | <1.00 | <1.00 | <1.00 | <5.00 | NA | NA |
| MW-29M | | 7/21/2020 | <100 | <100 | <100 | <300 | 20,400 | <500 | <100 | <100 | <100 | <500 | NA | NA |
| MW-29M | | 11/9/2020 | <250 | <250 | <250 | <750 | 27,700 | <1,250 | <250 | <250 | <250 | <1,250 | NA | NA |
| MW-29M | | 1/25/2021 | <250 | <250 | <250 | <750 | 51,400 | <1,250 | <250 | <250 | <250 | <1,250 | NA | NA |
| MW-29M | | 4/13/2021 | <100 | <100 | <100 | <300 | 17,100 | <500 | <100 | <100 | <100 | <500 | NA | NA |
| MW-29M | | 7/21/2021 | <1,000 | <1,000 | <1,000 | <3,000 | 32,000 | <5,000 | <1,000 | <1,000 | <1,000 | <5,000 | NA | NA |
| MW-29M | | 10/28/2021 | <1,000 | <1,000 | <1,000 | <3,000 | 26,200 | <5,000 | <1,000 | <1,000 | <1,000 | <5,000 | NA | NA |
| MW-29M | | 1/18/2022 | <1.00 | <1.00 | <1.00 | <3.00 | 2,030 | 90.1 | <1.00 | <1.00 | <1.00 | <5.00 | NA | NA |

| Well ID | Quality Control Sample | Sample Date | Benzene (µg/L) | Toluene (µg/L) | Ethylbenzene (µg/L) | Xylenes, Total (µg/L) | MTBE (µg/L) | TBA (µg/L) | PCE (µg/L) | TCE (µg/L) | C12DCE (µg/L) | $CCl_2F_2$ (µg/L) | TPH (µg/L) | PAH (µg/L) |
|---|---|---|---|---|---|---|---|---|---|---|---|---|---|---|
| Arizona AWQS (µg/L) | | | 5 | 1,000 | 700 | 10,000 | N/A | N/A | 5 | 5 | 70 | N/A | N/A | N/A |
| MW-29M | | 4/12/2022 | <1.00 | <1.00 | <1.00 | <3.00 | 128 | <5.00 | <1.00 | <1.00 | <1.00 | <5.00 | NA | NA |
| MW-29M | | 7/18/2022 | <10.0 | <10.0 | <10.0 | <30.0 | 1,410 | <50.0 | <10.0 | <10.0 | <10.0 | <50.0 | NA | NA |
| MW-29M | Duplicate | 7/18/2022 | <10.0 | <10.0 | <10.0 | <30.0 | 1,440 | <50.0 | <10.0 | <10.0 | <10.0 | <50.0 | NA | NA |
| MW-29D | | 1/21/2014 | <1.0 | <5.0 | <1.0 | <3.0 | <1.0 | <5.0 | <1.0 | <1.0 | <1.0 | <5.0 | NA | NA |
| MW-29D | | 4/28/2014 | <1.0 | <5.0 | <1.0 | <3.0 | <1.0 | <5.0 | <1.0 | <1.0 | <1.0 | <5.0 | NA | NA |
| MW-29D | | 7/21/2014 | <1.0 | <5.0 | <1.0 | <3.0 | <1.0 | <5.0 | <1.0 | <1.0 | <1.0 | <5.0 | NA | NA |
| MW-29D | | 10/6/2014 | <1.0 | <5.0 | <1.0 | <3.0 | <1.0 | <5.0 | <1.0 | <1.0 | <1.0 | <5.0 | NA | NA |
| MW-29D | | 1/21/2015 | <1.0 | <5.0 | <1.0 | <3.0 | <1.0 | <5.0 | <1.0 | <1.0 | <1.0 | <5.0 | NA | NA |
| MW-29D | | 4/20/2015 | <1.0 | <5.0 | <1.0 | <3.0 | <1.0 | <5.0 | <1.0 | <1.0 | <1.0 | <5.0 | NA | NA |
| MW-29D | | 1/8/2016 | <1.0 | <5.0 | <1.0 | <3.0 | <1.0 | <5.0 | <1.0 | <1.0 | <1.0 | <5.0 | NA | NA |
| MW-29D | | 4/5/2016 | <1.0 | <5.0 | <1.0 | <3.0 | <1.0 | <5.0 | <1.0 | <1.0 | <1.0 | <5.0 | NA | NA |
| MW-29D | | 7/27/2016 | <1.0 | <5.0 | <1.0 | <3.0 | <1.0 | <5.0 | <1.0 | <1.0 | <1.0 | <5.0 | NA | NA |
| MW-29D | | 10/11/2016 | <1.0 | <5.0 | <1.0 | <3.0 | <1.0 | <5.0 | <1.0 | <1.0 | <1.0 | <5.0 | NA | NA |
| MW-29D | | 1/24/2017 | <1.0 | <1.0 | <1.0 | <3.0 | <1.0 | <5.0 | <1.0 | <1.0 | <1.0 | <5.0 | NA | NA |
| MW-29D | | 4/4/2017 | <1.0 | <1.0 | <1.0 | <3.0 | <1.0 | <5.0 | <1.0 | <1.0 | <1.0 | <5.0 | NA | NA |
| MW-29D | | 7/12/2017 | <1.0 | <1.0 | <1.0 | <3.0 | <1.0 | <5.0 | <1.0 | <1.0 | <1.0 | <5.0 | NA | NA |
| MW-29D | | 10/31/2017 | <1.0 | <1.0 | <1.0 | <3.0 | <1.0 | <5.0 | <1.0 | <1.0 | <1.0 | <5.0 | NA | NA |
| MW-29D | | 1/30/2018 | <1.0 | <1.0 | <1.0 | <3.0 | <1.0 | <5.0 | <1.0 | <1.0 | <1.0 | <5.0 | NA | NA |
| MW-29D | | 4/10/2018 | <1.00 | <1.00 | <1.00 | <3.00 | <1.00 | <5.00 | <1.00 | <1.00 | <1.00 | <5.00 | NA | NA |
| MW-29D | | 7/31/2018 | <1.00 | <1.00 | <1.00 | <3.00 | <1.00 | <5.00 | <1.00 | <1.00 | <1.00 | <5.00 | NA | NA |
| MW-29D | | 10/23/2018 | <1.00 | <1.00 | <1.00 | <3.00 | <1.00 | <5.00 | <1.00 | <1.00 | <1.00 | <5.00 | NA | NA |
| MW-29D | | 4/9/2019 | <1.00 | <1.00 | <1.00 | <3.00 | <1.00 | <5.00 | <1.00 | <1.00 | <1.00 | <5.00 | NA | NA |
| MW-29D | | 7/30/2019 | <1.00 | <1.00 | <1.00 | <3.00 | <1.00 | <5.00 | <1.00 | <1.00 | <1.00 | <5.00 | NA | NA |
| MW-29D | | 10/22/2019 | <1.00 | <1.00 | <1.00 | <3.00 | <1.00 | <5.00 | <1.00 | <1.00 | <1.00 | <5.00 | NA | NA |
| MW-29D | | 1/21/2020 | <1.00 | <1.00 | <1.00 | <3.00 | <1.00 | <5.00 | <1.00 | <1.00 | <1.00 | <5.00 | NA | NA |
| MW-29D | | 4/7/2020 | <1.00 | <1.00 | <1.00 | <3.00 | <1.00 | <5.00 | <1.00 | <1.00 | <1.00 | <5.00 | NA | NA |
| MW-29D | | 7/21/2020 | <1.00 | <1.00 | <1.00 | <3.00 | <1.00 | <5.00 | <1.00 | <1.00 | <1.00 | <5.00 | NA | NA |
| MW-29D | | 11/9/2020 | <1.00 | <1.00 | <1.00 | <3.00 | 10.7 | <5.00 | <1.00 | <1.00 | <1.00 | <5.00 | NA | NA |
| MW-29D | | 1/25/2021 | <1.00 | <1.00 | <1.00 | <3.00 | <1.00 | <5.00 | <1.00 | <1.00 | <1.00 | <5.00 | NA | NA |
| MW-29D | | 4/13/2021 | <1.00 | <1.00 | <1.00 | <3.00 | <1.00 | <5.00 | <1.00 | <1.00 | <1.00 | <5.00 | NA | NA |
| MW-29D | | 7/14/2021 | <1.00 | <1.00 | <1.00 | <3.00 | <1.00 | <5.00 | <1.00 | <1.00 | <1.00 | <5.00 | NA | NA |
| MW-29D | | 10/20/2021 | <1.00 | <1.00 | <1.00 | <3.00 | <1.00 | <5.00 | <1.00 | <1.00 | <1.00 | <5.00 | NA | NA |
| MW-29D | | 1/10/2022 | <1.00 | <1.00 | <1.00 | <3.00 | <1.00 | <5.00 | <1.00 | <1.00 | <1.00 | <5.00 | NA | NA |

| Well ID | Quality Control Sample | Sample Date | Benzene (µg/L) | Toluene (µg/L) | Ethylbenzene (µg/L) | Xylenes, Total (µg/L) | MTBE (µg/L) | TBA (µg/L) | PCE (µg/L) | TCE (µg/L) | C12DCE (µg/L) | $CCl_2F_2$ (µg/L) | TPH (µg/L) | PAH (µg/L) |
|---|---|---|---|---|---|---|---|---|---|---|---|---|---|---|
| Arizona AWQS (µg/L) | | | 5 | 1,000 | 700 | 10,000 | N/A | N/A | 5 | 5 | 70 | N/A | N/A | N/A |
| MW-29D | | 4/11/2022 | <1.00 | <1.00 | <1.00 | <3.00 | <1.00 | <5.00 | <1.00 | <1.00 | <1.00 | <5.00 | NA | NA |
| MW-29D | | 7/18/2022 | <1.00 | <1.00 | <1.00 | <3.00 | <1.00 | <5.00 | <1.00 | <1.00 | <1.00 | <5.00 | NA | NA |
| MW-30 | | 1/21/2014 | <1.0 | <5.0 | <1.0 | <3.0 | <1.0 | <5.0 | <1.0 | <1.0 | <1.0 | <5.0 | NA | NA |
| MW-30 | Duplicate | 1/21/2014 | <1.0 | <5.0 | <1.0 | <3.0 | <1.0 | <5.0 | <1.0 | <1.0 | <1.0 | <5.0 | NA | NA |
| MW-30 | | 4/23/2014 | <1.0 | <5.0 | <1.0 | <3.0 | 400 | 5,200 | <1.0 | <1.0 | <1.0 | <5.0 | NA | NA |
| MW-30 | | 7/22/2014 | <100 | <500 | <100 | <300 | 280 | 7,200 | <100 | <100 | <100 | <500 | NA | NA |
| MW-30 | | 10/7/2014 | <100 | <500 | <100 | <300 | 140 | 5,400 | <100 | <100 | <100 | <500 | NA | NA |
| MW-30 | | 1/22/2015 | <1.0 | <5.0 | <1.0 | <3.0 | 60 | 5,100 | <1.0 | <1.0 | <1.0 | <5.0 | NA | NA |
| MW-30 | Duplicate | 1/22/2015 | <1.0 | <5.0 | <1.0 | <3.0 | 68 | 5,500 | <1.0 | <1.0 | <1.0 | <5.0 | NA | NA |
| MW-30 | | 4/22/2015 | <1.0 | <5.0 | <1.0 | <3.0 | 40 | 5,200 | <1.0 | <1.0 | <1.0 | <5.0 | NA | NA |
| MW-30 | | 1/11/2016 | <5.0 | <25 | <5.0 | <15 | 8.23 | 1,910 | <5.0 | <5.0 | <5.0 | <25 | NA | NA |
| MW-30 | | 4/5/2016 | <1.0 | <5.0 | <1.0 | <3.0 | 11.9 | 2,720 | <1.0 | <1.0 | <1.0 | <5.0 | NA | NA |
| MW-30 | Duplicate | 4/5/2016 | <1.0 | <5.0 | <1.0 | <3.0 | 12.8 | 3,040 | <1.0 | <1.0 | <1.0 | <5.0 | NA | NA |
| MW-30 | | 7/28/2016 | <1.0 | <5.0 | <1.0 | <3.0 | 7.35 | 2,660 | <1.0 | <1.0 | <1.0 | <5.0 | NA | NA |
| MW-30 | | 10/12/2016 | <1.0 | <5.0 | <1.0 | <3.0 | 41.6 | 13,200 | <1.0 | <1.0 | <1.0 | <5.0 | NA | NA |
| MW-30 | | 1/25/2017 | <1.0 | <1.0 | <1.0 | <3.0 | <18.4 | 2,700 | <1.0 | <1.0 | <1.0 | <5.0 | NA | NA |
| MW-30 | | 4/5/2017 | <1.0 | <1.0 | <1.0 | <3.0 | 3.42 | 477 | <1.0 | <1.0 | <1.0 | <5.0 | NA | NA |
| MW-30 | Duplicate | 4/5/2017 | <1.0 | <1.0 | <1.0 | <3.0 | 2.93 | 503 | <1.0 | <1.0 | <1.0 | <5.0 | NA | NA |
| MW-30 | | 7/11/2017 | <1.0 | <1.0 | <1.0 | <3.0 | <5.0 | 374 | <1.0 | <1.0 | <1.0 | <5.0 | NA | NA |
| MW-30 | | 11/1/2017 | <1.0 | <1.0 | <1.0 | <3.0 | 23.9 | 8,170 | <1.0 | <1.0 | <1.0 | <5.0 | NA | NA |
| MW-30 | | 1/31/2018 | <1.0 | <1.0 | <1.0 | <3.0 | 7.03 | 875 | <1.0 | <1.0 | <1.0 | <5.0 | NA | NA |
| MW-30 | | 4/11/2018 | <5.00 | <5.00 | <5.00 | <15.0 | <5.00 | 338 | <5.00 | <5.00 | <5.00 | <25.0 | NA | NA |
| MW-30 | | 8/1/2018 | <1.00 | <1.00 | <1.00 | <3.00 | <5.00 | 95.9 | <1.00 | <1.00 | <1.00 | <5.00 | NA | NA |
| MW-30 | | 10/24/2018 | <1.00 | <1.00 | <1.00 | <3.00 | 1.64 | 74.8 | <1.00 | <1.00 | <1.00 | <5.00 | NA | NA |
| MW-30 | | 4/10/2019 | <1.00 | <1.00 | <1.00 | <3.00 | <1.00 | 7.77 | <1.00 | <1.00 | <1.00 | <5.00 | NA | NA |
| MW-30 | | 7/31/2019 | <1.00 | <1.00 | <1.00 | <3.00 | 6.73 | 461 | <1.00 | <1.00 | <1.00 | <5.00 | NA | NA |
| MW-30 | | 10/23/2019 | 1.46 | <1.00 | <1.00 | <3.00 | 7.01 | 4,570 | <1.00 | <1.00 | <1.00 | <5.00 | NA | NA |
| MW-30 | | 1/22/2020 | <10.0 | <10.0 | <10.0 | <30.0 | <10.0 | 1,260 | <10.0 | <10.0 | <10.0 | <50.0 | NA | NA |
| MW-30 | | 4/8/2020 | <1.00 | <1.00 | <1.00 | <3.00 | 4.74 | 376 | <1.00 | <1.00 | <1.00 | <5.00 | NA | NA |
| MW-30 | | 7/22/2020 | <1.00 | <1.00 | <1.00 | <3.00 | 9.83 | 2,450 | <1.00 | <1.00 | <1.00 | <5.00 | NA | NA |
| MW-30 | | 11/3/2020 | <20.0 | <20.0 | <20.0 | <60.0 | <20.0 | 2,740 | <20.0 | <20.0 | <20.0 | <100 | NA | NA |
| MW-30 | | 1/27/2021 | <10.0 | <10.0 | <10.0 | <30.0 | <10.0 | 4,630 | <10.0 | <10.0 | <10.0 | <50.0 | NA | NA |
| MW-30 | | 4/15/2021 | <10.0 | <10.0 | <10.0 | <30.0 | <10.0 | 2,650 | <10.0 | <10.0 | <10.0 | <50.0 | NA | NA |

| Well ID | Quality Control Sample | Sample Date | Benzene (µg/L) | Toluene (µg/L) | Ethylbenzene (µg/L) | Xylenes, Total (µg/L) | MTBE (µg/L) | TBA (µg/L) | PCE (µg/L) | TCE (µg/L) | C12DCE (µg/L) | $CCl_2F_2$ (µg/L) | TPH (µg/L) | PAH (µg/L) |
|---|---|---|---|---|---|---|---|---|---|---|---|---|---|---|
| Arizona AWQS (µg/L) | | | 5 | 1,000 | 700 | 10,000 | N/A | N/A | 5 | 5 | 70 | N/A | N/A | N/A |
| MW-30 | | 7/21/2021 | <10.0 | <10.0 | <10.0 | <30.0 | <10.0 | 2,130 | <10.0 | <10.0 | <10.0 | <50.0 | NA | NA |
| MW-30 | | 10/28/2021 | <1.00 | <1.00 | <1.00 | <3.00 | 5.24 | 441 | <1.00 | <1.00 | <1.00 | <5.00 | NA | NA |
| MW-30 | | 1/11/2022 | <1.00 | <1.00 | <1.00 | <3.00 | 4.32 | 443 | <1.00 | <1.00 | <1.00 | <5.00 | NA | NA |
| MW-30 | | 4/14/2022 | <1.00 | <1.00 | <1.00 | <3.00 | 4.38 | 355 | <1.00 | <1.00 | <1.00 | <5.00 | NA | NA |
| MW-30 | | 7/21/2022 | <1.00 | <1.00 | <1.00 | <3.00 | 4.44 | 584 | <1.00 | <1.00 | <1.00 | <5.00 | NA | NA |
| MW-30 | | 11/22/2022 | <1.00 | <1.00 | <1.00 | <3.00 | 2.81 | 111 | <1.00 | <1.00 | <1.00 | <5.00 | NA | NA |
| MW-30 | Duplicate | 11/22/2022 | <1.00 | <1.00 | <1.00 | <3.00 | 2.89 | 111 | <1.00 | <1.00 | <1.00 | <5.00 | NA | NA |
| MW-30 | | 1/25/2023 | <1.00 | <1.00 | <1.00 | <3.00 | 3.77 | 101 | <1.00 | <1.00 | <1.00 | <5.00 | NA | NA |
| MW-30 | | 4/13/2023 | <1.00 | <1.00 | <1.00 | <3.00 | 1.87 | 22.5 | <1.00 | <1.00 | <1.00 | <5.00 | NA | NA |
| MW-30 | | 8/4/2023 | <1.00 | <1.00 | <1.00 | <3.00 | 2.73 | 55.0 | <1.00 | <1.00 | <1.00 | <5.00 | NA | NA |
| MW-30 | | 10/19/2023 | <1.00 | <1.00 | <1.00 | <3.00 | <1.00 | <5.00 | <1.00 | <1.00 | <1.00 | <5.00 | NA | NA |
| MW-30 | | 3/4/2024 | <1.00 | <1.00 | <1.00 | <3.00 | <1.00 | <5.00 | <1.00 | <1.00 | <1.00 | <5.00 | NA | NA |
| MW-30 | | 5/20/2024 | <1.00 | <1.00 | <1.00 | <3.00 | <1.00 | <5.00 | <1.00 | <1.00 | <1.00 | <5.00 | NA | NA |
| MW-31M | | 1/18/2022 | <1.00 | <1.00 | <1.00 | <3.00 | 15.8 | 6.04 | <1.00 | <1.00 | <1.00 | <5.00 | NA | NA |
| MW-31M | | 4/12/2022 | <1.00 | <1.00 | <1.00 | <3.00 | 1.03 | <5.00 | <1.00 | <1.00 | <1.00 | <5.00 | NA | NA |
| MW-31M | | 7/19/2022 | <10.0 | <10.0 | <10.0 | <30.0 | 1,140 | <50.0 | <10.0 | <10.0 | <10.0 | <50.0 | NA | NA |
| MW-31D | | 1/11/2022 | <1.00 | <1.00 | <1.00 | <3.00 | <1.00 | <5.00 | <1.00 | <1.00 | <1.00 | <5.00 | NA | NA |
| MW-31D | | 4/11/2022 | <1.00 | <1.00 | <1.00 | <3.00 | <1.00 | <5.00 | <1.00 | <1.00 | <1.00 | <5.00 | NA | NA |
| MW-31D | | 7/18/2022 | <1.00 | <1.00 | <1.00 | <3.00 | <1.00 | <5.00 | <1.00 | <1.00 | <1.00 | <5.00 | NA | NA |
| MW-32S | | 1/19/2022 | <10.0 | <10.0 | <10.0 | <30.0 | 98,600 | <50.0 | <10.0 | <10.0 | <10.0 | <50.0 | NA | NA |
| MW-32S | | 4/12/2022 | <1,000 | <1,000 | <1,000 | <3,000 | 74,000 | <5,000 | <1,000 | <1,000 | <1,000 | <5,000 | NA | NA |
| MW-32S | | 7/19/2022 | <2,000 | <2,000 | <2,000 | <6,000 | 60,300 | <10,000 | <2,000 | <2,000 | <2,000 | <10,000 | NA | NA |
| MW-32S | | 11/29/2022 | <1.00 | <1.00 | <1.00 | <3.00 | 3.10 | <5.00 | <1.00 | <1.00 | <1.00 | <5.00 | NA | NA |
| MW-32S | | 1/26/2023 | <20.0 | <20.0 | <20.0 | <60.0 | 755 | <100 | <20.0 | <20.0 | <20.0 | <100 | NA | NA |
| MW-32S | Duplicate | 1/26/2023 | <20.0 | <20.0 | <20.0 | <60.0 | 745 | <100 | <20.0 | <20.0 | <20.0 | <100 | NA | NA |
| MW-32S | | 4/17/2023 | <1.00 | <1.00 | <1.00 | <3.00 | 6,670 | 199 | <1.00 | <1.00 | <1.00 | <5.00 | NA | NA |
| MW-32S | | 8/10/2023 | <50.0 | <50.0 | <50.0 | <150 | 1,350 | <250 | <50.0 | <50.0 | <50.0 | <250 | NA | NA |
| MW-32S | Duplicate | 8/10/2023 | <20.0 | <20.0 | <20.0 | <60.0 | 1,410 | <100 | <20.0 | <20.0 | <20.0 | <100 | NA | NA |
| MW-32S | | 10/23/2023 | <50.0 | <50.0 | <50.0 | <150 | 5,640 | <250 | <50.0 | <50.0 | <50.0 | <250 | NA | NA |
| MW-32S | | 3/6/2024 | <50.0 | <50.0 | <50.0 | <150 | 4,900 | <250 | <50.0 | <50.0 | <50.0 | <250 | NA | NA |
| MW-32S | | 5/16/2024 | <5.00 | <5.00 | <5.00 | <15.0 | 103 | <25.0 | <5.00 | <5.00 | <5.00 | <25.0 | NA | NA |
| MW-32M | | 1/18/2022 | <1.00 | <1.00 | <1.00 | <3.00 | 3,320 | 37.4 | <1.00 | <1.00 | <1.00 | <5.00 | NA | NA |
| MW-32M | | 4/12/2022 | <10.0 | <10.0 | <10.0 | <30.0 | 825 | <50.0 | <10.0 | <10.0 | <10.0 | <50.0 | NA | NA |

| Well ID | Quality Control Sample | Sample Date | Benzene (µg/L) | Toluene (µg/L) | Ethylbenzene (µg/L) | Xylenes, Total (µg/L) | MTBE (µg/L) | TBA (µg/L) | PCE (µg/L) | TCE (µg/L) | C12DCE (µg/L) | $CCl_2F_2$ (µg/L) | TPH (µg/L) | PAH (µg/L) |
|---|---|---|---|---|---|---|---|---|---|---|---|---|---|---|
| Arizona AWQS (µg/L) | | | 5 | 1,000 | 700 | 10,000 | N/A | N/A | 5 | 5 | 70 | N/A | N/A | N/A |
| MW-32M | | 7/19/2022 | <1.00 | <1.00 | <1.00 | <3.00 | 17.5 | <5.00 | <1.00 | <1.00 | <1.00 | <5.00 | NA | NA |
| MW-32D | | 1/10/2022 | <1.00 | <1.00 | <1.00 | <3.00 | 2,390 | <5.00 | <1.00 | <1.00 | <1.00 | <5.00 | NA | NA |
| MW-32D | Duplicate | 1/10/2022 | <1.00 | <1.00 | <1.00 | <3.00 | 2,240 | <5.00 | <1.00 | <1.00 | <1.00 | <5.00 | NA | NA |
| MW-32D | | 4/11/2022 | <1.00 | <1.00 | <1.00 | <3.00 | 80.2 | <5.00 | <1.00 | <1.00 | <1.00 | <5.00 | NA | NA |
| MW-32D | | 7/18/2022 | <1.00 | <1.00 | <1.00 | <3.00 | 45.1 | <5.00 | <1.00 | <1.00 | <1.00 | <5.00 | NA | NA |
| *A-039A* | | *5/5/2009* | *<0.5* | *<0.5* | *<0.5* | *<0.5* | *<0.5* | *NA* | ***32.6*** | *2.8* | *<0.5* | *0.8* | *NA* | *NA* |
| *A-039A* | | *5/5/2010* | *<0.5* | *<0.5* | *<0.5* | *<0.5* | *<0.5* | *<1.0* | ***38.8*** | *3.0* | *<0.5* | *0.9* | *NA* | *NA* |
| *A-039A* | | *7/6/2010* | *<0.5* | *<0.5* | *<0.5* | *<0.5* | *<0.5* | *NA* | ***38.7*** | *2.7* | *<0.5* | *0.9* | *NA* | *NA* |
| *A-039A* | *Duplicate* | *7/6/2010* | *<0.5* | *<0.5* | *<0.5* | *<0.5* | *<0.5* | *NA* | ***36.7*** | *2.6* | *<0.5* | *0.9* | *NA* | *NA* |
| *A-039A* | | *10/14/2010* | *<0.5* | *<0.5* | *<0.5* | *<0.5* | *<0.5* | *<0.5* | ***37.9*** | *2.8* | *<0.5* | *0.8* | *NA* | *NA* |
| *A-039A* | | *1/4/2011* | *<0.5* | *<0.5* | *<0.5* | *<0.5* | *<0.5* | *<0.5* | ***35.6*** | *2.7* | *<0.5* | *1.1* | *NA* | *NA* |
| *A-039A* | *Duplicate* | *1/4/2011* | *<0.5* | *<0.5* | *<0.5* | *<0.5* | *<0.5* | *<0.5* | ***34.5*** | *2.6* | *<0.5* | *0.9* | *NA* | *NA* |
| *A-039A* | | *4/26/2011* | *<0.5* | *<0.5* | *<0.5* | *<0.5* | *<0.5* | *NA* | ***30.5*** | *1.6* | *<0.5* | *0.7* | *NA* | *NA* |
| *A-039A* | | *7/6/2011* | *<0.5* | *<0.5* | *<0.5* | *<0.5* | *<0.5* | *NA* | ***36.8*** | *2.7* | *<0.5* | *1.2* | *NA* | *NA* |
| *A-039A* | | *10/25/2011* | *<0.5* | *<0.5* | *<0.5* | *<0.5* | *<0.5* | *NA* | ***40.9*** | *2.4* | *<0.5* | *0.8* | *NA* | *NA* |
| *A-039A* | | *1/4/2012* | *<0.5* | *<2.0* | *<2.0* | *<1.0* | *<5.0* | *<10* | ***31.1*** | *2.59* | *<0.5* | *<2.0* | *NA* | *NA* |
| *A-039A* | | *4/17/2012* | *<0.5* | *<2.0* | *<2.0* | *<1.0* | *<5.0* | *<5.0* | ***27.8*** | *2.17* | *<0.5* | *<2.0* | *NA* | *NA* |
| *A-039A* | | *7/2/2012* | *<1.0* | *<1.0* | *<1.0* | *<2.0* | *<1.0* | *<50* | ***31*** | *2.0* | *<1.0* | *<1.0* | *NA* | *NA* |
| *A-039A* | | *10/25/2012* | *<1.0* | *<1.0* | *<1.0* | *<3.0* | *<0.22* | *<7.0* | ***29*** | *2.1* | *<1.0* | *<1.0* | *NA* | *NA* |
| *A-039A* | | *1/31/2013* | *<1.0* | *<1.0* | *<1.0* | *<3.0* | *<1.0* | *<50* | ***28*** | *1.5* | *<1.0* | *<1.0* | *NA* | *NA* |
| *A-039A* | | *4/23/2013* | *<2.0* | *<2.0* | *<2.0* | *<10* | *<1.0* | *<50* | ***25*** | *<2.0* | *<2.0* | *<5.0* | *NA* | *NA* |
| *A-039A* | *Duplicate* | *4/23/2013* | *<2.0* | *<2.0* | *<2.0* | *<10* | *<1.0* | *<50* | ***27*** | *<2.0* | *<2.0* | *<5.0* | *NA* | *NA* |
| *A-039A* | | *7/1/2013* | *<2.0* | *<2.0* | *<2.0* | *<10* | *<1.0* | *<50* | ***23*** | *1.2* | *<2.0* | *0.4* | *NA* | *NA* |
| *A-039A* | | *10/17/2013* | *<1.0* | *<1.0* | *<1.0* | *<2.0* | *<1.0* | *<10* | ***26*** | *1.4* | *<1.0* | *<1.0* | *NA* | *NA* |
| *A-039A* | | *1/27/2014* | *<2.0* | *<2.0* | *<2.0* | *<10* | *<1.0* | *<50* | ***21*** | *1.2* | *<2.0* | *0.4* | *NA* | *NA* |
| *A-039A* | | *4/22/2014* | *<2.0* | *<2.0* | *<2.0* | *<10* | *<1.0* | *<50* | ***30*** | *1.3* | *<2.0* | *<5.0* | *NA* | *NA* |
| *A-039A* | | *7/29/2014* | *<2.0* | *<2.0* | *<2.0* | *<10* | *<1.0* | *<50* | ***30*** | *1.6* | *<2.0* | *<5.0* | *NA* | *NA* |
| *A-039A* | | *10/21/2014* | *<1.0* | *<1.0* | *<1.0* | *<2.0* | *<1.0* | *<10* | ***32.7*** | *1.7* | *<1.0* | *<1.0* | *NA* | *NA* |
| *A-039A* | | *1/26/2015* | *<2.0* | *<2.0* | *<2.0* | *<10* | *<1.0* | *7.1* | ***34*** | *2.0* | *<2.0* | *<5.0* | *NA* | *NA* |
| *A-039A* | | *4/22/2015* | *<2.0* | *<2.0* | *<2.0* | *<10* | *<1.0* | *<50* | ***20*** | *1.9* | *<2.0* | *<5.0* | *NA* | *NA* |
| *A-039A* | *Duplicate* | *4/22/2015* | *<2.0* | *<2.0* | *<2.0* | *<10* | *<1.0* | *<50* | ***21*** | *2.0* | *<2.0* | *0.44* | *NA* | *NA* |
| *A-039A* | | *1/25/2016* | *<2.0* | *<2.0* | *<2.0* | *<10* | *<1.0* | *<50* | ***20*** | *1.6* | *<2.0* | *0.37* | *NA* | *NA* |
| *A-039A* | | *4/20/2016* | *<2.0* | *<2.0* | *<2.0* | *<10* | *<1.0* | *<50* | ***14*** | *<2.0* | *<2.0* | *<5.0* | *NA* | *NA* |

| Well ID | Quality Control Sample | Sample Date | Benzene (µg/L) | Toluene (µg/L) | Ethylbenzene (µg/L) | Xylenes, Total (µg/L) | MTBE (µg/L) | TBA (µg/L) | PCE (µg/L) | TCE (µg/L) | C12DCE (µg/L) | $CCl_2F_2$ (µg/L) | TPH (µg/L) | PAH (µg/L) |
|---|---|---|---|---|---|---|---|---|---|---|---|---|---|---|
| Arizona AWQS (µg/L) | | | 5 | 1,000 | 700 | 10,000 | N/A | N/A | 5 | 5 | 70 | N/A | N/A | N/A |
| A-039A | | 7/27/2016 | <2.0 | <2.0 | <2.0 | <10 | <1.0 | <50 | **18** | <2.0 | <2.0 | <5.0 | NA | NA |
| A-039A | | 10/19/2016 | <0.50 | <0.50 | <0.50 | <1.5 | <0.50 | <50 | **20** | 1.3 | <0.50 | <0.50 | NA | NA |
| A-039A | Duplicate | 10/19/2016 | <0.50 | <0.50 | <0.50 | <1.5 | <0.50 | <50 | **20** | 1.3 | <0.50 | <0.50 | NA | NA |
| A-039A | | 1/30/2017 | <0.50 | <0.50 | <0.50 | <1.5 | <0.50 | <50 | **16** | 2.0 | <0.50 | <0.50 | NA | NA |
| A-039A | | 5/23/2017 | <0.50 | <0.50 | <0.50 | <1.5 | <0.50 | <50 | **12** | 1.3 | <0.50 | <0.50 | NA | NA |
| A-039A | | 7/26/2017 | <0.12* | <0.28* | <0.32* | <0.86* | <0.22* | <7.0* | 0.29* | <0.24* | <0.21* | <0.15* | NA | NA |
| A-039A | Duplicate | 7/26/2017 | <0.12* | <0.28* | <0.32* | <0.86* | <0.22* | <7.0* | 0.31* | <0.24* | <0.21* | <0.15* | NA | NA |
| A-039A | | 11/29/2017 | <0.50 | <0.50 | <0.50 | <1.5 | <0.50 | <50 | **13** | 1.3 | <0.50 | <0.50 | NA | NA |
| A-039A | | 1/30/2018 | <0.50 | <0.50 | <0.50 | <1.5 | <0.50 | <50 | **12** | 1.3 | <0.50 | <0.50 | NA | NA |
| A-039A | Duplicate | 1/30/2018 | <0.50 | <0.50 | <0.50 | <1.5 | <0.50 | <50 | **12** | 1.2 | <0.50 | <0.50 | NA | NA |
| A-039A | | 5/24/2018 | <0.50 | <0.50 | <0.50 | <1.5 | <0.50 | <50 | **12** | 1.2 | <0.50 | <0.50 | NA | NA |
| A-039A | | 7/26/2018 | <0.50 | <0.50 | <0.50 | <1.5 | 9,400 | 4,300 | <0.50 | <0.50 | <0.50 | <0.50 | NA | NA |
| A-039A | | 10/31/2018 | <0.50 | <0.50 | <0.50 | <1.5 | <0.50 | <50** | 1.7 | 0.28 | <0.50 | <0.50 | NA | NA |
| A-039A | | 5/2/2019 | <2.0 | <2.0 | <2.0 | <10 | <1.0 | <50 | **7.3** | 0.68 | <2.0 | 0.16 | NA | NA |
| A-039A | | 8/7/2019 | <1.00 | <1.00 | <1.00 | <3.00 | <1.00 | <5.00 | **7.08** | 1.06 | <1.00 | <5.00 | NA | NA |
| A-039A | | 10/28/2019 | <1.00 | <1.00 | <1.00 | <3.00 | <1.00 | <5.00 | 11.2 | 1.31 | <1.00 | <5.00 | NA | NA |
| A-039A | | 1/27/2020 | <1.00 | <1.00 | <1.00 | <3.00 | <1.00 | <5.00 | **12.9** | 1.54 | <1.00 | <5.00 | NA | NA |
| A-039A | | 4/13/2020 | <1.00 | <1.00 | <1.00 | <3.00 | <1.00 | <5.00 | **11.7** | 1.34 | <1.00 | <5.00 | NA | NA |
| A-039A | | 7/27/2020 | <1.00 | <1.00 | <1.00 | <3.00 | <1.00 | <5.00 | **9.42** | 1.78 | <1.00 | <5.00 | NA | NA |
| A-039A | | 11/9/2020 | <1.00 | <1.00 | <1.00 | <3.00 | <1.00 | <5.00 | **26.4** | 2.87 | <1.00 | <5.00 | NA | NA |
| R-067A | | 5/14/2009 | <0.5 | <0.5 | <0.5 | <0.5 | 26.4 | NA | **35.7** | 0.7 | <0.5 | 3.2 | NA | NA |
| R-067A | | 10/26/2009 | <0.5 | <0.5 | <0.5 | <0.5 | 29.5 | NA | **33** | 0.7 | <0.5 | 2.7 | NA | NA |
| R-067A | | 5/12/2010 | <0.5 | <0.5 | <0.5 | <0.5 | 14.4 | <1.0 | **38.2** | 0.8 | <0.5 | 3.0 | NA | NA |
| R-067A | Duplicate | 5/12/2010 | <0.5 | <0.5 | <0.5 | <0.5 | 13.7 | NA | **37.3** | 0.7 | <0.5 | 2.7 | NA | NA |
| R-067A | | 7/7/2010 | <0.5 | <0.5 | <0.5 | <0.5 | 8.4 | NA | **30.8** | 0.8 | <0.5 | 2.8 | NA | NA |
| R-067A | | 10/20/2010 | <0.5 | <0.5 | <0.5 | <0.5 | 10.3 | <0.5 | **39.1** | 0.7 | <0.5 | 3.4 | NA | NA |
| R-067A | | 1/5/2011 | <0.5 | <0.5 | <0.5 | <0.5 | 6.3 | <0.5 | **37.4** | 0.9 | <0.5 | 3.8 | NA | NA |
| R-067A | | 4/26/2011 | <0.5 | <0.5 | <0.5 | <0.5 | 10.5 | NA | **34.7** | 0.5 | <0.5 | 2.8 | NA | NA |
| R-067A | | 7/6/2011 | <0.5 | <0.5 | <0.5 | <0.5 | 6.8 | NA | **35.2** | 0.9 | <0.5 | 3.7 | NA | NA |
| R-067A | | 10/26/2011 | <0.5 | <0.5 | <0.5 | <0.5 | 7.0 | NA | **30.2** | 0.6 | <0.5 | 2.6 | NA | NA |
| R-067A | | 1/3/2012 | 0.53 | <2.0 | <2.0 | <1.0 | 48.3 | 17.1 | **25.9** | 0.59 | <0.5 | 2.87 | NA | NA |
| R-067A | | 4/17/2012 | <0.5 | <2.0 | <2.0 | <1.0 | 37.9 | 8.24 | **23.1** | 0.59 | <0.5 | 3.22 | NA | NA |
| R-067A | | 7/2/2012 | 1.2 | <1.0 | <1.0 | <2.0 | 89 | <50 | **26** | <1.0 | <1.0 | 1.5 | NA | NA |

| Well ID | Quality Control Sample | Sample Date | Benzene (µg/L) | Toluene (µg/L) | Ethylbenzene (µg/L) | Xylenes, Total (µg/L) | MTBE (µg/L) | TBA (µg/L) | PCE (µg/L) | TCE (µg/L) | C12DCE (µg/L) | $CCl_2F_2$ (µg/L) | TPH (µg/L) | PAH (µg/L) |
|---|---|---|---|---|---|---|---|---|---|---|---|---|---|---|
| Arizona AWQS (µg/L) | | | 5 | 1,000 | 700 | 10,000 | N/A | N/A | 5 | 5 | 70 | N/A | N/A | N/A |
| R-067A | | 10/25/2012 | **5.2** | <1.0 | <1.0 | <3.0 | 600 | <7.0 | **25** | <1.0 | <1.0 | 1.9 | NA | NA |
| R-067A | | 1/31/2013 | **8.7** | <1.0 | <1.0 | <3.0 | 1,100 | <50 | **19** | <1.0 | <1.0 | 1.5 | NA | NA |
| R-067A | | 4/23/2013 | **17** | <2.0 | <2.0 | <10 | 1,600 | <50 | **22** | <2.0 | <2.0 | <5.0 | NA | NA |
| R-067A | | 7/1/2013 | 4.7 | <2.0 | <2.0 | <10 | 1,400 | 15 | **19** | 0.33 | <2.0 | 2.2 | NA | NA |
| R-067A | | 10/17/2013 | <40 | <40 | <40 | <80 | 3,320 | <400 | <40 | <40 | <40 | <40 | NA | NA |
| R-067A | | 1/27/2014 | **24** | <2.0 | <2.0 | <10 | 4,000 | 25 | **16** | 0.25 | <2.0 | 1.5 | NA | NA |
| R-067A | | 4/22/2014 | **17** | <2.0 | <2.0 | <10 | 4,700 | 53 | **16** | <2.0 | <2.0 | 1.4 | NA | NA |
| R-067A | | 7/29/2014 | **18** | <2.0 | <2.0 | <10 | 13,000 | 90 | **14** | <2.0 | <2.0 | 0.97 | NA | NA |
| R-067A | | 10/21/2014 | <50 | <50 | <50 | <100 | 24,200 | <500 | <50 | <50 | <50 | <50 | NA | NA |
| R-067A | | 1/26/2015 | **23** | <2.0 | <2.0 | <10 | 16,000 | 160 | **13** | <2.0 | <2.0 | 1.1 | NA | NA |
| R-067A | | 4/22/2015 | **5.1** | <2.0 | <2.0 | <10 | 24,000 | 89 | **9.7** | <2.0 | <2.0 | 1.1 | NA | NA |
| R-067A | | 1/26/2016 | **51** | <2.0 | <2.0 | <10 | 32,000 | 640 | **8.2** | <2.0 | <2.0 | 0.97 | NA | NA |
| R-067A | | 4/21/2016 | **6.0** | <2.0 | <2.0 | <10 | 38,000 | 440 | **8.2** | <2.0 | <2.0 | <5.0 | NA | NA |
| R-067A | Duplicate | 4/21/2016 | **7.1** | <2.0 | <2.0 | <10 | 37,000 | 490 | **8.0** | <2.0 | <2.0 | <5.0 | NA | NA |
| R-067A | | 7/27/2016 | <400 | <400 | <400 | <2,000 | 27,000 | 2,800 | <400 | <400 | <400 | <1,000 | NA | NA |
| R-067A | | 10/19/2016 | 0.81 | <0.50 | <0.50 | <1.5 | 35,000 | 1900 | **8.0** | <0.50 | <0.50 | <0.50 | NA | NA |
| R-067A | | 1/30/2017 | <2.5 | <2.5 | <2.5 | <7.5 | 31,000 | 2,300 | **5.6** | <2.5 | <2.5 | <2.5 | NA | NA |
| R-067A | | 5/24/2017 | 0.40 | <0.50 | <0.50 | <1.5 | 33,000 | 2,800 | **6.8** | <0.50 | <0.50 | 0.67 | NA | NA |
| R-067A | Duplicate | 5/24/2017 | <0.50 | <0.50 | <0.50 | <1.5 | 13,000 | 1,000 | 1.4 | <0.50 | <0.50 | <0.50 | NA | NA |
| R-067A | | 7/27/2017 | <0.12* | <0.28* | <0.32* | <0.86* | 30* | 17* | <0.18* | <0.24* | <0.21* | <0.15* | NA | NA |
| R-067A | | 11/28/2017 | <5.0 | <5.0 | <5.0 | <15 | 34,000 | 5,900 | **5.7** | <5.0 | <5.0 | <5.0 | NA | NA |
| R-067A | | 1/31/2018 | <5.0 | <5.0 | <5.0 | <15 | 40,000 | 4,600 | 4.0 | <5.0 | <5.0 | <5.0 | NA | NA |
| R-067A | | 5/25/2018 | 0.42 | <0.50 | <0.50 | <1.5 | 56,000 | 5,100 | 4.2 | <0.50 | <0.50 | 0.39 | NA | NA |
| R-067A | | 7/25/2018 | 0.46 | <0.50 | <0.50 | <1.5 | 52,000 | 580 | 3.5 | <0.50 | <0.50 | 0.41 | NA | NA |
| R-067A | | 10/30/2018 | 0.18 | <0.50 | <0.50 | <1.5 | 24,000 | 3,500 | 1.3 | <0.50 | <0.50 | 0.20 | NA | NA |
| R-067A | | 8/7/2019 | <1.00 | <1.00 | <1.00 | <3.00 | 47,700 | 18,900 | 1.89 | 1.04 | <1.00 | <5.00 | NA | NA |
| R-067A | Duplicate | 8/7/2019 | <1.00 | <1.00 | <1.00 | <3.00 | 48,700 | 19,300 | 2.03 | 1.24 | <1.00 | <5.00 | NA | NA |
| R-067A | | 10/29/2019 | <10.0 | <10.0 | <10.0 | <30.0 | 38,400 | 19,100 | <10.0 | <10.0 | <10.0 | <50.0 | NA | NA |
| R-067A | | 1/28/2020 | <1,000 | <1,000 | <1,000 | <3,000 | 49,200 | <5,000 | <1,000 | <1,000 | <1,000 | <5,000 | NA | NA |
| R-067A | | 4/14/2020 | <1,000 | <1,000 | <1,000 | <3,000 | 36,600 | 16,900 | <1,000 | <1,000 | <1,000 | <5,000 | NA | NA |
| R-067A | | 7/28/2020 | <100 | <100 | <100 | <300 | 8,920 | 13,800 | <100 | <100 | <100 | <500 | NA | NA |
| R-067A | | 11/10/2020 | <100 | <100 | <100 | <300 | 8,330 | 13,200 | <100 | <100 | <100 | <500 | NA | NA |
| R-067A | | 2/1/2021 | <100 | <100 | <100 | <300 | 2,160 | 21,500 | <100 | <100 | <100 | <500 | NA | NA |

| Well ID | Quality Control Sample | Sample Date | Benzene (µg/L) | Toluene (µg/L) | Ethylbenzene (µg/L) | Xylenes, Total (µg/L) | MTBE (µg/L) | TBA (µg/L) | PCE (µg/L) | TCE (µg/L) | C12DCE (µg/L) | $CCl_2F_2$ (µg/L) | TPH (µg/L) | PAH (µg/L) |
|---|---|---|---|---|---|---|---|---|---|---|---|---|---|---|
| Arizona AWQS (µg/L) | | | 5 | 1,000 | 700 | 10,000 | N/A | N/A | 5 | 5 | 70 | N/A | N/A | N/A |
| R-067A | | 4/20/2021 | <100 | <100 | <100 | <300 | 880 | 36,400 | <100 | <100 | <100 | <500 | NA | NA |
| R-067A | | 7/23/2021 | <100 | <100 | <100 | <300 | 1,420 | 18,800 | <100 | <100 | <100 | <500 | NA | NA |
| R-067A | | 10/27/2021 | <100 | <100 | <100 | <300 | 594 | 25,600 | <100 | <100 | <100 | <500 | NA | NA |
| R-067A | Duplicate | 10/27/2021 | <100 | <100 | <100 | <300 | 537 | 22,700 | <100 | <100 | <100 | <500 | NA | NA |
| R-067A | | 1/14/2022 | <100 | <100 | <100 | <300 | 1,910 | 17,300 | <100 | <100 | <100 | <500 | NA | NA |
| R-067A | Duplicate | 1/14/2022 | <100 | <100 | <100 | <300 | 2,120 | 17,000 | <100 | <100 | <100 | <500 | NA | NA |
| R-067A | | 4/20/2022 | <100 | <100 | <100 | <300 | 1,230 | 15,800 | <100 | <100 | <100 | <500 | NA | NA |
| R-067A | | 7/27/2022 | <100 | <100 | <100 | <300 | 2,100 | 11,500 | <100 | <100 | <100 | <500 | NA | NA |
| R-067A | | 12/1/2022 | <100 | <100 | <100 | <300 | 663 | 24,200 | <100 | <100 | <100 | <500 | NA | NA |
| R-067A | | 2/1/2023 | <100 | <100 | <100 | <300 | 545 | 7,670 | <100 | <100 | <100 | <500 | NA | NA |
| R-067A | | 4/19/2023 | <1.00 | <1.00 | <1.00 | <3.00 | 372 | 6,730 | <1.00 | 1.25 | 1.76 | <5.00 | NA | NA |
| R-067A | | 8/11/2023 | <50.0 | <50.0 | <50.0 | <150 | 672 | 8,310 | <50.0 | <50.0 | <50.0 | <250 | NA | NA |
| R-067A | | 10/26/2023 | <50.0 | <50.0 | <50.0 | <150 | 548 | 11,300 | <50.0 | <50.0 | <50.0 | <250 | NA | NA |
| R-067A | | 3/13/2024 | <1.00 | <1.00 | <1.00 | <3.00 | 82.9 | 13,700 | <1.00 | <1.00 | <1.00 | <5.00 | NA | NA |
| R-067A | Duplicate | 3/13/2024 | <1.00 | <1.00 | <1.00 | <3.00 | 85.5 | 14,600 | <1.00 | <1.00 | <1.00 | <5.00 | NA | NA |
| R-067A | | 5/22/2024 | <25.0 | <25.0 | <25.0 | <75.0 | 124 | 11,300 | <25.0 | <25.0 | <25.0 | <125 | NA | NA |
| R-079A | | 4/4/2017 | <1.0 | <1.0 | <1.0 | <3.0 | <1.0 | <5.0 | **7.40** | 2.49 | 8.34 | <5.0 | NA | NA |
| R-079A | | 7/13/2017 | <1.0 | <1.0 | <1.0 | <3.0 | <1.0 | <5.0 | **7.46** | 2.66 | 9.11 | <5.0 | NA | NA |
| R-079A | | 10/31/2017 | <1.0 | <1.0 | <1.0 | <3.0 | <1.0 | <5.0 | **5.10** | 1.95 | 6.83 | <5.0 | NA | NA |
| R-079A | | 1/30/2018 | <1.0 | <1.0 | <1.0 | <3.0 | <1.0 | <5.0 | **8.36** | 2.46 | 6.49 | <5.0 | NA | NA |
| R-079A | | 4/10/2018 | <1.00 | <1.00 | <1.00 | <3.00 | <1.00 | <5.00 | **8.31** | 2.72 | 8.30 | <5.00 | NA | NA |
| R-079A | | 7/31/2018 | <1.00 | <1.00 | <1.00 | <3.00 | <1.00 | <5.00 | **6.20** | 2.29 | 7.11 | <5.00 | NA | NA |
| R-079A | | 10/25/2018 | <1.00 | <1.00 | <1.00 | <3.00 | <1.00 | <5.00 | **8.51** | 2.59 | 7.69 | <5.00 | NA | NA |
| *R-079A* | | *4/25/2019* | *<2.0* | *<2.0* | *<2.0* | *<10* | *<1.0* | *<50* | ***6.6*** | *1.4* | *2.5* | *<5.0* | *NA* | *NA* |
| R-079A | | 8/6/2019 | <1.00 | <1.00 | <1.00 | <3.00 | <1.00 | <5.00 | **5.63** | 1.37 | 4.11 | <5.00 | NA | NA |
| R-079A | | 10/28/2019 | <1.00 | <1.00 | <1.00 | <3.00 | <1.00 | <5.00 | 6.48 | 1.94 | 4.28 | <5.00 | NA | NA |
| R-079A | | 1/27/2020 | <1.00 | <1.00 | <1.00 | <3.00 | <1.00 | <5.00 | 3.74 | 1.36 | 3.87 | <5.00 | NA | NA |
| R-079A | | 4/13/2020 | <1.00 | <1.00 | <1.00 | <3.00 | <1.00 | <5.00 | 4.32 | 1.17 | 2.63 | <5.00 | NA | NA |
| R-079A | | 7/27/2020 | <1.00 | <1.00 | <1.00 | <3.00 | <1.00 | <5.00 | 3.45 | <1.00 | 2.80 | <5.00 | NA | NA |
| R-079A | | 11/6/2020 | <1.00 | <1.00 | <1.00 | <3.00 | <1.00 | <5.00 | 4.79 | 1.62 | 4.20 | <5.00 | NA | NA |
| R-079A | | 2/2/2021 | <1.00 | <1.00 | <1.00 | <3.00 | <1.00 | <5.00 | 1.34 | <1.00 | 3.43 | <5.00 | NA | NA |
| R-079A | | 4/19/2021 | <1.00 | <1.00 | <1.00 | <3.00 | <1.00 | <5.00 | <1.00 | <1.00 | 2.68 | <5.00 | NA | NA |
| R-079A | | 7/15/2021 | <1.00 | <1.00 | <1.00 | <3.00 | <1.00 | <5.00 | <1.00 | <1.00 | 2.90 | <5.00 | NA | NA |

| Well ID | Quality Control Sample | Sample Date | Benzene (µg/L) | Toluene (µg/L) | Ethylbenzene (µg/L) | Xylenes, Total (µg/L) | MTBE (µg/L) | TBA (µg/L) | PCE (µg/L) | TCE (µg/L) | C12DCE (µg/L) | $CCl_2F_2$ (µg/L) | TPH (µg/L) | PAH (µg/L) |
|---|---|---|---|---|---|---|---|---|---|---|---|---|---|---|
| Arizona AWQS (µg/L) | | | 5 | 1,000 | 700 | 10,000 | N/A | N/A | 5 | 5 | 70 | N/A | N/A | N/A |
| R-079A | | 10/26/2021 | <1.00 | <1.00 | <1.00 | <3.00 | <1.00 | <5.00 | 1.54 | <1.00 | 1.31 | <5.00 | NA | NA |
| R-079A | | 1/7/2022 | <1.00 | <1.00 | <1.00 | <3.00 | <1.00 | <5.00 | 2.53 | <1.00 | 2.34 | <5.00 | NA | NA |
| R-079A | | 4/19/2022 | <1.00 | <1.00 | <1.00 | <3.00 | <1.00 | <5.00 | 2.99 | <1.00 | 1.64 | <5.00 | NA | NA |
| R-079A | | 7/26/2022 | <1.00 | <1.00 | <1.00 | <3.00 | <1.00 | <5.00 | <1.00 | <1.00 | <1.00 | <5.00 | NA | NA |
| R-079A | | 11/29/2022 | <1.00 | <1.00 | <1.00 | <3.00 | <1.00 | <5.00 | 1.79 | <1.00 | <1.00 | <5.00 | NA | NA |
| R-079A | | 1/31/2023 | <1.00 | <1.00 | <1.00 | <3.00 | <1.00 | <5.00 | <1.00 | <1.00 | <1.00 | <5.00 | NA | NA |
| R-079A | | 4/18/2023 | <1.00 | <1.00 | <1.00 | <3.00 | <1.00 | <5.00 | 1.14 | <1.00 | <1.00 | <5.00 | NA | NA |
| R-079A | | 8/10/2023 | <1.00 | <1.00 | <1.00 | <3.00 | <1.00 | <5.00 | 2.35 | <1.00 | 1.21 | <5.00 | NA | NA |
| R-079A | | 10/25/2023 | <1.00 | <1.00 | <1.00 | <3.00 | <1.00 | <5.00 | 1.47 | <1.00 | 1.79 | <5.00 | NA | NA |
| R-079A | | 3/6/2024 | <1.00 | <1.00 | <1.00 | <3.00 | <1.00 | <5.00 | 1.90 | <1.00 | 1.02 | <5.00 | NA | NA |
| R-079A | | 5/21/2024 | <1.00 | <1.00 | <1.00 | <3.00 | <1.00 | <5.00 | 2.18 | <1.00 | 1.02 | <5.00 | NA | NA |
| R-082A | | 4/5/2017 | <1.0 | <1.0 | <1.0 | <3.0 | <1.0 | 28.3 | <1.0 | **25.7** | 22.0 | <5.0 | NA | NA |
| R-082A | | 7/13/2017 | <1.0 | <1.0 | <1.0 | <3.0 | <1.0 | <5.0 | <1.0 | **10.0** | 6.81 | <5.0 | NA | NA |
| R-082A | | 10/31/2017 | <1.0 | <1.0 | <1.0 | <3.0 | <1.0 | <5.0 | <1.0 | **22.8** | 17.5 | <5.0 | NA | NA |
| R-082A | | 1/30/2018 | <1.0 | <1.0 | <1.0 | <3.0 | <1.0 | <5.0 | <1.0 | **23.3** | 19.0 | <5.0 | NA | NA |
| R-082A | | 4/10/2018 | <1.00 | <1.00 | <1.00 | <3.00 | <1.00 | <5.00 | <1.00 | **17.1** | 16.9 | <5.00 | NA | NA |
| R-082A | | 7/31/2018 | <1.00 | <1.00 | <1.00 | <3.00 | <1.00 | <5.00 | <1.00 | **10.6** | 10.8 | <5.00 | NA | NA |
| R-082A | | 10/23/2018 | <1.00 | <1.00 | <1.00 | <3.00 | <1.00 | <5.00 | <1.00 | **17.5** | 17.8 | <5.00 | NA | NA |
| *R-082A* | | *4/25/2019* | *<2.0* | *<2.0* | *<2.0* | *<10* | *<1.0* | *<50* | *<2.0* | *3.5* | *3.4* | *<5.0* | *NA* | *NA* |
| R-082A | | 8/6/2019 | <1.00 | <1.00 | <1.00 | <3.00 | <1.00 | <5.00 | <1.00 | **41.9** | 35.5 | <5.00 | NA | NA |
| R-082A | | 10/28/2019 | <1.00 | <1.00 | <1.00 | <3.00 | <1.00 | <5.00 | <1.00 | 48.1 | 38.4 | <5.00 | NA | NA |
| R-082A | | 1/27/2020 | <1.00 | <1.00 | <1.00 | <3.00 | <1.00 | <5.00 | <1.00 | **27.9** | 32.3 | <5.00 | NA | NA |
| R-082A | | 4/13/2020 | <1.00 | <1.00 | <1.00 | <3.00 | <1.00 | <5.00 | <1.00 | **25.7** | 27.5 | <5.00 | NA | NA |
| R-082A | | 7/28/2020 | <1.00 | <1.00 | <1.00 | <3.00 | <1.00 | <5.00 | <1.00 | **45.7** | 40.2 | <5.00 | NA | NA |
| R-082A | | 11/6/2020 | <1.00 | <1.00 | <1.00 | <3.00 | <1.00 | <5.00 | **5.06** | **47.4** | 53.0 | <5.00 | NA | NA |
| R-082A | | 2/2/2021 | <1.00 | <1.00 | <1.00 | <3.00 | <1.00 | <5.00 | <1.00 | **67.2** | 55.4 | <5.00 | NA | NA |
| R-082A | | 4/19/2021 | <1.00 | <1.00 | <1.00 | <3.00 | <1.00 | <5.00 | <1.00 | **41.6** | 38.8 | <5.00 | NA | NA |
| R-082A | | 7/15/2021 | <1.00 | <1.00 | <1.00 | <3.00 | <1.00 | <5.00 | <1.00 | **58.3** | 48.8 | <5.00 | NA | NA |
| R-082A | | 10/27/2021 | <1.00 | <1.00 | <1.00 | <3.00 | <1.00 | <5.00 | <1.00 | **44.9** | 37.1 | <5.00 | NA | NA |
| R-082A | | 1/13/2022 | <1.00 | <1.00 | <1.00 | <3.00 | <1.00 | <5.00 | <1.00 | **33.7** | 31.8 | <5.00 | NA | NA |
| R-082A | | 4/19/2022 | <1.00 | <1.00 | <1.00 | <3.00 | <1.00 | <5.00 | <1.00 | **31.8** | 32.6 | <5.00 | NA | NA |
| R-082A | | 7/26/2022 | <1.00 | <1.00 | <1.00 | <3.00 | <1.00 | <5.00 | <1.00 | **38.3** | 36.5 | <5.00 | NA | NA |
| R-082A | | 11/29/2022 | <1.00 | <1.00 | <1.00 | <3.00 | <1.00 | <5.00 | 1.03 | **28.1** | 23.1 | <5.00 | NA | NA |

| Well ID | Quality Control Sample | Sample Date | Benzene (µg/L) | Toluene (µg/L) | Ethylbenzene (µg/L) | Xylenes, Total (µg/L) | MTBE (µg/L) | TBA (µg/L) | PCE (µg/L) | TCE (µg/L) | C12DCE (µg/L) | $CCl_2F_2$ (µg/L) | TPH (µg/L) | PAH (µg/L) |
|---|---|---|---|---|---|---|---|---|---|---|---|---|---|---|
| Arizona AWQS (µg/L) | | | 5 | 1,000 | 700 | 10,000 | N/A | N/A | 5 | 5 | 70 | N/A | N/A | N/A |
| R-082A | | 1/31/2023 | <1.00 | <1.00 | <1.00 | <3.00 | <1.00 | <5.00 | <1.00 | **19.7** | 18.0 | <5.00 | NA | NA |
| R-082A | | 4/18/2023 | <1.00 | <1.00 | <1.00 | <3.00 | <1.00 | <5.00 | 1.31 | **12.7** | 11.1 | <5.00 | NA | NA |
| R-082A | | 8/10/2023 | <1.00 | <1.00 | <1.00 | <3.00 | <1.00 | <5.00 | <1.00 | **17.5** | 16.5 | <5.00 | NA | NA |
| R-082A | | 10/25/2023 | <1.00 | <1.00 | <1.00 | <3.00 | <1.00 | <5.00 | <1.00 | **11.8** | 13.3 | <5.00 | NA | NA |
| R-082A | | 3/7/2024 | <1.00 | <1.00 | <1.00 | <3.00 | <1.00 | <5.00 | <1.00 | **11.1** | 10.4 | <5.00 | NA | NA |
| R-082A | | 5/21/2024 | <1.00 | <1.00 | <1.00 | <3.00 | <1.00 | <5.00 | 1.68 | **5.93** | 6.40 | <5.00 | NA | NA |
| *R-121A* | | *5/7/2009* | *<0.5* | *<0.5* | *<0.5* | *<0.5* | *<0.5* | *NA* | *<0.5* | ***6.0*** | *2.2* | *2.7* | *NA* | *NA* |
| *R-121A* | | *5/5/2010* | *<0.5* | *<0.5* | *<0.5* | *<0.5* | *<0.5* | *NA* | *<0.5* | *3.4* | *1.3* | *1.5* | *NA* | *NA* |
| *R-121A* | | *5/4/2011* | *<0.5* | *<0.5* | *<0.5* | *<0.5* | *<0.5* | *NA* | *0.8* | *3.9* | *0.8* | *1.0* | *NA* | *NA* |
| *R-121A* | *Duplicate* | *5/4/2011* | *<0.5* | *<0.5* | *<0.5* | *<0.5* | *<0.5* | *NA* | *0.7* | *4.0* | *0.7* | *0.9* | *NA* | *NA* |
| *R-121A* | | *4/12/2012* | *<0.5* | *<0.5* | *<0.5* | *<0.5* | *<0.5* | *NA* | *0.9* | *2.6* | *<0.5* | *0.6* | *NA* | *NA* |
| *R-122A* | | *5/4/2009* | *<0.5* | *<0.5* | *<0.5* | *<0.5* | *<0.5* | *NA* | *2.0* | *1.4* | *2.7* | *5.5* | *NA* | *NA* |
| *R-122A* | | *4/29/2010* | *<0.5* | *<0.5* | *<0.5* | *<0.5* | *<0.5* | *<1.0* | *2.4* | *1.3* | *1.6* | *2.9* | *NA* | *NA* |
| *R-122A* | | *7/6/2010* | *<0.5* | *<0.5* | *<0.5* | *<0.5* | *<0.5* | *NA* | *2.0* | *1.1* | *1.2* | *2.4* | *NA* | *NA* |
| *R-122A* | | *10/14/2010* | *<0.5* | *<0.5* | *<0.5* | *<0.5* | *<0.5* | *<0.5* | *1.9* | *1.2* | *1.1* | *1.4* | *NA* | *NA* |
| *R-122A* | | *1/4/2011* | *<0.5* | *<0.5* | *<0.5* | *<0.5* | *<0.5* | *0.5* | *1.6* | *0.6* | *1.0* | *1.5* | *NA* | *NA* |
| *R-122A* | | *4/25/2011* | *<0.5* | *<0.5* | *<0.5* | *<0.5* | *<0.5* | *NA* | *1.6* | *0.6* | *1.0* | *2.0* | *NA* | *NA* |
| *R-122A* | | *7/6/2011* | *<0.5* | *<0.5* | *<0.5* | *<0.5* | *<0.5* | *NA* | *1.3* | *0.8* | *0.6* | *1.2* | *NA* | *NA* |
| *R-122A* | *Duplicate* | *7/6/2011* | *<0.5* | *<0.5* | *<0.5* | *<0.5* | *<0.5* | *NA* | *1.5* | *0.9* | *0.8* | *1.8* | *NA* | *NA* |
| *R-122A* | | *10/25/2011* | *<0.5* | *<0.5* | *<0.5* | *<0.5* | *<0.5* | *NA* | *1.5* | *0.9* | *<0.5* | *1.1* | *NA* | *NA* |
| *R-122A* | | *1/3/2012* | *<0.5* | *<2.0* | *<2.0* | *<1.0* | *<5.0* | *<10* | *1.51* | *0.76* | *0.51* | *<2.0* | *NA* | *NA* |
| *R-122A* | *Duplicate* | *1/3/2012* | *<0.5* | *<2.0* | *<2.0* | *<1.0* | *<5.0* | *<10* | *1.3* | *0.63* | *0.53* | *<2.0* | *NA* | *NA* |
| *R-122A* | | *4/17/2012* | *<0.5* | *<2.0* | *<2.0* | *<1.0* | *<5.0* | *<5.0* | *0.98* | *<0.5* | *0.71* | *<2.0* | *NA* | *NA* |
| *R-122A* | *Duplicate* | *4/17/2012* | *<0.5* | *<2.0* | *<2.0* | *<1.0* | *<5.0* | *<5.0* | *1.24* | *<0.5* | *0.56* | *<2.0* | *NA* | *NA* |
| *R-122A* | | *7/2/2012* | *<1.0* | *<1.0* | *<1.0* | *<2.0* | *<1.0* | *<50* | *1.1* | *<1.0* | *<1.0* | *<1.0* | *NA* | *NA* |
| *R-122A* | *Duplicate* | *7/2/2012* | *<1.0* | *<1.0* | *<1.0* | *<2.0* | *<1.0* | *<50* | *<1.0* | *<1.0* | *<1.0* | *<1.0* | *NA* | *NA* |
| *R-122A* | | *10/24/2012* | *<1.0* | *<1.0* | *<1.0* | *<3.0* | *<0.22* | *<7.0* | *<1.0* | *<1.0* | *<1.0* | *<1.0* | *NA* | *NA* |
| *R-122A* | | *1/31/2013* | *<1.0* | *<1.0* | *<1.0* | *<3.0* | *<1.0* | *<50* | *<1.0* | *<1.0* | *<1.0* | *<1.0* | *NA* | *NA* |
| *R-122A* | *Duplicate* | *1/31/2013* | *<1.0* | *<1.0* | *<1.0* | *<3.0* | *<1.0* | *<50* | *<1.0* | *<1.0* | *<1.0* | *<1.0* | *NA* | *NA* |
| *R-122A* | | *4/22/2013* | *<2.0* | *<2.0* | *<2.0* | *<10* | *<1.0* | *<50* | *<2.0* | *<2.0* | *<2.0* | *<5.0* | *NA* | *NA* |
| *R-122A* | | *7/1/2013* | *<2.0* | *<2.0* | *<2.0* | *<10* | *<1.0* | *<50* | *0.65* | *<2.0* | *0.45* | *0.65* | *NA* | *NA* |
| *R-122A* | *Duplicate* | *7/1/2013* | *<2.0* | *<2.0* | *<2.0* | *<10* | *<1.0* | *<50* | *0.64* | *0.24* | *0.43* | *0.57* | *NA* | *NA* |
| *R-122A* | | *10/17/2013* | *<1.0* | *<1.0* | *<1.0* | *<2.0* | *<1.0* | *<10* | *<1.0* | *<1.0* | *<1.0* | *<1.0* | *NA* | *NA* |

| Well ID | Quality Control Sample | Sample Date | Benzene (µg/L) | Toluene (µg/L) | Ethylbenzene (µg/L) | Xylenes, Total (µg/L) | MTBE (µg/L) | TBA (µg/L) | PCE (µg/L) | TCE (µg/L) | C12DCE (µg/L) | $CCl_2F_2$ (µg/L) | TPH (µg/L) | PAH (µg/L) |
|---|---|---|---|---|---|---|---|---|---|---|---|---|---|---|
| Arizona AWQS (µg/L) | | | 5 | 1,000 | 700 | 10,000 | N/A | N/A | 5 | 5 | 70 | N/A | N/A | N/A |
| *R-122A* | | *1/27/2014* | *<2.0* | *<2.0* | *<2.0* | *<10* | *<1.0* | *<50* | *0.95* | *0.29* | *<2.0* | *0.24* | *NA* | *NA* |
| *R-122A* | *Duplicate* | *1/27/2014* | *<2.0* | *<2.0* | *<2.0* | *<10* | *<1.0* | *<50* | *0.9* | *0.26* | *<2.0* | *0.32* | *NA* | *NA* |
| *R-122A* | | *4/22/2014* | *<2.0* | *<2.0* | *<2.0* | *<10* | *<1.0* | *<50* | *0.96* | *<2.0* | *<2.0* | *<5.0* | *NA* | *NA* |
| *R-122A* | *Duplicate* | *4/22/2014* | *<2.0* | *<2.0* | *<2.0* | *<10* | *<1.0* | *<50* | *1.4* | *<2.0* | *<2.0* | *<5.0* | *NA* | *NA* |
| *R-122A* | | *7/29/2014* | *<2.0* | *<2.0* | *<2.0* | *<10* | *<1.0* | *<50* | *1.4* | *0.72* | *<2.0* | *<5.0* | *NA* | *NA* |
| *R-122A* | *Duplicate* | *7/29/2014* | *<2.0* | *<2.0* | *<2.0* | *<10* | *<1.0* | *<50* | *1.5* | *0.83* | *<2.0* | *0.34* | *NA* | *NA* |
| *R-122A* | | *10/21/2014* | *<1.0* | *<1.0* | *<1.0* | *<2.0* | *<1.0* | *<10* | *1.9* | *<1.0* | *<1.0* | *<1.0* | *NA* | *NA* |
| *R-122A* | *Duplicate* | *10/21/2014* | *<1.0* | *<1.0* | *<1.0* | *<2.0* | *<1.0* | *<10* | *2.0* | *<1.0* | *<1.0* | *<1.0* | *NA* | *NA* |
| *R-122A* | | *1/26/2015* | *<2.0* | *<2.0* | *<2.0* | *<10* | *<1.0* | *15* | *2.2* | *0.32* | *<2.0* | *0.69* | *NA* | *NA* |
| *R-122A* | | *4/22/2015* | *<2.0* | *<2.0* | *<2.0* | *<10* | *<1.0* | *<50* | *1.4* | *<2.0* | *0.27* | *0.76* | *NA* | *NA* |
| *R-122A* | | *1/25/2016* | *<2.0* | *<2.0* | *<2.0* | *<10* | *12* | *<50* | *1.1* | *<2.0* | *0.22* | *0.62* | *NA* | *NA* |
| *R-122A* | *Duplicate* | *1/25/2016* | *<2.0* | *<2.0* | *<2.0* | *<10* | *0.64* | *<50* | *1.1* | *<2.0* | *0.21* | *0.59* | *NA* | *NA* |
| *R-122A* | | *4/20/2016* | *<2.0* | *<2.0* | *<2.0* | *<10* | *<1.0* | *<50* | *<2.0* | *<2.0* | *<2.0* | *<5.0* | *NA* | *NA* |
| *R-122A* | | *7/26/2016* | *<2.0* | *<2.0* | *<2.0* | *<10* | *<1.0* | *<50* | *<2.0* | *<2.0* | *<2.0* | *<5.0* | *NA* | *NA* |
| *R-122A* | *Duplicate* | *7/26/2016* | *<2.0* | *<2.0* | *<2.0* | *<10* | *<1.0* | *<50* | *<2.0* | *<2.0* | *<2.0* | *<5.0* | *NA* | *NA* |
| *R-122A* | | *10/18/2016* | *<0.50* | *<0.50* | *<0.50* | *<1.5* | *<0.50* | *<50* | *0.89* | *<0.50* | *<0.50* | *<0.50* | *NA* | *NA* |
| *R-122A* | | *1/30/2017* | *<0.50* | *<0.50* | *<0.50* | *<1.5* | *<0.50* | *<50* | *0.89* | *<0.50* | *0.62* | *2.3* | *NA* | *NA* |
| *R-122A* | | *5/23/2017* | *<0.50* | *<0.50* | *<0.50* | *<1.5* | *<0.50* | *<50* | *0.85* | *<0.50* | *0.58* | *1.5* | *NA* | *NA* |
| *R-122A* | | *7/26/2017* | *<0.12** | *<0.28** | *<0.32** | *<0.86** | *<0.22** | *<7.0** | *3.3** | *<0.24** | *<0.21** | *<0.15** | *NA* | *NA* |
| *R-122A* | | *11/29/2017* | *<0.50* | *<0.50* | *<0.50* | *<1.5* | *<0.50* | *<50* | *0.95* | *<0.50* | *0.44* | *<0.50* | *NA* | *NA* |
| *R-122A* | | *1/30/2018* | *<0.50* | *<0.50* | *<0.50* | *<1.5* | *<0.50* | *<50* | *0.78* | *<0.50* | *0.43* | *1.3* | *NA* | *NA* |
| *R-122A* | | *5/24/2018* | *<0.50* | *<0.50* | *<0.50* | *<1.5* | *<0.50* | *<50* | *0.80* | *<0.50* | *0.42* | *2.6* | *NA* | *NA* |
| *R-122A* | *Duplicate* | *5/24/2018* | *<0.50* | *<0.50* | *<0.50* | *<1.5* | *<0.50* | *<50* | *0.84* | *<0.50* | *0.45* | *2.3* | *NA* | *NA* |
| *R-122A* | | *7/25/2018* | *<0.50* | *<0.50* | *<0.50* | *<1.5* | *3.5* | *<50* | *0.79* | *<0.50* | *0.41* | *1.6* | *NA* | *NA* |
| *R-122A* | | *10/30/2018* | *<0.50* | *<0.50* | *<0.50* | *<1.5* | *<0.50* | *<50* | *0.81* | *<0.50* | *0.66* | *1.7* | *NA* | *NA* |
| *R-122A* | | *4/25/2019* | *<2.0* | *<2.0* | *<2.0* | *<10* | *<1.0* | *<50* | *0.66* | *<2.0* | *0.34* | *2.0* | *NA* | *NA* |
| R-122A | | 8/7/2019 | <1.00 | <1.00 | <1.00 | <3.00 | <1.00 | <5.00 | <1.00 | <1.00 | <1.00 | <5.00 | NA | NA |
| R-122A | | 10/29/2019 | <1.00 | <1.00 | <1.00 | <3.00 | 1.13 | <5.00 | <1.00 | <1.00 | <1.00 | <5.00 | NA | NA |
| R-122A | | 1/28/2020 | <1.00 | <1.00 | <1.00 | <3.00 | 1.12 | <5.00 | <1.00 | <1.00 | <1.00 | <5.00 | NA | NA |
| R-122A | | 4/13/2020 | <1.00 | <1.00 | <1.00 | <3.00 | <1.00 | <5.00 | <1.00 | <1.00 | <1.00 | <5.00 | NA | NA |
| R-122A | | 7/28/2020 | <1.00 | <1.00 | <1.00 | <3.00 | <1.00 | <5.00 | <1.00 | <1.00 | <1.00 | <5.00 | NA | NA |
| R-122A | | 11/10/2020 | <1.00 | <1.00 | <1.00 | <3.00 | <1.00 | <5.00 | <1.00 | <1.00 | <1.00 | <5.00 | NA | NA |
| R-122A | | 2/1/2021 | <1.00 | <1.00 | <1.00 | <3.00 | <1.00 | <5.00 | <1.00 | <1.00 | <1.00 | <5.00 | NA | NA |

| Well ID | Quality Control Sample | Sample Date | Benzene (µg/L) | Toluene (µg/L) | Ethylbenzene (µg/L) | Xylenes, Total (µg/L) | MTBE (µg/L) | TBA (µg/L) | PCE (µg/L) | TCE (µg/L) | C12DCE (µg/L) | $CCl_2F_2$ (µg/L) | TPH (µg/L) | PAH (µg/L) |
|---|---|---|---|---|---|---|---|---|---|---|---|---|---|---|
| Arizona AWQS (µg/L) | | | 5 | 1,000 | 700 | 10,000 | N/A | N/A | 5 | 5 | 70 | N/A | N/A | N/A |
| R-122A | | 4/20/2021 | <1.00 | <1.00 | <1.00 | <3.00 | <1.00 | <5.00 | <1.00 | <1.00 | <1.00 | <5.00 | NA | NA |
| R-122A | | 7/15/2021 | <1.00 | <1.00 | <1.00 | <3.00 | <1.00 | <5.00 | <1.00 | <1.00 | <1.00 | <5.00 | NA | NA |
| R-122A | | 10/25/2021 | <1.00 | <1.00 | <1.00 | <3.00 | <1.00 | <5.00 | <1.00 | <1.00 | <1.00 | <5.00 | NA | NA |
| R-122A | | 1/7/2022 | <1.00 | <1.00 | <1.00 | <3.00 | <1.00 | <5.00 | <1.00 | <1.00 | <1.00 | <5.00 | NA | NA |
| R-122A | | 4/18/2022 | <1.00 | <1.00 | <1.00 | <3.00 | <1.00 | <5.00 | <1.00 | <1.00 | <1.00 | <5.00 | NA | NA |
| R-122A | | 7/25/2022 | <1.00 | <1.00 | <1.00 | <3.00 | <1.00 | <5.00 | <1.00 | <1.00 | <1.00 | <5.00 | NA | NA |
| R-122A | | 11/29/2022 | <1.00 | <1.00 | <1.00 | <3.00 | <1.00 | <5.00 | <1.00 | <1.00 | <1.00 | <5.00 | NA | NA |
| R-122A | | 1/30/2023 | <1.00 | <1.00 | <1.00 | <3.00 | <1.00 | <5.00 | <1.00 | <1.00 | <1.00 | <5.00 | NA | NA |
| R-122A | Duplicate | 1/30/2023 | <1.00 | <1.00 | <1.00 | <3.00 | <1.00 | <5.00 | <1.00 | <1.00 | <1.00 | <5.00 | NA | NA |
| R-122A | | 4/18/2023 | <1.00 | <1.00 | <1.00 | <3.00 | <1.00 | <5.00 | <1.00 | <1.00 | <1.00 | <5.00 | NA | NA |
| R-122A | | 8/10/2023 | <1.00 | <1.00 | <1.00 | <3.00 | <1.00 | <5.00 | <1.00 | <1.00 | <1.00 | <5.00 | NA | NA |
| R-122A | | 10/25/2023 | <1.00 | <1.00 | <1.00 | <3.00 | <1.00 | <5.00 | <1.00 | <1.00 | <1.00 | <5.00 | NA | NA |
| R-122A | | 3/7/2024 | <1.00 | <1.00 | <1.00 | <3.00 | <1.00 | 5.74 | <1.00 | <1.00 | <1.00 | <5.00 | NA | NA |
| R-122A | | 5/21/2024 | <1.00 | <1.00 | <1.00 | <3.00 | <1.00 | <5.00 | <1.00 | <1.00 | <1.00 | <5.00 | NA | NA |
| *R-123A* | | *4/29/2009* | *<0.5* | *<0.5* | *<0.5* | *<0.5* | *<0.5* | *NA* | *0.5* | ***5.7*** | *7.3* | *0.9* | *NA* | *NA* |
| *R-123A* | | *4/28/2010* | *<0.5* | *<0.5* | *<0.5* | *<0.5* | *<0.5* | *NA* | *<0.5* | *4.2* | *3.2* | *0.6* | *NA* | *NA* |
| *R-123A* | *Duplicate* | *4/28/2010* | *<0.5* | *<0.5* | *<0.5* | *<0.5* | *<0.5* | *NA* | *<0.5* | *4.3* | *3.2* | *0.6* | *NA* | *NA* |
| *R-123A* | | *4/21/2011* | *<0.5* | *<0.5* | *<0.5* | *<0.5* | *<0.5* | *NA* | *0.8* | *4.2* | *1.9* | *0.6* | *NA* | *NA* |
| *R-123A* | | *4/12/2012* | *<0.5* | *<0.5* | *<0.5* | *<0.5* | *<0.5* | *NA* | *<0.5* | *3.2* | *0.8* | *<0.5* | *NA* | *NA* |
| *R-123A* | *Duplicate* | *4/12/2012* | *<0.5* | *<0.5* | *<0.5* | *<0.5* | *<0.5* | *NA* | *0.5* | *3.3* | *0.8* | *<0.5* | *NA* | *NA* |
| *WR-070A* | | *10/28/1997* | *NA* | *NA* | *NA* | *NA* | *NA* | *NA* | ***35.5*** | *1.5* | *NA* | *NA* | *NA* | *NA* |
| *WR-070A* | | *4/27/1998* | *NA* | *NA* | *NA* | *NA* | *NA* | *NA* | ***78.7*** | *3.1* | *NA* | *NA* | *NA* | *NA* |
| *WR-070A* | | *10/27/1998* | *NA* | *NA* | *NA* | *NA* | *NA* | *NA* | ***99*** | *4.2* | *NA* | *NA* | *NA* | *NA* |
| *WR-070A* | | *4/21/1999* | *NA* | *NA* | *NA* | *NA* | *NA* | *NA* | ***64.3*** | *2.0* | *NA* | *NA* | *NA* | *NA* |
| *WR-070A* | | *10/11/1999* | *NA* | *NA* | *NA* | *NA* | *NA* | *NA* | ***136*** | ***5.6*** | *NA* | *NA* | *NA* | *NA* |
| *WR-070A* | | *4/10/2000* | *NA* | *NA* | *NA* | *NA* | *NA* | *NA* | ***81.3*** | *4.6* | *NA* | *NA* | *NA* | *NA* |
| *WR-070A* | | *10/4/2000* | *NA* | *NA* | *NA* | *NA* | *NA* | *NA* | ***83.4*** | ***5.0*** | *NA* | *NA* | *NA* | *NA* |
| *WR-070A* | | *11/6/2001* | *NA* | *NA* | *NA* | *NA* | *NA* | *NA* | ***59.7*** | *4.8* | *NA* | *NA* | *NA* | *NA* |
| *WR-070A* | *Duplicate* | *11/6/2001* | *NA* | *NA* | *NA* | *NA* | *NA* | *NA* | ***60.9*** | *4.8* | *NA* | *NA* | *NA* | *NA* |
| *WR-070A* | | *4/17/2002* | *NA* | *NA* | *NA* | *NA* | *NA* | *NA* | ***23.7*** | *3.2* | *NA* | *NA* | *NA* | *NA* |
| *WR-070A* | | *10/22/2002* | *NA* | *NA* | *NA* | *NA* | *NA* | *NA* | ***78.3*** | ***6.0*** | *NA* | *NA* | *NA* | *NA* |
| *WR-070A* | | *4/29/2003* | *NA* | *NA* | *NA* | *NA* | *NA* | *NA* | ***72.6*** | ***5.5*** | *NA* | *NA* | *NA* | *NA* |
| *WR-070A* | | *10/21/2003* | *<0.5* | *<0.5* | *<0.5* | *<1.5* | *NA* | *NA* | ***26*** | *4.6* | *NA* | *NA* | *<20* | *NA* |

| Well ID | Quality Control Sample | Sample Date | Benzene (µg/L) | Toluene (µg/L) | Ethylbenzene (µg/L) | Xylenes, Total (µg/L) | MTBE (µg/L) | TBA (µg/L) | PCE (µg/L) | TCE (µg/L) | C12DCE (µg/L) | $CCl_2F_2$ (µg/L) | TPH (µg/L) | PAH (µg/L) |
|---|---|---|---|---|---|---|---|---|---|---|---|---|---|---|
| Arizona AWQS (µg/L) | | | 5 | 1,000 | 700 | 10,000 | N/A | N/A | 5 | 5 | 70 | N/A | N/A | N/A |
| WR-070A | | 10/30/2003 | <0.5 | <0.5 | <0.5 | <1.5 | <0.5 | NA | NA | NA | NA | NA | <20 | NA |
| WR-070A | | 11/5/2003 | <0.5 | <0.5 | <0.5 | <1.5 | <0.5 | NA | NA | NA | NA | NA | NA | NA |
| WR-070A | | 11/13/2003 | <0.5 | <0.5 | <0.5 | <0.5 | <0.5 | NA | **34.4** | 3.9 | NA | NA | NA | NA |
| WR-070A | | 11/20/2003 | <0.5 | <0.5 | <0.5 | <0.5 | <0.5 | NA | **31.7** | 3.4 | NA | NA | NA | NA |
| WR-070A | | 11/26/2003 | <0.5 | <0.5 | <0.5 | <0.5 | <0.5 | NA | **51.5** | 4.6 | NA | NA | NA | NA |
| WR-070A | | 12/4/2003 | <0.5 | <0.5 | <0.5 | <0.5 | <0.5 | NA | **50.3** | 4.4 | NA | NA | NA | NA |
| WR-070A | | 12/11/2003 | <0.5 | <0.5 | <0.5 | <0.5 | <0.5 | NA | **55.9** | 4.4 | NA | NA | NA | NA |
| WR-070A | | 12/18/2003 | <0.5 | <0.5 | <0.5 | <0.5 | <0.5 | NA | **48.2** | 4.0 | NA | NA | NA | NA |
| WR-070A | | 12/24/2003 | <0.5 | <0.5 | <0.5 | <0.5 | <0.5 | NA | **49.5** | 4.1 | NA | NA | NA | NA |
| WR-070A | | 1/2/2004 | <0.5 | <0.5 | <0.5 | <0.5 | <0.5 | NA | **52.8** | 3.9 | NA | NA | NA | NA |
| WR-070A | | 1/8/2004 | <0.5 | <0.5 | <0.5 | <0.5 | <0.5 | NA | **51.4** | 4.3 | NA | NA | NA | NA |
| WR-070A | | 1/15/2004 | <0.5 | <0.5 | <0.5 | <0.5 | <0.5 | NA | **64.4** | 4.8 | NA | NA | NA | NA |
| WR-070A | | 1/29/2004 | <0.5 | <0.5 | <0.5 | <0.5 | <0.5 | NA | **46** | 3.3 | NA | NA | NA | NA |
| WR-070A | | 2/13/2004 | <0.5 | <0.5 | <0.5 | <0.5 | <0.5 | NA | **41** | 3.3 | NA | NA | NA | NA |
| WR-070A | | 3/11/2004 | <0.5 | <0.5 | <0.5 | <0.5 | <0.5 | NA | **44** | 3.0 | NA | NA | NA | NA |
| WR-070A | | 3/26/2004 | <0.5 | <0.5 | <0.5 | <0.5 | <0.5 | NA | **36.6** | 2.5 | NA | NA | NA | NA |
| WR-070A | | 5/19/2004 | <0.5 | <0.5 | <0.5 | <0.5 | <0.5 | NA | **37.2** | 2.4 | NA | NA | NA | NA |
| WR-070A | | 6/3/2004 | <0.5 | <0.5 | <0.5 | <0.5 | <0.5 | NA | **37.4** | 2.3 | NA | NA | NA | NA |
| WR-070A | | 7/2/2004 | <0.5 | <0.5 | <0.5 | <0.5 | <0.5 | NA | **36.4** | 2.4 | NA | NA | NA | NA |
| WR-093A | Split sample | 5/18/2017 | <1.0 | <1.0 | <1.0 | <3.0 | <1.0 | <5.0 | **115** | **15.8** | 14.0 | <5.0 | NA | NA |
| WR-093A | Split sample | 5/23/2018 | <1.00 | <1.00 | <1.00 | <3.00 | <1.00 | <5.00 | **150** | **21.6** | 27.6 | 7.82 | NA | NA |
| WR-093A | Split sample | 10/25/2018 | <1.00 | <1.00 | <1.00 | <3.00 | <1.00 | <5.00 | **181** | **26.1** | 27.3 | 13.3 | NA | NA |
| WR-093A | Split sample | 4/30/2020 | <1.00 | <1.00 | <1.00 | <3.00 | <1.00 | <5.00 | **188** | **24.6** | 27.9 | <5.00 | NA | NA |
| WR-093A | | 12/1/2022 | <1.00 | <1.00 | <1.00 | <3.00 | <1.00 | <5.00 | **57.1** | **13.6** | 3.95 | <5.00 | NA | NA |
| WR-093A | | 2/1/2023 | <1.00 | <1.00 | <1.00 | <3.00 | <1.00 | <5.00 | **24.7** | **5.66** | 3.09 | <5.00 | NA | NA |
| WR-093A | | 5/23/2024 | <1.00 | <1.00 | <1.00 | <3.00 | <1.00 | <5.00 | **74.3** | **12.1** | 8.84 | <5.00 | NA | NA |
| WR-242A | | 5/13/2009 | <0.5 | <0.5 | <0.5 | <0.5 | <0.5 | NA | **27** | 2.2 | <0.5 | 3.2 | NA | NA |
| WR-242A | | 10/26/2009 | <0.5 | <0.5 | <0.5 | <0.5 | <0.5 | NA | **23.8** | 1.7 | <0.5 | 2.1 | NA | NA |
| WR-242A | | 5/11/2010 | <0.5 | <0.5 | <0.5 | <0.5 | <0.5 | 1.6 | **16.9** | 1.2 | <0.5 | 1.6 | NA | NA |
| WR-242A | | 7/7/2010 | <0.5 | <0.5 | <0.5 | <0.5 | <0.5 | NA | **15.7** | 1.1 | <0.5 | 1.9 | NA | NA |
| WR-242A | | 10/14/2010 | <0.5 | <0.5 | <0.5 | <0.5 | <0.5 | <0.5 | **16.8** | 1.0 | <0.5 | 1.6 | NA | NA |
| WR-242A | | 1/5/2011 | <0.5 | <0.5 | <0.5 | <0.5 | <0.5 | <0.5 | **18.8** | 1.1 | <0.5 | 2.6 | NA | NA |
| WR-242A | | 4/26/2011 | <0.5 | <0.5 | <0.5 | <0.5 | <0.5 | NA | **19** | 0.8 | <0.5 | 2.1 | NA | NA |

| Well ID | Quality Control Sample | Sample Date | Benzene (µg/L) | Toluene (µg/L) | Ethylbenzene (µg/L) | Xylenes, Total (µg/L) | MTBE (µg/L) | TBA (µg/L) | PCE (µg/L) | TCE (µg/L) | C12DCE (µg/L) | $CCl_2F_2$ (µg/L) | TPH (µg/L) | PAH (µg/L) |
|---|---|---|---|---|---|---|---|---|---|---|---|---|---|---|
| Arizona AWQS (µg/L) | | | 5 | 1,000 | 700 | 10,000 | N/A | N/A | 5 | 5 | 70 | N/A | N/A | N/A |
| WR-242A | | 7/6/2011 | <0.5 | <0.5 | <0.5 | <0.5 | <0.5 | NA | **21.8** | 1.1 | <0.5 | 3.0 | NA | NA |
| WR-242A | | 10/25/2011 | <0.5 | <0.5 | <0.5 | <0.5 | <0.5 | NA | **21.4** | 1.0 | <0.5 | 2.0 | NA | NA |
| WR-242A | | 1/3/2012 | <0.5 | <2.0 | <2.0 | <1.0 | <5.0 | <10 | **19.9** | 1.04 | <0.5 | 2.69 | NA | NA |
| WR-242A | | 4/17/2012 | <0.5 | <2.0 | <2.0 | <1.0 | <5.0 | <5.0 | **19.3** | 0.88 | <0.5 | 2.48 | NA | NA |
| WR-242A | | 7/2/2012 | <1.0 | <1.0 | <1.0 | <2.0 | <1.0 | <50 | **20** | <1.0 | <1.0 | 1.2 | NA | NA |
| WR-242A | | 10/24/2012 | <1.0 | <1.0 | <1.0 | <3.0 | <0.22 | <7.0 | **21** | <1.0 | <1.0 | <1.0 | NA | NA |
| WR-242A | | 1/31/2013 | <1.0 | <1.0 | <1.0 | <3.0 | <1.0 | <50 | **20** | <1.0 | <1.0 | <1.0 | NA | NA |
| WR-242A | | 4/22/2013 | <2.0 | <2.0 | <2.0 | <10 | <1.0 | <50 | **20** | <2.0 | <2.0 | <5.0 | NA | NA |
| WR-242A | | 7/1/2013 | <2.0 | <2.0 | <2.0 | <10 | <1.0 | <50 | **20** | 0.7 | <2.0 | 1.5 | NA | NA |
| WR-242A | | 10/17/2013 | <1.0 | <1.0 | <1.0 | <2.0 | <1.0 | <10 | **21.5** | <1.0 | <1.0 | 1.5 | NA | NA |
| WR-242A | Duplicate | 10/17/2013 | <1.0 | <1.0 | <1.0 | <2.0 | <1.0 | <10 | **22.8** | <1.0 | <1.0 | 1.5 | NA | NA |
| WR-242A | | 1/29/2014 | <2.0 | <2.0 | <2.0 | <10 | <1.0 | <50 | **19** | 0.58 | <2.0 | 1.1 | NA | NA |
| WR-242A | | 4/22/2014 | <2.0 | <2.0 | <2.0 | <10 | <1.0 | <50 | **27** | 0.64 | <2.0 | 1.7 | NA | NA |
| WR-242A | | 10/22/2014 | <1.0 | <1.0 | <1.0 | <2.0 | <1.0 | <10 | **19** | <1.0 | <1.0 | <1.0 | NA | NA |
| WR-242A | | 1/27/2015 | <2.0 | <2.0 | <2.0 | <10 | 3.0 | <50 | **19** | 0.4 | <2.0 | 0.74 | NA | NA |
| WR-242A | | 4/22/2015 | <2.0 | <2.0 | <2.0 | <10 | 0.43 | <50 | **16** | 0.45 | <2.0 | 0.51 | NA | NA |
| WR-242A | | 1/25/2016 | <2.0 | <2.0 | <2.0 | <10 | 0.95 | <50 | **17** | 0.67 | <2.0 | 0.96 | NA | NA |
| WR-242A | | 4/21/2016 | <2.0 | <2.0 | <2.0 | <10 | <1.0 | <50 | **22** | <2.0 | <2.0 | <5.0 | NA | NA |
| WR-242A | | 7/26/2016 | <2.0 | <2.0 | <2.0 | <10 | <1.0 | <50 | **17** | <2.0 | <2.0 | <5.0 | NA | NA |
| WR-242A | | 10/19/2016 | <0.50 | <0.50 | <0.50 | <1.5 | <0.50 | <50 | **20** | 0.61 | <0.50 | 0.90 | NA | NA |
| WR-242A | | 1/30/2017 | <0.50 | <0.50 | <0.50 | <1.5 | 0.41 | <50 | **16** | 0.62 | <0.50 | 1.4 | NA | NA |
| WR-242A | Duplicate | 1/30/2017 | <0.50 | <0.50 | <0.50 | <1.5 | <0.50 | <50 | **14** | 0.56 | <0.50 | 1.4 | NA | NA |
| WR-242A | | 5/23/2017 | <0.50 | <0.50 | <0.50 | <1.5 | 0.42 | <50 | **20** | 0.63 | <0.50 | 1.0 | NA | NA |
| WR-242A | | 7/26/2017 | <0.12* | <0.28* | <0.32* | <0.86* | <0.22* | <7.0* | **11*** | 0.48* | <0.21* | 0.65* | NA | NA |
| WR-242A | | 11/28/2017 | <0.50 | <0.50 | <0.50 | <1.5 | <0.50 | <50 | **23** | 1.0 | 0.61 | 0.98 | NA | NA |
| WR-242A | | 1/30/2018 | <0.50 | <0.50 | <0.50 | <1.5 | 0.24 | <50 | **21** | 0.96 | 0.62 | 0.94 | NA | NA |
| WR-242A | | 5/24/2018 | 0.44 | <0.50 | <0.50 | <1.5 | 300 | <50 | **22** | 0.99 | 0.57 | 2.2 | NA | NA |
| WR-242A | | 8/22/2018 | <0.50 | <0.50 | <0.50 | <1.5 | 1.4 | <50 | **18** | 0.99 | 1.0 | 1.2 | NA | NA |
| WR-242A | Duplicate | 8/22/2018 | <0.50 | <0.50 | <0.50 | <1.5 | <0.50 | <50 | <0.50 | <0.50 | <0.50 | <0.50 | NA | NA |
| WR-242A | | 10/30/2018 | <0.50 | <0.50 | <0.50 | <1.5 | 14 | <50 | **14** | 0.85 | 1.1 | 1.1 | NA | NA |
| WR-242A | Duplicate | 10/30/2018 | <0.50 | <0.50 | <0.50 | <1.5 | 14 | <50 | **13** | 0.81 | 1.0 | 0.98 | NA | NA |
| WR-242A | | 4/25/2019 | <2.0 | <2.0 | <2.0 | <10 | 280 | 18 | **21** | 1.2 | 1.1 | 1.4 | NA | NA |
| WR-242A | | 8/7/2019 | <1.00 | <1.00 | <1.00 | <3.00 | 67.8 | 17.8 | **7.96** | 1.99 | 5.26 | <5.00 | NA | NA |

| Well ID | Quality Control Sample | Sample Date | Benzene (µg/L) | Toluene (µg/L) | Ethylbenzene (µg/L) | Xylenes, Total (µg/L) | MTBE (µg/L) | TBA (µg/L) | PCE (µg/L) | TCE (µg/L) | C12DCE (µg/L) | $CCl_2F_2$ (µg/L) | TPH (µg/L) | PAH (µg/L) |
|---|---|---|---|---|---|---|---|---|---|---|---|---|---|---|
| Arizona AWQS (µg/L) | | | 5 | 1,000 | 700 | 10,000 | N/A | N/A | 5 | 5 | 70 | N/A | N/A | N/A |
| WR-242A | | 10/28/2019 | <1.00 | <1.00 | <1.00 | <3.00 | 14.9 | <5.00 | 7.54 | 2.08 | 5.76 | <5.00 | NA | NA |
| WR-242A | | 1/27/2020 | <1.00 | <1.00 | <1.00 | <3.00 | 2.47 | <5.00 | **8.89** | 2.21 | 6.53 | <5.00 | NA | NA |
| WR-242A | | 4/14/2020 | <1.00 | <1.00 | <1.00 | <3.00 | 1.20 | <5.00 | **7.73** | 2.57 | 6.50 | <5.00 | NA | NA |
| WR-242A | | 7/28/2020 | <1.00 | <1.00 | <1.00 | <3.00 | 2.97 | <5.00 | **9.43** | 2.34 | 7.00 | <5.00 | NA | NA |
| WR-242A | | 11/10/2020 | <1.00 | <1.00 | <1.00 | <3.00 | 3.69 | <5.00 | **17.0** | 1.43 | 1.96 | <5.00 | NA | NA |
| WR-242A | | 2/1/2021 | <1.00 | <1.00 | <1.00 | <3.00 | 6.82 | <5.00 | **15.1** | <1.00 | <1.00 | <5.00 | NA | NA |
| WR-242A | | 4/20/2021 | <1.00 | <1.00 | <1.00 | <3.00 | 5.23 | <5.00 | **13.0** | 1.03 | <1.00 | <5.00 | NA | NA |
| WR-242A | | 7/22/2021 | <1.00 | <1.00 | <1.00 | <3.00 | 11.1 | <5.00 | **15.6** | 1.28 | 1.32 | <5.00 | NA | NA |
| WR-242A | | 10/26/2021 | <1.00 | <1.00 | <1.00 | <3.00 | 3.83 | <5.00 | **15.7** | 1.70 | 1.76 | <5.00 | NA | NA |
| WR-242A | | 1/13/2022 | <1.00 | <1.00 | <1.00 | <3.00 | 6.82 | 11.7 | **18.8** | 2.08 | 2.21 | <5.00 | NA | NA |
| WR-242A | | 4/18/2022 | <1.00 | <1.00 | <1.00 | <3.00 | 11.4 | <5.00 | **17.4** | 1.94 | 2.02 | <5.00 | NA | NA |
| WR-242A | | 7/26/2022 | <1.00 | <1.00 | <1.00 | <3.00 | 31.8 | <5.00 | **15.4** | 1.76 | 2.02 | <5.00 | NA | NA |
| WR-242A | | 11/30/2022 | <1.00 | <1.00 | <1.00 | <3.00 | 7.15 | <5.00 | **11.9** | 1.49 | <1.00 | <5.00 | NA | NA |
| WR-242A | | 1/31/2023 | <1.00 | <1.00 | <1.00 | <3.00 | 6.13 | <5.00 | **12.7** | 1.41 | <1.00 | <5.00 | NA | NA |
| WR-242A | | 4/18/2023 | <1.00 | <1.00 | <1.00 | <3.00 | 10.9 | <5.00 | **24.0** | 1.68 | <1.00 | <5.00 | NA | NA |
| WR-242A | | 8/10/2023 | <1.00 | <1.00 | <1.00 | <3.00 | 8.97 | <5.00 | **11.5** | 1.31 | <1.00 | <5.00 | NA | NA |
| WR-242A | | 10/25/2023 | <1.00 | <1.00 | <1.00 | <3.00 | 8.84 | <5.00 | 3.79 | <1.00 | <1.00 | <5.00 | NA | NA |
| WR-242A | | 3/7/2024 | <1.00 | <1.00 | <1.00 | <3.00 | 11.3 | <5.00 | **10.2** | 1.10 | <1.00 | <5.00 | NA | NA |
| WR-242A | | 5/22/2024 | <1.00 | <1.00 | <1.00 | <3.00 | 9.48 | <5.00 | **9.92** | <1.00 | <1.00 | <5.00 | NA | NA |
| *WR-268A* | | *5/14/2009* | *<0.5* | *<0.5* | *<0.5* | *<0.5* | *<0.5* | *NA* | ***34.6*** | *4.6* | *1.8* | *3.4* | *NA* | *NA* |
| *WR-268A* | | *10/22/2009* | *<0.5* | *<0.5* | *<0.5* | *<0.5* | *<0.5* | *NA* | ***39.8*** | *4.1* | *1.6* | *3.4* | *NA* | *NA* |
| *WR-268A* | | *5/12/2010* | *<0.5* | *<0.5* | *<0.5* | *<0.5* | *<0.5* | *NA* | ***37.7*** | *3.9* | *1.3* | *3.3* | *NA* | *NA* |
| *WR-268A* | | *10/20/2010* | *<0.5* | *<0.5* | *<0.5* | *<0.5* | *<0.5* | *NA* | ***37.2*** | *3.8* | *0.9* | *3.2* | *NA* | *NA* |
| *WR-268A* | | *5/11/2011* | *<0.5* | *<0.5* | *<0.5* | *<0.5* | *<0.5* | *NA* | ***28.9*** | *4.5* | *<0.5* | *3.0* | *NA* | *NA* |
| *WR-268A* | | *10/19/2011* | *<0.5* | *<0.5* | *<0.5* | *<0.5* | *<0.5* | *NA* | ***38.8*** | *4.7* | *1.0* | *3.5* | *NA* | *NA* |
| *WR-268A* | | *5/2/2012* | *<0.5* | *<0.5* | *<0.5* | *<0.5* | *<0.5* | *NA* | ***35.3*** | *3.6* | *0.8* | *3.5* | *NA* | *NA* |
| *WR-268A* | | *10/24/2012* | *<0.5* | *<0.5* | *<0.5* | *<0.5* | *<0.5* | *NA* | ***38.8*** | *3.0* | *0.5* | *4.4* | *NA* | *NA* |
| *WR-268A* | | *4/18/2013* | *<0.5* | *<0.5* | *<0.5* | *<0.5* | *<0.5* | *NA* | ***30.7*** | ***9.7*** | *1.1* | *4.9* | *NA* | *NA* |
| *WR-359A* | | *11/13/2003* | *<0.5* | *<0.5* | *<0.5* | *<0.5* | *<0.5* | *NA* | ***5.6*** | *<0.5* | *NA* | *NA* | *NA* | *NA* |
| *WR-359A* | | *11/20/2003* | *<0.5* | *<0.5* | *<0.5* | *<0.5* | *<0.5* | *NA* | ***6.1*** | *<0.5* | *NA* | *NA* | *NA* | *NA* |
| *WR-359A* | | *11/26/2003* | *<0.5* | *<0.5* | *<0.5* | *<0.5* | *<0.5* | *NA* | ***5.4*** | *<0.5* | *NA* | *NA* | *NA* | *NA* |
| *WR-359A* | | *12/4/2003* | *<0.5* | *<0.5* | *<0.5* | *<0.5* | *<0.5* | *NA* | ***5.4*** | *<0.5* | *NA* | *NA* | *NA* | *NA* |
| *WR-359A* | | *1/8/2004* | *<0.5* | *<0.5* | *<0.5* | *<0.5* | *<0.5* | *NA* | *4.5* | *<0.5* | *NA* | *NA* | *NA* | *NA* |

| Well ID | Quality Control Sample | Sample Date | Benzene (µg/L) | Toluene (µg/L) | Ethylbenzene (µg/L) | Xylenes, Total (µg/L) | MTBE (µg/L) | TBA (µg/L) | PCE (µg/L) | TCE (µg/L) | C12DCE (µg/L) | $CCl_2F_2$ (µg/L) | TPH (µg/L) | PAH (µg/L) |
|---|---|---|---|---|---|---|---|---|---|---|---|---|---|---|
| Arizona AWQS (µg/L) | | | 5 | 1,000 | 700 | 10,000 | N/A | N/A | 5 | 5 | 70 | N/A | N/A | N/A |
| WR-359A | | 2/12/2004 | <0.5 | <0.5 | <0.5 | <0.5 | <0.5 | NA | 3.7 | <0.5 | NA | NA | NA | NA |
| WR-359A | | 3/11/2004 | <0.5 | <0.5 | <0.5 | <0.5 | <0.5 | NA | 3.6 | <0.5 | NA | NA | NA | NA |
| WR-359A | | 5/4/2004 | <0.5 | <0.5 | <0.5 | <0.5 | <0.5 | NA | 3.8 | <0.5 | NA | NA | NA | NA |
| WR-359A | | 6/3/2004 | <0.5 | <0.5 | <0.5 | <0.5 | <0.5 | NA | 4.6 | <0.5 | NA | NA | NA | NA |
| WR-359A | | 7/2/2004 | <0.5 | <0.5 | <0.5 | <0.5 | <0.5 | NA | 4.7 | <0.5 | NA | NA | NA | NA |
| WR-359A | | 10/20/2004 | <0.5 | <0.5 | <0.5 | <0.5 | <0.5 | NA | 4.6 | <0.5 | NA | NA | NA | NA |
| WR-359A | | 11/19/2004 | <0.5 | <0.5 | <0.5 | <0.5 | <0.5 | NA | 4.0 | <0.5 | NA | NA | NA | NA |
| WR-359A | Duplicate | 11/19/2004 | <0.5 | <0.5 | <0.5 | <0.5 | <0.5 | NA | 4.1 | <0.5 | NA | NA | NA | NA |
| WR-359A | | 12/1/2004 | <0.5 | <0.5 | <0.5 | <0.5 | <0.5 | NA | 3.8 | <0.5 | NA | NA | NA | NA |
| WR-359A | Duplicate | 12/1/2004 | <0.5 | <0.5 | <0.5 | <0.5 | <0.5 | NA | 3.8 | <0.5 | NA | NA | NA | NA |
| WR-359A | | 1/5/2005 | <0.5 | <0.5 | <0.5 | <0.5 | <0.5 | NA | 3.6 | <0.5 | NA | NA | NA | NA |
| WR-359A | | 5/3/2005 | <0.5 | <0.5 | <0.5 | <0.5 | <0.5 | NA | 1.8 | <0.5 | <0.5 | <0.5 | NA | NA |
| WR-359A | Duplicate | 5/3/2005 | <0.5 | <0.5 | <0.5 | <0.5 | <0.5 | NA | 1.9 | <0.5 | <0.5 | <0.5 | NA | NA |
| WR-359A | | 6/2/2005 | <0.5 | <0.5 | <0.5 | <0.5 | <0.5 | NA | 1.7 | <0.5 | <0.5 | <0.5 | NA | NA |
| WR-359A | Duplicate | 6/2/2005 | <0.5 | <0.5 | <0.5 | <0.5 | <0.5 | NA | 1.8 | <0.5 | <0.5 | <0.5 | NA | NA |
| WR-359A | | 7/7/2005 | <0.5 | <0.5 | <0.5 | <0.5 | <0.5 | NA | 2.2 | <0.5 | <0.5 | <0.5 | NA | NA |
| WR-359A | Duplicate | 7/7/2005 | <0.5 | <0.5 | <0.5 | <0.5 | <0.5 | NA | 2.1 | <0.5 | <0.5 | <0.5 | NA | NA |
| WR-359A | | 4/30/2008 | <0.5 | <0.5 | <0.5 | <0.5 | 216 | NA | 2.3 | <0.5 | NA | NA | NA | NA |
| WR-359A | | 7/1/2008 | <0.5 | <0.5 | <0.5 | <0.5 | 249 | NA | 2.3 | <0.5 | <0.5 | <0.5 | NA | NA |
| WR-359A | | 10/9/2008 | <0.5 | <0.5 | <0.5 | <0.5 | 940 | NA | 2.1 | <0.5 | <0.5 | <0.5 | NA | NA |
| WR-359A | | 1/7/2009 | <0.5 | <0.5 | <0.5 | <0.5 | 2,130 | NA | 2.4 | <0.5 | <0.5 | <0.5 | NA | NA |
| WR-359A | | 4/29/2009 | <0.5 | <0.5 | <0.5 | <0.5 | 3,870 | NA | 2.4 | <0.5 | <0.5 | <0.5 | NA | NA |
| WR-359A | | 7/2/2009 | <0.5 | <0.5 | <0.5 | <0.5 | 4,828 | NA | 2.4 | <0.5 | <0.5 | <0.5 | NA | NA |
| WR-359A | | 10/14/2009 | <0.5 | <0.5 | <0.5 | <0.5 | 5,890 | NA | 2.0 | <0.5 | <0.5 | 0.5 | NA | NA |
| WR-359A | | 1/5/2010 | <0.5 | <0.5 | <0.5 | <0.5 | 10,900 | NA | 2.0 | <0.5 | <0.5 | <0.5 | NA | NA |
| WR-359A | | 4/29/2010 | **119** | 0.6 | <0.5 | 7.6 | 17,400 | 67.7 | 1.7 | <0.5 | <0.5 | <0.5 | NA | NA |
| WR-359A | | 7/7/2010 | **242** | 1.2 | <0.5 | 15.8 | 19,200 | NA | 1.6 | <0.5 | <0.5 | <0.5 | NA | NA |
| WR-359A | | 10/18/2010 | **672** | 1.2 | <0.5 | 14.9 | 26,400 | 86.4 | 1.3 | <0.5 | <0.5 | <0.5 | NA | NA |
| WR-359A | | 1/5/2011 | **831** | 0.8 | <0.5 | 12.8 | 33,000 | 147 | 1.2 | <0.5 | <0.5 | <0.5 | NA | NA |
| WR-359A | | 5/2/2011 | **1,070** | 0.9 | <0.5 | 15.2 | 37,800 | NA | 1.1 | <0.5 | <0.5 | <0.5 | NA | NA |
| WR-359A | | 7/7/2011 | **1,100** | 0.7 | <0.5 | 11.8 | 45,900 | NA | 1.0 | <0.5 | <0.5 | <0.5 | NA | NA |
| WR-359A | | 10/26/2011 | **598** | <5.0 | <5.0 | <5.0 | 37,200 | NA | <5.0 | <5.0 | <5.0 | <5.0 | NA | NA |
| WR-359A | | 1/5/2012 | **688** | <20 | <20 | <10 | 44,300 | 40,000 | <10 | <5.0 | <5.0 | <20 | NA | NA |

| Well ID | Quality Control Sample | Sample Date | Benzene (µg/L) | Toluene (µg/L) | Ethylbenzene (µg/L) | Xylenes, Total (µg/L) | MTBE (µg/L) | TBA (µg/L) | PCE (µg/L) | TCE (µg/L) | C12DCE (µg/L) | $CCl_2F_2$ (µg/L) | TPH (µg/L) | PAH (µg/L) |
|---|---|---|---|---|---|---|---|---|---|---|---|---|---|---|
| Arizona AWQS (µg/L) | | | 5 | 1,000 | 700 | 10,000 | N/A | N/A | 5 | 5 | 70 | N/A | N/A | N/A |
| WR-359A | | 4/18/2012 | **918** | <2.0 | <2.0 | 1.43 | 69,600 | 207 | 0.77 | <0.5 | <0.5 | <2.0 | NA | NA |
| WR-359A | | 7/3/2012 | **630** | <1.0 | <1.0 | <2.0 | 43,000 | 260 | <1.0 | <1.0 | <1.0 | <1.0 | NA | NA |
| WR-359A | | 10/26/2012 | <5,000 | <5,000 | <5,000 | <15,000 | 70,000 | <35,000 | <5,000 | <5,000 | <5,000 | <5,000 | NA | NA |
| WR-359A | | 2/1/2013 | **74** | <1.0 | <1.0 | <3.0 | 73,000 | 470 | <1.0 | <1.0 | <1.0 | <1.0 | NA | NA |
| WR-359A | | 4/24/2013 | **26** | <2.0 | <2.0 | <10 | 63,000 | 370 | <2.0 | <2.0 | <2.0 | <5.0 | NA | NA |
| WR-359A | | 7/2/2013 | **12** | <2.0 | <2.0 | <10 | 120,000 | <5,000 | 0.88 | <2.0 | <2.0 | <5.0 | NA | NA |
| WR-359A | | 10/21/2013 | <1,300 | <1,300 | <1,300 | <2,500 | 68,100 | <13,000 | <1,300 | <1,300 | <1,300 | <1,300 | NA | NA |
| WR-359A | | 1/28/2014 | 3.4 | <2.0 | <2.0 | <10 | 100,000 | 460 | 0.51 | <2.0 | <2.0 | <5.0 | NA | NA |
| WR-359A | | 4/23/2014 | 1.7 | <2.0 | <2.0 | <10 | 81,000 | 740 | 0.47 | <2.0 | <2.0 | <5.0 | NA | NA |
| WR-359A | | 7/30/2014 | 1.5 | <2.0 | <2.0 | <10 | 110,000 | 1,100 | 0.73 | <2.0 | <2.0 | <5.0 | NA | NA |
| WR-359A | | 10/22/2014 | <250 | <250 | <250 | <500 | 103,000 | <13,000 | <250 | <250 | <250 | <250 | NA | NA |
| WR-359A | | 1/27/2015 | 0.66 | <2.0 | <2.0 | <10 | 97,000 | 3,500 | 0.51 | <2.0 | <2.0 | <5.0 | NA | NA |
| WR-359A | | 4/23/2015 | 0.66 | <2.0 | <2.0 | <10 | 110,000 | 2,800 | 0.9 | <2.0 | <2.0 | 0.28 | NA | NA |
| WR-359A | | 1/26/2016 | 0.44 | <2.0 | <2.0 | <10 | 80,000 | 5,800 | 0.57 | <2.0 | <2.0 | <5.0 | NA | NA |
| WR-359A | | 4/21/2016 | <2.0 | <2.0 | <2.0 | <10 | 100,000 | <10,000 | <2.0 | <2.0 | <2.0 | <5.0 | NA | NA |
| WR-359A | | 7/28/2016 | <400 | <400 | <400 | <2,000 | 38,000 | 10,000 | <400 | <400 | <400 | <1,000 | NA | NA |
| WR-359A | | 10/20/2016 | <0.50 | <0.50 | <0.50 | <1.5 | 81,000 | 9000 | 1.1 | <0.50 | <0.50 | <0.50 | NA | NA |
| WR-359A | | 1/30/2017 | <2.5 | <2.5 | <2.5 | <7.5 | 61,000 | 12,000 | <2.5 | <2.5 | <2.5 | <2.5 | NA | NA |
| WR-359A | | 5/24/2017 | <50 | <50 | <50 | <150 | 54,000 | 11,000 | <50 | <50 | <50 | <50 | NA | NA |
| WR-359A | | 7/26/2017 | <0.12* | <0.28* | <0.32* | <0.86* | <0.22* | <7.0* | 1.0* | <0.24* | <0.21* | 1.1* | NA | NA |
| WR-359A | | 11/28/2017 | <5.0 | <5.0 | <5.0 | <15 | 52,000 | 18,000 | <5.0 | <5.0 | <5.0 | <5.0 | NA | NA |
| WR-359A | | 1/30/2018 | <5.0 | <5.0 | <5.0 | <15 | 46,000 | 13,000 | <5.0 | <5.0 | <5.0 | <5.0 | NA | NA |
| WR-359A | | 5/25/2018 | <0.50 | <0.50 | <0.50 | <1.5 | 36,000 | 11,000 | <0.50 | 0.51 | <0.50 | 0.24 | NA | NA |
| WR-359A | | 7/25/2018 | 0.21 | <0.50 | <0.50 | <1.5 | 69,000 | 33,000 | <0.50 | 0.98 | <0.50 | 0.41 | NA | NA |
| WR-359A | | 10/31/2018 | <25 | <25 | <25 | <75 | 24,000 | 8,800 | <25 | <25 | <25 | <25 | NA | NA |
| WR-359A | | 4/25/2019 | <2.0 | <2.0 | <2.0 | <10 | 4,600 | 1,700 | 0.54 | <2.0 | <2.0 | <5.0 | NA | NA |
| WR-359A | | 8/8/2019 | <1.00 | <1.00 | <1.00 | <3.00 | 32,800 | 14,000 | <1.00 | <1.00 | <1.00 | <5.00 | NA | NA |
| WR-359A | | 10/29/2019 | <10.0 | <10.0 | <10.0 | <30.0 | 32,700 | 22,700 | <10.0 | <10.0 | <10.0 | <50.0 | NA | NA |
| WR-359A | Duplicate | 10/29/2019 | <10.0 | <10.0 | <10.0 | <30.0 | 33,200 | 22,200 | <10.0 | <10.0 | <10.0 | <50.0 | NA | NA |
| WR-359A | | 1/28/2020 | <1,000 | <1,000 | <1,000 | <3,000 | 19,100 | 26,900 | <1,000 | <1,000 | <1,000 | <5,000 | NA | NA |
| WR-359A | | 4/14/2020 | <100 | <100 | <100 | <300 | 12,600 | 24,000 | <100 | <100 | <100 | <500 | NA | NA |
| WR-359A | Duplicate | 4/14/2020 | <10.0 | <10.0 | <10.0 | <30.0 | 15,100 | 28,500 | <10.0 | <10.0 | <10.0 | <50.0 | NA | NA |
| WR-359A | | 7/29/2020 | <100 | <100 | <100 | <300 | 3,110 | 38,100 | <100 | <100 | <100 | <500 | NA | NA |

| Well ID | Quality Control Sample | Sample Date | Benzene (µg/L) | Toluene (µg/L) | Ethylbenzene (µg/L) | Xylenes, Total (µg/L) | MTBE (µg/L) | TBA (µg/L) | PCE (µg/L) | TCE (µg/L) | C12DCE (µg/L) | $CCl_2F_2$ (µg/L) | TPH (µg/L) | PAH (µg/L) |
|---|---|---|---|---|---|---|---|---|---|---|---|---|---|---|
| Arizona AWQS (µg/L) | | | 5 | 1,000 | 700 | 10,000 | N/A | N/A | 5 | 5 | 70 | N/A | N/A | N/A |
| WR-359A | | 11/11/2020 | <100 | <100 | <100 | <300 | 8,030 | <500 | <100 | <100 | <100 | <500 | NA | NA |
| WR-359A | Duplicate | 11/11/2020 | <100 | <100 | <100 | <300 | 7,950 | <500 | <100 | <100 | <100 | <500 | NA | NA |
| WR-359A | | 2/2/2021 | <100 | <100 | <100 | <300 | 1,490 | 39,000 | <100 | <100 | <100 | <500 | NA | NA |
| WR-359A | Duplicate | 2/2/2021 | <100 | <100 | <100 | <300 | 1,370 | 37,700 | <100 | <100 | <100 | <500 | NA | NA |
| WR-359A | | 4/21/2021 | <100 | <100 | <100 | <300 | 510 | 11,200 | <100 | <100 | <100 | <500 | NA | NA |
| WR-359A | Duplicate | 4/21/2021 | <100 | <100 | <100 | <300 | 383 | 5,740 | <100 | <100 | <100 | <500 | NA | NA |
| WR-359A | | 7/22/2021 | <100 | <100 | <100 | <300 | 155 | 39,000 | <100 | <100 | <100 | <500 | NA | NA |
| WR-359A | Duplicate | 7/22/2021 | <100 | <100 | <100 | <300 | 160 | 42,700 | <100 | <100 | <100 | <500 | NA | NA |
| WR-359A | | 10/27/2021 | <100 | <100 | <100 | <300 | 291 | 30,100 | <100 | <100 | <100 | <500 | NA | NA |
| WR-359A | | 1/14/2022 | <100 | <100 | <100 | <300 | 159 | 29,900 | <100 | <100 | <100 | <500 | NA | NA |
| WR-359A | | 4/20/2022 | <100 | <100 | <100 | <300 | 210 | 31,500 | <100 | <100 | <100 | <500 | NA | NA |
| WR-359A | Duplicate | 4/20/2022 | <1.00 | <1.00 | <1.00 | <3.00 | 251 | 36,300 | <1.00 | <1.00 | <1.00 | <5.00 | NA | NA |
| WR-359A | | 7/27/2022 | <100 | <100 | <100 | <300 | 985 | 28,300 | <100 | <100 | <100 | <500 | NA | NA |
| WR-359A | Duplicate | 7/27/2022 | <50.0 | <50.0 | <50.0 | <150 | 1,150 | 28,800 | <50.0 | <50.0 | <50.0 | <250 | NA | NA |
| WR-359A | | 12/1/2022 | <100 | <100 | <100 | <300 | 207 | 18,900 | <100 | <100 | <100 | <500 | NA | NA |
| WR-359A | | 2/1/2023 | <100 | <100 | <100 | <300 | 249 | 21,900 | <100 | <100 | <100 | <500 | NA | NA |
| WR-359A | | 4/20/2023 | <1.00 | <1.00 | <1.00 | <3.00 | 114 | 22,500 | <1.00 | <1.00 | <1.00 | <5.00 | NA | NA |
| WR-359A | | 8/11/2023 | <100 | <100 | <100 | <300 | 150 | 19,600 | <100 | <100 | <100 | <500 | NA | NA |
| WR-359A | | 10/26/2023 | <1.00 | <1.00 | <1.00 | <3.00 | <1.00 | 20,000 | <1.00 | <1.00 | <1.00 | <5.00 | NA | NA |
| WR-359A | | 3/13/2024 | <1.00 | <1.00 | <1.00 | <3.00 | 313 | 26,800 | <1.00 | <1.00 | <1.00 | <5.00 | NA | NA |
| WR-359A | | 5/23/2024 | <100 | <100 | <100 | <300 | 185 | 19,300 | <100 | <100 | <100 | <500 | NA | NA |
| WR-359A | Duplicate | 5/23/2024 | <100 | <100 | <100 | <300 | 174 | 19,100 | <100 | <100 | <100 | <500 | NA | NA |
| *WR-430A* | | *7/2/2009* | *<0.5* | *<0.5* | *<0.5* | *<0.5* | *59.8* | *NA* | ***33.8*** | *0.9* | *0.9* | *3.3* | *NA* | *NA* |
| *WR-430A* | | *10/19/2009* | *<0.5* | *<0.5* | *<0.5* | *<0.5* | *12* | *NA* | ***34.2*** | *0.8* | *0.6* | *3.1* | *NA* | *NA* |
| *WR-430A* | | *4/27/2010* | *<0.5* | *<0.5* | *<0.5* | *<0.5* | *57.5* | *<1.0* | ***28.2*** | *0.7* | *0.6* | *3.4* | *NA* | *NA* |
| *WR-430A* | | *7/7/2010* | *2.4* | *<0.5* | *<0.5* | *<0.5* | *161* | *NA* | ***25.8*** | *0.7* | *0.8* | *3.0* | *NA* | *NA* |
| *WR-430A* | | *10/18/2010* | *2.3* | *<0.5* | *<0.5* | *<0.5* | *136* | *1.3* | ***23.6*** | *0.6* | *0.5* | *2.4* | *NA* | *NA* |
| *WR-430A* | | *1/5/2011* | ***9.7*** | *<0.5* | *<0.5* | *<0.5* | *487* | *3.3* | ***19.9*** | *0.5* | *0.5* | *3.1* | *NA* | *NA* |
| *WR-430A* | | *5/12/2011* | ***10.2*** | *<0.5* | *<0.5* | *<0.5* | *560* | *NA* | ***19.8*** | *0.6* | *<0.5* | *2.5* | *NA* | *NA* |
| *WR-430A* | | *7/7/2011* | ***15.9*** | *<0.5* | *<0.5* | *<0.5* | *648* | *NA* | ***19.5*** | *0.6* | *0.5* | *2.9* | *NA* | *NA* |
| *WR-430A* | | *10/26/2011* | ***65.1*** | *<5.0* | *<5.0* | *<5.0* | *2,090* | *NA* | ***18.6*** | *<5.0* | *<5.0* | *<5.0* | *NA* | *NA* |
| *WR-430A* | | *1/5/2012* | ***66.6*** | *<2.0* | *<2.0* | *<1.0* | *3,910* | *672* | ***15.7*** | *<0.5* | *<0.5* | *2.48* | *NA* | *NA* |
| *WR-430A* | | *4/18/2012* | ***116*** | *<2.0* | *<2.0* | *<1.0* | *4,670* | *27.9* | ***15.1*** | *<0.5* | *<0.5* | *2.48* | *NA* | *NA* |

| Well ID | Quality Control Sample | Sample Date | Benzene (µg/L) | Toluene (µg/L) | Ethylbenzene (µg/L) | Xylenes, Total (µg/L) | MTBE (µg/L) | TBA (µg/L) | PCE (µg/L) | TCE (µg/L) | C12DCE (µg/L) | $CCl_2F_2$ (µg/L) | TPH (µg/L) | PAH (µg/L) |
|---|---|---|---|---|---|---|---|---|---|---|---|---|---|---|
| Arizona AWQS (µg/L) | | | 5 | 1,000 | 700 | 10,000 | N/A | N/A | 5 | 5 | 70 | N/A | N/A | N/A |
| WR-430A | | 7/26/2012 | **120** | <1.0 | <1.0 | <2.0 | 3,900 | <50 | **14** | <1.0 | <1.0 | 1.6 | NA | NA |
| WR-430A | | 10/26/2012 | **100** | <50 | <50 | <150 | 5,800 | <350 | <50 | <50 | <50 | <50 | NA | NA |
| WR-430A | | 2/1/2013 | **110** | <1.0 | <1.0 | <3.0 | 9,600 | 74 | **12** | <1.0 | <1.0 | 1.2 | NA | NA |
| WR-430A | | 4/24/2013 | **64** | <2.0 | <2.0 | <10 | 9,500 | 63 | **13** | <2.0 | <2.0 | <5.0 | NA | NA |
| WR-430A | | 7/2/2013 | **66** | <2.0 | <2.0 | <10 | 12,000 | 210 | **12** | 0.26 | <2.0 | 1.7 | NA | NA |
| WR-430A | | 10/21/2013 | <250 | <250 | <250 | <500 | 12,200 | <2,500 | <250 | <250 | <250 | <250 | NA | NA |
| WR-430A | | 1/28/2014 | **18** | <2.0 | <2.0 | <10 | 18,000 | 110 | **7.1** | <2.0 | <2.0 | 0.79 | NA | NA |
| WR-430A | | 4/23/2014 | **11** | <2.0 | <2.0 | <10 | 17,000 | 260 | **8.1** | <2.0 | <2.0 | 1.2 | NA | NA |
| WR-430A | | 7/30/2014 | **6.0** | <2.0 | <2.0 | <10 | 17,000 | 320 | **8.6** | <2.0 | <2.0 | 0.68 | NA | NA |
| WR-430A | | 10/22/2014 | <250 | <250 | <250 | <500 | 32,600 | <2,500 | <250 | <250 | <250 | <250 | NA | NA |
| WR-430A | | 1/27/2015 | 1.5 | <2.0 | <2.0 | <10 | 19,000 | 780 | **7.6** | <2.0 | <2.0 | 1.2 | NA | NA |
| WR-430A | | 4/23/2015 | 0.32 | <2.0 | <2.0 | <10 | 26,000 | 870 | **8.1** | <2.0 | <2.0 | 1.3 | NA | NA |
| WR-430A | | 1/26/2016 | 2.3 | <2.0 | <2.0 | <10 | 37,000 | 3,000 | **6.4** | <2.0 | <2.0 | 0.85 | NA | NA |
| WR-430A | | 4/21/2016 | <2.0 | <2.0 | <2.0 | <10 | 37,000 | <10,000 | **5.6** | <2.0 | <2.0 | <5.0 | NA | NA |
| WR-430A | | 7/28/2016 | <400 | <400 | <400 | <2,000 | 23,000 | 4,000 | <400 | <400 | <400 | <1,000 | NA | NA |
| WR-430A | | 10/20/2016 | <0.50 | <0.50 | <0.50 | <1.5 | 27,000 | <5000 | **6.3** | <0.50 | <0.50 | <0.50 | NA | NA |
| WR-430A | | 1/30/2017 | <2.5 | <2.5 | <2.5 | <7.5 | 21,000 | 4,400 | **5.4** | <2.5 | <2.5 | <2.5 | NA | NA |
| WR-430A | | 5/23/2017 | <0.50 | <0.50 | <0.50 | <1.5 | 17,000 | 4,300 | **5.7** | 0.24 | <0.50 | 0.64 | NA | NA |
| WR-430A | | 7/27/2017 | <1.2* | <2.8* | <3.2* | <8.6* | 8,500* | 3,000* | 3.1* | <2.4* | <2.1* | <1.5* | NA | NA |
| WR-430A | | 11/28/2017 | <5.0 | <5.0 | <5.0 | <15 | 12,000 | 4,800 | **5.2** | <5.0 | <5.0 | <5.0 | NA | NA |
| WR-430A | | 1/31/2018 | <5.0 | <5.0 | <5.0 | <15 | 22,000 | 7,300 | 4.8 | <5.0 | <5.0 | <5.0 | NA | NA |
| WR-430A | | 5/25/2018 | 0.21 | <0.50 | <0.50 | <1.5 | 24,000 | 7,800 | 3.2 | 0.29 | <0.50 | 0.54 | NA | NA |
| WR-430A | | 7/25/2018 | 0.14 | <0.50 | <0.50 | <1.5 | 17,000 | 14,000 | 3.6 | 0.39 | <0.50 | 0.43 | NA | NA |
| WR-430A | | 10/30/2018 | <25 | <25 | <25 | <75 | 24,000 | 14,000 | <25 | <25 | <25 | <25 | NA | NA |
| WR-430A | | 4/25/2019 | <2.0 | <2.0 | <2.0 | <10 | 21,000 | 15,000 | 1.8 | 0.45 | <2.0 | <5.0 | NA | NA |
| WR-430A | | 8/7/2019 | <1.00 | <1.00 | <1.00 | <3.00 | 14,300 | 9,070 | <1.00 | 2.56 | <1.00 | <5.00 | NA | NA |
| WR-430A | | 10/29/2019 | <5.00 | <5.00 | <5.00 | <15.0 | 5,620 | 3,250 | <5.00 | <5.00 | <5.00 | <25.0 | NA | NA |
| WR-430A | | 1/28/2020 | <200 | <200 | <200 | <600 | 7,630 | <1,000 | <200 | <200 | <200 | <1,000 | NA | NA |
| WR-430A | | 4/14/2020 | <20.0 | <20.0 | <20.0 | <60.0 | 268 | 1,320 | <20.0 | <20.0 | <20.0 | <100 | NA | NA |
| WR-430A | | 7/28/2020 | <20.0 | <20.0 | <20.0 | <60.0 | 632 | 1,890 | <20.0 | <20.0 | <20.0 | <100 | NA | NA |
| WR-430A | | 11/10/2020 | <20.0 | <20.0 | <20.0 | <60.0 | 1,800 | 945 | <20.0 | <20.0 | <20.0 | <100 | NA | NA |
| WR-430A | | 2/3/2021 | <20.0 | <20.0 | <20.0 | <60.0 | 1,720 | 1,260 | <20.0 | <20.0 | <20.0 | <100 | NA | NA |
| WR-430A | | 4/20/2021 | <20.0 | <20.0 | <20.0 | <60.0 | 1,680 | 1,630 | <20.0 | <20.0 | <20.0 | <100 | NA | NA |

| Well ID | Quality Control Sample | Sample Date | Benzene (µg/L) | Toluene (µg/L) | Ethylbenzene (µg/L) | Xylenes, Total (µg/L) | MTBE (µg/L) | TBA (µg/L) | PCE (µg/L) | TCE (µg/L) | C12DCE (µg/L) | $CCl_2F_2$ (µg/L) | TPH (µg/L) | PAH (µg/L) |
|---|---|---|---|---|---|---|---|---|---|---|---|---|---|---|
| Arizona AWQS (µg/L) | | | 5 | 1,000 | 700 | 10,000 | N/A | N/A | 5 | 5 | 70 | N/A | N/A | N/A |
| WR-430A | | 7/22/2021 | <50.0 | <50.0 | <50.0 | <150 | 2,070 | 1,540 | <50.0 | <50.0 | <50.0 | <250 | NA | NA |
| WR-430A | | 10/27/2021 | <50.0 | <50.0 | <50.0 | <150 | 1,680 | 2,180 | <50.0 | <50.0 | <50.0 | <250 | NA | NA |
| WR-430A | | 1/14/2022 | <50.0 | <50.0 | <50.0 | <150 | 1,750 | 1,040 | <50.0 | <50.0 | <50.0 | <250 | NA | NA |
| WR-430A | | 4/19/2022 | <50.0 | <50.0 | <50.0 | <150 | 1,720 | 1,020 | <50.0 | <50.0 | <50.0 | <250 | NA | NA |
| WR-430A | | 7/27/2022 | <50.0 | <50.0 | <50.0 | <150 | 1,330 | 344 | <50.0 | <50.0 | <50.0 | <250 | NA | NA |
| WR-430A | | 11/30/2022 | <50.0 | <50.0 | <50.0 | <150 | 863 | 496 | <50.0 | <50.0 | <50.0 | <250 | NA | NA |
| WR-430A | Duplicate | 11/30/2022 | <1.00 | <1.00 | <1.00 | <3.00 | 1,300 | 642 | 1.79 | 4.57 | 1.06 | <5.00 | NA | NA |
| WR-430A | | 2/1/2023 | <5.00 | <5.00 | <5.00 | <15.0 | 547 | 240 | <5.00 | <5.00 | <5.00 | <25.0 | NA | NA |
| WR-430A | | 4/19/2023 | <1.00 | <1.00 | <1.00 | <3.00 | 916 | 537 | <1.00 | 3.63 | 1.09 | <5.00 | NA | NA |
| WR-430A | | 8/11/2023 | <1.00 | <1.00 | <1.00 | <3.00 | 443 | 409 | 1.72 | 2.30 | <1.00 | <5.00 | NA | NA |
| WR-430A | | 10/26/2023 | <20.0 | <20.0 | <20.0 | <60.0 | 856 | 1,010 | <20.0 | <20.0 | <20.0 | <100 | NA | NA |
| WR-430A | | 3/13/2024 | <1.00 | <1.00 | <1.00 | <3.00 | 857 | 1,880 | <1.00 | 2.19 | <1.00 | <5.00 | NA | NA |
| WR-430A | | 5/22/2024 | <20.0 | <20.0 | <20.0 | <60.0 | 416 | 2,750 | <20.0 | <20.0 | <20.0 | <100 | NA | NA |
| *WR-463A* | | *10/23/2007* | *<0.5* | *<0.5* | *<0.5* | *<0.5* | *<0.5* | *NA* | ***17.4*** | *<0.5* | *<0.5* | *8.4* | *NA* | *NA* |
| *WR-463A* | | *1/7/2008* | *<0.5* | *<0.5* | *<0.5* | *<0.5* | *<0.5* | *NA* | ***7.8*** | *<0.5* | *<0.5* | *2.3* | *NA* | *NA* |
| *WR-463A* | | *5/6/2008* | *<0.5* | *<0.5* | *<0.5* | *<0.5* | *<0.5* | *NA* | ***15.3*** | *<0.5* | *<0.5* | *6.1* | *NA* | *NA* |
| *WR-463A* | | *7/1/2008* | *<0.5* | *<0.5* | *<0.5* | *<0.5* | *<0.5* | *NA* | ***10.1*** | *<0.5* | *<0.5* | *2.5* | *NA* | *NA* |
| *WR-463A* | | *1/7/2009* | *<0.5* | *<0.5* | *<0.5* | *<0.5* | *<0.5* | *NA* | ***16.4*** | *<0.5* | *<0.5* | *3.7* | *NA* | *NA* |
| *WR-463A* | | *5/5/2009* | *<0.5* | *<0.5* | *<0.5* | *<0.5* | *<0.5* | *NA* | ***15*** | *<0.5* | *<0.5* | *4.0* | *NA* | *NA* |
| *WR-463A* | | *7/2/2009* | *<0.5* | *<0.5* | *<0.5* | *<0.5* | *<0.5* | *NA* | ***22.1*** | *<0.5* | *<0.5* | *4.8* | *NA* | *NA* |
| *WR-463A* | | *10/19/2009* | *<0.5* | *<0.5* | *<0.5* | *<0.5* | *<0.5* | *NA* | ***15.8*** | *<0.5* | *<0.5* | *3.0* | *NA* | *NA* |
| *WR-463A* | | *1/5/2010* | *<0.5* | *<0.5* | *<0.5* | *<0.5* | *<0.5* | *NA* | ***10.6*** | *<0.5* | *<0.5* | *1.8* | *NA* | *NA* |
| *WR-463A* | | *5/4/2010* | *<0.5* | *<0.5* | *<0.5* | *<0.5* | *<0.5* | *<1.0* | ***14.3*** | *<0.5* | *<0.5* | *4.0* | *NA* | *NA* |
| *WR-463A* | | *7/6/2010* | *<0.5* | *<0.5* | *<0.5* | *<0.5* | *<0.5* | *NA* | ***14.4*** | *<0.5* | *<0.5* | *3.7* | *NA* | *NA* |
| *WR-463A* | | *10/14/2010* | *<0.5* | *<0.5* | *<0.5* | *<0.5* | *<0.5* | *0.8* | ***13.4*** | *<0.5* | *<0.5* | *4.1* | *NA* | *NA* |
| *WR-463A* | | *1/4/2011* | *<0.5* | *<0.5* | *<0.5* | *<0.5* | *<0.5* | *0.6* | ***9.5*** | *<0.5* | *<0.5* | *2.9* | *NA* | *NA* |
| *WR-463A* | | *4/26/2011* | *<0.5* | *<0.5* | *<0.5* | *<0.5* | *<0.5* | *NA* | ***9.8*** | *<0.5* | *<0.5* | *2.4* | *NA* | *NA* |
| *WR-463A* | *Duplicate* | *4/26/2011* | *<0.5* | *<0.5* | *<0.5* | *<0.5* | *<0.5* | *NA* | ***9.9*** | *<0.5* | *<0.5* | *2.4* | *NA* | *NA* |
| *WR-463A* | | *7/6/2011* | *<0.5* | *<0.5* | *<0.5* | *<0.5* | *<0.5* | *NA* | ***10*** | *<0.5* | *<0.5* | *3.0* | *NA* | *NA* |
| *WR-463A* | | *10/25/2011* | *<0.5* | *<0.5* | *<0.5* | *<0.5* | *<0.5* | *NA* | ***7.8*** | *<0.5* | *<0.5* | *2.3* | *NA* | *NA* |
| *WR-463A* | | *1/3/2012* | *<0.5* | *<2.0* | *<2.0* | *<1.0* | *<5.0* | *<10* | *4.6* | *<0.5* | *<0.5* | *2.44* | *NA* | *NA* |
| *WR-463A* | | *4/17/2012* | *<0.5* | *<2.0* | *<2.0* | *<1.0* | *<5.0* | *<5.0* | *3.19* | *<0.5* | *<0.5* | *<2.0* | *NA* | *NA* |
| *WR-463A* | | *7/2/2012* | *<1.0* | *<1.0* | *<1.0* | *<2.0* | *<1.0* | *<50* | *3.8* | *<1.0* | *<1.0* | *<1.0* | *NA* | *NA* |

| Well ID | Quality Control Sample | Sample Date | Benzene (µg/L) | Toluene (µg/L) | Ethylbenzene (µg/L) | Xylenes, Total (µg/L) | MTBE (µg/L) | TBA (µg/L) | PCE (µg/L) | TCE (µg/L) | C12DCE (µg/L) | $CCl_2F_2$ (µg/L) | TPH (µg/L) | PAH (µg/L) |
|---|---|---|---|---|---|---|---|---|---|---|---|---|---|---|
| Arizona AWQS (µg/L) | | | 5 | 1,000 | 700 | 10,000 | N/A | N/A | 5 | 5 | 70 | N/A | N/A | N/A |
| WR-463A | | 10/24/2012 | <1.0 | <1.0 | <1.0 | <3.0 | <0.22 | <7.0 | 4.0 | <1.0 | <1.0 | 1.6 | NA | NA |
| WR-463A | | 1/31/2013 | <1.0 | <1.0 | <1.0 | <3.0 | <1.0 | <50 | 2.6 | <1.0 | <1.0 | 1.0 | NA | NA |
| WR-463A | | 4/22/2013 | <2.0 | <2.0 | <2.0 | <10 | <1.0 | <50 | 2.1 | <2.0 | <2.0 | <5.0 | NA | NA |
| WR-463A | | 7/1/2013 | <2.0 | <2.0 | <2.0 | <10 | <1.0 | <50 | 2.1 | <2.0 | <2.0 | 0.97 | NA | NA |
| WR-463A | | 10/17/2013 | <1.0 | <1.0 | <1.0 | <2.0 | <1.0 | <10 | 1.3 | <1.0 | <1.0 | 1.3 | NA | NA |
| WR-463A | | 1/27/2014 | <2.0 | <2.0 | <2.0 | <10 | <1.0 | <50 | 0.73 | <2.0 | <2.0 | 0.71 | NA | NA |
| WR-463A | | 4/21/2014 | <2.0 | <2.0 | <2.0 | <10 | <1.0 | <50 | 0.78 | <2.0 | <2.0 | 1.0 | NA | NA |
| WR-463A | | 7/29/2014 | <2.0 | <2.0 | <2.0 | <10 | <1.0 | <50 | 0.48 | <2.0 | <2.0 | 0.32 | NA | NA |
| WR-463A | | 10/21/2014 | <1.0 | <1.0 | <1.0 | <2.0 | <1.0 | <10 | <1.0 | <1.0 | <1.0 | <1.0 | NA | NA |
| WR-463A | | 1/26/2015 | <2.0 | <2.0 | <2.0 | <10 | <1.0 | 27 | 0.41 | <2.0 | <2.0 | 0.67 | NA | NA |
| WR-463A | Duplicate | 1/26/2015 | <2.0 | <2.0 | <2.0 | <10 | <1.0 | 16 | 0.47 | <2.0 | <2.0 | 0.79 | NA | NA |
| WR-463A | | 4/21/2015 | <2.0 | <2.0 | <2.0 | <10 | <1.0 | <50 | <2.0 | <2.0 | <2.0 | <5.0 | NA | NA |
| WR-463A | | 1/25/2016 | <2.0 | <2.0 | <2.0 | <10 | 0.22 | <50 | 0.23 | <2.0 | <2.0 | 0.79 | NA | NA |
| WR-463A | | 4/19/2016 | <2.0 | <2.0 | <2.0 | <10 | <1.0 | <50 | <2.0 | <2.0 | <2.0 | <5.0 | NA | NA |
| WR-463A | | 7/26/2016 | <2.0 | <2.0 | <2.0 | <10 | <1.0 | <50 | <2.0 | <2.0 | <2.0 | <5.0 | NA | NA |
| WR-463A | | 10/18/2016 | <0.50 | <0.50 | <0.50 | <1.5 | <0.50 | <50 | <0.50 | <0.50 | <0.50 | 1.1 | NA | NA |
| WR-463A | | 1/31/2017 | <0.50 | <0.50 | <0.50 | <1.5 | <0.50 | <50 | <0.50 | <0.50 | <0.50 | <0.50 | NA | NA |
| WR-463A | | 5/24/2017 | <0.50 | <0.50 | <0.50 | <1.5 | <0.50 | <50 | 0.32 | <0.50 | <0.50 | 1.4 | NA | NA |
| WR-463A | | 7/27/2017 | <1.2* | <2.8* | <3.2* | <8.6* | 1,100* | 450* | <1.8* | <2.4* | <2.1* | <1.5* | NA | NA |
| WR-463A | | 11/29/2017 | <0.50 | <0.50 | <0.50 | <1.5 | <0.50 | <50 | <0.50 | <0.50 | <0.50 | <0.50 | NA | NA |
| WR-463A | | 1/31/2018 | <0.50 | <0.50 | <0.50 | <1.5 | <0.50 | <50 | 0.24 | <0.50 | <0.50 | 1.1 | NA | NA |
| WR-463A | | 5/24/2018 | <0.50 | <0.50 | <0.50 | <1.5 | <0.50 | <50 | <0.50 | <0.50 | <0.50 | <0.50 | NA | NA |
| WR-463A | | 7/26/2018 | <0.50 | <0.50 | <0.50 | <1.5 | <0.50 | <50 | <0.50 | <0.50 | <0.50 | <0.50 | NA | NA |
| WR-463A | | 10/31/2018 | <0.50 | <0.50 | <0.50 | <1.5 | <0.50 | <50** | <0.50 | <0.50 | <0.50 | 1.3 | NA | NA |
| WR-463A | | 4/25/2019 | <2.0 | <2.0 | <2.0 | <10 | <1.0 | 46 | <2.0 | <2.0 | <2.0 | <5.0 | NA | NA |
| WR-463A | | 8/8/2019 | <1.00 | <1.00 | <1.00 | <3.00 | <1.00 | <5.00 | <1.00 | <1.00 | <1.00 | <5.00 | NA | NA |
| WR-463A | | 10/29/2019 | <1.00 | <1.00 | <1.00 | <3.00 | <1.00 | <5.00 | <1.00 | <1.00 | <1.00 | <5.00 | NA | NA |
| WR-463A | | 1/28/2020 | <1.00 | <1.00 | <1.00 | <3.00 | <1.00 | <5.00 | <1.00 | <1.00 | <1.00 | <5.00 | NA | NA |
| WR-463A | | 4/15/2020 | <1.00 | <1.00 | <1.00 | <3.00 | <1.00 | <5.00 | <1.00 | <1.00 | <1.00 | <5.00 | NA | NA |
| WR-463A | | 7/28/2020 | <1.00 | <1.00 | <1.00 | <3.00 | <1.00 | <5.00 | <1.00 | <1.00 | <1.00 | <5.00 | NA | NA |
| WR-463A | | 11/10/2020 | <1.00 | <1.00 | <1.00 | <3.00 | <1.00 | <5.00 | <1.00 | <1.00 | <1.00 | <5.00 | NA | NA |
| WR-463A | | 2/2/2021 | <1.00 | <1.00 | <1.00 | <3.00 | <1.00 | <5.00 | <1.00 | <1.00 | <1.00 | <5.00 | NA | NA |
| WR-463A | | 4/21/2021 | <1.00 | <1.00 | <1.00 | <3.00 | <1.00 | <5.00 | <1.00 | <1.00 | <1.00 | <5.00 | NA | NA |

| Well ID | Quality Control Sample | Sample Date | Benzene (µg/L) | Toluene (µg/L) | Ethylbenzene (µg/L) | Xylenes, Total (µg/L) | MTBE (µg/L) | TBA (µg/L) | PCE (µg/L) | TCE (µg/L) | C12DCE (µg/L) | $CCl_2F_2$ (µg/L) | TPH (µg/L) | PAH (µg/L) |
|---|---|---|---|---|---|---|---|---|---|---|---|---|---|---|
| Arizona AWQS (µg/L) | | | 5 | 1,000 | 700 | 10,000 | N/A | N/A | 5 | 5 | 70 | N/A | N/A | N/A |
| WR-463A | | 7/15/2021 | <1.00 | <1.00 | <1.00 | <3.00 | <1.00 | <5.00 | <1.00 | <1.00 | <1.00 | <5.00 | NA | NA |
| WR-463A | | 10/25/2021 | <1.00 | <1.00 | <1.00 | <3.00 | <1.00 | <5.00 | <1.00 | <1.00 | <1.00 | <5.00 | NA | NA |
| WR-463A | | 1/7/2022 | <1.00 | <1.00 | <1.00 | <3.00 | <1.00 | <5.00 | <1.00 | <1.00 | <1.00 | <5.00 | NA | NA |
| WR-463A | | 4/15/2022 | <1.00 | <1.00 | <1.00 | <3.00 | <1.00 | <5.00 | <1.00 | <1.00 | <1.00 | <5.00 | NA | NA |
| WR-463A | | 7/25/2022 | <1.00 | <1.00 | <1.00 | <3.00 | <1.00 | <5.00 | <1.00 | <1.00 | <1.00 | <5.00 | NA | NA |
| WR-463A | | 11/29/2022 | <1.00 | <1.00 | <1.00 | <3.00 | <1.00 | <5.00 | <1.00 | <1.00 | <1.00 | <5.00 | NA | NA |
| WR-463A | | 1/30/2023 | <1.00 | <1.00 | <1.00 | <3.00 | <1.00 | <5.00 | <1.00 | <1.00 | <1.00 | <5.00 | NA | NA |
| WR-463A | | 4/18/2023 | <1.00 | <1.00 | <1.00 | <3.00 | <1.00 | <5.00 | <1.00 | <1.00 | <1.00 | <5.00 | NA | NA |
| WR-463A | | 8/10/2023 | <1.00 | <1.00 | <1.00 | <3.00 | <1.00 | <5.00 | <1.00 | <1.00 | <1.00 | <5.00 | NA | NA |
| WR-463A | | 10/25/2023 | <1.00 | <1.00 | <1.00 | <3.00 | <1.00 | <5.00 | <1.00 | <1.00 | <1.00 | <5.00 | NA | NA |
| WR-463A | | 3/6/2024 | <1.00 | <1.00 | <1.00 | <3.00 | <1.00 | <5.00 | <1.00 | <1.00 | <1.00 | <5.00 | NA | NA |
| WR-463A | | 5/21/2024 | <1.00 | <1.00 | <1.00 | <3.00 | <1.00 | <5.00 | <1.00 | <1.00 | <1.00 | <5.00 | NA | NA |
| *WR-464A* | | *4/24/2007* | *<0.5* | *<0.5* | *<0.5* | *<0.5* | *52* | *NA* | *1.3* | *<0.5* | *<0.5* | *<0.5* | *NA* | *NA* |
| *WR-464A* | | *10/9/2007* | *<0.5* | *<0.5* | *<0.5* | *<0.5* | *47.5* | *NA* | *1.2* | *<0.5* | *<0.5* | *<0.5* | *NA* | *NA* |
| *WR-464A* | | *1/7/2008* | *<0.5* | *<0.5* | *<0.5* | *<0.5* | *75.2* | *NA* | *1.2* | *<0.5* | *<0.5* | *<0.5* | *NA* | *NA* |
| *WR-464A* | | *4/30/2008* | *<0.5* | *<0.5* | *<0.5* | *<0.5* | *160* | *NA* | *1.1* | *<0.5* | *<0.5* | *<0.5* | *NA* | *NA* |
| *WR-464A* | | *7/1/2008* | *<0.5* | *<0.5* | *<0.5* | *<0.5* | *202* | *NA* | *1.3* | *<0.5* | *<0.5* | *<0.5* | *NA* | *NA* |
| *WR-464A* | | *10/9/2008* | *<0.5* | *<0.5* | *<0.5* | *<0.5* | *196* | *NA* | *1.2* | *<0.5* | *<0.5* | *<0.5* | *NA* | *NA* |
| *WR-464A* | | *1/7/2009* | *<0.5* | *<0.5* | *<0.5* | *<0.5* | *654* | *NA* | *1.5* | *<0.5* | *<0.5* | *<0.5* | *NA* | *NA* |
| *WR-464A* | | *4/29/2009* | *<0.5* | *<0.5* | *<0.5* | *<0.5* | *532* | *NA* | *1.9* | *<0.5* | *<0.5* | *<0.5* | *NA* | *NA* |
| *WR-464A* | | *7/2/2009* | *<0.5* | *<0.5* | *<0.5* | *<0.5* | *324* | *NA* | *2.1* | *<0.5* | *<0.5* | *<0.5* | *NA* | *NA* |
| *WR-464A* | *Duplicate* | *7/2/2009* | *<0.5* | *<0.5* | *<0.5* | *<0.5* | *314* | *NA* | *2.0* | *<0.5* | *<0.5* | *<0.5* | *NA* | *NA* |
| *WR-464A* | | *10/14/2009* | *<0.5* | *<0.5* | *<0.5* | *<0.5* | *92.8* | *NA* | *1.5* | *<0.5* | *<0.5* | *<0.5* | *NA* | *NA* |
| *WR-464A* | | *1/5/2010* | *<0.5* | *<0.5* | *<0.5* | *<0.5* | *75* | *NA* | *0.9* | *<0.5* | *<0.5* | *<0.5* | *NA* | *NA* |
| *WR-464A* | | *4/28/2010* | *<0.5* | *<0.5* | *<0.5* | *<0.5* | *45.6* | *1.0* | *1.0* | *<0.5* | *<0.5* | *<0.5* | *NA* | *NA* |
| *WR-464A* | | *7/7/2010* | *<0.5* | *<0.5* | *<0.5* | *<0.5* | *51* | *NA* | *0.8* | *<0.5* | *<0.5* | *<0.5* | *NA* | *NA* |
| *WR-464A* | | *10/18/2010* | *<0.5* | *<0.5* | *<0.5* | *<0.5* | *59.4* | *1.2* | *0.7* | *<0.5* | *<0.5* | *<0.5* | *NA* | *NA* |
| *WR-464A* | | *1/5/2011* | *<0.5* | *<0.5* | *<0.5* | *<0.5* | *355* | *3.2* | *0.7* | *<0.5* | *<0.5* | *<0.5* | *NA* | *NA* |
| *WR-464A* | | *4/27/2011* | *0.9* | *<0.5* | *<0.5* | *<0.5* | *501* | *NA* | *0.8* | *<0.5* | *<0.5* | *<0.5* | *NA* | *NA* |
| *WR-464A* | | *7/7/2011* | *0.8* | *<0.5* | *<0.5* | *<0.5* | *194* | *NA* | *0.7* | *<0.5* | *<0.5* | *<0.5* | *NA* | *NA* |
| *WR-464A* | | *10/26/2011* | *<5.0* | *<5.0* | *<5.0* | *<5.0* | *72.5* | *NA* | *<5.0* | *<5.0* | *<5.0* | *<5.0* | *NA* | *NA* |
| *WR-464A* | | *1/4/2012* | *3.77* | *<2.0* | *<2.0* | *<1.0* | *112* | *36.4* | *<1.0* | *<0.5* | *<0.5* | *<2.0* | *NA* | *NA* |
| *WR-464A* | | *4/18/2012* | ***12*** | *<2.0* | *<2.0* | *<1.0* | *283* | *<10* | *0.79* | *<0.5* | *<0.5* | *<2.0* | *NA* | *NA* |

| Well ID | Quality Control Sample | Sample Date | Benzene (µg/L) | Toluene (µg/L) | Ethylbenzene (µg/L) | Xylenes, Total (µg/L) | MTBE (µg/L) | TBA (µg/L) | PCE (µg/L) | TCE (µg/L) | C12DCE (µg/L) | $CCl_2F_2$ (µg/L) | TPH (µg/L) | PAH (µg/L) |
|---|---|---|---|---|---|---|---|---|---|---|---|---|---|---|
| Arizona AWQS (µg/L) | | | 5 | 1,000 | 700 | 10,000 | N/A | N/A | 5 | 5 | 70 | N/A | N/A | N/A |
| WR-464A | | 7/3/2012 | **16** | <1.0 | <1.0 | <2.0 | 440 | <50 | <1.0 | <1.0 | <1.0 | <1.0 | NA | NA |
| WR-464A | | 10/25/2012 | **21** | <1.0 | <1.0 | <3.0 | 470 | 18 | <1.0 | <1.0 | <1.0 | <1.0 | NA | NA |
| WR-464A | | 2/1/2013 | **25** | <1.0 | <1.0 | <3.0 | 490 | 19 | <1.0 | <1.0 | <1.0 | <1.0 | NA | NA |
| WR-464A | | 4/23/2013 | **19** | <2.0 | <2.0 | <10 | 500 | <50 | <2.0 | <2.0 | <2.0 | <5.0 | NA | NA |
| WR-464A | | 7/2/2013 | **23** | <2.0 | <2.0 | <10 | 1,000 | 41 | 0.49 | <2.0 | <2.0 | <5.0 | NA | NA |
| WR-464A | | 10/21/2013 | **13.1** | <10 | <10 | <20 | 668 | <100 | <10 | <10 | <10 | <10 | NA | NA |
| WR-464A | | 1/28/2014 | **8.1** | <2.0 | <2.0 | <10 | 740 | 19 | 0.56 | <2.0 | <2.0 | <5.0 | NA | NA |
| WR-464A | | 4/21/2014 | 4.5 | <2.0 | <2.0 | <10 | 650 | 24 | 0.73 | <2.0 | <2.0 | <5.0 | NA | NA |
| WR-464A | | 7/30/2014 | 2.2 | <2.0 | <2.0 | <10 | 590 | 26 | 0.76 | <2.0 | <2.0 | <5.0 | NA | NA |
| WR-464A | | 10/22/2014 | <1.0 | <1.0 | <1.0 | <2.0 | 417 | <100 | <1.0 | <1.0 | <1.0 | <1.0 | NA | NA |
| WR-464A | | 1/26/2015 | 0.34 | <2.0 | <2.0 | <10 | 300 | 20 | 0.52 | <2.0 | <2.0 | <5.0 | NA | NA |
| WR-464A | | 4/21/2015 | <2.0 | <2.0 | <2.0 | <10 | 430 | <50 | <2.0 | <2.0 | <2.0 | <5.0 | NA | NA |
| WR-464A | | 1/25/2016 | <2.0 | <2.0 | <2.0 | <10 | 180 | 18 | 0.77 | <2.0 | <2.0 | <5.0 | NA | NA |
| WR-464A | | 4/20/2016 | <2.0 | <2.0 | <2.0 | <10 | 260 | <50 | <2.0 | <2.0 | <2.0 | <5.0 | NA | NA |
| WR-464A | | 7/27/2016 | <2.0 | <2.0 | <2.0 | <10 | 120 | <50 | <2.0 | <2.0 | <2.0 | <5.0 | NA | NA |
| WR-464A | | 10/19/2016 | <0.50 | <0.50 | <0.50 | <1.5 | 83 | <50 | 0.80 | <0.50 | <0.50 | <0.50 | NA | NA |
| WR-464A | | 1/31/2017 | <0.50 | <0.50 | <0.50 | <1.5 | 120 | 58 | 0.93 | <0.50 | <0.50 | <0.50 | NA | NA |
| WR-464A | | 5/24/2017 | <0.50 | <0.50 | <0.50 | <1.5 | 260 | 160 | 1.5 | <0.50 | <0.50 | <0.50 | NA | NA |
| WR-464A | | 7/27/2017 | <1.2* | <2.8* | <3.2* | <8.6* | 4,200* | 1,500* | <1.8* | <2.4* | <2.1* | <1.5* | NA | NA |
| WR-464A | | 11/29/2017 | <0.50 | <0.50 | <0.50 | <1.5 | 160 | 330 | 2.5 | <0.50 | <0.50 | <0.50 | NA | NA |
| WR-464A | | 1/31/2018 | <0.50 | <0.50 | <0.50 | <1.5 | 130 | 340 | 2.5 | <0.50 | <0.50 | <0.50 | NA | NA |
| WR-464A | | 5/24/2018 | <0.50 | <0.50 | <0.50 | <1.5 | 73 | 280 | 2.6 | <0.50 | <0.50 | 0.28 | NA | NA |
| WR-464A | | 7/26/2018 | <0.50 | <0.50 | <0.50 | <1.5 | 86 | 260 | 2.1 | <0.50 | <0.50 | <0.50 | NA | NA |
| WR-464A | | 10/31/2018 | <0.50 | <0.50 | <0.50 | <1.5 | 64 | 250** | 2.3 | <0.50 | <0.50 | 0.29 | NA | NA |
| WR-464A | | 4/25/2019 | <2.0 | <2.0 | <2.0 | <10 | 17 | 120 | 2.6 | <2.0 | <2.0 | <5.0 | NA | NA |
| WR-464A | Duplicate | 4/25/2019 | <2.0 | <2.0 | <2.0 | <10 | 21 | 150 | 3.5 | <2.0 | <2.0 | 0.36 | NA | NA |
| WR-464A | | 8/8/2019 | <1.00 | <1.00 | <1.00 | <3.00 | 5.44 | 56.9 | 2.14 | <1.00 | <1.00 | <5.00 | NA | NA |
| WR-464A | | 10/30/2019 | <1.00 | <1.00 | <1.00 | <3.00 | <1.00 | 19.5 | 2.24 | <1.00 | <1.00 | <5.00 | NA | NA |
| WR-464A | | 1/29/2020 | <1.00 | <1.00 | <1.00 | <3.00 | 1.82 | 11.5 | 1.71 | <1.00 | <1.00 | <5.00 | NA | NA |
| WR-464A | Duplicate | 1/29/2020 | <1.00 | <1.00 | <1.00 | <3.00 | 1.55 | 8.03 | 1.35 | <1.00 | <1.00 | <5.00 | NA | NA |
| WR-464A | | 4/15/2020 | <1.00 | <1.00 | <1.00 | <3.00 | 1.72 | 17.2 | 2.26 | <1.00 | <1.00 | <5.00 | NA | NA |
| WR-464A | | 7/29/2020 | <1.00 | <1.00 | <1.00 | <3.00 | 8.33 | 65.0 | 1.59 | <1.00 | <1.00 | <5.00 | NA | NA |
| WR-464A | | 11/11/2020 | <1.00 | <1.00 | <1.00 | <3.00 | 2.54 | 21.0 | 1.34 | <1.00 | <1.00 | <5.00 | NA | NA |

| Well ID | Quality Control Sample | Sample Date | Benzene (µg/L) | Toluene (µg/L) | Ethylbenzene (µg/L) | Xylenes, Total (µg/L) | MTBE (µg/L) | TBA (µg/L) | PCE (µg/L) | TCE (µg/L) | C12DCE (µg/L) | $CCl_2F_2$ (µg/L) | TPH (µg/L) | PAH (µg/L) |
|---|---|---|---|---|---|---|---|---|---|---|---|---|---|---|
| Arizona AWQS (µg/L) | | | 5 | 1,000 | 700 | 10,000 | N/A | N/A | 5 | 5 | 70 | N/A | N/A | N/A |
| WR-464A | | 2/3/2021 | <1.00 | <1.00 | <1.00 | <3.00 | 18.7 | 89.4 | <1.00 | <1.00 | <1.00 | <5.00 | NA | NA |
| WR-464A | | 4/21/2021 | <1.00 | <1.00 | <1.00 | <3.00 | 7.47 | 7.28 | <1.00 | <1.00 | <1.00 | <5.00 | NA | NA |
| WR-464A | | 7/15/2021 | <1.00 | <1.00 | <1.00 | <3.00 | <1.00 | <5.00 | <1.00 | <1.00 | <1.00 | <5.00 | NA | NA |
| WR-464A | | 10/26/2021 | <1.00 | <1.00 | <1.00 | <3.00 | 5.74 | 7.57 | <1.00 | <1.00 | <1.00 | <5.00 | NA | NA |
| WR-464A | | 1/13/2022 | <1.00 | <1.00 | <1.00 | <3.00 | 35.7 | 84.1 | <1.00 | <1.00 | <1.00 | <5.00 | NA | NA |
| WR-464A | | 4/19/2022 | <1.00 | <1.00 | <1.00 | <3.00 | 37.6 | 147 | <1.00 | <1.00 | <1.00 | <5.00 | NA | NA |
| WR-464A | | 7/26/2022 | <1.00 | <1.00 | <1.00 | <3.00 | 41.5 | 121 | <1.00 | <1.00 | <1.00 | <5.00 | NA | NA |
| WR-464A | | 11/30/2022 | <1.00 | <1.00 | <1.00 | <3.00 | 78.5 | 267 | <1.00 | <1.00 | <1.00 | <5.00 | NA | NA |
| WR-464A | | 1/31/2023 | <1.00 | <1.00 | <1.00 | <3.00 | 112 | 479 | <1.00 | <1.00 | <1.00 | <5.00 | NA | NA |
| WR-464A | | 4/19/2023 | <1.00 | <1.00 | <1.00 | <3.00 | 122 | 651 | <1.00 | <1.00 | <1.00 | <5.00 | NA | NA |
| WR-464A | | 8/11/2023 | <1.00 | <1.00 | <1.00 | <3.00 | 68.6 | 405 | <1.00 | <1.00 | <1.00 | <5.00 | NA | NA |
| WR-464A | | 10/25/2023 | <1.00 | <1.00 | <1.00 | <3.00 | 55.1 | 380 | <1.00 | <1.00 | <1.00 | <5.00 | NA | NA |
| WR-464A | Duplicate | 10/25/2023 | <1.00 | <1.00 | <1.00 | <3.00 | 54.1 | 374 | <1.00 | <1.00 | <1.00 | <5.00 | NA | NA |
| WR-464A | | 3/7/2024 | <1.00 | <1.00 | <1.00 | <3.00 | 27.3 | 142 | <1.00 | <1.00 | <1.00 | <5.00 | NA | NA |
| WR-464A | Duplicate | 3/7/2024 | <1.00 | <1.00 | <1.00 | <3.00 | 27.1 | 137 | <1.00 | <1.00 | <1.00 | <5.00 | NA | NA |
| WR-464A | | 5/22/2024 | <1.00 | <1.00 | <1.00 | <3.00 | 27.8 | 191 | <1.00 | <1.00 | <1.00 | <5.00 | NA | NA |
| *WR-467A* | | *4/25/2007* | *<0.5* | *<0.5* | *<0.5* | *<0.5* | *145* | *NA* | *<0.5* | *<0.5* | *<0.5* | *<0.5* | *NA* | *NA* |
| *WR-467A* | | *10/9/2007* | *<0.5* | *<0.5* | *<0.5* | *<0.5* | *297* | *NA* | *<0.5* | *<0.5* | *<0.5* | *<0.5* | *NA* | *NA* |
| *WR-467A* | | *1/7/2008* | *<0.5* | *<0.5* | *<0.5* | *<0.5* | *469* | *NA* | *<0.5* | *<0.5* | *<0.5* | *<0.5* | *NA* | *NA* |
| *WR-467A* | *Duplicate* | *1/7/2008* | *<0.5* | *<0.5* | *<0.5* | *<0.5* | *461* | *NA* | *<0.5* | *<0.5* | *<0.5* | *<0.5* | *NA* | *NA* |
| *WR-467A* | | *4/29/2008* | *<0.5* | *<0.5* | *<0.5* | *<0.5* | *567* | *NA* | *<0.5* | *<0.5* | *NA* | *NA* | *NA* | *NA* |
| *WR-467A* | | *7/1/2008* | *<0.5* | *<0.5* | *<0.5* | *<0.5* | *1,800* | *NA* | *<0.5* | *<0.5* | *<0.5* | *<0.5* | *NA* | *NA* |
| *WR-467A* | *Duplicate* | *7/1/2008* | *<0.5* | *<0.5* | *<0.5* | *<0.5* | *2,420* | *NA* | *<0.5* | *<0.5* | *<0.5* | *<0.5* | *NA* | *NA* |
| *WR-467A* | | *10/9/2008* | *0.8* | *<0.5* | *<0.5* | *<0.5* | *414* | *NA* | *<0.5* | *<0.5* | *<0.5* | *<0.5* | *NA* | *NA* |
| *WR-467A* | | *1/7/2009* | *<0.5* | *<0.5* | *<0.5* | *<0.5* | *1,520* | *NA* | *<0.5* | *<0.5* | *<0.5* | *<0.5* | *NA* | *NA* |
| *WR-467A* | | *4/28/2009* | ***11.3*** | *<0.5* | *<0.5* | *<0.5* | *797* | *NA* | *<0.5* | *<0.5* | *<0.5* | *<0.5* | *NA* | *NA* |
| *WR-467A* | | *7/2/2009* | ***43.3*** | *<0.5* | *<0.5* | *0.5* | *4,100* | *NA* | *<0.5* | *<0.5* | *<0.5* | *<0.5* | *NA* | *NA* |
| *WR-467A* | | *10/13/2009* | ***19.1*** | *<0.5* | *<0.5* | *<0.5* | *1,600* | *NA* | *<0.5* | *<0.5* | *<0.5* | *<0.5* | *NA* | *NA* |
| *WR-467A* | | *1/5/2010* | ***12.1*** | *<0.5* | *<0.5* | *<0.5* | *970* | *NA* | *<0.5* | *<0.5* | *<0.5* | *<0.5* | *NA* | *NA* |
| *WR-467A* | *Duplicate* | *1/5/2010* | ***13.5*** | *<0.5* | *<0.5* | *<0.5* | *1,030* | *NA* | *<0.5* | *<0.5* | *<0.5* | *<0.5* | *NA* | *NA* |
| *WR-467A* | | *4/27/2010* | ***6.9*** | *<0.5* | *<0.5* | *<0.5* | *635* | *3.6* | *<0.5* | *<0.5* | *<0.5* | *<0.5* | *NA* | *NA* |
| *WR-467A* | | *7/7/2010* | ***27*** | *<0.5* | *<0.5* | *<0.5* | *3,300* | *NA* | *<0.5* | *<0.5* | *<0.5* | *<0.5* | *NA* | *NA* |
| *WR-467A* | | *10/18/2010* | ***7.6*** | *<0.5* | *<0.5* | *<0.5* | *668* | *7.3* | *<0.5* | *<0.5* | *<0.5* | *<0.5* | *NA* | *NA* |

| Well ID | Quality Control Sample | Sample Date | Benzene (µg/L) | Toluene (µg/L) | Ethylbenzene (µg/L) | Xylenes, Total (µg/L) | MTBE (µg/L) | TBA (µg/L) | PCE (µg/L) | TCE (µg/L) | C12DCE (µg/L) | $CCl_2F_2$ (µg/L) | TPH (µg/L) | PAH (µg/L) |
|---|---|---|---|---|---|---|---|---|---|---|---|---|---|---|
| Arizona AWQS (µg/L) | | | 5 | 1,000 | 700 | 10,000 | N/A | N/A | 5 | 5 | 70 | N/A | N/A | N/A |
| WR-467A | | 1/5/2011 | ***9.1*** | <0.5 | <0.5 | <0.5 | 1,180 | 6.4 | <0.5 | <0.5 | <0.5 | <0.5 | NA | NA |
| WR-467A | | 5/2/2011 | ***6.2*** | <0.5 | <0.5 | <0.5 | 1,410 | NA | <0.5 | <0.5 | <0.5 | <0.5 | NA | NA |
| WR-467A | | 7/7/2011 | ***10.3*** | <0.5 | <0.5 | <0.5 | 6,920 | NA | <0.5 | <0.5 | <0.5 | <0.5 | NA | NA |
| WR-467A | | 10/26/2011 | <5.0 | <5.0 | <5.0 | <5.0 | 955 | NA | <5.0 | <5.0 | <5.0 | <5.0 | NA | NA |
| WR-467A | | 1/5/2012 | 1.82 | <2.0 | <2.0 | <1.0 | 1,220 | 306 | <1.0 | <0.5 | <0.5 | <2.0 | NA | NA |
| WR-467A | | 4/18/2012 | ***5.95*** | <2.0 | <2.0 | <1.0 | 1,700 | 16.3 | <0.5 | <0.5 | <0.5 | <2.0 | NA | NA |
| WR-467A | | 7/3/2012 | ***10*** | <1.0 | <1.0 | <2.0 | 5,800 | 62 | <1.0 | <1.0 | <1.0 | <1.0 | NA | NA |
| WR-467A | | 10/26/2012 | ***14*** | <1.0 | 1.4 | <3.0 | 3,100 | 43 | <1.0 | <1.0 | <1.0 | <1.0 | NA | NA |
| WR-467A | | 2/1/2013 | ***14*** | <1.0 | <1.0 | <3.0 | 1,100 | 16 | <1.0 | <1.0 | <1.0 | <1.0 | NA | NA |
| WR-467A | | 4/24/2013 | ***13*** | <2.0 | <2.0 | <10 | 2,100 | <50 | <2.0 | <2.0 | <2.0 | <5.0 | NA | NA |
| WR-467A | | 7/2/2013 | ***12*** | <2.0 | <2.0 | <10 | 5,000 | 150 | <2.0 | <2.0 | <2.0 | <5.0 | NA | NA |
| WR-467A | | 10/21/2013 | <50 | <50 | <50 | <100 | 3,050 | <500 | <50 | <50 | <50 | <50 | NA | NA |
| WR-467A | | 1/28/2014 | 4.0 | <2.0 | <2.0 | <10 | 2,900 | 42 | <2.0 | <2.0 | <2.0 | <5.0 | NA | NA |
| WR-467A | | 4/23/2014 | 1.9 | <2.0 | <2.0 | <10 | 3,600 | 77 | <2.0 | <2.0 | <2.0 | <5.0 | NA | NA |
| WR-467A | | 7/30/2014 | 1.6 | <2.0 | <2.0 | <10 | 9,300 | 220 | <2.0 | <2.0 | <2.0 | <5.0 | NA | NA |
| WR-467A | | 10/22/2014 | <1.0 | <1.0 | <1.0 | <2.0 | 1,060 | <500 | <1.0 | <1.0 | <1.0 | <1.0 | NA | NA |
| WR-467A | | 1/27/2015 | <2.0 | <2.0 | <2.0 | <10 | 720 | 62 | <2.0 | <2.0 | <2.0 | <5.0 | NA | NA |
| WR-467A | | 4/23/2015 | <2.0 | <2.0 | <2.0 | <10 | 870 | 56 | <2.0 | <2.0 | <2.0 | <5.0 | NA | NA |
| WR-467A | | 1/26/2016 | <2.0 | <2.0 | <2.0 | <10 | 410 | 110 | <2.0 | <2.0 | <2.0 | <5.0 | NA | NA |
| WR-467A | | 4/21/2016 | <2.0 | <2.0 | <2.0 | <10 | 580 | 220 | <2.0 | <2.0 | <2.0 | <5.0 | NA | NA |
| WR-467A | | 7/26/2016 | <20 | <20 | <20 | <100 | 1,200 | 950 | <20 | <20 | <20 | <50 | NA | NA |
| WR-467A | | 10/20/2016 | <0.50 | <0.50 | <0.50 | <1.5 | 440 | 650 | <0.50 | <0.50 | <0.50 | <0.50 | NA | NA |
| WR-467A | | 1/31/2017 | <0.50 | <0.50 | <0.50 | <1.5 | 53 | 54 | <0.50 | <0.50 | <0.50 | <0.50 | NA | NA |
| WR-467A | | 5/23/2017 | <0.50 | <0.50 | <0.50 | <1.5 | 92 | 110 | <0.50 | <0.50 | <0.50 | <0.50 | NA | NA |
| WR-467A | | 7/26/2017 | <1.2* | <2.8* | <3.2* | <8.6* | 60,000* | 12,000* | <1.8* | <2.4* | <2.1* | <1.5* | NA | NA |
| WR-467A | | 11/28/2017 | <0.50 | <0.50 | <0.50 | <1.5 | 160 | 260 | <0.50 | <0.50 | <0.50 | <0.50 | NA | NA |
| WR-467A | | 1/31/2018 | <0.50 | <0.50 | <0.50 | <1.5 | 100 | 170 | <0.50 | <0.50 | <0.50 | <0.50 | NA | NA |
| WR-467A | | 5/25/2018 | <0.50 | <0.50 | <0.50 | <1.5 | 120 | 170 | <0.50 | <0.50 | <0.50 | <0.50 | NA | NA |
| WR-467A | | 7/25/2018 | <0.50 | <0.50 | <0.50 | <1.5 | 100 | 69 | <0.50 | <0.50 | <0.50 | <0.50 | NA | NA |
| WR-467A | | 10/31/2018 | <0.50 | <0.50 | <0.50 | <1.5 | 71 | 87 | 0.19 | <0.50 | <0.50 | <0.50 | NA | NA |
| WR-467A | | 4/25/2019 | <2.0 | <2.0 | <2.0 | <10 | 53 | 130 | 0.46 | <2.0 | <2.0 | <5.0 | NA | NA |
| WR-467A | | 8/8/2019 | <1.00 | <1.00 | <1.00 | <3.00 | 419 | 1,790 | <1.00 | <1.00 | <1.00 | <5.00 | NA | NA |
| WR-467A | | 10/30/2019 | <1.00 | <1.00 | <1.00 | <3.00 | 300 | 996 | <1.00 | <1.00 | <1.00 | <5.00 | NA | NA |

ARCADIS

| Well ID | Quality Control Sample | Sample Date | Benzene (µg/L) | Toluene (µg/L) | Ethylbenzene (µg/L) | Xylenes, Total (µg/L) | MTBE (µg/L) | TBA (µg/L) | PCE (µg/L) | TCE (µg/L) | C12DCE (µg/L) | $CCl_2F_2$ (µg/L) | TPH (µg/L) | PAH (µg/L) |
|---|---|---|---|---|---|---|---|---|---|---|---|---|---|---|
| Arizona AWQS (µg/L) | | | 5 | 1,000 | 700 | 10,000 | N/A | N/A | 5 | 5 | 70 | N/A | N/A | N/A |
| WR-467A | | 1/29/2020 | <1.00 | <1.00 | <1.00 | <3.00 | 121 | 373 | <1.00 | <1.00 | <1.00 | <5.00 | NA | NA |
| WR-467A | | 4/14/2020 | <1.00 | <1.00 | <1.00 | <3.00 | 176 | 826 | <1.00 | <1.00 | <1.00 | <5.00 | NA | NA |
| WR-467A | | 7/29/2020 | <10.0 | <10.0 | <10.0 | <30.0 | 447 | 3,010 | <10.0 | <10.0 | <10.0 | <50.0 | NA | NA |
| WR-467A | Duplicate | 7/29/2020 | <10.0 | <10.0 | <10.0 | <30.0 | 436 | 2,840 | <10.0 | <10.0 | <10.0 | <50.0 | NA | NA |
| WR-467A | | 11/11/2020 | <10.0 | <10.0 | <10.0 | <30.0 | 800 | <50.0 | <10.0 | <10.0 | <10.0 | <50.0 | NA | NA |
| WR-467A | | 2/3/2021 | <10.0 | <10.0 | <10.0 | <30.0 | 81.1 | 1,050 | <10.0 | <10.0 | <10.0 | <50.0 | NA | NA |
| WR-467A | | 4/21/2021 | <10.0 | <10.0 | <10.0 | <30.0 | 79.2 | 374 | <10.0 | <10.0 | <10.0 | <50.0 | NA | NA |
| WR-467A | | 7/22/2021 | <10.0 | <10.0 | <10.0 | <30.0 | 179 | 1,500 | <10.0 | <10.0 | <10.0 | <50.0 | NA | NA |
| WR-467A | | 10/26/2021 | <10.0 | <10.0 | <10.0 | <30.0 | 181 | 906 | <10.0 | <10.0 | <10.0 | <50.0 | NA | NA |
| WR-467A | | 1/13/2022 | <1.00 | <1.00 | <1.00 | <3.00 | 66.2 | 361 | <1.00 | <1.00 | <1.00 | <5.00 | NA | NA |
| WR-467A | | 4/19/2022 | <1.00 | <1.00 | <1.00 | <3.00 | 3.04 | 23.7 | <1.00 | <1.00 | <1.00 | <5.00 | NA | NA |
| WR-467A | | 7/26/2022 | <1.00 | <1.00 | <1.00 | <3.00 | <1.00 | 20.1 | <1.00 | <1.00 | <1.00 | <5.00 | NA | NA |
| WR-467A | | 11/30/2022 | <1.00 | <1.00 | <1.00 | <3.00 | <1.00 | 14.6 | <1.00 | <1.00 | <1.00 | <5.00 | NA | NA |
| WR-467A | | 1/31/2023 | <1.00 | <1.00 | <1.00 | <3.00 | <1.00 | 13.3 | <1.00 | <1.00 | <1.00 | <5.00 | NA | NA |
| WR-467A | | 4/19/2023 | <1.00 | <1.00 | <1.00 | <3.00 | <1.00 | <5.00 | <1.00 | <1.00 | <1.00 | <5.00 | NA | NA |
| WR-467A | Duplicate | 4/19/2023 | <1.00 | <1.00 | <1.00 | <3.00 | <1.00 | <5.00 | <1.00 | <1.00 | <1.00 | <5.00 | NA | NA |
| WR-467A | | 8/11/2023 | <1.00 | <1.00 | <1.00 | <3.00 | <1.00 | 5.84 | <1.00 | <1.00 | <1.00 | <5.00 | NA | NA |
| WR-467A | Duplicate | 8/11/2023 | <1.00 | <1.00 | <1.00 | <3.00 | <1.00 | <5.00 | <1.00 | <1.00 | <1.00 | <5.00 | NA | NA |
| WR-467A | | 10/26/2023 | <1.00 | <1.00 | <1.00 | <3.00 | <1.00 | <5.00 | <1.00 | <1.00 | <1.00 | <5.00 | NA | NA |
| WR-467A | | 3/7/2024 | <1.00 | <1.00 | <1.00 | <3.00 | <1.00 | <5.00 | <1.00 | <1.00 | <1.00 | <5.00 | NA | NA |
| WR-467A | | 5/22/2024 | <1.00 | <1.00 | <1.00 | <3.00 | <1.00 | <5.00 | <1.00 | <1.00 | <1.00 | <5.00 | NA | NA |

**NOTES**

- Results displayed in **bold** exceed the Arizona Aquifer Water Quality Standard (AWQS).
- Samples displayed in italics indicate wells sampled by the City of Tucson.
- Samples collected up through April 2013 were collected via three-volume purging; samples collected from July 2013 onward were collected via low-flow purging.
- MTBE = Methyl tert-butyl ether.
- PCE = Tetrachloroethene.
- TCE = Trichloroethene.
- C12DCE = cis-1,2-dichloroethene.
- $CCl_2F_2$ = Dichlorodifluoromethane.
- TBA = Tert-butyl alcohol.
- TPH = Total petroleum hydrocarbons.
- PAH = Polynuclear aromatic hydrocarbons.
- < = Analyte concentration below displayed detection limit.
- ND = Analyte not detected; detection limit unknown.
- NA = Not analyzed.
- N/A = AWQS not applicable; no standard exists.
- * = Result is considered to be anomalous.
- ** = Result represents concentration from re-sampling on 11/27/2018.

# Appendix E

## Laboratory Analytical Reports, First and Second Quarter 2024

# ANALYTICAL REPORT

March 13, 2024



## Kinder Morgan - Rocklin, CA-AZ Work

| | |
|---|---|
| Sample Delivery Group: | L1711557 |
| Samples Received: | 03/05/2024 |
| Project Number: | 30207116 |
| Description: | KMEP Silvercroft Wash |
| Site: | SILVERCROFT WASH |
| Report To: | Bob Forsberg<br>410 N.44th Street<br>Suite 1000<br>Phoenix, AZ 85008 |

Entire Report Reviewed By:

Shane Gambill
Project Manager

Results relate only to the items tested or calibrated and are reported as rounded values. This test report shall not be reproduced, except in full, without written approval of the laboratory. Where applicable, sampling conducted by Pace Analytical National is performed per guidance provided in laboratory standard operating procedures ENV-SOP-MTJL-0067 and ENV-SOP-MTJL-0068. Where sampling conducted by the customer, results relate to the accuracy of the information provided, and as the samples are received.

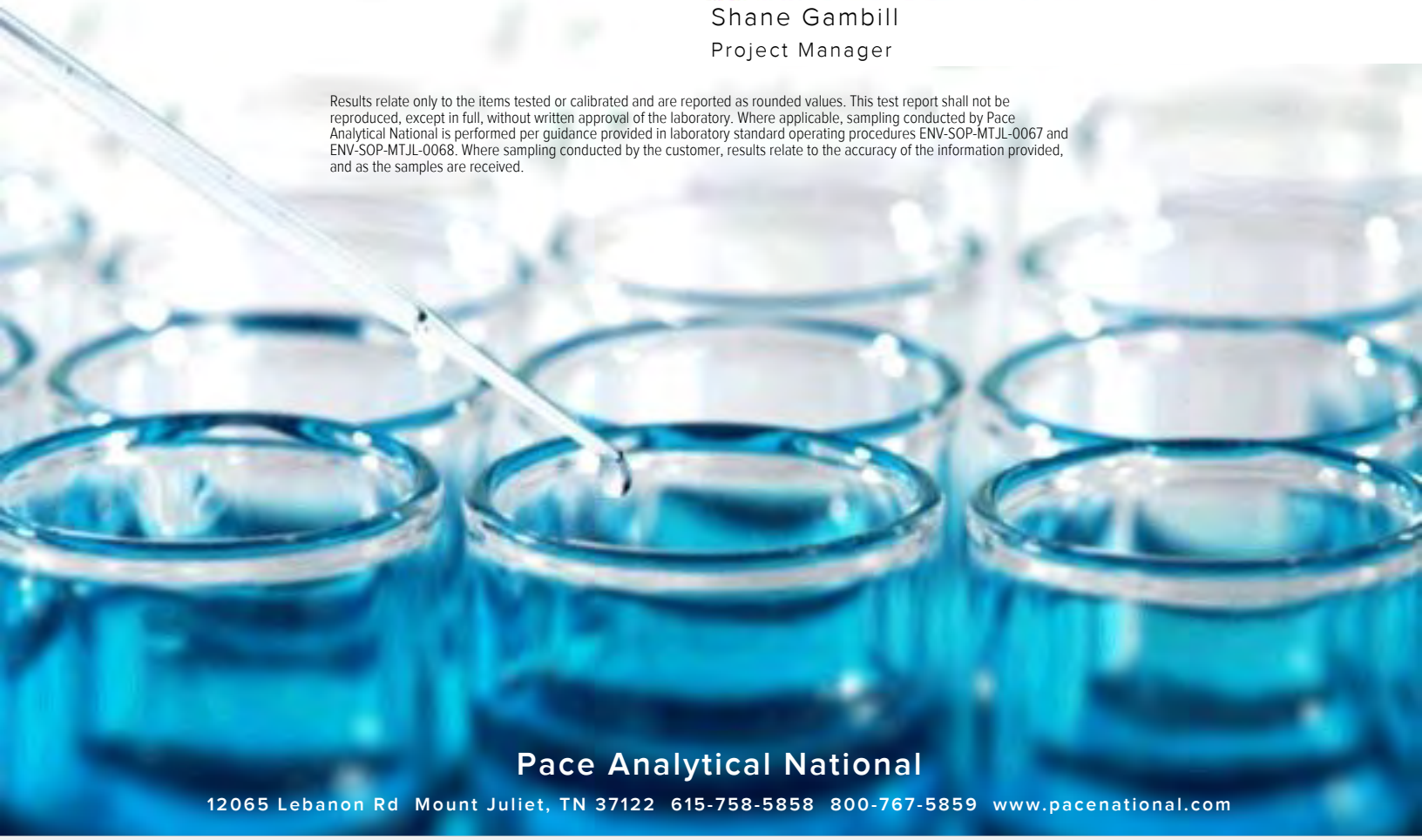

**Pace Analytical National**
12065 Lebanon Rd Mount Juliet, TN 37122 615-758-5858 800-767-5859 www.pacenational.com

# TABLE OF CONTENTS


Cp: Cover Page 1

Tc: Table of Contents 2

Ss: Sample Summary 3

Cn: Case Narrative 4

Sr: Sample Results 5

MW-30 L1711557-01 5

MW-22 L1711557-02 7

MW-21 L1711557-03 9

MW-20 L1711557-04 11

TRIP BLANK L1711557-05 13

Qc: Quality Control Summary 15

Gravimetric Analysis by Method 2540 C-2011 15

Wet Chemistry by Method 9056A 16

Metals (ICP) by Method 6010D 18

Volatile Organic Compounds (GC) by Method RSK175 19

Volatile Organic Compounds (GC/MS) by Method 8260B 21

Is: Internal Standard Summary 27

Volatile Organic Compounds (GC/MS) by Method 8260B 27

Gl: Glossary of Terms 28

Al: Accreditations & Locations 29

Sc: Sample Chain of Custody 30

## MW-30 L1711557-01 GW

Collected by: MS/SXA | Collected date/time: 03/04/24 11:20 | Received date/time: 03/05/24 09:00

| Method | Batch | Dilution | Preparation date/time | Analysis date/time | Analyst | Location |
|---|---|---|---|---|---|---|
| Gravimetric Analysis by Method 2540 C-2011 | WG2242150 | 1 | 03/07/24 17:56 | 03/10/24 11:28 | ARD | Mt. Juliet, TN |
| Wet Chemistry by Method 9056A | WG2239630 | 1 | 03/05/24 18:06 | 03/05/24 18:06 | GEB | Mt. Juliet, TN |
| Metals (ICP) by Method 6010D | WG2240542 | 1 | 03/07/24 08:17 | 03/08/24 16:16 | JTM | Mt. Juliet, TN |
| Volatile Organic Compounds (GC) by Method RSK175 | WG2240518 | 1 | 03/06/24 11:27 | 03/06/24 11:27 | CCM | Mt. Juliet, TN |
| Volatile Organic Compounds (GC/MS) by Method 8260B | WG2240594 | 1 | 03/06/24 12:26 | 03/06/24 12:26 | JCP | Mt. Juliet, TN |

## MW-22 L1711557-02 GW

Collected by: MS/SXA | Collected date/time: 03/04/24 12:15 | Received date/time: 03/05/24 09:00

| Method | Batch | Dilution | Preparation date/time | Analysis date/time | Analyst | Location |
|---|---|---|---|---|---|---|
| Gravimetric Analysis by Method 2540 C-2011 | WG2242150 | 1 | 03/07/24 17:56 | 03/10/24 11:28 | ARD | Mt. Juliet, TN |
| Wet Chemistry by Method 9056A | WG2239630 | 1 | 03/05/24 18:56 | 03/05/24 18:56 | GEB | Mt. Juliet, TN |
| Wet Chemistry by Method 9056A | WG2239630 | 5 | 03/05/24 19:09 | 03/05/24 19:09 | GEB | Mt. Juliet, TN |
| Metals (ICP) by Method 6010D | WG2240542 | 1 | 03/07/24 08:17 | 03/08/24 16:30 | JTM | Mt. Juliet, TN |
| Volatile Organic Compounds (GC) by Method RSK175 | WG2240518 | 1 | 03/06/24 11:30 | 03/06/24 11:30 | CCM | Mt. Juliet, TN |
| Volatile Organic Compounds (GC/MS) by Method 8260B | WG2240594 | 1 | 03/06/24 12:47 | 03/06/24 12:47 | JCP | Mt. Juliet, TN |

## MW-21 L1711557-03 GW

Collected by: MS/SXA | Collected date/time: 03/04/24 13:01 | Received date/time: 03/05/24 09:00

| Method | Batch | Dilution | Preparation date/time | Analysis date/time | Analyst | Location |
|---|---|---|---|---|---|---|
| Gravimetric Analysis by Method 2540 C-2011 | WG2242150 | 1 | 03/07/24 17:56 | 03/10/24 11:28 | ARD | Mt. Juliet, TN |
| Wet Chemistry by Method 9056A | WG2239630 | 1 | 03/05/24 19:46 | 03/05/24 19:46 | GEB | Mt. Juliet, TN |
| Metals (ICP) by Method 6010D | WG2240542 | 1 | 03/07/24 08:17 | 03/08/24 16:31 | JTM | Mt. Juliet, TN |
| Volatile Organic Compounds (GC) by Method RSK175 | WG2240518 | 1 | 03/06/24 11:33 | 03/06/24 11:33 | CCM | Mt. Juliet, TN |
| Volatile Organic Compounds (GC/MS) by Method 8260B | WG2240594 | 1 | 03/06/24 13:07 | 03/06/24 13:07 | JCP | Mt. Juliet, TN |

## MW-20 L1711557-04 GW

Collected by: MS/SXA | Collected date/time: 03/04/24 13:55 | Received date/time: 03/05/24 09:00

| Method | Batch | Dilution | Preparation date/time | Analysis date/time | Analyst | Location |
|---|---|---|---|---|---|---|
| Gravimetric Analysis by Method 2540 C-2011 | WG2242150 | 1 | 03/07/24 17:56 | 03/10/24 11:28 | ARD | Mt. Juliet, TN |
| Wet Chemistry by Method 9056A | WG2239630 | 1 | 03/05/24 20:12 | 03/05/24 20:12 | GEB | Mt. Juliet, TN |
| Wet Chemistry by Method 9056A | WG2239630 | 5 | 03/05/24 20:24 | 03/05/24 20:24 | GEB | Mt. Juliet, TN |
| Metals (ICP) by Method 6010D | WG2240542 | 1 | 03/07/24 08:17 | 03/08/24 16:33 | JTM | Mt. Juliet, TN |
| Volatile Organic Compounds (GC) by Method RSK175 | WG2240518 | 1 | 03/06/24 11:35 | 03/06/24 11:35 | CCM | Mt. Juliet, TN |
| Volatile Organic Compounds (GC/MS) by Method 8260B | WG2240594 | 1 | 03/06/24 13:28 | 03/06/24 13:28 | JCP | Mt. Juliet, TN |

## TRIP BLANK L1711557-05 GW

Collected by: MS/SXA | Collected date/time: 03/04/24 00:00 | Received date/time: 03/05/24 09:00

| Method | Batch | Dilution | Preparation date/time | Analysis date/time | Analyst | Location |
|---|---|---|---|---|---|---|
| Volatile Organic Compounds (GC/MS) by Method 8260B | WG2240594 | 1 | 03/06/24 10:04 | 03/06/24 10:04 | JCP | Mt. Juliet, TN |

# CASE NARRATIVE

All sample aliquots were received at the correct temperature, in the proper containers, with the appropriate preservatives, and within method specified holding times, unless qualified or notated within the report. Where applicable, all MDL (LOD) and RDL (LOQ) values reported for environmental samples have been corrected for the dilution factor used in the analysis. All Method and Batch Quality Control are within established criteria except where addressed in this case narrative, a non-conformance form or properly qualified within the sample results. By my digital signature below, I affirm to the best of my knowledge, all problems/anomalies observed by the laboratory as having the potential to affect the quality of the data have been identified by the laboratory, and no information or data have been knowingly withheld that would affect the quality of the data.

Shane Gambill
Project Manager

## Gravimetric Analysis by Method 2540 C-2011

| Analyte | Result mg/l | Qualifier | RDL mg/l | Dilution | Analysis date / time | Batch |
|---|---|---|---|---|---|---|
| Dissolved Solids | 578 | | 10.0 | 1 | 03/10/2024 11:28 | WG2242150 |

## Wet Chemistry by Method 9056A

| Analyte | Result mg/l | Qualifier | RDL mg/l | Dilution | Analysis date / time | Batch |
|---|---|---|---|---|---|---|
| Nitrate | 3.28 | | 0.100 | 1 | 03/05/2024 18:06 | WG2239630 |
| Nitrite | ND | | 0.100 | 1 | 03/05/2024 18:06 | WG2239630 |
| Sulfate | 171 | M3 | 5.00 | 1 | 03/05/2024 18:06 | WG2239630 |

## Metals (ICP) by Method 6010D

| Analyte | Result mg/l | Qualifier | RDL mg/l | Dilution | Analysis date / time | Batch |
|---|---|---|---|---|---|---|
| Iron | ND | | 0.100 | 1 | 03/08/2024 16:16 | WG2240542 |

## Volatile Organic Compounds (GC) by Method RSK175

| Analyte | Result mg/l | Qualifier | RDL mg/l | Dilution | Analysis date / time | Batch |
|---|---|---|---|---|---|---|
| Methane | ND | | 0.0100 | 1 | 03/06/2024 11:27 | WG2240518 |
| Ethane | ND | | 0.0130 | 1 | 03/06/2024 11:27 | WG2240518 |
| Ethene | ND | | 0.0130 | 1 | 03/06/2024 11:27 | WG2240518 |

## Volatile Organic Compounds (GC/MS) by Method 8260B

| Analyte | Result mg/l | Qualifier | RDL mg/l | Dilution | Analysis date / time | Batch |
|---|---|---|---|---|---|---|
| Acetone | ND | | 0.0500 | 1 | 03/06/2024 12:26 | WG2240594 |
| Acrylonitrile | ND | | 0.0100 | 1 | 03/06/2024 12:26 | WG2240594 |
| Benzene | ND | | 0.00100 | 1 | 03/06/2024 12:26 | WG2240594 |
| Bromobenzene | ND | | 0.00100 | 1 | 03/06/2024 12:26 | WG2240594 |
| Bromochloromethane | ND | | 0.00100 | 1 | 03/06/2024 12:26 | WG2240594 |
| Bromodichloromethane | ND | | 0.00100 | 1 | 03/06/2024 12:26 | WG2240594 |
| Bromoform | ND | | 0.00100 | 1 | 03/06/2024 12:26 | WG2240594 |
| Bromomethane | ND | | 0.00500 | 1 | 03/06/2024 12:26 | WG2240594 |
| n-Butylbenzene | ND | L2 | 0.00100 | 1 | 03/06/2024 12:26 | WG2240594 |
| sec-Butylbenzene | ND | | 0.00100 | 1 | 03/06/2024 12:26 | WG2240594 |
| tert-Butylbenzene | ND | | 0.00100 | 1 | 03/06/2024 12:26 | WG2240594 |
| Carbon tetrachloride | ND | | 0.00100 | 1 | 03/06/2024 12:26 | WG2240594 |
| Carbon disulfide | ND | | 0.00100 | 1 | 03/06/2024 12:26 | WG2240594 |
| Chlorobenzene | ND | | 0.00100 | 1 | 03/06/2024 12:26 | WG2240594 |
| Chlorodibromomethane | ND | | 0.00100 | 1 | 03/06/2024 12:26 | WG2240594 |
| Chloroethane | ND | | 0.00500 | 1 | 03/06/2024 12:26 | WG2240594 |
| Chloroform | ND | | 0.00500 | 1 | 03/06/2024 12:26 | WG2240594 |
| Chloromethane | ND | | 0.00250 | 1 | 03/06/2024 12:26 | WG2240594 |
| 1,2-Dibromo-3-Chloropropane | ND | | 0.00500 | 1 | 03/06/2024 12:26 | WG2240594 |
| 1,2-Dibromoethane | ND | | 0.00100 | 1 | 03/06/2024 12:26 | WG2240594 |
| Dibromomethane | ND | | 0.00100 | 1 | 03/06/2024 12:26 | WG2240594 |
| 1,2-Dichlorobenzene | ND | | 0.00100 | 1 | 03/06/2024 12:26 | WG2240594 |
| 1,3-Dichlorobenzene | ND | | 0.00100 | 1 | 03/06/2024 12:26 | WG2240594 |
| 1,4-Dichlorobenzene | ND | | 0.00100 | 1 | 03/06/2024 12:26 | WG2240594 |
| trans-1,4-Dichloro-2-butene | ND | | 0.00250 | 1 | 03/06/2024 12:26 | WG2240594 |
| Dichlorodifluoromethane | ND | | 0.00500 | 1 | 03/06/2024 12:26 | WG2240594 |
| 1,1-Dichloroethane | ND | | 0.00100 | 1 | 03/06/2024 12:26 | WG2240594 |
| 1,2-Dichloroethane | ND | | 0.00100 | 1 | 03/06/2024 12:26 | WG2240594 |
| 1,1-Dichloroethene | ND | | 0.00100 | 1 | 03/06/2024 12:26 | WG2240594 |
| cis-1,2-Dichloroethene | ND | | 0.00100 | 1 | 03/06/2024 12:26 | WG2240594 |

## Volatile Organic Compounds (GC/MS) by Method 8260B

| Analyte | Result mg/l | Qualifier | RDL mg/l | Dilution | Analysis date / time | Batch |
|---|---|---|---|---|---|---|
| trans-1,2-Dichloroethene | ND | | 0.00100 | 1 | 03/06/2024 12:26 | WG2240594 |
| 1,2-Dichloropropane | ND | | 0.00100 | 1 | 03/06/2024 12:26 | WG2240594 |
| cis-1,3-Dichloropropene | ND | | 0.00100 | 1 | 03/06/2024 12:26 | WG2240594 |
| trans-1,3-Dichloropropene | ND | | 0.00100 | 1 | 03/06/2024 12:26 | WG2240594 |
| Ethylbenzene | ND | | 0.00100 | 1 | 03/06/2024 12:26 | WG2240594 |
| Hexachloro-1,3-butadiene | ND | | 0.00100 | 1 | 03/06/2024 12:26 | WG2240594 |
| 2-Hexanone | ND | | 0.0100 | 1 | 03/06/2024 12:26 | WG2240594 |
| 2-Butanone (MEK) | ND | | 0.0100 | 1 | 03/06/2024 12:26 | WG2240594 |
| Iodomethane | ND | | 0.0100 | 1 | 03/06/2024 12:26 | WG2240594 |
| Methylene Chloride | ND | | 0.00500 | 1 | 03/06/2024 12:26 | WG2240594 |
| 4-Methyl-2-pentanone (MIBK) | ND | | 0.0100 | 1 | 03/06/2024 12:26 | WG2240594 |
| Naphthalene | ND | | 0.00500 | 1 | 03/06/2024 12:26 | WG2240594 |
| n-Propylbenzene | ND | | 0.00100 | 1 | 03/06/2024 12:26 | WG2240594 |
| Styrene | ND | | 0.00100 | 1 | 03/06/2024 12:26 | WG2240594 |
| 1,1,1,2-Tetrachloroethane | ND | | 0.00100 | 1 | 03/06/2024 12:26 | WG2240594 |
| 1,1,2,2-Tetrachloroethane | ND | | 0.00100 | 1 | 03/06/2024 12:26 | WG2240594 |
| 1,1,2-Trichlorotrifluoroethane | ND | | 0.00100 | 1 | 03/06/2024 12:26 | WG2240594 |
| Tetrachloroethene | ND | | 0.00100 | 1 | 03/06/2024 12:26 | WG2240594 |
| Toluene | ND | | 0.00100 | 1 | 03/06/2024 12:26 | WG2240594 |
| 1,2,4-Trichlorobenzene | ND | | 0.00100 | 1 | 03/06/2024 12:26 | WG2240594 |
| 1,1,1-Trichloroethane | ND | | 0.00100 | 1 | 03/06/2024 12:26 | WG2240594 |
| 1,1,2-Trichloroethane | ND | | 0.00100 | 1 | 03/06/2024 12:26 | WG2240594 |
| Trichloroethene | ND | | 0.00100 | 1 | 03/06/2024 12:26 | WG2240594 |
| Trichlorofluoromethane | ND | | 0.00500 | 1 | 03/06/2024 12:26 | WG2240594 |
| 1,2,3-Trichloropropane | ND | | 0.00250 | 1 | 03/06/2024 12:26 | WG2240594 |
| 1,2,4-Trimethylbenzene | ND | | 0.00100 | 1 | 03/06/2024 12:26 | WG2240594 |
| 1,3,5-Trimethylbenzene | ND | | 0.00100 | 1 | 03/06/2024 12:26 | WG2240594 |
| Vinyl acetate | ND | | 0.0100 | 1 | 03/06/2024 12:26 | WG2240594 |
| Vinyl chloride | ND | | 0.00100 | 1 | 03/06/2024 12:26 | WG2240594 |
| Xylenes, Total | ND | | 0.00300 | 1 | 03/06/2024 12:26 | WG2240594 |
| Di-isopropyl ether | ND | | 0.00100 | 1 | 03/06/2024 12:26 | WG2240594 |
| Ethanol | ND | | 0.100 | 1 | 03/06/2024 12:26 | WG2240594 |
| Ethyl tert-butyl ether | ND | | 0.00100 | 1 | 03/06/2024 12:26 | WG2240594 |
| Methyl tert-butyl ether | ND | | 0.00100 | 1 | 03/06/2024 12:26 | WG2240594 |
| tert-Butyl alcohol | ND | | 0.00500 | 1 | 03/06/2024 12:26 | WG2240594 |
| tert-Amyl Methyl Ether | ND | | 0.00100 | 1 | 03/06/2024 12:26 | WG2240594 |
| *(S) Toluene-d8* | *101* | | *80.0-120* | | *03/06/2024 12:26* | WG2240594 |
| *(S) 4-Bromofluorobenzene* | *99.0* | | *77.0-126* | | *03/06/2024 12:26* | WG2240594 |
| *(S) 1,2-Dichloroethane-d4* | *96.5* | | *70.0-130* | | *03/06/2024 12:26* | WG2240594 |

1 Cp
2 Tc
3 Ss
4 Cn
5 Sr
6 Qc
7 Is
8 Gl
9 Al
10 Sc

## Gravimetric Analysis by Method 2540 C-2011

| Analyte | Result mg/l | Qualifier | RDL mg/l | Dilution | Analysis date / time | Batch |
|---|---|---|---|---|---|---|
| Dissolved Solids | 633 | | 13.3 | 1 | 03/10/2024 11:28 | WG2242150 |

## Wet Chemistry by Method 9056A

| Analyte | Result mg/l | Qualifier | RDL mg/l | Dilution | Analysis date / time | Batch |
|---|---|---|---|---|---|---|
| Nitrate | 4.06 | | 0.100 | 1 | 03/05/2024 18:56 | WG2239630 |
| Nitrite | ND | | 0.100 | 1 | 03/05/2024 18:56 | WG2239630 |
| Sulfate | 213 | | 25.0 | 5 | 03/05/2024 19:09 | WG2239630 |

## Metals (ICP) by Method 6010D

| Analyte | Result mg/l | Qualifier | RDL mg/l | Dilution | Analysis date / time | Batch |
|---|---|---|---|---|---|---|
| Iron | 0.118 | | 0.100 | 1 | 03/08/2024 16:30 | WG2240542 |

## Volatile Organic Compounds (GC) by Method RSK175

| Analyte | Result mg/l | Qualifier | RDL mg/l | Dilution | Analysis date / time | Batch |
|---|---|---|---|---|---|---|
| Methane | ND | | 0.0100 | 1 | 03/06/2024 11:30 | WG2240518 |
| Ethane | ND | | 0.0130 | 1 | 03/06/2024 11:30 | WG2240518 |
| Ethene | ND | | 0.0130 | 1 | 03/06/2024 11:30 | WG2240518 |

## Volatile Organic Compounds (GC/MS) by Method 8260B

| Analyte | Result mg/l | Qualifier | RDL mg/l | Dilution | Analysis date / time | Batch |
|---|---|---|---|---|---|---|
| Acetone | ND | | 0.0500 | 1 | 03/06/2024 12:47 | WG2240594 |
| Acrylonitrile | ND | | 0.0100 | 1 | 03/06/2024 12:47 | WG2240594 |
| Benzene | ND | | 0.00100 | 1 | 03/06/2024 12:47 | WG2240594 |
| Bromobenzene | ND | | 0.00100 | 1 | 03/06/2024 12:47 | WG2240594 |
| Bromochloromethane | ND | | 0.00100 | 1 | 03/06/2024 12:47 | WG2240594 |
| Bromodichloromethane | ND | | 0.00100 | 1 | 03/06/2024 12:47 | WG2240594 |
| Bromoform | ND | | 0.00100 | 1 | 03/06/2024 12:47 | WG2240594 |
| Bromomethane | ND | | 0.00500 | 1 | 03/06/2024 12:47 | WG2240594 |
| n-Butylbenzene | ND | L2 | 0.00100 | 1 | 03/06/2024 12:47 | WG2240594 |
| sec-Butylbenzene | ND | | 0.00100 | 1 | 03/06/2024 12:47 | WG2240594 |
| tert-Butylbenzene | ND | | 0.00100 | 1 | 03/06/2024 12:47 | WG2240594 |
| Carbon tetrachloride | ND | | 0.00100 | 1 | 03/06/2024 12:47 | WG2240594 |
| Carbon disulfide | ND | | 0.00100 | 1 | 03/06/2024 12:47 | WG2240594 |
| Chlorobenzene | ND | | 0.00100 | 1 | 03/06/2024 12:47 | WG2240594 |
| Chlorodibromomethane | ND | | 0.00100 | 1 | 03/06/2024 12:47 | WG2240594 |
| Chloroethane | ND | | 0.00500 | 1 | 03/06/2024 12:47 | WG2240594 |
| Chloroform | ND | | 0.00500 | 1 | 03/06/2024 12:47 | WG2240594 |
| Chloromethane | ND | | 0.00250 | 1 | 03/06/2024 12:47 | WG2240594 |
| 1,2-Dibromo-3-Chloropropane | ND | | 0.00500 | 1 | 03/06/2024 12:47 | WG2240594 |
| 1,2-Dibromoethane | ND | | 0.00100 | 1 | 03/06/2024 12:47 | WG2240594 |
| Dibromomethane | ND | | 0.00100 | 1 | 03/06/2024 12:47 | WG2240594 |
| 1,2-Dichlorobenzene | ND | | 0.00100 | 1 | 03/06/2024 12:47 | WG2240594 |
| 1,3-Dichlorobenzene | ND | | 0.00100 | 1 | 03/06/2024 12:47 | WG2240594 |
| 1,4-Dichlorobenzene | ND | | 0.00100 | 1 | 03/06/2024 12:47 | WG2240594 |
| trans-1,4-Dichloro-2-butene | ND | | 0.00250 | 1 | 03/06/2024 12:47 | WG2240594 |
| Dichlorodifluoromethane | ND | | 0.00500 | 1 | 03/06/2024 12:47 | WG2240594 |
| 1,1-Dichloroethane | ND | | 0.00100 | 1 | 03/06/2024 12:47 | WG2240594 |
| 1,2-Dichloroethane | ND | | 0.00100 | 1 | 03/06/2024 12:47 | WG2240594 |
| 1,1-Dichloroethene | ND | | 0.00100 | 1 | 03/06/2024 12:47 | WG2240594 |
| cis-1,2-Dichloroethene | ND | | 0.00100 | 1 | 03/06/2024 12:47 | WG2240594 |

## Volatile Organic Compounds (GC/MS) by Method 8260B

| Analyte | Result mg/l | Qualifier | RDL mg/l | Dilution | Analysis date / time | Batch |
|---|---|---|---|---|---|---|
| trans-1,2-Dichloroethene | ND | | 0.00100 | 1 | 03/06/2024 12:47 | WG2240594 |
| 1,2-Dichloropropane | ND | | 0.00100 | 1 | 03/06/2024 12:47 | WG2240594 |
| cis-1,3-Dichloropropene | ND | | 0.00100 | 1 | 03/06/2024 12:47 | WG2240594 |
| trans-1,3-Dichloropropene | ND | | 0.00100 | 1 | 03/06/2024 12:47 | WG2240594 |
| Ethylbenzene | ND | | 0.00100 | 1 | 03/06/2024 12:47 | WG2240594 |
| Hexachloro-1,3-butadiene | ND | | 0.00100 | 1 | 03/06/2024 12:47 | WG2240594 |
| 2-Hexanone | ND | | 0.0100 | 1 | 03/06/2024 12:47 | WG2240594 |
| 2-Butanone (MEK) | ND | | 0.0100 | 1 | 03/06/2024 12:47 | WG2240594 |
| Iodomethane | ND | | 0.0100 | 1 | 03/06/2024 12:47 | WG2240594 |
| Methylene Chloride | ND | | 0.00500 | 1 | 03/06/2024 12:47 | WG2240594 |
| 4-Methyl-2-pentanone (MIBK) | ND | | 0.0100 | 1 | 03/06/2024 12:47 | WG2240594 |
| Naphthalene | ND | | 0.00500 | 1 | 03/06/2024 12:47 | WG2240594 |
| n-Propylbenzene | ND | | 0.00100 | 1 | 03/06/2024 12:47 | WG2240594 |
| Styrene | ND | | 0.00100 | 1 | 03/06/2024 12:47 | WG2240594 |
| 1,1,1,2-Tetrachloroethane | ND | | 0.00100 | 1 | 03/06/2024 12:47 | WG2240594 |
| 1,1,2,2-Tetrachloroethane | ND | | 0.00100 | 1 | 03/06/2024 12:47 | WG2240594 |
| 1,1,2-Trichlorotrifluoroethane | ND | | 0.00100 | 1 | 03/06/2024 12:47 | WG2240594 |
| Tetrachloroethene | ND | | 0.00100 | 1 | 03/06/2024 12:47 | WG2240594 |
| Toluene | ND | | 0.00100 | 1 | 03/06/2024 12:47 | WG2240594 |
| 1,2,4-Trichlorobenzene | ND | | 0.00100 | 1 | 03/06/2024 12:47 | WG2240594 |
| 1,1,1-Trichloroethane | ND | | 0.00100 | 1 | 03/06/2024 12:47 | WG2240594 |
| 1,1,2-Trichloroethane | ND | | 0.00100 | 1 | 03/06/2024 12:47 | WG2240594 |
| Trichloroethene | ND | | 0.00100 | 1 | 03/06/2024 12:47 | WG2240594 |
| Trichlorofluoromethane | ND | | 0.00500 | 1 | 03/06/2024 12:47 | WG2240594 |
| 1,2,3-Trichloropropane | ND | | 0.00250 | 1 | 03/06/2024 12:47 | WG2240594 |
| 1,2,4-Trimethylbenzene | ND | | 0.00100 | 1 | 03/06/2024 12:47 | WG2240594 |
| 1,3,5-Trimethylbenzene | ND | | 0.00100 | 1 | 03/06/2024 12:47 | WG2240594 |
| Vinyl acetate | ND | | 0.0100 | 1 | 03/06/2024 12:47 | WG2240594 |
| Vinyl chloride | ND | | 0.00100 | 1 | 03/06/2024 12:47 | WG2240594 |
| Xylenes, Total | ND | | 0.00300 | 1 | 03/06/2024 12:47 | WG2240594 |
| Di-isopropyl ether | ND | | 0.00100 | 1 | 03/06/2024 12:47 | WG2240594 |
| Ethanol | ND | | 0.100 | 1 | 03/06/2024 12:47 | WG2240594 |
| Ethyl tert-butyl ether | ND | | 0.00100 | 1 | 03/06/2024 12:47 | WG2240594 |
| Methyl tert-butyl ether | ND | | 0.00100 | 1 | 03/06/2024 12:47 | WG2240594 |
| tert-Butyl alcohol | ND | | 0.00500 | 1 | 03/06/2024 12:47 | WG2240594 |
| tert-Amyl Methyl Ether | ND | | 0.00100 | 1 | 03/06/2024 12:47 | WG2240594 |
| *(S) Toluene-d8* | *103* | | *80.0-120* | | *03/06/2024 12:47* | WG2240594 |
| *(S) 4-Bromofluorobenzene* | *98.3* | | *77.0-126* | | *03/06/2024 12:47* | WG2240594 |
| *(S) 1,2-Dichloroethane-d4* | *97.2* | | *70.0-130* | | *03/06/2024 12:47* | WG2240594 |

## Gravimetric Analysis by Method 2540 C-2011

| Analyte | Result mg/l | Qualifier | RDL mg/l | Dilution | Analysis date / time | Batch |
|---|---|---|---|---|---|---|
| Dissolved Solids | 552 | | 10.0 | 1 | 03/10/2024 11:28 | WG2242150 |

## Wet Chemistry by Method 9056A

| Analyte | Result mg/l | Qualifier | RDL mg/l | Dilution | Analysis date / time | Batch |
|---|---|---|---|---|---|---|
| Nitrate | 1.73 | | 0.100 | 1 | 03/05/2024 19:46 | WG2239630 |
| Nitrite | ND | | 0.100 | 1 | 03/05/2024 19:46 | WG2239630 |
| Sulfate | 151 | | 5.00 | 1 | 03/05/2024 19:46 | WG2239630 |

## Metals (ICP) by Method 6010D

| Analyte | Result mg/l | Qualifier | RDL mg/l | Dilution | Analysis date / time | Batch |
|---|---|---|---|---|---|---|
| Iron | 0.297 | | 0.100 | 1 | 03/08/2024 16:31 | WG2240542 |

## Volatile Organic Compounds (GC) by Method RSK175

| Analyte | Result mg/l | Qualifier | RDL mg/l | Dilution | Analysis date / time | Batch |
|---|---|---|---|---|---|---|
| Methane | ND | | 0.0100 | 1 | 03/06/2024 11:33 | WG2240518 |
| Ethane | ND | | 0.0130 | 1 | 03/06/2024 11:33 | WG2240518 |
| Ethene | ND | | 0.0130 | 1 | 03/06/2024 11:33 | WG2240518 |

## Volatile Organic Compounds (GC/MS) by Method 8260B

| Analyte | Result mg/l | Qualifier | RDL mg/l | Dilution | Analysis date / time | Batch |
|---|---|---|---|---|---|---|
| Acetone | ND | | 0.0500 | 1 | 03/06/2024 13:07 | WG2240594 |
| Acrylonitrile | ND | | 0.0100 | 1 | 03/06/2024 13:07 | WG2240594 |
| Benzene | ND | | 0.00100 | 1 | 03/06/2024 13:07 | WG2240594 |
| Bromobenzene | ND | | 0.00100 | 1 | 03/06/2024 13:07 | WG2240594 |
| Bromochloromethane | ND | | 0.00100 | 1 | 03/06/2024 13:07 | WG2240594 |
| Bromodichloromethane | ND | | 0.00100 | 1 | 03/06/2024 13:07 | WG2240594 |
| Bromoform | ND | | 0.00100 | 1 | 03/06/2024 13:07 | WG2240594 |
| Bromomethane | ND | | 0.00500 | 1 | 03/06/2024 13:07 | WG2240594 |
| n-Butylbenzene | ND | L2 | 0.00100 | 1 | 03/06/2024 13:07 | WG2240594 |
| sec-Butylbenzene | ND | | 0.00100 | 1 | 03/06/2024 13:07 | WG2240594 |
| tert-Butylbenzene | ND | | 0.00100 | 1 | 03/06/2024 13:07 | WG2240594 |
| Carbon tetrachloride | ND | | 0.00100 | 1 | 03/06/2024 13:07 | WG2240594 |
| Carbon disulfide | ND | | 0.00100 | 1 | 03/06/2024 13:07 | WG2240594 |
| Chlorobenzene | ND | | 0.00100 | 1 | 03/06/2024 13:07 | WG2240594 |
| Chlorodibromomethane | ND | | 0.00100 | 1 | 03/06/2024 13:07 | WG2240594 |
| Chloroethane | ND | | 0.00500 | 1 | 03/06/2024 13:07 | WG2240594 |
| Chloroform | ND | | 0.00500 | 1 | 03/06/2024 13:07 | WG2240594 |
| Chloromethane | ND | | 0.00250 | 1 | 03/06/2024 13:07 | WG2240594 |
| 1,2-Dibromo-3-Chloropropane | ND | | 0.00500 | 1 | 03/06/2024 13:07 | WG2240594 |
| 1,2-Dibromoethane | ND | | 0.00100 | 1 | 03/06/2024 13:07 | WG2240594 |
| Dibromomethane | ND | | 0.00100 | 1 | 03/06/2024 13:07 | WG2240594 |
| 1,2-Dichlorobenzene | ND | | 0.00100 | 1 | 03/06/2024 13:07 | WG2240594 |
| 1,3-Dichlorobenzene | ND | | 0.00100 | 1 | 03/06/2024 13:07 | WG2240594 |
| 1,4-Dichlorobenzene | ND | | 0.00100 | 1 | 03/06/2024 13:07 | WG2240594 |
| trans-1,4-Dichloro-2-butene | ND | | 0.00250 | 1 | 03/06/2024 13:07 | WG2240594 |
| Dichlorodifluoromethane | ND | | 0.00500 | 1 | 03/06/2024 13:07 | WG2240594 |
| 1,1-Dichloroethane | ND | | 0.00100 | 1 | 03/06/2024 13:07 | WG2240594 |
| 1,2-Dichloroethane | ND | | 0.00100 | 1 | 03/06/2024 13:07 | WG2240594 |
| 1,1-Dichloroethene | ND | | 0.00100 | 1 | 03/06/2024 13:07 | WG2240594 |
| cis-1,2-Dichloroethene | ND | | 0.00100 | 1 | 03/06/2024 13:07 | WG2240594 |

## Volatile Organic Compounds (GC/MS) by Method 8260B

| Analyte | Result mg/l | Qualifier | RDL mg/l | Dilution | Analysis date / time | Batch |
|---|---|---|---|---|---|---|
| trans-1,2-Dichloroethene | ND | | 0.00100 | 1 | 03/06/2024 13:07 | WG2240594 |
| 1,2-Dichloropropane | ND | | 0.00100 | 1 | 03/06/2024 13:07 | WG2240594 |
| cis-1,3-Dichloropropene | ND | | 0.00100 | 1 | 03/06/2024 13:07 | WG2240594 |
| trans-1,3-Dichloropropene | ND | | 0.00100 | 1 | 03/06/2024 13:07 | WG2240594 |
| Ethylbenzene | ND | | 0.00100 | 1 | 03/06/2024 13:07 | WG2240594 |
| Hexachloro-1,3-butadiene | ND | | 0.00100 | 1 | 03/06/2024 13:07 | WG2240594 |
| 2-Hexanone | ND | | 0.0100 | 1 | 03/06/2024 13:07 | WG2240594 |
| 2-Butanone (MEK) | ND | | 0.0100 | 1 | 03/06/2024 13:07 | WG2240594 |
| Iodomethane | ND | | 0.0100 | 1 | 03/06/2024 13:07 | WG2240594 |
| Methylene Chloride | ND | | 0.00500 | 1 | 03/06/2024 13:07 | WG2240594 |
| 4-Methyl-2-pentanone (MIBK) | ND | | 0.0100 | 1 | 03/06/2024 13:07 | WG2240594 |
| Naphthalene | ND | | 0.00500 | 1 | 03/06/2024 13:07 | WG2240594 |
| n-Propylbenzene | ND | | 0.00100 | 1 | 03/06/2024 13:07 | WG2240594 |
| Styrene | ND | | 0.00100 | 1 | 03/06/2024 13:07 | WG2240594 |
| 1,1,1,2-Tetrachloroethane | ND | | 0.00100 | 1 | 03/06/2024 13:07 | WG2240594 |
| 1,1,2,2-Tetrachloroethane | ND | | 0.00100 | 1 | 03/06/2024 13:07 | WG2240594 |
| 1,1,2-Trichlorotrifluoroethane | ND | | 0.00100 | 1 | 03/06/2024 13:07 | WG2240594 |
| Tetrachloroethene | ND | | 0.00100 | 1 | 03/06/2024 13:07 | WG2240594 |
| Toluene | ND | | 0.00100 | 1 | 03/06/2024 13:07 | WG2240594 |
| 1,2,4-Trichlorobenzene | ND | | 0.00100 | 1 | 03/06/2024 13:07 | WG2240594 |
| 1,1,1-Trichloroethane | ND | | 0.00100 | 1 | 03/06/2024 13:07 | WG2240594 |
| 1,1,2-Trichloroethane | ND | | 0.00100 | 1 | 03/06/2024 13:07 | WG2240594 |
| Trichloroethene | ND | | 0.00100 | 1 | 03/06/2024 13:07 | WG2240594 |
| Trichlorofluoromethane | ND | | 0.00500 | 1 | 03/06/2024 13:07 | WG2240594 |
| 1,2,3-Trichloropropane | ND | | 0.00250 | 1 | 03/06/2024 13:07 | WG2240594 |
| 1,2,4-Trimethylbenzene | ND | | 0.00100 | 1 | 03/06/2024 13:07 | WG2240594 |
| 1,3,5-Trimethylbenzene | ND | | 0.00100 | 1 | 03/06/2024 13:07 | WG2240594 |
| Vinyl acetate | ND | | 0.0100 | 1 | 03/06/2024 13:07 | WG2240594 |
| Vinyl chloride | ND | | 0.00100 | 1 | 03/06/2024 13:07 | WG2240594 |
| Xylenes, Total | ND | | 0.00300 | 1 | 03/06/2024 13:07 | WG2240594 |
| Di-isopropyl ether | ND | | 0.00100 | 1 | 03/06/2024 13:07 | WG2240594 |
| Ethanol | ND | | 0.100 | 1 | 03/06/2024 13:07 | WG2240594 |
| Ethyl tert-butyl ether | ND | | 0.00100 | 1 | 03/06/2024 13:07 | WG2240594 |
| Methyl tert-butyl ether | 0.00269 | | 0.00100 | 1 | 03/06/2024 13:07 | WG2240594 |
| tert-Butyl alcohol | 0.0229 | | 0.00500 | 1 | 03/06/2024 13:07 | WG2240594 |
| tert-Amyl Methyl Ether | ND | | 0.00100 | 1 | 03/06/2024 13:07 | WG2240594 |
| *(S) Toluene-d8* | *102* | | *80.0-120* | | *03/06/2024 13:07* | WG2240594 |
| *(S) 4-Bromofluorobenzene* | *98.4* | | *77.0-126* | | *03/06/2024 13:07* | WG2240594 |
| *(S) 1,2-Dichloroethane-d4* | *96.0* | | *70.0-130* | | *03/06/2024 13:07* | WG2240594 |

## Gravimetric Analysis by Method 2540 C-2011

| Analyte | Result mg/l | Qualifier | RDL mg/l | Dilution | Analysis date / time | Batch |
|---|---|---|---|---|---|---|
| Dissolved Solids | 715 | | 13.3 | 1 | 03/10/2024 11:28 | WG2242150 |

## Wet Chemistry by Method 9056A

| Analyte | Result mg/l | Qualifier | RDL mg/l | Dilution | Analysis date / time | Batch |
|---|---|---|---|---|---|---|
| Nitrate | 4.71 | | 0.100 | 1 | 03/05/2024 20:12 | WG2239630 |
| Nitrite | ND | | 0.100 | 1 | 03/05/2024 20:12 | WG2239630 |
| Sulfate | 288 | | 25.0 | 5 | 03/05/2024 20:24 | WG2239630 |

## Metals (ICP) by Method 6010D

| Analyte | Result mg/l | Qualifier | RDL mg/l | Dilution | Analysis date / time | Batch |
|---|---|---|---|---|---|---|
| Iron | ND | | 0.100 | 1 | 03/08/2024 16:33 | WG2240542 |

## Volatile Organic Compounds (GC) by Method RSK175

| Analyte | Result mg/l | Qualifier | RDL mg/l | Dilution | Analysis date / time | Batch |
|---|---|---|---|---|---|---|
| Methane | ND | | 0.0100 | 1 | 03/06/2024 11:35 | WG2240518 |
| Ethane | ND | | 0.0130 | 1 | 03/06/2024 11:35 | WG2240518 |
| Ethene | ND | | 0.0130 | 1 | 03/06/2024 11:35 | WG2240518 |

## Volatile Organic Compounds (GC/MS) by Method 8260B

| Analyte | Result mg/l | Qualifier | RDL mg/l | Dilution | Analysis date / time | Batch |
|---|---|---|---|---|---|---|
| Acetone | ND | | 0.0500 | 1 | 03/06/2024 13:28 | WG2240594 |
| Acrylonitrile | ND | | 0.0100 | 1 | 03/06/2024 13:28 | WG2240594 |
| Benzene | ND | | 0.00100 | 1 | 03/06/2024 13:28 | WG2240594 |
| Bromobenzene | ND | | 0.00100 | 1 | 03/06/2024 13:28 | WG2240594 |
| Bromochloromethane | ND | | 0.00100 | 1 | 03/06/2024 13:28 | WG2240594 |
| Bromodichloromethane | ND | | 0.00100 | 1 | 03/06/2024 13:28 | WG2240594 |
| Bromoform | ND | | 0.00100 | 1 | 03/06/2024 13:28 | WG2240594 |
| Bromomethane | ND | | 0.00500 | 1 | 03/06/2024 13:28 | WG2240594 |
| n-Butylbenzene | ND | L2 | 0.00100 | 1 | 03/06/2024 13:28 | WG2240594 |
| sec-Butylbenzene | ND | | 0.00100 | 1 | 03/06/2024 13:28 | WG2240594 |
| tert-Butylbenzene | ND | | 0.00100 | 1 | 03/06/2024 13:28 | WG2240594 |
| Carbon tetrachloride | ND | | 0.00100 | 1 | 03/06/2024 13:28 | WG2240594 |
| Carbon disulfide | ND | | 0.00100 | 1 | 03/06/2024 13:28 | WG2240594 |
| Chlorobenzene | ND | | 0.00100 | 1 | 03/06/2024 13:28 | WG2240594 |
| Chlorodibromomethane | ND | | 0.00100 | 1 | 03/06/2024 13:28 | WG2240594 |
| Chloroethane | ND | | 0.00500 | 1 | 03/06/2024 13:28 | WG2240594 |
| Chloroform | ND | | 0.00500 | 1 | 03/06/2024 13:28 | WG2240594 |
| Chloromethane | ND | | 0.00250 | 1 | 03/06/2024 13:28 | WG2240594 |
| 1,2-Dibromo-3-Chloropropane | ND | | 0.00500 | 1 | 03/06/2024 13:28 | WG2240594 |
| 1,2-Dibromoethane | ND | | 0.00100 | 1 | 03/06/2024 13:28 | WG2240594 |
| Dibromomethane | ND | | 0.00100 | 1 | 03/06/2024 13:28 | WG2240594 |
| 1,2-Dichlorobenzene | ND | | 0.00100 | 1 | 03/06/2024 13:28 | WG2240594 |
| 1,3-Dichlorobenzene | ND | | 0.00100 | 1 | 03/06/2024 13:28 | WG2240594 |
| 1,4-Dichlorobenzene | ND | | 0.00100 | 1 | 03/06/2024 13:28 | WG2240594 |
| trans-1,4-Dichloro-2-butene | ND | | 0.00250 | 1 | 03/06/2024 13:28 | WG2240594 |
| Dichlorodifluoromethane | ND | | 0.00500 | 1 | 03/06/2024 13:28 | WG2240594 |
| 1,1-Dichloroethane | ND | | 0.00100 | 1 | 03/06/2024 13:28 | WG2240594 |
| 1,2-Dichloroethane | ND | | 0.00100 | 1 | 03/06/2024 13:28 | WG2240594 |
| 1,1-Dichloroethene | ND | | 0.00100 | 1 | 03/06/2024 13:28 | WG2240594 |
| cis-1,2-Dichloroethene | ND | | 0.00100 | 1 | 03/06/2024 13:28 | WG2240594 |

## Volatile Organic Compounds (GC/MS) by Method 8260B

| Analyte | Result mg/l | Qualifier | RDL mg/l | Dilution | Analysis date / time | Batch |
|---|---|---|---|---|---|---|
| trans-1,2-Dichloroethene | ND | | 0.00100 | 1 | 03/06/2024 13:28 | WG2240594 |
| 1,2-Dichloropropane | ND | | 0.00100 | 1 | 03/06/2024 13:28 | WG2240594 |
| cis-1,3-Dichloropropene | ND | | 0.00100 | 1 | 03/06/2024 13:28 | WG2240594 |
| trans-1,3-Dichloropropene | ND | | 0.00100 | 1 | 03/06/2024 13:28 | WG2240594 |
| Ethylbenzene | ND | | 0.00100 | 1 | 03/06/2024 13:28 | WG2240594 |
| Hexachloro-1,3-butadiene | ND | | 0.00100 | 1 | 03/06/2024 13:28 | WG2240594 |
| 2-Hexanone | ND | | 0.0100 | 1 | 03/06/2024 13:28 | WG2240594 |
| 2-Butanone (MEK) | ND | | 0.0100 | 1 | 03/06/2024 13:28 | WG2240594 |
| Iodomethane | ND | | 0.0100 | 1 | 03/06/2024 13:28 | WG2240594 |
| Methylene Chloride | ND | | 0.00500 | 1 | 03/06/2024 13:28 | WG2240594 |
| 4-Methyl-2-pentanone (MIBK) | ND | | 0.0100 | 1 | 03/06/2024 13:28 | WG2240594 |
| Naphthalene | ND | | 0.00500 | 1 | 03/06/2024 13:28 | WG2240594 |
| n-Propylbenzene | ND | | 0.00100 | 1 | 03/06/2024 13:28 | WG2240594 |
| Styrene | ND | | 0.00100 | 1 | 03/06/2024 13:28 | WG2240594 |
| 1,1,1,2-Tetrachloroethane | ND | | 0.00100 | 1 | 03/06/2024 13:28 | WG2240594 |
| 1,1,2,2-Tetrachloroethane | ND | | 0.00100 | 1 | 03/06/2024 13:28 | WG2240594 |
| 1,1,2-Trichlorotrifluoroethane | ND | | 0.00100 | 1 | 03/06/2024 13:28 | WG2240594 |
| Tetrachloroethene | ND | | 0.00100 | 1 | 03/06/2024 13:28 | WG2240594 |
| Toluene | ND | | 0.00100 | 1 | 03/06/2024 13:28 | WG2240594 |
| 1,2,4-Trichlorobenzene | ND | | 0.00100 | 1 | 03/06/2024 13:28 | WG2240594 |
| 1,1,1-Trichloroethane | ND | | 0.00100 | 1 | 03/06/2024 13:28 | WG2240594 |
| 1,1,2-Trichloroethane | ND | | 0.00100 | 1 | 03/06/2024 13:28 | WG2240594 |
| Trichloroethene | ND | | 0.00100 | 1 | 03/06/2024 13:28 | WG2240594 |
| Trichlorofluoromethane | ND | | 0.00500 | 1 | 03/06/2024 13:28 | WG2240594 |
| 1,2,3-Trichloropropane | ND | | 0.00250 | 1 | 03/06/2024 13:28 | WG2240594 |
| 1,2,4-Trimethylbenzene | ND | | 0.00100 | 1 | 03/06/2024 13:28 | WG2240594 |
| 1,3,5-Trimethylbenzene | ND | | 0.00100 | 1 | 03/06/2024 13:28 | WG2240594 |
| Vinyl acetate | ND | | 0.0100 | 1 | 03/06/2024 13:28 | WG2240594 |
| Vinyl chloride | ND | | 0.00100 | 1 | 03/06/2024 13:28 | WG2240594 |
| Xylenes, Total | ND | | 0.00300 | 1 | 03/06/2024 13:28 | WG2240594 |
| Di-isopropyl ether | ND | | 0.00100 | 1 | 03/06/2024 13:28 | WG2240594 |
| Ethanol | ND | | 0.100 | 1 | 03/06/2024 13:28 | WG2240594 |
| Ethyl tert-butyl ether | ND | | 0.00100 | 1 | 03/06/2024 13:28 | WG2240594 |
| Methyl tert-butyl ether | ND | | 0.00100 | 1 | 03/06/2024 13:28 | WG2240594 |
| tert-Butyl alcohol | ND | | 0.00500 | 1 | 03/06/2024 13:28 | WG2240594 |
| tert-Amyl Methyl Ether | ND | | 0.00100 | 1 | 03/06/2024 13:28 | WG2240594 |
| *(S) Toluene-d8* | *103* | | *80.0-120* | | *03/06/2024 13:28* | WG2240594 |
| *(S) 4-Bromofluorobenzene* | *99.2* | | *77.0-126* | | *03/06/2024 13:28* | WG2240594 |
| *(S) 1,2-Dichloroethane-d4* | *98.1* | | *70.0-130* | | *03/06/2024 13:28* | WG2240594 |

## Volatile Organic Compounds (GC/MS) by Method 8260B

| Analyte | Result mg/l | Qualifier | RDL mg/l | Dilution | Analysis date / time | Batch |
|---|---|---|---|---|---|---|
| Acetone | ND | | 0.0500 | 1 | 03/06/2024 10:04 | WG2240594 |
| Acrylonitrile | ND | | 0.0100 | 1 | 03/06/2024 10:04 | WG2240594 |
| Benzene | ND | | 0.00100 | 1 | 03/06/2024 10:04 | WG2240594 |
| Bromobenzene | ND | | 0.00100 | 1 | 03/06/2024 10:04 | WG2240594 |
| Bromochloromethane | ND | | 0.00100 | 1 | 03/06/2024 10:04 | WG2240594 |
| Bromodichloromethane | ND | | 0.00100 | 1 | 03/06/2024 10:04 | WG2240594 |
| Bromoform | ND | | 0.00100 | 1 | 03/06/2024 10:04 | WG2240594 |
| Bromomethane | ND | | 0.00500 | 1 | 03/06/2024 10:04 | WG2240594 |
| n-Butylbenzene | ND | L2 | 0.00100 | 1 | 03/06/2024 10:04 | WG2240594 |
| sec-Butylbenzene | ND | | 0.00100 | 1 | 03/06/2024 10:04 | WG2240594 |
| tert-Butylbenzene | ND | | 0.00100 | 1 | 03/06/2024 10:04 | WG2240594 |
| Carbon tetrachloride | ND | | 0.00100 | 1 | 03/06/2024 10:04 | WG2240594 |
| Carbon disulfide | ND | | 0.00100 | 1 | 03/06/2024 10:04 | WG2240594 |
| Chlorobenzene | ND | | 0.00100 | 1 | 03/06/2024 10:04 | WG2240594 |
| Chlorodibromomethane | ND | | 0.00100 | 1 | 03/06/2024 10:04 | WG2240594 |
| Chloroethane | ND | | 0.00500 | 1 | 03/06/2024 10:04 | WG2240594 |
| Chloroform | ND | | 0.00500 | 1 | 03/06/2024 10:04 | WG2240594 |
| Chloromethane | ND | | 0.00250 | 1 | 03/06/2024 10:04 | WG2240594 |
| 1,2-Dibromo-3-Chloropropane | ND | | 0.00500 | 1 | 03/06/2024 10:04 | WG2240594 |
| 1,2-Dibromoethane | ND | | 0.00100 | 1 | 03/06/2024 10:04 | WG2240594 |
| Dibromomethane | ND | | 0.00100 | 1 | 03/06/2024 10:04 | WG2240594 |
| 1,2-Dichlorobenzene | ND | | 0.00100 | 1 | 03/06/2024 10:04 | WG2240594 |
| 1,3-Dichlorobenzene | ND | | 0.00100 | 1 | 03/06/2024 10:04 | WG2240594 |
| 1,4-Dichlorobenzene | ND | | 0.00100 | 1 | 03/06/2024 10:04 | WG2240594 |
| trans-1,4-Dichloro-2-butene | ND | | 0.00250 | 1 | 03/06/2024 10:04 | WG2240594 |
| Dichlorodifluoromethane | ND | | 0.00500 | 1 | 03/06/2024 10:04 | WG2240594 |
| 1,1-Dichloroethane | ND | | 0.00100 | 1 | 03/06/2024 10:04 | WG2240594 |
| 1,2-Dichloroethane | ND | | 0.00100 | 1 | 03/06/2024 10:04 | WG2240594 |
| 1,1-Dichloroethene | ND | | 0.00100 | 1 | 03/06/2024 10:04 | WG2240594 |
| cis-1,2-Dichloroethene | ND | | 0.00100 | 1 | 03/06/2024 10:04 | WG2240594 |
| trans-1,2-Dichloroethene | ND | | 0.00100 | 1 | 03/06/2024 10:04 | WG2240594 |
| 1,2-Dichloropropane | ND | | 0.00100 | 1 | 03/06/2024 10:04 | WG2240594 |
| cis-1,3-Dichloropropene | ND | | 0.00100 | 1 | 03/06/2024 10:04 | WG2240594 |
| trans-1,3-Dichloropropene | ND | | 0.00100 | 1 | 03/06/2024 10:04 | WG2240594 |
| Ethylbenzene | ND | | 0.00100 | 1 | 03/06/2024 10:04 | WG2240594 |
| Hexachloro-1,3-butadiene | ND | | 0.00100 | 1 | 03/06/2024 10:04 | WG2240594 |
| 2-Hexanone | ND | | 0.0100 | 1 | 03/06/2024 10:04 | WG2240594 |
| 2-Butanone (MEK) | ND | | 0.0100 | 1 | 03/06/2024 10:04 | WG2240594 |
| Iodomethane | ND | | 0.0100 | 1 | 03/06/2024 10:04 | WG2240594 |
| Methylene Chloride | ND | | 0.00500 | 1 | 03/06/2024 10:04 | WG2240594 |
| 4-Methyl-2-pentanone (MIBK) | ND | | 0.0100 | 1 | 03/06/2024 10:04 | WG2240594 |
| Naphthalene | ND | | 0.00500 | 1 | 03/06/2024 10:04 | WG2240594 |
| n-Propylbenzene | ND | | 0.00100 | 1 | 03/06/2024 10:04 | WG2240594 |
| Styrene | ND | | 0.00100 | 1 | 03/06/2024 10:04 | WG2240594 |
| 1,1,1,2-Tetrachloroethane | ND | | 0.00100 | 1 | 03/06/2024 10:04 | WG2240594 |
| 1,1,2,2-Tetrachloroethane | ND | | 0.00100 | 1 | 03/06/2024 10:04 | WG2240594 |
| 1,1,2-Trichlorotrifluoroethane | ND | | 0.00100 | 1 | 03/06/2024 10:04 | WG2240594 |
| Tetrachloroethene | ND | | 0.00100 | 1 | 03/06/2024 10:04 | WG2240594 |
| Toluene | ND | | 0.00100 | 1 | 03/06/2024 10:04 | WG2240594 |
| 1,2,4-Trichlorobenzene | ND | | 0.00100 | 1 | 03/06/2024 10:04 | WG2240594 |
| 1,1,1-Trichloroethane | ND | | 0.00100 | 1 | 03/06/2024 10:04 | WG2240594 |
| 1,1,2-Trichloroethane | ND | | 0.00100 | 1 | 03/06/2024 10:04 | WG2240594 |
| Trichloroethene | ND | | 0.00100 | 1 | 03/06/2024 10:04 | WG2240594 |
| Trichlorofluoromethane | ND | | 0.00500 | 1 | 03/06/2024 10:04 | WG2240594 |
| 1,2,3-Trichloropropane | ND | | 0.00250 | 1 | 03/06/2024 10:04 | WG2240594 |
| 1,2,4-Trimethylbenzene | ND | | 0.00100 | 1 | 03/06/2024 10:04 | WG2240594 |

## Volatile Organic Compounds (GC/MS) by Method 8260B

| Analyte | Result mg/l | Qualifier | RDL mg/l | Dilution | Analysis date / time | Batch |
|---|---|---|---|---|---|---|
| 1,3,5-Trimethylbenzene | ND | | 0.00100 | 1 | 03/06/2024 10:04 | WG2240594 |
| Vinyl acetate | ND | | 0.0100 | 1 | 03/06/2024 10:04 | WG2240594 |
| Vinyl chloride | ND | | 0.00100 | 1 | 03/06/2024 10:04 | WG2240594 |
| Xylenes, Total | ND | | 0.00300 | 1 | 03/06/2024 10:04 | WG2240594 |
| Di-isopropyl ether | ND | | 0.00100 | 1 | 03/06/2024 10:04 | WG2240594 |
| Ethanol | ND | | 0.100 | 1 | 03/06/2024 10:04 | WG2240594 |
| Ethyl tert-butyl ether | ND | | 0.00100 | 1 | 03/06/2024 10:04 | WG2240594 |
| Methyl tert-butyl ether | ND | | 0.00100 | 1 | 03/06/2024 10:04 | WG2240594 |
| tert-Butyl alcohol | ND | | 0.00500 | 1 | 03/06/2024 10:04 | WG2240594 |
| tert-Amyl Methyl Ether | ND | | 0.00100 | 1 | 03/06/2024 10:04 | WG2240594 |
| *(S) Toluene-d8* | *105* | | *80.0-120* | | *03/06/2024 10:04* | WG2240594 |
| *(S) 4-Bromofluorobenzene* | *101* | | *77.0-126* | | *03/06/2024 10:04* | WG2240594 |
| *(S) 1,2-Dichloroethane-d4* | *95.3* | | *70.0-130* | | *03/06/2024 10:04* | WG2240594 |

## Method Blank (MB)

(MB) R4044356-1 03/10/24 11:28

| Analyte | MB Result mg/l | MB Qualifier | MB MDL mg/l | MB RDL mg/l |
|---|---|---|---|---|
| Dissolved Solids | U | | 10.0 | 10.0 |

## L1711527-02 Original Sample (OS) • Duplicate (DUP)

(OS) L1711527-02 03/10/24 11:28 • (DUP) R4044356-3 03/10/24 11:28

| Analyte | Original Result mg/l | DUP Result mg/l | Dilution | DUP RPD % | DUP Qualifier | DUP RPD Limits % |
|---|---|---|---|---|---|---|
| Dissolved Solids | 443 | 461 | 1 | 3.98 | | 10 |

## L1711527-03 Original Sample (OS) • Duplicate (DUP)

(OS) L1711527-03 03/10/24 11:28 • (DUP) R4044356-4 03/10/24 11:28

| Analyte | Original Result mg/l | DUP Result mg/l | Dilution | DUP RPD % | DUP Qualifier | DUP RPD Limits % |
|---|---|---|---|---|---|---|
| Dissolved Solids | 311 | 324 | 1 | 4.09 | | 10 |

## Laboratory Control Sample (LCS)

(LCS) R4044356-2 03/10/24 11:28

| Analyte | Spike Amount mg/l | LCS Result mg/l | LCS Rec. % | Rec. Limits % | LCS Qualifier |
|---|---|---|---|---|---|
| Dissolved Solids | 8800 | 8520 | 96.8 | 85.0-115 | |

## Method Blank (MB)

(MB) R4044987-1 03/05/24 09:54

| Analyte | MB Result mg/l | MB Qualifier | MB MDL mg/l | MB RDL mg/l |
|---|---|---|---|---|
| Nitrate | U | | 0.0480 | 0.100 |
| Nitrite | U | | 0.0420 | 0.100 |
| Sulfate | U | | 0.594 | 5.00 |

## L1711557-01 Original Sample (OS) • Duplicate (DUP)

(OS) L1711557-01 03/05/24 18:06 • (DUP) R4044987-3 03/05/24 18:18

| Analyte | Original Result mg/l | DUP Result mg/l | Dilution | DUP RPD % | DUP Qualifier | DUP RPD Limits % |
|---|---|---|---|---|---|---|
| Nitrate | 3.28 | 3.02 | 1 | 8.35 | | 15 |
| Nitrite | ND | ND | 1 | 0.000 | | 15 |
| Sulfate | 171 | 171 | 1 | 0.111 | | 15 |

## L1711681-01 Original Sample (OS) • Duplicate (DUP)

(OS) L1711681-01 03/05/24 22:43 • (DUP) R4044987-6 03/05/24 22:55

| Analyte | Original Result mg/l | DUP Result mg/l | Dilution | DUP RPD % | DUP Qualifier | DUP RPD Limits % |
|---|---|---|---|---|---|---|
| Nitrate | 0.219 | 0.154 | 1 | 34.9 | R8 | 15 |
| Nitrite | ND | ND | 1 | 12.9 | | 15 |
| Sulfate | 37.6 | 38.4 | 1 | 2.00 | | 15 |

## Laboratory Control Sample (LCS)

(LCS) R4044987-2 03/05/24 10:07

| Analyte | Spike Amount mg/l | LCS Result mg/l | LCS Rec. % | Rec. Limits % | LCS Qualifier |
|---|---|---|---|---|---|
| Nitrate | 8.00 | 8.04 | 100 | 80.0-120 | |
| Nitrite | 8.00 | 8.28 | 103 | 80.0-120 | |
| Sulfate | 40.0 | 40.4 | 101 | 80.0-120 | |

## L1711557-01 Original Sample (OS) • Matrix Spike (MS) • Matrix Spike Duplicate (MSD)

(OS) L1711557-01 03/05/24 18:06 • (MS) R4044987-4 03/05/24 18:31 • (MSD) R4044987-5 03/05/24 18:43

| Analyte | Spike Amount mg/l | Original Result mg/l | MS Result mg/l | MSD Result mg/l | MS Rec. % | MSD Rec. % | Dilution | Rec. Limits % | MS Qualifier | MSD Qualifier | RPD % | RPD Limits % |
|---|---|---|---|---|---|---|---|---|---|---|---|---|
| Nitrate | 8.00 | 3.28 | 11.1 | 10.9 | 97.7 | 95.0 | 1 | 80.0-120 | | | 1.97 | 15 |
| Nitrite | 8.00 | ND | 8.50 | 8.79 | 105 | 109 | 1 | 80.0-120 | | | 3.36 | 15 |
| Sulfate | 40.0 | 171 | 180 | 180 | 22.4 | 21.7 | 1 | 80.0-120 | M3 | M3 | 0.161 | 15 |

Sample Narrative:

MS: Cl/SO4 spike failed due to sample matrix

MSD: Cl/SO4 spike failed due to sample matrix

## L1711681-01 Original Sample (OS) • Matrix Spike (MS) • Matrix Spike Duplicate (MSD)

(OS) L1711681-01 03/05/24 22:43 • (MS) R4044987-7 03/05/24 23:08 • (MSD) R4044987-8 03/05/24 23:21

| Analyte | Spike Amount mg/l | Original Result mg/l | MS Result mg/l | MSD Result mg/l | MS Rec. % | MSD Rec. % | Dilution | Rec. Limits % | MS Qualifier | MSD Qualifier | RPD % | RPD Limits % |
|---|---|---|---|---|---|---|---|---|---|---|---|---|
| Nitrate | 8.00 | 0.219 | 8.41 | 8.25 | 102 | 100 | 1 | 80.0-120 | | | 1.93 | 15 |
| Nitrite | 8.00 | ND | 8.51 | 8.65 | 106 | 107 | 1 | 80.0-120 | | | 1.67 | 15 |
| Sulfate | 40.0 | 37.6 | 72.2 | 72.5 | 86.4 | 87.1 | 1 | 80.0-120 | | | 0.392 | 15 |

Sample Narrative:

MS: Cl/SO4 spike failed due to sample matrix

MSD: SO4 spike failed due to sample matrix

## Method Blank (MB)

(MB) R4043516-1 03/08/24 16:06

| Analyte | MB Result mg/l | MB Qualifier | MB MDL mg/l | MB RDL mg/l |
|---|---|---|---|---|
| Iron | U | | 0.0180 | 0.100 |

## Laboratory Control Sample (LCS)

(LCS) R4043516-2 03/08/24 16:08

| Analyte | Spike Amount mg/l | LCS Result mg/l | LCS Rec. % | Rec. Limits % | LCS Qualifier |
|---|---|---|---|---|---|
| Iron | 10.0 | 9.90 | 99.0 | 80.0-120 | |

## L1711443-04 Original Sample (OS) • Matrix Spike (MS) • Matrix Spike Duplicate (MSD)

(OS) L1711443-04 03/08/24 16:10 • (MS) R4043516-4 03/08/24 16:13 • (MSD) R4043516-5 03/08/24 16:15

| Analyte | Spike Amount mg/l | Original Result mg/l | MS Result mg/l | MSD Result mg/l | MS Rec. % | MSD Rec. % | Dilution | Rec. Limits % | MS Qualifier | MSD Qualifier | RPD % | RPD Limits % |
|---|---|---|---|---|---|---|---|---|---|---|---|---|
| Iron | 10.0 | 0.132 | 10.2 | 10.2 | 101 | 101 | 1 | 75.0-125 | | | 0.120 | 20 |

## L1711557-01 Original Sample (OS) • Matrix Spike (MS) • Matrix Spike Duplicate (MSD)

(OS) L1711557-01 03/08/24 16:16 • (MS) R4043516-6 03/08/24 16:18 • (MSD) R4043516-7 03/08/24 16:20

| Analyte | Spike Amount mg/l | Original Result mg/l | MS Result mg/l | MSD Result mg/l | MS Rec. % | MSD Rec. % | Dilution | Rec. Limits % | MS Qualifier | MSD Qualifier | RPD % | RPD Limits % |
|---|---|---|---|---|---|---|---|---|---|---|---|---|
| Iron | 10.0 | ND | 10.0 | 10.4 | 99.7 | 103 | 1 | 75.0-125 | | | 3.17 | 20 |

## Method Blank (MB)

(MB) R4042228-2 03/06/24 11:13

| Analyte | MB Result mg/l | MB Qualifier | MB MDL mg/l | MB RDL mg/l |
|---|---|---|---|---|
| Methane | U | | 0.00291 | 0.0100 |
| Ethane | U | | 0.00407 | 0.0130 |
| Ethene | U | | 0.00426 | 0.0130 |

## L1711557-02 Original Sample (OS) • Duplicate (DUP)

(OS) L1711557-02 03/06/24 11:30 • (DUP) R4042228-3 03/06/24 12:04

| Analyte | Original Result mg/l | DUP Result mg/l | Dilution | DUP RPD % | DUP Qualifier | DUP RPD Limits % |
|---|---|---|---|---|---|---|
| Methane | ND | ND | 1 | 0.000 | | 20 |
| Ethane | ND | ND | 1 | 0.000 | | 20 |
| Ethene | ND | ND | 1 | 0.000 | | 20 |

## L1711734-04 Original Sample (OS) • Duplicate (DUP)

(OS) L1711734-04 03/06/24 12:26 • (DUP) R4042228-4 03/06/24 12:49

| Analyte | Original Result mg/l | DUP Result mg/l | Dilution | DUP RPD % | DUP Qualifier | DUP RPD Limits % |
|---|---|---|---|---|---|---|
| Methane | ND | ND | 1 | 0.000 | | 20 |
| Ethane | ND | ND | 1 | 0.000 | | 20 |
| Ethene | ND | ND | 1 | 0.000 | | 20 |

## Laboratory Control Sample (LCS) • Laboratory Control Sample Duplicate (LCSD)

(LCS) R4042228-1 03/06/24 11:10 • (LCSD) R4042228-9 03/06/24 13:13

| Analyte | Spike Amount mg/l | LCS Result mg/l | LCSD Result mg/l | LCS Rec. % | LCSD Rec. % | Rec. Limits % | LCS Qualifier | LCSD Qualifier | RPD % | RPD Limits % |
|---|---|---|---|---|---|---|---|---|---|---|
| Methane | 0.0678 | 0.0708 | 0.0682 | 104 | 101 | 85.0-115 | | | 3.74 | 20 |
| Ethane | 0.129 | 0.123 | 0.126 | 95.3 | 97.7 | 85.0-115 | | | 2.41 | 20 |
| Ethene | 0.127 | 0.123 | 0.127 | 96.9 | 100 | 85.0-115 | | | 3.20 | 20 |

## L1711557-01 Original Sample (OS) • Matrix Spike (MS) • Matrix Spike Duplicate (MSD)

(OS) L1711557-01 03/06/24 11:27 • (MS) R4042228-5 03/06/24 13:02 • (MSD) R4042228-6 03/06/24 13:05

| Analyte | Spike Amount mg/l | Original Result mg/l | MS Result mg/l | MSD Result mg/l | MS Rec. % | MSD Rec. % | Dilution | Rec. Limits % | MS Qualifier | MSD Qualifier | RPD % | RPD Limits % |
|---|---|---|---|---|---|---|---|---|---|---|---|---|
| Methane | 0.0678 | ND | 0.0631 | 0.0672 | 93.1 | 99.1 | 1 | 50.0-150 | | | 6.29 | 20 |
| Ethane | 0.129 | ND | 0.123 | 0.123 | 95.3 | 95.3 | 1 | 50.0-150 | | | 0.000 | 20 |
| Ethene | 0.127 | ND | 0.124 | 0.124 | 97.6 | 97.6 | 1 | 50.0-150 | | | 0.000 | 20 |

## L1711681-01 Original Sample (OS) • Matrix Spike (MS) • Matrix Spike Duplicate (MSD)

(OS) L1711681-01 03/06/24 11:41 • (MS) R4042228-7 03/06/24 13:08 • (MSD) R4042228-8 03/06/24 13:10

| Analyte | Spike Amount mg/l | Original Result mg/l | MS Result mg/l | MSD Result mg/l | MS Rec. % | MSD Rec. % | Dilution | Rec. Limits % | MS Qualifier | MSD Qualifier | RPD % | RPD Limits % |
|---|---|---|---|---|---|---|---|---|---|---|---|---|
| Methane | 0.0678 | ND | 0.0694 | 0.0662 | 102 | 97.6 | 1 | 50.0-150 | | | 4.72 | 20 |
| Ethane | 0.129 | ND | 0.124 | 0.124 | 96.1 | 96.1 | 1 | 50.0-150 | | | 0.000 | 20 |
| Ethene | 0.127 | ND | 0.124 | 0.125 | 97.6 | 98.4 | 1 | 50.0-150 | | | 0.803 | 20 |

## Method Blank (MB)

(MB) R4042927-4 03/06/24 07:49

| Analyte | MB Result mg/l | MB Qualifier | MB MDL mg/l | MB RDL mg/l |
|---|---|---|---|---|
| Acetone | U | | 0.0113 | 0.0500 |
| Acrylonitrile | U | | 0.000671 | 0.0100 |
| Benzene | U | | 0.0000941 | 0.00100 |
| Bromobenzene | U | | 0.000118 | 0.00100 |
| Bromochloromethane | U | | 0.000128 | 0.00100 |
| Bromodichloromethane | U | | 0.000136 | 0.00100 |
| Bromoform | U | | 0.000129 | 0.00100 |
| Bromomethane | U | | 0.000605 | 0.00500 |
| n-Butylbenzene | U | | 0.000157 | 0.00100 |
| sec-Butylbenzene | U | | 0.000125 | 0.00100 |
| tert-Butylbenzene | U | | 0.000127 | 0.00100 |
| Carbon tetrachloride | U | | 0.000128 | 0.00100 |
| Carbon disulfide | U | | 0.0000962 | 0.00100 |
| Chlorobenzene | U | | 0.000116 | 0.00100 |
| Chlorodibromomethane | U | | 0.000140 | 0.00100 |
| Chloroethane | U | | 0.000192 | 0.00500 |
| Chloroform | U | | 0.000111 | 0.00500 |
| Chloromethane | U | | 0.000960 | 0.00250 |
| 1,2-Dibromo-3-Chloropropane | U | | 0.000276 | 0.00500 |
| 1,2-Dibromoethane | U | | 0.000126 | 0.00100 |
| Dibromomethane | U | | 0.000122 | 0.00100 |
| 1,2-Dichlorobenzene | U | | 0.000107 | 0.00100 |
| 1,3-Dichlorobenzene | U | | 0.000110 | 0.00100 |
| 1,4-Dichlorobenzene | U | | 0.000120 | 0.00100 |
| trans-1,4-Dichloro-2-butene | U | | 0.000467 | 0.00250 |
| Dichlorodifluoromethane | U | | 0.000374 | 0.00500 |
| 1,1-Dichloroethane | U | | 0.000100 | 0.00100 |
| 1,2-Dichloroethane | U | | 0.0000819 | 0.00100 |
| 1,1-Dichloroethene | U | | 0.000188 | 0.00100 |
| cis-1,2-Dichloroethene | U | | 0.000126 | 0.00100 |
| trans-1,2-Dichloroethene | U | | 0.000149 | 0.00100 |
| 1,2-Dichloropropane | U | | 0.000149 | 0.00100 |
| cis-1,3-Dichloropropene | U | | 0.000111 | 0.00100 |
| trans-1,3-Dichloropropene | U | | 0.000118 | 0.00100 |
| Ethylbenzene | U | | 0.000137 | 0.00100 |
| Hexachloro-1,3-butadiene | U | | 0.000337 | 0.00100 |
| 2-Hexanone | U | | 0.000787 | 0.0100 |
| 2-Butanone (MEK) | U | | 0.00119 | 0.0100 |
| Iodomethane | U | | 0.00600 | 0.0100 |
| Methylene Chloride | U | | 0.000430 | 0.00500 |

## Method Blank (MB)

(MB) R4042927-4 03/06/24 07:49

| Analyte | MB Result mg/l | MB Qualifier | MB MDL mg/l | MB RDL mg/l |
|---|---|---|---|---|
| 4-Methyl-2-pentanone (MIBK) | U | | 0.000478 | 0.0100 |
| Naphthalene | U | | 0.00100 | 0.00500 |
| n-Propylbenzene | U | | 0.0000993 | 0.00100 |
| Styrene | U | | 0.000118 | 0.00100 |
| 1,1,1,2-Tetrachloroethane | U | | 0.000147 | 0.00100 |
| 1,1,2,2-Tetrachloroethane | U | | 0.000133 | 0.00100 |
| 1,1,2-Trichlorotrifluoroethane | U | | 0.000180 | 0.00100 |
| Tetrachloroethene | U | | 0.000300 | 0.00100 |
| Toluene | U | | 0.000278 | 0.00100 |
| 1,2,4-Trichlorobenzene | U | | 0.000481 | 0.00100 |
| 1,1,1-Trichloroethane | U | | 0.000149 | 0.00100 |
| 1,1,2-Trichloroethane | U | | 0.000158 | 0.00100 |
| Trichloroethene | U | | 0.000190 | 0.00100 |
| Trichlorofluoromethane | U | | 0.000160 | 0.00500 |
| 1,2,3-Trichloropropane | U | | 0.000237 | 0.00250 |
| 1,2,4-Trimethylbenzene | U | | 0.000322 | 0.00100 |
| 1,3,5-Trimethylbenzene | U | | 0.000104 | 0.00100 |
| Vinyl acetate | U | | 0.000692 | 0.0100 |
| Vinyl chloride | U | | 0.000234 | 0.00100 |
| Xylenes, Total | U | | 0.000174 | 0.00300 |
| Di-isopropyl ether | U | | 0.000105 | 0.00100 |
| Ethanol | U | | 0.0420 | 0.100 |
| Ethyl tert-butyl ether | U | | 0.000101 | 0.00100 |
| Methyl tert-butyl ether | U | | 0.000101 | 0.00100 |
| tert-Butyl alcohol | U | | 0.00406 | 0.00500 |
| tert-Amyl Methyl Ether | U | | 0.000195 | 0.00100 |
| *(S) Toluene-d8* | *103* | | | *80.0-120* |
| *(S) 4-Bromofluorobenzene* | *101* | | | *77.0-126* |
| *(S) 1,2-Dichloroethane-d4* | *91.3* | | | *70.0-130* |

## Laboratory Control Sample (LCS) • Laboratory Control Sample Duplicate (LCSD)

(LCS) R4042927-1 03/06/24 06:28 • (LCSD) R4042927-2 03/06/24 06:48

| Analyte | Spike Amount mg/l | LCS Result mg/l | LCSD Result mg/l | LCS Rec. % | LCSD Rec. % | Rec. Limits % | LCS Qualifier | LCSD Qualifier | RPD % | RPD Limits % |
|---|---|---|---|---|---|---|---|---|---|---|
| Acetone | 0.0250 | 0.0204 | 0.0216 | 81.6 | 86.4 | 19.0-160 | | | 5.71 | 27 |
| Acrylonitrile | 0.0250 | 0.0237 | 0.0237 | 94.8 | 94.8 | 55.0-149 | | | 0.000 | 20 |
| Benzene | 0.00500 | 0.00503 | 0.00518 | 101 | 104 | 70.0-123 | | | 2.94 | 20 |
| Bromobenzene | 0.00500 | 0.00438 | 0.00447 | 87.6 | 89.4 | 73.0-121 | | | 2.03 | 20 |

## Laboratory Control Sample (LCS) • Laboratory Control Sample Duplicate (LCSD)

(LCS) R4042927-1 03/06/24 06:28 • (LCSD) R4042927-2 03/06/24 06:48

| Analyte | Spike Amount mg/l | LCS Result mg/l | LCSD Result mg/l | LCS Rec. % | LCSD Rec. % | Rec. Limits % | LCS Qualifier | LCSD Qualifier | RPD % | RPD Limits % |
|---|---|---|---|---|---|---|---|---|---|---|
| Bromochloromethane | 0.00500 | 0.00524 | 0.00508 | 105 | 102 | 76.0-122 | | | 3.10 | 20 |
| Bromodichloromethane | 0.00500 | 0.00484 | 0.00487 | 96.8 | 97.4 | 75.0-120 | | | 0.618 | 20 |
| Bromoform | 0.00500 | 0.00409 | 0.00409 | 81.8 | 81.8 | 68.0-132 | | | 0.000 | 20 |
| Bromomethane | 0.00500 | 0.00306 | 0.00324 | 61.2 | 64.8 | 10.0-160 | | | 5.71 | 25 |
| n-Butylbenzene | 0.00500 | 0.00343 | 0.00359 | 68.6 | 71.8 | 73.0-125 | L2 | L2 | 4.56 | 20 |
| sec-Butylbenzene | 0.00500 | 0.00396 | 0.00417 | 79.2 | 83.4 | 75.0-125 | | | 5.17 | 20 |
| tert-Butylbenzene | 0.00500 | 0.00390 | 0.00408 | 78.0 | 81.6 | 76.0-124 | | | 4.51 | 20 |
| Carbon tetrachloride | 0.00500 | 0.00497 | 0.00504 | 99.4 | 101 | 68.0-126 | | | 1.40 | 20 |
| Carbon disulfide | 0.00500 | 0.00452 | 0.00475 | 90.4 | 95.0 | 61.0-128 | | | 4.96 | 20 |
| Chlorobenzene | 0.00500 | 0.00452 | 0.00453 | 90.4 | 90.6 | 80.0-121 | | | 0.221 | 20 |
| Chlorodibromomethane | 0.00500 | 0.00421 | 0.00429 | 84.2 | 85.8 | 77.0-125 | | | 1.88 | 20 |
| Chloroethane | 0.00500 | 0.00637 | 0.00675 | 127 | 135 | 47.0-150 | | | 5.79 | 20 |
| Chloroform | 0.00500 | 0.00491 | 0.00501 | 98.2 | 100 | 73.0-120 | | | 2.02 | 20 |
| Chloromethane | 0.00500 | 0.00513 | 0.00533 | 103 | 107 | 41.0-142 | | | 3.82 | 20 |
| 1,2-Dibromo-3-Chloropropane | 0.00500 | 0.00339 | 0.00364 | 67.8 | 72.8 | 58.0-134 | | | 7.11 | 20 |
| 1,2-Dibromoethane | 0.00500 | 0.00444 | 0.00451 | 88.8 | 90.2 | 80.0-122 | | | 1.56 | 20 |
| Dibromomethane | 0.00500 | 0.00482 | 0.00492 | 96.4 | 98.4 | 80.0-120 | | | 2.05 | 20 |
| 1,2-Dichlorobenzene | 0.00500 | 0.00399 | 0.00419 | 79.8 | 83.8 | 79.0-121 | | | 4.89 | 20 |
| 1,3-Dichlorobenzene | 0.00500 | 0.00396 | 0.00411 | 79.2 | 82.2 | 79.0-120 | | | 3.72 | 20 |
| 1,4-Dichlorobenzene | 0.00500 | 0.00398 | 0.00421 | 79.6 | 84.2 | 79.0-120 | | | 5.62 | 20 |
| trans-1,4-Dichloro-2-butene | 0.00500 | 0.00354 | 0.00368 | 70.8 | 73.6 | 33.0-144 | | | 3.88 | 20 |
| Dichlorodifluoromethane | 0.00500 | 0.00611 | 0.00611 | 122 | 122 | 51.0-149 | | | 0.000 | 20 |
| 1,1-Dichloroethane | 0.00500 | 0.00494 | 0.00507 | 98.8 | 101 | 70.0-126 | | | 2.60 | 20 |
| 1,2-Dichloroethane | 0.00500 | 0.00472 | 0.00488 | 94.4 | 97.6 | 70.0-128 | | | 3.33 | 20 |
| 1,1-Dichloroethene | 0.00500 | 0.00499 | 0.00530 | 99.8 | 106 | 71.0-124 | | | 6.03 | 20 |
| cis-1,2-Dichloroethene | 0.00500 | 0.00498 | 0.00497 | 99.6 | 99.4 | 73.0-120 | | | 0.201 | 20 |
| trans-1,2-Dichloroethene | 0.00500 | 0.00482 | 0.00494 | 96.4 | 98.8 | 73.0-120 | | | 2.46 | 20 |
| 1,2-Dichloropropane | 0.00500 | 0.00494 | 0.00500 | 98.8 | 100 | 77.0-125 | | | 1.21 | 20 |
| cis-1,3-Dichloropropene | 0.00500 | 0.00493 | 0.00500 | 98.6 | 100 | 80.0-123 | | | 1.41 | 20 |
| trans-1,3-Dichloropropene | 0.00500 | 0.00439 | 0.00434 | 87.8 | 86.8 | 78.0-124 | | | 1.15 | 20 |
| Ethylbenzene | 0.00500 | 0.00441 | 0.00446 | 88.2 | 89.2 | 79.0-123 | | | 1.13 | 20 |
| Hexachloro-1,3-butadiene | 0.00500 | 0.00388 | 0.00399 | 77.6 | 79.8 | 54.0-138 | | | 2.80 | 20 |
| 2-Hexanone | 0.0250 | 0.0194 | 0.0198 | 77.6 | 79.2 | 67.0-149 | | | 2.04 | 20 |
| 2-Butanone (MEK) | 0.0250 | 0.0207 | 0.0207 | 82.8 | 82.8 | 44.0-160 | | | 0.000 | 20 |
| Iodomethane | 0.0250 | 0.0197 | 0.0232 | 78.8 | 92.8 | 33.0-147 | | | 16.3 | 26 |
| Methylene Chloride | 0.00500 | 0.00493 | 0.00503 | 98.6 | 101 | 67.0-120 | | | 2.01 | 20 |
| 4-Methyl-2-pentanone (MIBK) | 0.0250 | 0.0215 | 0.0214 | 86.0 | 85.6 | 68.0-142 | | | 0.466 | 20 |
| Naphthalene | 0.00500 | 0.00320 | 0.00346 | 64.0 | 69.2 | 54.0-135 | | | 7.81 | 20 |
| n-Propylbenzene | 0.00500 | 0.00419 | 0.00431 | 83.8 | 86.2 | 77.0-124 | | | 2.82 | 20 |
| Styrene | 0.00500 | 0.00403 | 0.00421 | 80.6 | 84.2 | 73.0-130 | | | 4.37 | 20 |

## Laboratory Control Sample (LCS) • Laboratory Control Sample Duplicate (LCSD)

(LCS) R4042927-1 03/06/24 06:28 • (LCSD) R4042927-2 03/06/24 06:48

| Analyte | Spike Amount mg/l | LCS Result mg/l | LCSD Result mg/l | LCS Rec. % | LCSD Rec. % | Rec. Limits % | LCS Qualifier | LCSD Qualifier | RPD % | RPD Limits % |
|---|---|---|---|---|---|---|---|---|---|---|
| 1,1,1,2-Tetrachloroethane | 0.00500 | 0.00437 | 0.00433 | 87.4 | 86.6 | 75.0-125 | | | 0.920 | 20 |
| 1,1,2,2-Tetrachloroethane | 0.00500 | 0.00463 | 0.00473 | 92.6 | 94.6 | 65.0-130 | | | 2.14 | 20 |
| 1,1,2-Trichlorotrifluoroethane | 0.00500 | 0.00473 | 0.00492 | 94.6 | 98.4 | 69.0-132 | | | 3.94 | 20 |
| Tetrachloroethene | 0.00500 | 0.00441 | 0.00451 | 88.2 | 90.2 | 72.0-132 | | | 2.24 | 20 |
| Toluene | 0.00500 | 0.00446 | 0.00456 | 89.2 | 91.2 | 79.0-120 | | | 2.22 | 20 |
| 1,2,4-Trichlorobenzene | 0.00500 | 0.00362 | 0.00400 | 72.4 | 80.0 | 57.0-137 | | | 9.97 | 20 |
| 1,1,1-Trichloroethane | 0.00500 | 0.00483 | 0.00504 | 96.6 | 101 | 73.0-124 | | | 4.26 | 20 |
| 1,1,2-Trichloroethane | 0.00500 | 0.00471 | 0.00475 | 94.2 | 95.0 | 80.0-120 | | | 0.846 | 20 |
| Trichloroethene | 0.00500 | 0.00476 | 0.00487 | 95.2 | 97.4 | 78.0-124 | | | 2.28 | 20 |
| Trichlorofluoromethane | 0.00500 | 0.00541 | 0.00560 | 108 | 112 | 59.0-147 | | | 3.45 | 20 |
| 1,2,3-Trichloropropane | 0.00500 | 0.00436 | 0.00439 | 87.2 | 87.8 | 73.0-130 | | | 0.686 | 20 |
| 1,2,4-Trimethylbenzene | 0.00500 | 0.00389 | 0.00403 | 77.8 | 80.6 | 76.0-121 | | | 3.54 | 20 |
| 1,3,5-Trimethylbenzene | 0.00500 | 0.00398 | 0.00409 | 79.6 | 81.8 | 76.0-122 | | | 2.73 | 20 |
| Vinyl acetate | 0.0250 | 0.0327 | 0.0305 | 131 | 122 | 11.0-160 | | | 6.96 | 20 |
| Vinyl chloride | 0.00500 | 0.00581 | 0.00593 | 116 | 119 | 67.0-131 | | | 2.04 | 20 |
| Xylenes, Total | 0.0150 | 0.0128 | 0.0131 | 85.3 | 87.3 | 79.0-123 | | | 2.32 | 20 |
| Di-isopropyl ether | 0.00500 | 0.00456 | 0.00460 | 91.2 | 92.0 | 58.0-138 | | | 0.873 | 20 |
| Ethanol | 0.250 | 0.245 | 0.242 | 98.0 | 96.8 | 10.0-160 | | | 1.23 | 30 |
| Ethyl tert-butyl ether | 0.00500 | 0.00489 | 0.00492 | 97.8 | 98.4 | 63.0-138 | | | 0.612 | 20 |
| Methyl tert-butyl ether | 0.00500 | 0.00503 | 0.00506 | 101 | 101 | 68.0-125 | | | 0.595 | 20 |
| tert-Butyl alcohol | 0.0250 | 0.0235 | 0.0232 | 94.0 | 92.8 | 27.0-160 | | | 1.28 | 30 |
| tert-Amyl Methyl Ether | 0.00500 | 0.00498 | 0.00501 | 99.6 | 100 | 66.0-125 | | | 0.601 | 20 |
| *(S) Toluene-d8* | | | | *100* | *101* | *80.0-120* | | | | |
| *(S) 4-Bromofluorobenzene* | | | | *100* | *101* | *77.0-126* | | | | |
| *(S) 1,2-Dichloroethane-d4* | | | | *92.7* | *93.5* | *70.0-130* | | | | |

## L1711557-01 Original Sample (OS) • Matrix Spike (MS) • Matrix Spike Duplicate (MSD)

(OS) L1711557-01 03/06/24 12:26 • (MS) R4042927-5 03/06/24 16:46 • (MSD) R4042927-6 03/06/24 17:06

| Analyte | Spike Amount mg/l | Original Result mg/l | MS Result mg/l | MSD Result mg/l | MS Rec. % | MSD Rec. % | Dilution | Rec. Limits % | MS Qualifier | MSD Qualifier | RPD % | RPD Limits % |
|---|---|---|---|---|---|---|---|---|---|---|---|---|
| Acetone | 0.0250 | ND | ND | ND | 77.2 | 66.8 | 1 | 10.0-160 | | | 14.4 | 35 |
| Acrylonitrile | 0.0250 | ND | 0.0240 | 0.0215 | 96.0 | 86.0 | 1 | 21.0-160 | | | 11.0 | 32 |
| Benzene | 0.00500 | ND | 0.00532 | 0.00454 | 106 | 90.8 | 1 | 17.0-158 | | | 15.8 | 27 |
| Bromobenzene | 0.00500 | ND | 0.00456 | 0.00396 | 91.2 | 79.2 | 1 | 30.0-149 | | | 14.1 | 28 |
| Bromochloromethane | 0.00500 | ND | 0.00533 | 0.00473 | 107 | 94.6 | 1 | 38.0-142 | | | 11.9 | 26 |
| Bromodichloromethane | 0.00500 | ND | 0.00505 | 0.00441 | 101 | 88.2 | 1 | 31.0-150 | | | 13.5 | 27 |
| Bromoform | 0.00500 | ND | 0.00412 | 0.00370 | 82.4 | 74.0 | 1 | 29.0-150 | | | 10.7 | 29 |
| Bromomethane | 0.00500 | ND | ND | ND | 68.0 | 63.6 | 1 | 10.0-160 | | | 6.69 | 38 |

## L1711557-01 Original Sample (OS) • Matrix Spike (MS) • Matrix Spike Duplicate (MSD)

(OS) L1711557-01 03/06/24 12:26 • (MS) R4042927-5 03/06/24 16:46 • (MSD) R4042927-6 03/06/24 17:06

| Analyte | Spike Amount mg/l | Original Result mg/l | MS Result mg/l | MSD Result mg/l | MS Rec. % | MSD Rec. % | Dilution | Rec. Limits % | MS Qualifier | MSD Qualifier | RPD % | RPD Limits % |
|---|---|---|---|---|---|---|---|---|---|---|---|---|
| n-Butylbenzene | 0.00500 | ND | 0.00384 | 0.00340 | 76.8 | 68.0 | 1 | 31.0-150 | | | 12.2 | 30 |
| sec-Butylbenzene | 0.00500 | ND | 0.00438 | 0.00375 | 87.6 | 75.0 | 1 | 33.0-155 | | | 15.5 | 29 |
| tert-Butylbenzene | 0.00500 | ND | 0.00426 | 0.00371 | 85.2 | 74.2 | 1 | 34.0-153 | | | 13.8 | 28 |
| Carbon tetrachloride | 0.00500 | ND | 0.00568 | 0.00480 | 114 | 96.0 | 1 | 23.0-159 | | | 16.8 | 28 |
| Carbon disulfide | 0.00500 | ND | 0.00452 | 0.00388 | 90.4 | 77.6 | 1 | 10.0-156 | | | 15.2 | 28 |
| Chlorobenzene | 0.00500 | ND | 0.00461 | 0.00409 | 92.2 | 81.8 | 1 | 33.0-152 | | | 12.0 | 27 |
| Chlorodibromomethane | 0.00500 | ND | 0.00434 | 0.00377 | 86.8 | 75.4 | 1 | 37.0-149 | | | 14.1 | 27 |
| Chloroethane | 0.00500 | ND | 0.00719 | 0.00555 | 144 | 111 | 1 | 10.0-160 | | | 25.7 | 30 |
| Chloroform | 0.00500 | ND | 0.00525 | ND | 105 | 94.0 | 1 | 29.0-154 | | | 11.1 | 28 |
| Chloromethane | 0.00500 | ND | 0.00549 | 0.00471 | 110 | 94.2 | 1 | 10.0-160 | | | 15.3 | 29 |
| 1,2-Dibromo-3-Chloropropane | 0.00500 | ND | ND | ND | 73.2 | 65.6 | 1 | 22.0-151 | | | 11.0 | 34 |
| 1,2-Dibromoethane | 0.00500 | ND | 0.00431 | 0.00392 | 86.2 | 78.4 | 1 | 34.0-147 | | | 9.48 | 27 |
| Dibromomethane | 0.00500 | ND | 0.00481 | 0.00431 | 96.2 | 86.2 | 1 | 30.0-151 | | | 11.0 | 27 |
| 1,2-Dichlorobenzene | 0.00500 | ND | 0.00422 | 0.00373 | 84.4 | 74.6 | 1 | 34.0-149 | | | 12.3 | 28 |
| 1,3-Dichlorobenzene | 0.00500 | ND | 0.00419 | 0.00370 | 83.8 | 74.0 | 1 | 36.0-146 | | | 12.4 | 27 |
| 1,4-Dichlorobenzene | 0.00500 | ND | 0.00412 | 0.00374 | 82.4 | 74.8 | 1 | 35.0-142 | | | 9.67 | 27 |
| trans-1,4-Dichloro-2-butene | 0.00500 | ND | 0.00377 | 0.00321 | 75.4 | 64.2 | 1 | 10.0-157 | | | 16.0 | 37 |
| Dichlorodifluoromethane | 0.00500 | ND | 0.00721 | 0.00616 | 144 | 123 | 1 | 10.0-160 | | | 15.7 | 29 |
| 1,1-Dichloroethane | 0.00500 | ND | 0.00537 | 0.00458 | 107 | 91.6 | 1 | 25.0-158 | | | 15.9 | 27 |
| 1,2-Dichloroethane | 0.00500 | ND | 0.00502 | 0.00440 | 100 | 88.0 | 1 | 29.0-151 | | | 13.2 | 27 |
| 1,1-Dichloroethene | 0.00500 | ND | 0.00552 | 0.00479 | 110 | 95.8 | 1 | 11.0-160 | | | 14.2 | 29 |
| cis-1,2-Dichloroethene | 0.00500 | ND | 0.00510 | 0.00436 | 102 | 87.2 | 1 | 10.0-160 | | | 15.6 | 27 |
| trans-1,2-Dichloroethene | 0.00500 | ND | 0.00521 | 0.00443 | 104 | 88.6 | 1 | 17.0-153 | | | 16.2 | 27 |
| 1,2-Dichloropropane | 0.00500 | ND | 0.00515 | 0.00447 | 103 | 89.4 | 1 | 30.0-156 | | | 14.1 | 27 |
| cis-1,3-Dichloropropene | 0.00500 | ND | 0.00475 | 0.00412 | 95.0 | 82.4 | 1 | 34.0-149 | | | 14.2 | 28 |
| trans-1,3-Dichloropropene | 0.00500 | ND | 0.00422 | 0.00380 | 84.4 | 76.0 | 1 | 32.0-149 | | | 10.5 | 28 |
| Ethylbenzene | 0.00500 | ND | 0.00456 | 0.00411 | 91.2 | 82.2 | 1 | 30.0-155 | | | 10.4 | 27 |
| Hexachloro-1,3-butadiene | 0.00500 | ND | 0.00416 | 0.00399 | 83.2 | 79.8 | 1 | 20.0-154 | | | 4.17 | 34 |
| 2-Hexanone | 0.0250 | ND | 0.0194 | 0.0174 | 77.6 | 69.6 | 1 | 21.0-160 | | | 10.9 | 29 |
| 2-Butanone (MEK) | 0.0250 | ND | 0.0208 | 0.0182 | 83.2 | 72.8 | 1 | 10.0-160 | | | 13.3 | 32 |
| Iodomethane | 0.0250 | ND | 0.0197 | 0.0197 | 78.8 | 78.8 | 1 | 10.0-160 | | | 0.000 | 40 |
| Methylene Chloride | 0.00500 | ND | 0.00507 | ND | 101 | 87.8 | 1 | 23.0-144 | | | 14.4 | 28 |
| 4-Methyl-2-pentanone (MIBK) | 0.0250 | ND | 0.0218 | 0.0197 | 87.2 | 78.8 | 1 | 29.0-160 | | | 10.1 | 29 |
| Naphthalene | 0.00500 | ND | ND | ND | 73.2 | 69.2 | 1 | 12.0-156 | | | 5.62 | 35 |
| n-Propylbenzene | 0.00500 | ND | 0.00447 | 0.00384 | 89.4 | 76.8 | 1 | 31.0-154 | | | 15.2 | 28 |
| Styrene | 0.00500 | ND | 0.00408 | 0.00362 | 81.6 | 72.4 | 1 | 33.0-155 | | | 11.9 | 28 |
| 1,1,1,2-Tetrachloroethane | 0.00500 | ND | 0.00435 | 0.00396 | 87.0 | 79.2 | 1 | 36.0-151 | | | 9.39 | 29 |
| 1,1,2,2-Tetrachloroethane | 0.00500 | ND | 0.00478 | 0.00420 | 95.6 | 84.0 | 1 | 33.0-150 | | | 12.9 | 28 |
| 1,1,2-Trichlorotrifluoroethane | 0.00500 | ND | 0.00553 | 0.00475 | 111 | 95.0 | 1 | 23.0-160 | | | 15.2 | 30 |
| Tetrachloroethene | 0.00500 | ND | 0.00483 | 0.00425 | 96.6 | 85.0 | 1 | 10.0-160 | | | 12.8 | 27 |

## L1711557-01 Original Sample (OS) • Matrix Spike (MS) • Matrix Spike Duplicate (MSD)

(OS) L1711557-01 03/06/24 12:26 • (MS) R4042927-5 03/06/24 16:46 • (MSD) R4042927-6 03/06/24 17:06

| Analyte | Spike Amount mg/l | Original Result mg/l | MS Result mg/l | MSD Result mg/l | MS Rec. % | MSD Rec. % | Dilution | Rec. Limits % | MS Qualifier | MSD Qualifier | RPD % | RPD Limits % |
|---|---|---|---|---|---|---|---|---|---|---|---|---|
| Toluene | 0.00500 | ND | 0.00455 | 0.00397 | 91.0 | 79.4 | 1 | 26.0-154 | | | 13.6 | 28 |
| 1,2,4-Trichlorobenzene | 0.00500 | ND | 0.00403 | 0.00368 | 80.6 | 73.6 | 1 | 24.0-150 | | | 9.08 | 33 |
| 1,1,1-Trichloroethane | 0.00500 | ND | 0.00548 | 0.00464 | 110 | 92.8 | 1 | 23.0-160 | | | 16.6 | 28 |
| 1,1,2-Trichloroethane | 0.00500 | ND | 0.00476 | 0.00424 | 95.2 | 84.8 | 1 | 35.0-147 | | | 11.6 | 27 |
| Trichloroethene | 0.00500 | ND | 0.00512 | 0.00434 | 102 | 86.8 | 1 | 10.0-160 | | | 16.5 | 25 |
| Trichlorofluoromethane | 0.00500 | ND | 0.00630 | 0.00538 | 126 | 108 | 1 | 17.0-160 | | | 15.8 | 31 |
| 1,2,3-Trichloropropane | 0.00500 | ND | 0.00451 | 0.00407 | 90.2 | 81.4 | 1 | 34.0-151 | | | 10.3 | 29 |
| 1,2,4-Trimethylbenzene | 0.00500 | ND | 0.00403 | 0.00354 | 80.6 | 70.8 | 1 | 26.0-154 | | | 12.9 | 27 |
| 1,3,5-Trimethylbenzene | 0.00500 | ND | 0.00425 | 0.00369 | 85.0 | 73.8 | 1 | 28.0-153 | | | 14.1 | 27 |
| Vinyl acetate | 0.0250 | ND | 0.0391 | 0.0345 | 156 | 138 | 1 | 12.0-160 | | | 12.5 | 31 |
| Vinyl chloride | 0.00500 | ND | 0.00643 | 0.00550 | 129 | 110 | 1 | 10.0-160 | | | 15.6 | 27 |
| Xylenes, Total | 0.0150 | ND | 0.0132 | 0.0116 | 88.0 | 77.3 | 1 | 29.0-154 | | | 12.9 | 28 |
| Di-isopropyl ether | 0.00500 | ND | 0.00487 | 0.00426 | 97.4 | 85.2 | 1 | 21.0-160 | | | 13.4 | 28 |
| Ethanol | 0.250 | ND | 0.279 | 0.245 | 112 | 98.0 | 1 | 50.0-150 | | | 13.0 | 20 |
| Ethyl tert-butyl ether | 0.00500 | ND | 0.00510 | 0.00449 | 102 | 89.8 | 1 | 10.0-160 | | | 12.7 | 37 |
| Methyl tert-butyl ether | 0.00500 | ND | 0.00529 | 0.00464 | 106 | 92.8 | 1 | 28.0-150 | | | 13.1 | 29 |
| tert-Butyl alcohol | 0.0250 | ND | 0.0256 | 0.0230 | 102 | 92.0 | 1 | 50.0-150 | | | 10.7 | 20 |
| tert-Amyl Methyl Ether | 0.00500 | ND | 0.00513 | 0.00450 | 103 | 90.0 | 1 | 10.0-160 | | | 13.1 | 37 |
| *(S) Toluene-d8* | | | | | *97.1* | *98.5* | | *80.0-120* | | | | |
| *(S) 4-Bromofluorobenzene* | | | | | *98.9* | *99.9* | | *77.0-126* | | | | |
| *(S) 1,2-Dichloroethane-d4* | | | | | *93.4* | *95.1* | | *70.0-130* | | | | |

# INTERNAL STANDARD SUMMARY

## Instrument: VOCMS26 • File ID: 0306_02

03/06/24 06:28

| Sample ID | File ID | 8260-FLUOROBENZENE | 8260-CHLOROBENZENE-D5 | 8260-1,4-DICHLOROBENZENE-D4 |
|---|---|---|---|---|
| | | Response | Response | Response |
| Standard | 0306_02 | 255604 | 128946 | 116076 |
| Upper Limit | | 511208 | 257892 | 232152 |
| Lower Limit | | 127802 | 64473 | 58038 |
| LCS R4042927-1 WG2240594 1x | 0306_02LCSA | 255604 | 128946 | 116076 |
| LCSD R4042927-2 WG2240594 1x | 0306_03A | 254247 | 128336 | 114037 |
| BLANK R4042927-4 WG2240594 1x | 0306_06 | 245256 | 118485 | 103765 |
| L1711557-05 WG2240594 1x | 0306_10 | 237180 | 114440 | 101200 |
| L1711557-01 WG2240594 1x | 0306_17 | 221861 | 110018 | 95290 |
| L1711557-02 WG2240594 1x | 0306_18 | 219458 | 108182 | 94838 |
| L1711557-03 WG2240594 1x | 0306_19 | 224316 | 109482 | 95616 |
| L1711557-04 WG2240594 1x | 0306_20 | 219887 | 108228 | 96014 |
| MS R4042927-5 WG2240594 1x | 0306_30 | 240429 | 123694 | 110332 |
| MSD R4042927-6 WG2240594 1x | 0306_31 | 237867 | 120107 | 109402 |

# GLOSSARY OF TERMS

## Guide to Reading and Understanding Your Laboratory Report

The information below is designed to better explain the various terms used in your report of analytical results from the Laboratory. This is not intended as a comprehensive explanation, and if you have additional questions please contact your project representative.

Results Disclaimer - Information that may be provided by the customer, and contained within this report, include Permit Limits, Project Name, Sample ID, Sample Matrix, Sample Preservation, Field Blanks, Field Spikes, Field Duplicates, On-Site Data, Sampling Collection Dates/Times, and Sampling Location. Results relate to the accuracy of this information provided, and as the samples are received.

## Abbreviations and Definitions

| | |
|---|---|
| MDL | Method Detection Limit. |
| ND | Not detected at the Reporting Limit (or MDL where applicable). |
| RDL | Reported Detection Limit. |
| Rec. | Recovery. |
| RPD | Relative Percent Difference. |
| SDG | Sample Delivery Group. |
| (S) | Surrogate (Surrogate Standard) - Analytes added to every blank, sample, Laboratory Control Sample/Duplicate and Matrix Spike/Duplicate; used to evaluate analytical efficiency by measuring recovery. Surrogates are not expected to be detected in all environmental media. |
| U | Not detected at the Reporting Limit (or MDL where applicable). |
| Analyte | The name of the particular compound or analysis performed. Some Analyses and Methods will have multiple analytes reported. |
| Dilution | If the sample matrix contains an interfering material, the sample preparation volume or weight values differ from the standard, or if concentrations of analytes in the sample are higher than the highest limit of concentration that the laboratory can accurately report, the sample may be diluted for analysis. If a value different than 1 is used in this field, the result reported has already been corrected for this factor. |
| Limits | These are the target % recovery ranges or % difference value that the laboratory has historically determined as normal for the method and analyte being reported. Successful QC Sample analysis will target all analytes recovered or duplicated within these ranges. |
| Original Sample | The non-spiked sample in the prep batch used to determine the Relative Percent Difference (RPD) from a quality control sample. The Original Sample may not be included within the reported SDG. |
| Qualifier | This column provides a letter and/or number designation that corresponds to additional information concerning the result reported. If a Qualifier is present, a definition per Qualifier is provided within the Glossary and Definitions page and potentially a discussion of possible implications of the Qualifier in the Case Narrative if applicable. |
| Result | The actual analytical final result (corrected for any sample specific characteristics) reported for your sample. If there was no measurable result returned for a specific analyte, the result in this column may state “ND” (Not Detected) or “BDL” (Below Detectable Levels). The information in the results column should always be accompanied by either an MDL (Method Detection Limit) or RDL (Reporting Detection Limit) that defines the lowest value that the laboratory could detect or report for this analyte. |
| Uncertainty (Radiochemistry) | Confidence level of 2 sigma. |
| Case Narrative (Cn) | A brief discussion about the included sample results, including a discussion of any non-conformances to protocol observed either at sample receipt by the laboratory from the field or during the analytical process. If present, there will be a section in the Case Narrative to discuss the meaning of any data qualifiers used in the report. |
| Quality Control Summary (Qc) | This section of the report includes the results of the laboratory quality control analyses required by procedure or analytical methods to assist in evaluating the validity of the results reported for your samples. These analyses are not being performed on your samples typically, but on laboratory generated material. |
| Sample Chain of Custody (Sc) | This is the document created in the field when your samples were initially collected. This is used to verify the time and date of collection, the person collecting the samples, and the analyses that the laboratory is requested to perform. This chain of custody also documents all persons (excluding commercial shippers) that have had control or possession of the samples from the time of collection until delivery to the laboratory for analysis. |
| Sample Results (Sr) | This section of your report will provide the results of all testing performed on your samples. These results are provided by sample ID and are separated by the analyses performed on each sample. The header line of each analysis section for each sample will provide the name and method number for the analysis reported. |
| Sample Summary (Ss) | This section of the Analytical Report defines the specific analyses performed for each sample ID, including the dates and times of preparation and/or analysis. |

| Qualifier | Description |
|---|---|
| L2 | The associated blank spike recovery was below laboratory acceptance limits. |
| M3 | The spike recovery value is unusable since the analyte concentration in the sample is disproportionate to the spike level. The associated blank spike recovery was acceptable. |
| R8 | Sample RPD exceeded the method acceptance limit. |

# ACCREDITATIONS & LOCATIONS

## Pace Analytical National 12065 Lebanon Rd Mount Juliet, TN 37122

| | | | |
|---|---|---|---|
| Alabama | 40660 | Nebraska | NE-OS-15-05 |
| Alaska | 17-026 | Nevada | TN000032021-1 |
| Arizona | AZ0612 | New Hampshire | 2975 |
| Arkansas | 88-0469 | New Jersey–NELAP | TN002 |
| California | 2932 | New Mexico [1] | TN00003 |
| Colorado | TN00003 | New York | 11742 |
| Connecticut | PH-0197 | North Carolina | Env375 |
| Florida | E87487 | North Carolina [1] | DW21704 |
| Georgia | NELAP | North Carolina [3] | 41 |
| Georgia [1] | 923 | North Dakota | R-140 |
| Idaho | TN00003 | Ohio–VAP | CL0069 |
| Illinois | 200008 | Oklahoma | 9915 |
| Indiana | C-TN-01 | Oregon | TN200002 |
| Iowa | 364 | Pennsylvania | 68-02979 |
| Kansas | E-10277 | Rhode Island | LAO000356 |
| Kentucky [1 6] | KY90010 | South Carolina | 84004002 |
| Kentucky [2] | 16 | South Dakota | n/a |
| Louisiana | AI30792 | Tennessee [1 4] | 2006 |
| Louisiana | LA018 | Texas | T104704245-20-18 |
| Maine | TN00003 | Texas [5] | LAB0152 |
| Maryland | 324 | Utah | TN000032021-11 |
| Massachusetts | M-TN003 | Vermont | VT2006 |
| Michigan | 9958 | Virginia | 110033 |
| Minnesota | 047-999-395 | Washington | C847 |
| Mississippi | TN00003 | West Virginia | 233 |
| Missouri | 340 | Wisconsin | 998093910 |
| Montana | CERT0086 | Wyoming | A2LA |
| A2LA – ISO 17025 | 1461.01 | AIHA-LAP,LLC EMLAP | 100789 |
| A2LA – ISO 17025 [5] | 1461.02 | DOD | 1461.01 |
| Canada | 1461.01 | USDA | P330-15-00234 |
| EPA–Crypto | TN00003 | | |

[1] Drinking Water [2] Underground Storage Tanks [3] Aquatic Toxicity [4] Chemical/Microbiological [5] Mold [6] Wastewater n/a Accreditation not applicable

* Not all certifications held by the laboratory are applicable to the results reported in the attached report.

* Accreditation is only applicable to the test methods specified on each scope of accreditation held by Pace Analytical.

Company Name/Address:
**Kinder Morgan - Rocklin, CA-AZ Work**

410 N.44th Street
Suite 1000
Phoenix. AZ 85008

Billing Information:
Accounts Payable- Alan Van Antwerp
9950 SAN DIEGO MISSION RD.
SAN DIEGO, CA 92108

Pres Chk

Report to: Bob Forsberg

Email To: bob.forsberg@arcadis-us.com;sascha.arnold@arcadis.com

Project Description: KMEP Silvercroft Wash

City/State Collected: TUCSON/AZ

Please Circle: PT (MT) CT ET

Phone: 602-438-0883

Client Project # ~~30179444.01~~ 30207116

Lab Project # KINARCPAZ-SILVERCROF

Collected by (print): MS/SKA

Site/Facility ID # SILVERCROFT WASH

P.O. # WD1046679

Collected by (signature):

Immediately Packed on Ice N ___ Y X

*Rush?* (Lab MUST Be Notified)
___ Same Day ___ Five Day
___ Next Day ___ 5 Day (Rad Only)
___ Two Day ___ 10 Day (Rad Only)
___ Three Day

Date Results Needed: STD TAT

Quote #

Analysis / Container / Preservative

| Sample ID | Comp/Grab | Matrix * | Depth | Date | Time | No. of Cntrs | *NO2,NO3,SO4 125mlHDPE-NoPres | EEM RSK175 40mlAmb HCl | HOLD - NO2+NO3 250mlHDPE-H2SO4 <2 | TDS 1L-HDPE NoPres | Total Fe 6010 250mlHDPE-HNO3 <2 | VOCs+OXYs 8260 40mlAmb-HCl | Remarks | Sample # (lab only) |
|---|---|---|---|---|---|---|---|---|---|---|---|---|---|---|
| MW-30 | GRAB | GW | 155' | 03-04-2024 | 1120 | 18 | X | X | X | X | X | X | RUN MS/MSD | -01 |
| MW-22 | " | GW | 155' | " | 1215 | 9 | X | X | X | X | X | X | | -02 |
| MW-21 | " | GW | 155' | " | 1301 | 9 | X | X | X | X | X | X | | -03 |
| MW-20 | " | GW | 156' | " | 1355 | 9 | X | X | X | X | X | X | | -04 |
| | | GW | | | | | | | | | | | | |
| | | GW | | | | | | | | | | | | |
| | | GW | | | | | | | | | | | | |
| | | GW | | | | | | | | | | | | |
| | | GW | | | | | | | | | | | | |
| TRIP BLANK | GRAB | GW | — | 03-04-2024 | — | 2 | | | | | | X | | -05 |

Chain of Custody Page 1 of 1

Pace
PEOPLE ADVANCING SCIENCE

MT JULIET, TN
12065 Lebanon Rd Mount Juliet, TN 37122
Submitting a sample via this chain of custody constitutes acknowledgment and acceptance of the Pace Terms and Conditions found at: https://info.pacelabs.com/hubfs/pas-standard-terms.pdf

SDG # L1711557

D059

Acctnum: KINARCPAZ
Template: T190237
Prelogin: P1053889
PM: 110 - Brian Ford
PB:

Shipped Via:

* Matrix:
SS - Soil AIR - Air F - Filter
GW - Groundwater B - Bioassay
WW - WasteWater
DW - Drinking Water
OT - Other_____

Remarks: *NO2,NO3 have a 48 hour holding time.

SHIP VIA FEDEX

pH _____ Temp _____

Flow _____ Other _____

Samples returned via: __ UPS __ FedEx __ Courier _____

Tracking # 7155 0301 9551

Sample Receipt Checklist

| | | |
|---|---|---|
| COC Seal Present/Intact: | NP | Y N |
| COC Signed/Accurate: | | Y N |
| Bottles arrive intact: | | Y N |
| Correct bottles used: | | Y N |
| Sufficient volume sent: | | Y N |
| If Applicable | | |
| VOA Zero Headspace: | | Y N |
| Preservation Correct/Checked: | | Y N |
| RAD Screen <0.5 mR/hr: | | Y N |

| Relinquished by : (Signature) | Date: | Time: | Received by: (Signature) | Trip Blank Received: (Yes) / No HCL / MeoH TBR |
|---|---|---|---|---|
| | 03-04-2024 | 1515 | SHIP-N-MAIL | 2 |
| Relinquished by : (Signature) | Date: | Time: | Received by: (Signature) | Temp: MS+G °C 1.6+0=1.6 Bottles Received: 45 |
| Relinquished by : (Signature) | Date: | Time: | Received for lab by: (Signature) | Date: 03/5/24 Time: 0900 |

PH-10BDH5021 TRC-23E2[illegible]
CR6-20221V

Date/Time

Hold:

Condition: NCF / (OK)

# ANALYTICAL REPORT

March 13, 2024



## Kinder Morgan - Rocklin, CA-AZ Work

| | |
|---|---|
| Sample Delivery Group: | L1711228 |
| Samples Received: | 03/02/2024 |
| Project Number: | 30179444.01 |
| Description: | KMEP Silvercroft Wash |
| Site: | SILVERCROFT WASH |
| Report To: | Bob Forsberg<br>410 N.44th Street<br>Suite 1000<br>Phoenix, AZ 85008 |

Entire Report Reviewed By:

Erica McNeese
Project Manager

Results relate only to the items tested or calibrated and are reported as rounded values. This test report shall not be reproduced, except in full, without written approval of the laboratory. Where applicable, sampling conducted by Pace Analytical National is performed per guidance provided in laboratory standard operating procedures ENV-SOP-MTJL-0067 and ENV-SOP-MTJL-0068. Where sampling conducted by the customer, results relate to the accuracy of the information provided, and as the samples are received.

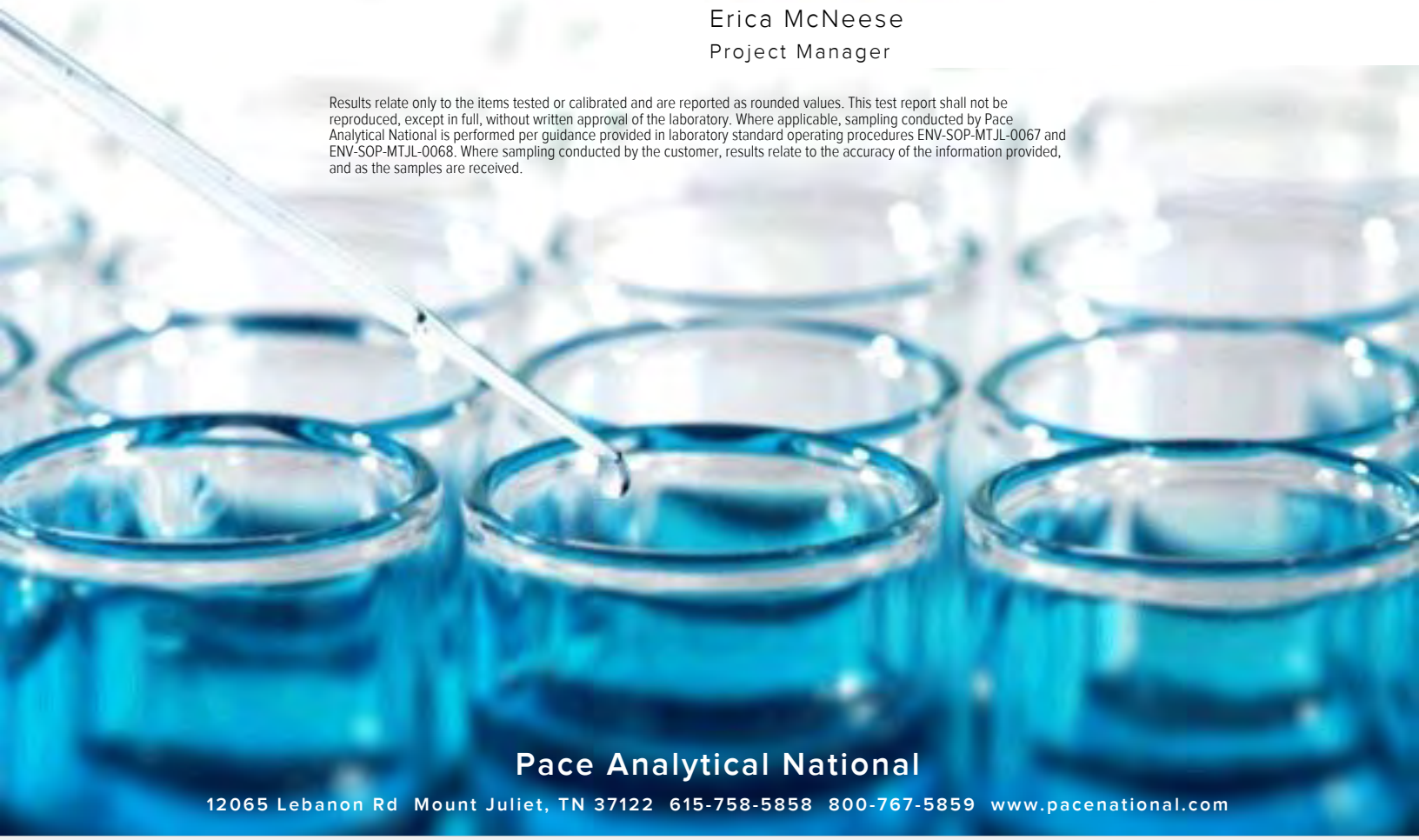

**Pace Analytical National**
12065 Lebanon Rd Mount Juliet, TN 37122 615-758-5858 800-767-5859 www.pacenational.com

# TABLE OF CONTENTS


Cp: Cover Page 1

Tc: Table of Contents 2

Ss: Sample Summary 3

Cn: Case Narrative 5

Sr: Sample Results 6

MW-2 L1711228-01 6

MW-2-DUP L1711228-02 8

MW-25 L1711228-03 10

MW-18 L1711228-04 12

MW-24 L1711228-05 14

TRIP BLANK L1711228-06 16

Qc: Quality Control Summary 18

Gravimetric Analysis by Method 2540 C-2011 18

Wet Chemistry by Method 9056A 20

Metals (ICP) by Method 6010D 21

Volatile Organic Compounds (GC) by Method RSK175 22

Volatile Organic Compounds (GC/MS) by Method 8260B 24

Is: Internal Standard Summary 34

Volatile Organic Compounds (GC/MS) by Method 8260B 34

Gl: Glossary of Terms 35

Al: Accreditations & Locations 36

Sc: Sample Chain of Custody 37

## MW-2 L1711228-01 GW

Collected by: SA, MH | Collected date/time: 03/01/24 09:05 | Received date/time: 03/02/24 14:30

| Method | Batch | Dilution | Preparation date/time | Analysis date/time | Analyst | Location |
|---|---|---|---|---|---|---|
| Gravimetric Analysis by Method 2540 C-2011 | WG2240527 | 1 | 03/07/24 07:21 | 03/07/24 14:22 | JAC | Mt. Juliet, TN |
| Wet Chemistry by Method 9056A | WG2238409 | 1 | 03/02/24 18:41 | 03/02/24 18:41 | HMM | Mt. Juliet, TN |
| Metals (ICP) by Method 6010D | WG2238915 | 1 | 03/05/24 09:26 | 03/05/24 15:59 | ZSA | Mt. Juliet, TN |
| Volatile Organic Compounds (GC) by Method RSK175 | WG2239158 | 1 | 03/05/24 09:53 | 03/05/24 09:53 | CCM | Mt. Juliet, TN |
| Volatile Organic Compounds (GC/MS) by Method 8260B | WG2239768 | 1 | 03/05/24 16:01 | 03/05/24 16:01 | JCP | Mt. Juliet, TN |
| Volatile Organic Compounds (GC/MS) by Method 8260B | WG2242033 | 1 | 03/08/24 02:25 | 03/08/24 02:25 | ADM | Mt. Juliet, TN |

## MW-2-DUP L1711228-02 GW

Collected by: SA, MH | Collected date/time: 03/01/24 09:10 | Received date/time: 03/02/24 14:30

| Method | Batch | Dilution | Preparation date/time | Analysis date/time | Analyst | Location |
|---|---|---|---|---|---|---|
| Gravimetric Analysis by Method 2540 C-2011 | WG2240527 | 1 | 03/07/24 07:21 | 03/07/24 14:22 | JAC | Mt. Juliet, TN |
| Wet Chemistry by Method 9056A | WG2238409 | 1 | 03/02/24 18:55 | 03/02/24 18:55 | HMM | Mt. Juliet, TN |
| Metals (ICP) by Method 6010D | WG2238915 | 1 | 03/05/24 09:26 | 03/05/24 16:01 | ZSA | Mt. Juliet, TN |
| Volatile Organic Compounds (GC) by Method RSK175 | WG2239158 | 1 | 03/05/24 09:58 | 03/05/24 09:58 | CCM | Mt. Juliet, TN |
| Volatile Organic Compounds (GC/MS) by Method 8260B | WG2239768 | 1 | 03/05/24 16:22 | 03/05/24 16:22 | JCP | Mt. Juliet, TN |

## MW-25 L1711228-03 GW

Collected by: SA, MH | Collected date/time: 03/01/24 10:15 | Received date/time: 03/02/24 14:30

| Method | Batch | Dilution | Preparation date/time | Analysis date/time | Analyst | Location |
|---|---|---|---|---|---|---|
| Gravimetric Analysis by Method 2540 C-2011 | WG2240527 | 1 | 03/07/24 07:21 | 03/07/24 14:22 | JAC | Mt. Juliet, TN |
| Wet Chemistry by Method 9056A | WG2238409 | 1 | 03/02/24 19:09 | 03/02/24 19:09 | HMM | Mt. Juliet, TN |
| Wet Chemistry by Method 9056A | WG2238409 | 10 | 03/02/24 19:23 | 03/02/24 19:23 | HMM | Mt. Juliet, TN |
| Metals (ICP) by Method 6010D | WG2238915 | 1 | 03/05/24 09:26 | 03/05/24 16:03 | ZSA | Mt. Juliet, TN |
| Volatile Organic Compounds (GC) by Method RSK175 | WG2239158 | 1 | 03/05/24 10:03 | 03/05/24 10:03 | CCM | Mt. Juliet, TN |
| Volatile Organic Compounds (GC/MS) by Method 8260B | WG2239768 | 1 | 03/05/24 16:44 | 03/05/24 16:44 | JCP | Mt. Juliet, TN |

## MW-18 L1711228-04 GW

Collected by: SA, MH | Collected date/time: 03/01/24 10:57 | Received date/time: 03/02/24 14:30

| Method | Batch | Dilution | Preparation date/time | Analysis date/time | Analyst | Location |
|---|---|---|---|---|---|---|
| Gravimetric Analysis by Method 2540 C-2011 | WG2243874 | 1 | 03/11/24 07:59 | 03/12/24 00:52 | MMF | Mt. Juliet, TN |
| Wet Chemistry by Method 9056A | WG2238409 | 1 | 03/02/24 19:37 | 03/02/24 19:37 | HMM | Mt. Juliet, TN |
| Metals (ICP) by Method 6010D | WG2238915 | 1 | 03/05/24 09:26 | 03/05/24 16:04 | ZSA | Mt. Juliet, TN |
| Volatile Organic Compounds (GC) by Method RSK175 | WG2239158 | 1 | 03/05/24 10:07 | 03/05/24 10:07 | CCM | Mt. Juliet, TN |
| Volatile Organic Compounds (GC/MS) by Method 8260B | WG2242033 | 1 | 03/08/24 02:46 | 03/08/24 02:46 | ADM | Mt. Juliet, TN |

## MW-24 L1711228-05 GW

Collected by: SA, MH | Collected date/time: 03/01/24 12:12 | Received date/time: 03/02/24 14:30

| Method | Batch | Dilution | Preparation date/time | Analysis date/time | Analyst | Location |
|---|---|---|---|---|---|---|
| Gravimetric Analysis by Method 2540 C-2011 | WG2243874 | 1 | 03/11/24 07:59 | 03/12/24 00:52 | MMF | Mt. Juliet, TN |
| Wet Chemistry by Method 9056A | WG2238409 | 1 | 03/02/24 20:32 | 03/02/24 20:32 | HMM | Mt. Juliet, TN |
| Wet Chemistry by Method 9056A | WG2238409 | 10 | 03/02/24 20:46 | 03/02/24 20:46 | HMM | Mt. Juliet, TN |
| Metals (ICP) by Method 6010D | WG2238915 | 1 | 03/05/24 09:26 | 03/05/24 16:06 | ZSA | Mt. Juliet, TN |
| Volatile Organic Compounds (GC) by Method RSK175 | WG2239158 | 1 | 03/05/24 10:10 | 03/05/24 10:10 | CCM | Mt. Juliet, TN |
| Volatile Organic Compounds (GC/MS) by Method 8260B | WG2239768 | 1 | 03/05/24 17:27 | 03/05/24 17:27 | JCP | Mt. Juliet, TN |

## TRIP BLANK L1711228-06 GW

| Collected by | Collected date/time | Received date/time |
|---|---|---|
| SA, MH | 03/01/24 00:00 | 03/02/24 14:30 |

| Method | Batch | Dilution | Preparation date/time | Analysis date/time | Analyst | Location |
|---|---|---|---|---|---|---|
| Volatile Organic Compounds (GC/MS) by Method 8260B | WG2239768 | 1 | 03/05/24 12:07 | 03/05/24 12:07 | JCP | Mt. Juliet, TN |

# CASE NARRATIVE

All sample aliquots were received at the correct temperature, in the proper containers, with the appropriate preservatives, and within method specified holding times, unless qualified or notated within the report. Where applicable, all MDL (LOD) and RDL (LOQ) values reported for environmental samples have been corrected for the dilution factor used in the analysis. All Method and Batch Quality Control are within established criteria except where addressed in this case narrative, a non-conformance form or properly qualified within the sample results. By my digital signature below, I affirm to the best of my knowledge, all problems/anomalies observed by the laboratory as having the potential to affect the quality of the data have been identified by the laboratory, and no information or data have been knowingly withheld that would affect the quality of the data.

Erica McNeese
Project Manager

## Gravimetric Analysis by Method 2540 C-2011

| Analyte | Result | Qualifier | RDL | Dilution | Analysis | Batch |
|---|---|---|---|---|---|---|
| | mg/l | | mg/l | | date / time | |
| Dissolved Solids | 498 | | 10.0 | 1 | 03/07/2024 14:22 | WG2240527 |

## Wet Chemistry by Method 9056A

| Analyte | Result | Qualifier | RDL | Dilution | Analysis | Batch |
|---|---|---|---|---|---|---|
| | mg/l | | mg/l | | date / time | |
| Nitrate | ND | | 0.100 | 1 | 03/02/2024 18:41 | WG2238409 |
| Nitrite | ND | | 0.100 | 1 | 03/02/2024 18:41 | WG2238409 |
| Sulfate | 13.6 | | 5.00 | 1 | 03/02/2024 18:41 | WG2238409 |

## Metals (ICP) by Method 6010D

| Analyte | Result | Qualifier | RDL | Dilution | Analysis | Batch |
|---|---|---|---|---|---|---|
| | mg/l | | mg/l | | date / time | |
| Iron | 1.10 | | 0.100 | 1 | 03/05/2024 15:59 | WG2238915 |

## Volatile Organic Compounds (GC) by Method RSK175

| Analyte | Result | Qualifier | RDL | Dilution | Analysis | Batch |
|---|---|---|---|---|---|---|
| | mg/l | | mg/l | | date / time | |
| Methane | 0.109 | | 0.0100 | 1 | 03/05/2024 09:53 | WG2239158 |
| Ethane | ND | | 0.0130 | 1 | 03/05/2024 09:53 | WG2239158 |
| Ethene | ND | | 0.0130 | 1 | 03/05/2024 09:53 | WG2239158 |

## Volatile Organic Compounds (GC/MS) by Method 8260B

| Analyte | Result | Qualifier | RDL | Dilution | Analysis | Batch |
|---|---|---|---|---|---|---|
| | mg/l | | mg/l | | date / time | |
| Acetone | ND | | 0.0500 | 1 | 03/05/2024 16:01 | WG2239768 |
| Acrylonitrile | ND | | 0.0100 | 1 | 03/05/2024 16:01 | WG2239768 |
| Benzene | ND | | 0.00100 | 1 | 03/05/2024 16:01 | WG2239768 |
| Bromobenzene | ND | | 0.00100 | 1 | 03/05/2024 16:01 | WG2239768 |
| Bromochloromethane | ND | | 0.00100 | 1 | 03/05/2024 16:01 | WG2239768 |
| Bromodichloromethane | ND | | 0.00100 | 1 | 03/05/2024 16:01 | WG2239768 |
| Bromoform | ND | | 0.00100 | 1 | 03/05/2024 16:01 | WG2239768 |
| Bromomethane | ND | | 0.00500 | 1 | 03/05/2024 16:01 | WG2239768 |
| n-Butylbenzene | ND | | 0.00100 | 1 | 03/05/2024 16:01 | WG2239768 |
| sec-Butylbenzene | 0.00105 | | 0.00100 | 1 | 03/05/2024 16:01 | WG2239768 |
| tert-Butylbenzene | ND | | 0.00100 | 1 | 03/05/2024 16:01 | WG2239768 |
| Carbon tetrachloride | ND | | 0.00100 | 1 | 03/05/2024 16:01 | WG2239768 |
| Carbon disulfide | ND | | 0.00100 | 1 | 03/05/2024 16:01 | WG2239768 |
| Chlorobenzene | ND | | 0.00100 | 1 | 03/05/2024 16:01 | WG2239768 |
| Chlorodibromomethane | ND | | 0.00100 | 1 | 03/05/2024 16:01 | WG2239768 |
| Chloroethane | ND | | 0.00500 | 1 | 03/05/2024 16:01 | WG2239768 |
| Chloroform | ND | | 0.00500 | 1 | 03/05/2024 16:01 | WG2239768 |
| Chloromethane | ND | | 0.00250 | 1 | 03/05/2024 16:01 | WG2239768 |
| 1,2-Dibromo-3-Chloropropane | ND | | 0.00500 | 1 | 03/05/2024 16:01 | WG2239768 |
| 1,2-Dibromoethane | ND | | 0.00100 | 1 | 03/05/2024 16:01 | WG2239768 |
| Dibromomethane | ND | | 0.00100 | 1 | 03/05/2024 16:01 | WG2239768 |
| 1,2-Dichlorobenzene | ND | | 0.00100 | 1 | 03/05/2024 16:01 | WG2239768 |
| 1,3-Dichlorobenzene | ND | | 0.00100 | 1 | 03/05/2024 16:01 | WG2239768 |
| 1,4-Dichlorobenzene | ND | | 0.00100 | 1 | 03/05/2024 16:01 | WG2239768 |
| trans-1,4-Dichloro-2-butene | ND | | 0.00250 | 1 | 03/05/2024 16:01 | WG2239768 |
| Dichlorodifluoromethane | ND | | 0.00500 | 1 | 03/05/2024 16:01 | WG2239768 |
| 1,1-Dichloroethane | ND | | 0.00100 | 1 | 03/05/2024 16:01 | WG2239768 |
| 1,2-Dichloroethane | ND | | 0.00100 | 1 | 03/05/2024 16:01 | WG2239768 |
| 1,1-Dichloroethene | ND | | 0.00100 | 1 | 03/05/2024 16:01 | WG2239768 |
| cis-1,2-Dichloroethene | ND | | 0.00100 | 1 | 03/05/2024 16:01 | WG2239768 |

## Volatile Organic Compounds (GC/MS) by Method 8260B

| Analyte | Result mg/l | Qualifier | RDL mg/l | Dilution | Analysis date / time | Batch |
|---|---|---|---|---|---|---|
| trans-1,2-Dichloroethene | ND | | 0.00100 | 1 | 03/05/2024 16:01 | WG2239768 |
| 1,2-Dichloropropane | ND | | 0.00100 | 1 | 03/05/2024 16:01 | WG2239768 |
| cis-1,3-Dichloropropene | ND | | 0.00100 | 1 | 03/05/2024 16:01 | WG2239768 |
| trans-1,3-Dichloropropene | ND | | 0.00100 | 1 | 03/05/2024 16:01 | WG2239768 |
| Ethylbenzene | 0.0953 | | 0.00100 | 1 | 03/05/2024 16:01 | WG2239768 |
| Hexachloro-1,3-butadiene | ND | | 0.00100 | 1 | 03/05/2024 16:01 | WG2239768 |
| 2-Hexanone | ND | | 0.0100 | 1 | 03/05/2024 16:01 | WG2239768 |
| 2-Butanone (MEK) | ND | | 0.0100 | 1 | 03/05/2024 16:01 | WG2239768 |
| Iodomethane | ND | | 0.0100 | 1 | 03/05/2024 16:01 | WG2239768 |
| Methylene Chloride | ND | | 0.00500 | 1 | 03/05/2024 16:01 | WG2239768 |
| 4-Methyl-2-pentanone (MIBK) | ND | | 0.0100 | 1 | 03/05/2024 16:01 | WG2239768 |
| Naphthalene | 0.0131 | | 0.00500 | 1 | 03/05/2024 16:01 | WG2239768 |
| n-Propylbenzene | 0.00535 | | 0.00100 | 1 | 03/05/2024 16:01 | WG2239768 |
| Styrene | ND | | 0.00100 | 1 | 03/05/2024 16:01 | WG2239768 |
| 1,1,1,2-Tetrachloroethane | ND | | 0.00100 | 1 | 03/05/2024 16:01 | WG2239768 |
| 1,1,2,2-Tetrachloroethane | ND | | 0.00100 | 1 | 03/05/2024 16:01 | WG2239768 |
| 1,1,2-Trichlorotrifluoroethane | ND | | 0.00100 | 1 | 03/05/2024 16:01 | WG2239768 |
| Tetrachloroethene | ND | | 0.00100 | 1 | 03/05/2024 16:01 | WG2239768 |
| Toluene | ND | | 0.00100 | 1 | 03/05/2024 16:01 | WG2239768 |
| 1,2,4-Trichlorobenzene | ND | | 0.00100 | 1 | 03/05/2024 16:01 | WG2239768 |
| 1,1,1-Trichloroethane | ND | | 0.00100 | 1 | 03/05/2024 16:01 | WG2239768 |
| 1,1,2-Trichloroethane | ND | | 0.00100 | 1 | 03/05/2024 16:01 | WG2239768 |
| Trichloroethene | ND | | 0.00100 | 1 | 03/05/2024 16:01 | WG2239768 |
| Trichlorofluoromethane | ND | | 0.00500 | 1 | 03/05/2024 16:01 | WG2239768 |
| 1,2,3-Trichloropropane | ND | | 0.00250 | 1 | 03/05/2024 16:01 | WG2239768 |
| 1,2,4-Trimethylbenzene | 0.0931 | | 0.00100 | 1 | 03/05/2024 16:01 | WG2239768 |
| 1,3,5-Trimethylbenzene | 0.00605 | | 0.00100 | 1 | 03/05/2024 16:01 | WG2239768 |
| Vinyl acetate | ND | L1 | 0.0100 | 1 | 03/05/2024 16:01 | WG2239768 |
| Vinyl chloride | ND | | 0.00100 | 1 | 03/05/2024 16:01 | WG2239768 |
| Xylenes, Total | 0.0219 | | 0.00300 | 1 | 03/05/2024 16:01 | WG2239768 |
| Di-isopropyl ether | ND | | 0.00100 | 1 | 03/05/2024 16:01 | WG2239768 |
| Ethanol | ND | | 0.100 | 1 | 03/05/2024 16:01 | WG2239768 |
| Ethyl tert-butyl ether | ND | | 0.00100 | 1 | 03/05/2024 16:01 | WG2239768 |
| Methyl tert-butyl ether | 0.00224 | | 0.00100 | 1 | 03/05/2024 16:01 | WG2239768 |
| tert-Butyl alcohol | 0.0227 | | 0.00500 | 1 | 03/08/2024 02:25 | WG2242033 |
| tert-Amyl Methyl Ether | ND | | 0.00100 | 1 | 03/05/2024 16:01 | WG2239768 |
| *(S) Toluene-d8* | *113* | | *80.0-120* | | *03/05/2024 16:01* | WG2239768 |
| *(S) Toluene-d8* | *102* | | *80.0-120* | | *03/08/2024 02:25* | WG2242033 |
| *(S) 4-Bromofluorobenzene* | *102* | | *77.0-126* | | *03/05/2024 16:01* | WG2239768 |
| *(S) 4-Bromofluorobenzene* | *107* | | *77.0-126* | | *03/08/2024 02:25* | WG2242033 |
| *(S) 1,2-Dichloroethane-d4* | *110* | | *70.0-130* | | *03/05/2024 16:01* | WG2239768 |
| *(S) 1,2-Dichloroethane-d4* | *88.4* | | *70.0-130* | | *03/08/2024 02:25* | WG2242033 |

## Gravimetric Analysis by Method 2540 C-2011

| Analyte | Result | Qualifier | RDL | Dilution | Analysis | Batch |
|---|---|---|---|---|---|---|
| | mg/l | | mg/l | | date / time | |
| Dissolved Solids | 495 | | 10.0 | 1 | 03/07/2024 14:22 | WG2240527 |

## Wet Chemistry by Method 9056A

| Analyte | Result | Qualifier | RDL | Dilution | Analysis | Batch |
|---|---|---|---|---|---|---|
| | mg/l | | mg/l | | date / time | |
| Nitrate | ND | | 0.100 | 1 | 03/02/2024 18:55 | WG2238409 |
| Nitrite | ND | | 0.100 | 1 | 03/02/2024 18:55 | WG2238409 |
| Sulfate | 14.7 | | 5.00 | 1 | 03/02/2024 18:55 | WG2238409 |

## Metals (ICP) by Method 6010D

| Analyte | Result | Qualifier | RDL | Dilution | Analysis | Batch |
|---|---|---|---|---|---|---|
| | mg/l | | mg/l | | date / time | |
| Iron | 1.02 | | 0.100 | 1 | 03/05/2024 16:01 | WG2238915 |

## Volatile Organic Compounds (GC) by Method RSK175

| Analyte | Result | Qualifier | RDL | Dilution | Analysis | Batch |
|---|---|---|---|---|---|---|
| | mg/l | | mg/l | | date / time | |
| Methane | 0.108 | | 0.0100 | 1 | 03/05/2024 09:58 | WG2239158 |
| Ethane | ND | | 0.0130 | 1 | 03/05/2024 09:58 | WG2239158 |
| Ethene | ND | | 0.0130 | 1 | 03/05/2024 09:58 | WG2239158 |

## Volatile Organic Compounds (GC/MS) by Method 8260B

| Analyte | Result | Qualifier | RDL | Dilution | Analysis | Batch |
|---|---|---|---|---|---|---|
| | mg/l | | mg/l | | date / time | |
| Acetone | ND | | 0.0500 | 1 | 03/05/2024 16:22 | WG2239768 |
| Acrylonitrile | ND | | 0.0100 | 1 | 03/05/2024 16:22 | WG2239768 |
| Benzene | ND | | 0.00100 | 1 | 03/05/2024 16:22 | WG2239768 |
| Bromobenzene | ND | | 0.00100 | 1 | 03/05/2024 16:22 | WG2239768 |
| Bromochloromethane | ND | | 0.00100 | 1 | 03/05/2024 16:22 | WG2239768 |
| Bromodichloromethane | ND | | 0.00100 | 1 | 03/05/2024 16:22 | WG2239768 |
| Bromoform | ND | | 0.00100 | 1 | 03/05/2024 16:22 | WG2239768 |
| Bromomethane | ND | | 0.00500 | 1 | 03/05/2024 16:22 | WG2239768 |
| n-Butylbenzene | ND | | 0.00100 | 1 | 03/05/2024 16:22 | WG2239768 |
| sec-Butylbenzene | 0.00110 | | 0.00100 | 1 | 03/05/2024 16:22 | WG2239768 |
| tert-Butylbenzene | ND | | 0.00100 | 1 | 03/05/2024 16:22 | WG2239768 |
| Carbon tetrachloride | ND | | 0.00100 | 1 | 03/05/2024 16:22 | WG2239768 |
| Carbon disulfide | ND | | 0.00100 | 1 | 03/05/2024 16:22 | WG2239768 |
| Chlorobenzene | ND | | 0.00100 | 1 | 03/05/2024 16:22 | WG2239768 |
| Chlorodibromomethane | ND | | 0.00100 | 1 | 03/05/2024 16:22 | WG2239768 |
| Chloroethane | ND | | 0.00500 | 1 | 03/05/2024 16:22 | WG2239768 |
| Chloroform | ND | | 0.00500 | 1 | 03/05/2024 16:22 | WG2239768 |
| Chloromethane | ND | | 0.00250 | 1 | 03/05/2024 16:22 | WG2239768 |
| 1,2-Dibromo-3-Chloropropane | ND | | 0.00500 | 1 | 03/05/2024 16:22 | WG2239768 |
| 1,2-Dibromoethane | ND | | 0.00100 | 1 | 03/05/2024 16:22 | WG2239768 |
| Dibromomethane | ND | | 0.00100 | 1 | 03/05/2024 16:22 | WG2239768 |
| 1,2-Dichlorobenzene | ND | | 0.00100 | 1 | 03/05/2024 16:22 | WG2239768 |
| 1,3-Dichlorobenzene | ND | | 0.00100 | 1 | 03/05/2024 16:22 | WG2239768 |
| 1,4-Dichlorobenzene | ND | | 0.00100 | 1 | 03/05/2024 16:22 | WG2239768 |
| trans-1,4-Dichloro-2-butene | ND | | 0.00250 | 1 | 03/05/2024 16:22 | WG2239768 |
| Dichlorodifluoromethane | ND | | 0.00500 | 1 | 03/05/2024 16:22 | WG2239768 |
| 1,1-Dichloroethane | ND | | 0.00100 | 1 | 03/05/2024 16:22 | WG2239768 |
| 1,2-Dichloroethane | ND | | 0.00100 | 1 | 03/05/2024 16:22 | WG2239768 |
| 1,1-Dichloroethene | ND | | 0.00100 | 1 | 03/05/2024 16:22 | WG2239768 |
| cis-1,2-Dichloroethene | ND | | 0.00100 | 1 | 03/05/2024 16:22 | WG2239768 |

## Volatile Organic Compounds (GC/MS) by Method 8260B

| Analyte | Result mg/l | Qualifier | RDL mg/l | Dilution | Analysis date / time | Batch |
|---|---|---|---|---|---|---|
| trans-1,2-Dichloroethene | ND | | 0.00100 | 1 | 03/05/2024 16:22 | WG2239768 |
| 1,2-Dichloropropane | ND | | 0.00100 | 1 | 03/05/2024 16:22 | WG2239768 |
| cis-1,3-Dichloropropene | ND | | 0.00100 | 1 | 03/05/2024 16:22 | WG2239768 |
| trans-1,3-Dichloropropene | ND | | 0.00100 | 1 | 03/05/2024 16:22 | WG2239768 |
| Ethylbenzene | 0.106 | | 0.00100 | 1 | 03/05/2024 16:22 | WG2239768 |
| Hexachloro-1,3-butadiene | ND | | 0.00100 | 1 | 03/05/2024 16:22 | WG2239768 |
| 2-Hexanone | ND | | 0.0100 | 1 | 03/05/2024 16:22 | WG2239768 |
| 2-Butanone (MEK) | ND | | 0.0100 | 1 | 03/05/2024 16:22 | WG2239768 |
| Iodomethane | ND | | 0.0100 | 1 | 03/05/2024 16:22 | WG2239768 |
| Methylene Chloride | ND | | 0.00500 | 1 | 03/05/2024 16:22 | WG2239768 |
| 4-Methyl-2-pentanone (MIBK) | ND | | 0.0100 | 1 | 03/05/2024 16:22 | WG2239768 |
| Naphthalene | 0.0146 | | 0.00500 | 1 | 03/05/2024 16:22 | WG2239768 |
| n-Propylbenzene | 0.00621 | | 0.00100 | 1 | 03/05/2024 16:22 | WG2239768 |
| Styrene | ND | | 0.00100 | 1 | 03/05/2024 16:22 | WG2239768 |
| 1,1,1,2-Tetrachloroethane | ND | | 0.00100 | 1 | 03/05/2024 16:22 | WG2239768 |
| 1,1,2,2-Tetrachloroethane | ND | | 0.00100 | 1 | 03/05/2024 16:22 | WG2239768 |
| 1,1,2-Trichlorotrifluoroethane | ND | | 0.00100 | 1 | 03/05/2024 16:22 | WG2239768 |
| Tetrachloroethene | ND | | 0.00100 | 1 | 03/05/2024 16:22 | WG2239768 |
| Toluene | ND | | 0.00100 | 1 | 03/05/2024 16:22 | WG2239768 |
| 1,2,4-Trichlorobenzene | ND | | 0.00100 | 1 | 03/05/2024 16:22 | WG2239768 |
| 1,1,1-Trichloroethane | ND | | 0.00100 | 1 | 03/05/2024 16:22 | WG2239768 |
| 1,1,2-Trichloroethane | ND | | 0.00100 | 1 | 03/05/2024 16:22 | WG2239768 |
| Trichloroethene | ND | | 0.00100 | 1 | 03/05/2024 16:22 | WG2239768 |
| Trichlorofluoromethane | ND | | 0.00500 | 1 | 03/05/2024 16:22 | WG2239768 |
| 1,2,3-Trichloropropane | ND | | 0.00250 | 1 | 03/05/2024 16:22 | WG2239768 |
| 1,2,4-Trimethylbenzene | 0.109 | | 0.00100 | 1 | 03/05/2024 16:22 | WG2239768 |
| 1,3,5-Trimethylbenzene | 0.00730 | | 0.00100 | 1 | 03/05/2024 16:22 | WG2239768 |
| Vinyl acetate | ND | L1 | 0.0100 | 1 | 03/05/2024 16:22 | WG2239768 |
| Vinyl chloride | ND | | 0.00100 | 1 | 03/05/2024 16:22 | WG2239768 |
| Xylenes, Total | 0.0261 | | 0.00300 | 1 | 03/05/2024 16:22 | WG2239768 |
| Di-isopropyl ether | ND | | 0.00100 | 1 | 03/05/2024 16:22 | WG2239768 |
| Ethanol | ND | | 0.100 | 1 | 03/05/2024 16:22 | WG2239768 |
| Ethyl tert-butyl ether | ND | | 0.00100 | 1 | 03/05/2024 16:22 | WG2239768 |
| Methyl tert-butyl ether | 0.00232 | | 0.00100 | 1 | 03/05/2024 16:22 | WG2239768 |
| tert-Butyl alcohol | 0.0153 | | 0.00500 | 1 | 03/05/2024 16:22 | WG2239768 |
| tert-Amyl Methyl Ether | ND | | 0.00100 | 1 | 03/05/2024 16:22 | WG2239768 |
| *(S) Toluene-d8* | *116* | | *80.0-120* | | *03/05/2024 16:22* | WG2239768 |
| *(S) 4-Bromofluorobenzene* | *106* | | *77.0-126* | | *03/05/2024 16:22* | WG2239768 |
| *(S) 1,2-Dichloroethane-d4* | *108* | | *70.0-130* | | *03/05/2024 16:22* | WG2239768 |

## Gravimetric Analysis by Method 2540 C-2011

| Analyte | Result mg/l | Qualifier | RDL mg/l | Dilution | Analysis date / time | Batch |
|---|---|---|---|---|---|---|
| Dissolved Solids | 631 | | 13.3 | 1 | 03/07/2024 14:22 | WG2240527 |

## Wet Chemistry by Method 9056A

| Analyte | Result mg/l | Qualifier | RDL mg/l | Dilution | Analysis date / time | Batch |
|---|---|---|---|---|---|---|
| Nitrate | 5.84 | | 0.100 | 1 | 03/02/2024 19:09 | WG2238409 |
| Nitrite | ND | | 0.100 | 1 | 03/02/2024 19:09 | WG2238409 |
| Sulfate | 210 | | 50.0 | 10 | 03/02/2024 19:23 | WG2238409 |

## Metals (ICP) by Method 6010D

| Analyte | Result mg/l | Qualifier | RDL mg/l | Dilution | Analysis date / time | Batch |
|---|---|---|---|---|---|---|
| Iron | ND | | 0.100 | 1 | 03/05/2024 16:03 | WG2238915 |

## Volatile Organic Compounds (GC) by Method RSK175

| Analyte | Result mg/l | Qualifier | RDL mg/l | Dilution | Analysis date / time | Batch |
|---|---|---|---|---|---|---|
| Methane | ND | | 0.0100 | 1 | 03/05/2024 10:03 | WG2239158 |
| Ethane | ND | | 0.0130 | 1 | 03/05/2024 10:03 | WG2239158 |
| Ethene | ND | | 0.0130 | 1 | 03/05/2024 10:03 | WG2239158 |

## Volatile Organic Compounds (GC/MS) by Method 8260B

| Analyte | Result mg/l | Qualifier | RDL mg/l | Dilution | Analysis date / time | Batch |
|---|---|---|---|---|---|---|
| Acetone | ND | | 0.0500 | 1 | 03/05/2024 16:44 | WG2239768 |
| Acrylonitrile | ND | | 0.0100 | 1 | 03/05/2024 16:44 | WG2239768 |
| Benzene | ND | | 0.00100 | 1 | 03/05/2024 16:44 | WG2239768 |
| Bromobenzene | ND | | 0.00100 | 1 | 03/05/2024 16:44 | WG2239768 |
| Bromochloromethane | ND | | 0.00100 | 1 | 03/05/2024 16:44 | WG2239768 |
| Bromodichloromethane | ND | | 0.00100 | 1 | 03/05/2024 16:44 | WG2239768 |
| Bromoform | ND | | 0.00100 | 1 | 03/05/2024 16:44 | WG2239768 |
| Bromomethane | ND | | 0.00500 | 1 | 03/05/2024 16:44 | WG2239768 |
| n-Butylbenzene | ND | | 0.00100 | 1 | 03/05/2024 16:44 | WG2239768 |
| sec-Butylbenzene | ND | | 0.00100 | 1 | 03/05/2024 16:44 | WG2239768 |
| tert-Butylbenzene | ND | | 0.00100 | 1 | 03/05/2024 16:44 | WG2239768 |
| Carbon tetrachloride | ND | | 0.00100 | 1 | 03/05/2024 16:44 | WG2239768 |
| Carbon disulfide | ND | | 0.00100 | 1 | 03/05/2024 16:44 | WG2239768 |
| Chlorobenzene | ND | | 0.00100 | 1 | 03/05/2024 16:44 | WG2239768 |
| Chlorodibromomethane | ND | | 0.00100 | 1 | 03/05/2024 16:44 | WG2239768 |
| Chloroethane | ND | | 0.00500 | 1 | 03/05/2024 16:44 | WG2239768 |
| Chloroform | ND | | 0.00500 | 1 | 03/05/2024 16:44 | WG2239768 |
| Chloromethane | ND | | 0.00250 | 1 | 03/05/2024 16:44 | WG2239768 |
| 1,2-Dibromo-3-Chloropropane | ND | | 0.00500 | 1 | 03/05/2024 16:44 | WG2239768 |
| 1,2-Dibromoethane | ND | | 0.00100 | 1 | 03/05/2024 16:44 | WG2239768 |
| Dibromomethane | ND | | 0.00100 | 1 | 03/05/2024 16:44 | WG2239768 |
| 1,2-Dichlorobenzene | ND | | 0.00100 | 1 | 03/05/2024 16:44 | WG2239768 |
| 1,3-Dichlorobenzene | ND | | 0.00100 | 1 | 03/05/2024 16:44 | WG2239768 |
| 1,4-Dichlorobenzene | ND | | 0.00100 | 1 | 03/05/2024 16:44 | WG2239768 |
| trans-1,4-Dichloro-2-butene | ND | | 0.00250 | 1 | 03/05/2024 16:44 | WG2239768 |
| Dichlorodifluoromethane | ND | | 0.00500 | 1 | 03/05/2024 16:44 | WG2239768 |
| 1,1-Dichloroethane | ND | | 0.00100 | 1 | 03/05/2024 16:44 | WG2239768 |
| 1,2-Dichloroethane | ND | | 0.00100 | 1 | 03/05/2024 16:44 | WG2239768 |
| 1,1-Dichloroethene | ND | | 0.00100 | 1 | 03/05/2024 16:44 | WG2239768 |
| cis-1,2-Dichloroethene | ND | | 0.00100 | 1 | 03/05/2024 16:44 | WG2239768 |

## Volatile Organic Compounds (GC/MS) by Method 8260B

| Analyte | Result mg/l | Qualifier | RDL mg/l | Dilution | Analysis date / time | Batch |
|---|---|---|---|---|---|---|
| trans-1,2-Dichloroethene | ND | | 0.00100 | 1 | 03/05/2024 16:44 | WG2239768 |
| 1,2-Dichloropropane | ND | | 0.00100 | 1 | 03/05/2024 16:44 | WG2239768 |
| cis-1,3-Dichloropropene | ND | | 0.00100 | 1 | 03/05/2024 16:44 | WG2239768 |
| trans-1,3-Dichloropropene | ND | | 0.00100 | 1 | 03/05/2024 16:44 | WG2239768 |
| Ethylbenzene | ND | | 0.00100 | 1 | 03/05/2024 16:44 | WG2239768 |
| Hexachloro-1,3-butadiene | ND | | 0.00100 | 1 | 03/05/2024 16:44 | WG2239768 |
| 2-Hexanone | ND | | 0.0100 | 1 | 03/05/2024 16:44 | WG2239768 |
| 2-Butanone (MEK) | ND | | 0.0100 | 1 | 03/05/2024 16:44 | WG2239768 |
| Iodomethane | ND | | 0.0100 | 1 | 03/05/2024 16:44 | WG2239768 |
| Methylene Chloride | ND | | 0.00500 | 1 | 03/05/2024 16:44 | WG2239768 |
| 4-Methyl-2-pentanone (MIBK) | ND | | 0.0100 | 1 | 03/05/2024 16:44 | WG2239768 |
| Naphthalene | ND | | 0.00500 | 1 | 03/05/2024 16:44 | WG2239768 |
| n-Propylbenzene | ND | | 0.00100 | 1 | 03/05/2024 16:44 | WG2239768 |
| Styrene | ND | | 0.00100 | 1 | 03/05/2024 16:44 | WG2239768 |
| 1,1,1,2-Tetrachloroethane | ND | | 0.00100 | 1 | 03/05/2024 16:44 | WG2239768 |
| 1,1,2,2-Tetrachloroethane | ND | | 0.00100 | 1 | 03/05/2024 16:44 | WG2239768 |
| 1,1,2-Trichlorotrifluoroethane | ND | | 0.00100 | 1 | 03/05/2024 16:44 | WG2239768 |
| Tetrachloroethene | ND | | 0.00100 | 1 | 03/05/2024 16:44 | WG2239768 |
| Toluene | ND | | 0.00100 | 1 | 03/05/2024 16:44 | WG2239768 |
| 1,2,4-Trichlorobenzene | ND | | 0.00100 | 1 | 03/05/2024 16:44 | WG2239768 |
| 1,1,1-Trichloroethane | ND | | 0.00100 | 1 | 03/05/2024 16:44 | WG2239768 |
| 1,1,2-Trichloroethane | ND | | 0.00100 | 1 | 03/05/2024 16:44 | WG2239768 |
| Trichloroethene | ND | | 0.00100 | 1 | 03/05/2024 16:44 | WG2239768 |
| Trichlorofluoromethane | ND | | 0.00500 | 1 | 03/05/2024 16:44 | WG2239768 |
| 1,2,3-Trichloropropane | ND | | 0.00250 | 1 | 03/05/2024 16:44 | WG2239768 |
| 1,2,4-Trimethylbenzene | ND | | 0.00100 | 1 | 03/05/2024 16:44 | WG2239768 |
| 1,3,5-Trimethylbenzene | ND | | 0.00100 | 1 | 03/05/2024 16:44 | WG2239768 |
| Vinyl acetate | ND | L1 | 0.0100 | 1 | 03/05/2024 16:44 | WG2239768 |
| Vinyl chloride | ND | | 0.00100 | 1 | 03/05/2024 16:44 | WG2239768 |
| Xylenes, Total | ND | | 0.00300 | 1 | 03/05/2024 16:44 | WG2239768 |
| Di-isopropyl ether | ND | | 0.00100 | 1 | 03/05/2024 16:44 | WG2239768 |
| Ethanol | ND | | 0.100 | 1 | 03/05/2024 16:44 | WG2239768 |
| Ethyl tert-butyl ether | ND | | 0.00100 | 1 | 03/05/2024 16:44 | WG2239768 |
| Methyl tert-butyl ether | ND | | 0.00100 | 1 | 03/05/2024 16:44 | WG2239768 |
| tert-Butyl alcohol | ND | | 0.00500 | 1 | 03/05/2024 16:44 | WG2239768 |
| tert-Amyl Methyl Ether | ND | | 0.00100 | 1 | 03/05/2024 16:44 | WG2239768 |
| *(S) Toluene-d8* | *118* | | *80.0-120* | | *03/05/2024 16:44* | WG2239768 |
| *(S) 4-Bromofluorobenzene* | *106* | | *77.0-126* | | *03/05/2024 16:44* | WG2239768 |
| *(S) 1,2-Dichloroethane-d4* | *108* | | *70.0-130* | | *03/05/2024 16:44* | WG2239768 |

## Gravimetric Analysis by Method 2540 C-2011

| Analyte | Result mg/l | Qualifier | RDL mg/l | Dilution | Analysis date / time | Batch |
|---|---|---|---|---|---|---|
| Dissolved Solids | 400 | H1 | 10.0 | 1 | 03/12/2024 00:52 | WG2243874 |

## Wet Chemistry by Method 9056A

| Analyte | Result mg/l | Qualifier | RDL mg/l | Dilution | Analysis date / time | Batch |
|---|---|---|---|---|---|---|
| Nitrate | 3.18 | | 0.100 | 1 | 03/02/2024 19:37 | WG2238409 |
| Nitrite | ND | | 0.100 | 1 | 03/02/2024 19:37 | WG2238409 |
| Sulfate | 83.3 | M2 | 5.00 | 1 | 03/02/2024 19:37 | WG2238409 |

## Metals (ICP) by Method 6010D

| Analyte | Result mg/l | Qualifier | RDL mg/l | Dilution | Analysis date / time | Batch |
|---|---|---|---|---|---|---|
| Iron | ND | | 0.100 | 1 | 03/05/2024 16:04 | WG2238915 |

## Volatile Organic Compounds (GC) by Method RSK175

| Analyte | Result mg/l | Qualifier | RDL mg/l | Dilution | Analysis date / time | Batch |
|---|---|---|---|---|---|---|
| Methane | ND | | 0.0100 | 1 | 03/05/2024 10:07 | WG2239158 |
| Ethane | ND | | 0.0130 | 1 | 03/05/2024 10:07 | WG2239158 |
| Ethene | ND | | 0.0130 | 1 | 03/05/2024 10:07 | WG2239158 |

## Volatile Organic Compounds (GC/MS) by Method 8260B

| Analyte | Result mg/l | Qualifier | RDL mg/l | Dilution | Analysis date / time | Batch |
|---|---|---|---|---|---|---|
| Acetone | ND | | 0.0500 | 1 | 03/08/2024 02:46 | WG2242033 |
| Acrylonitrile | ND | | 0.0100 | 1 | 03/08/2024 02:46 | WG2242033 |
| Benzene | ND | | 0.00100 | 1 | 03/08/2024 02:46 | WG2242033 |
| Bromobenzene | ND | | 0.00100 | 1 | 03/08/2024 02:46 | WG2242033 |
| Bromochloromethane | ND | | 0.00100 | 1 | 03/08/2024 02:46 | WG2242033 |
| Bromodichloromethane | ND | | 0.00100 | 1 | 03/08/2024 02:46 | WG2242033 |
| Bromoform | ND | | 0.00100 | 1 | 03/08/2024 02:46 | WG2242033 |
| Bromomethane | ND | | 0.00500 | 1 | 03/08/2024 02:46 | WG2242033 |
| n-Butylbenzene | ND | | 0.00100 | 1 | 03/08/2024 02:46 | WG2242033 |
| sec-Butylbenzene | ND | | 0.00100 | 1 | 03/08/2024 02:46 | WG2242033 |
| tert-Butylbenzene | ND | | 0.00100 | 1 | 03/08/2024 02:46 | WG2242033 |
| Carbon tetrachloride | ND | | 0.00100 | 1 | 03/08/2024 02:46 | WG2242033 |
| Carbon disulfide | ND | | 0.00100 | 1 | 03/08/2024 02:46 | WG2242033 |
| Chlorobenzene | ND | | 0.00100 | 1 | 03/08/2024 02:46 | WG2242033 |
| Chlorodibromomethane | ND | | 0.00100 | 1 | 03/08/2024 02:46 | WG2242033 |
| Chloroethane | ND | | 0.00500 | 1 | 03/08/2024 02:46 | WG2242033 |
| Chloroform | ND | | 0.00500 | 1 | 03/08/2024 02:46 | WG2242033 |
| Chloromethane | ND | | 0.00250 | 1 | 03/08/2024 02:46 | WG2242033 |
| 1,2-Dibromo-3-Chloropropane | ND | | 0.00500 | 1 | 03/08/2024 02:46 | WG2242033 |
| 1,2-Dibromoethane | ND | | 0.00100 | 1 | 03/08/2024 02:46 | WG2242033 |
| Dibromomethane | ND | | 0.00100 | 1 | 03/08/2024 02:46 | WG2242033 |
| 1,2-Dichlorobenzene | ND | | 0.00100 | 1 | 03/08/2024 02:46 | WG2242033 |
| 1,3-Dichlorobenzene | ND | | 0.00100 | 1 | 03/08/2024 02:46 | WG2242033 |
| 1,4-Dichlorobenzene | ND | | 0.00100 | 1 | 03/08/2024 02:46 | WG2242033 |
| trans-1,4-Dichloro-2-butene | ND | | 0.00250 | 1 | 03/08/2024 02:46 | WG2242033 |
| Dichlorodifluoromethane | ND | M1 | 0.00500 | 1 | 03/08/2024 02:46 | WG2242033 |
| 1,1-Dichloroethane | ND | | 0.00100 | 1 | 03/08/2024 02:46 | WG2242033 |
| 1,2-Dichloroethane | ND | | 0.00100 | 1 | 03/08/2024 02:46 | WG2242033 |
| 1,1-Dichloroethene | ND | | 0.00100 | 1 | 03/08/2024 02:46 | WG2242033 |
| cis-1,2-Dichloroethene | ND | | 0.00100 | 1 | 03/08/2024 02:46 | WG2242033 |

## Volatile Organic Compounds (GC/MS) by Method 8260B

| Analyte | Result mg/l | Qualifier | RDL mg/l | Dilution | Analysis date / time | Batch |
|---|---|---|---|---|---|---|
| trans-1,2-Dichloroethene | ND | | 0.00100 | 1 | 03/08/2024 02:46 | WG2242033 |
| 1,2-Dichloropropane | ND | | 0.00100 | 1 | 03/08/2024 02:46 | WG2242033 |
| cis-1,3-Dichloropropene | ND | | 0.00100 | 1 | 03/08/2024 02:46 | WG2242033 |
| trans-1,3-Dichloropropene | ND | | 0.00100 | 1 | 03/08/2024 02:46 | WG2242033 |
| Ethylbenzene | ND | | 0.00100 | 1 | 03/08/2024 02:46 | WG2242033 |
| Hexachloro-1,3-butadiene | ND | | 0.00100 | 1 | 03/08/2024 02:46 | WG2242033 |
| 2-Hexanone | ND | | 0.0100 | 1 | 03/08/2024 02:46 | WG2242033 |
| 2-Butanone (MEK) | ND | | 0.0100 | 1 | 03/08/2024 02:46 | WG2242033 |
| Iodomethane | ND | | 0.0100 | 1 | 03/08/2024 02:46 | WG2242033 |
| Methylene Chloride | ND | | 0.00500 | 1 | 03/08/2024 02:46 | WG2242033 |
| 4-Methyl-2-pentanone (MIBK) | ND | | 0.0100 | 1 | 03/08/2024 02:46 | WG2242033 |
| Naphthalene | ND | | 0.00500 | 1 | 03/08/2024 02:46 | WG2242033 |
| n-Propylbenzene | ND | | 0.00100 | 1 | 03/08/2024 02:46 | WG2242033 |
| Styrene | ND | | 0.00100 | 1 | 03/08/2024 02:46 | WG2242033 |
| 1,1,1,2-Tetrachloroethane | ND | | 0.00100 | 1 | 03/08/2024 02:46 | WG2242033 |
| 1,1,2,2-Tetrachloroethane | ND | | 0.00100 | 1 | 03/08/2024 02:46 | WG2242033 |
| 1,1,2-Trichlorotrifluoroethane | ND | | 0.00100 | 1 | 03/08/2024 02:46 | WG2242033 |
| Tetrachloroethene | ND | | 0.00100 | 1 | 03/08/2024 02:46 | WG2242033 |
| Toluene | ND | | 0.00100 | 1 | 03/08/2024 02:46 | WG2242033 |
| 1,2,4-Trichlorobenzene | ND | | 0.00100 | 1 | 03/08/2024 02:46 | WG2242033 |
| 1,1,1-Trichloroethane | ND | | 0.00100 | 1 | 03/08/2024 02:46 | WG2242033 |
| 1,1,2-Trichloroethane | ND | | 0.00100 | 1 | 03/08/2024 02:46 | WG2242033 |
| Trichloroethene | ND | | 0.00100 | 1 | 03/08/2024 02:46 | WG2242033 |
| Trichlorofluoromethane | ND | | 0.00500 | 1 | 03/08/2024 02:46 | WG2242033 |
| 1,2,3-Trichloropropane | ND | | 0.00250 | 1 | 03/08/2024 02:46 | WG2242033 |
| 1,2,4-Trimethylbenzene | ND | | 0.00100 | 1 | 03/08/2024 02:46 | WG2242033 |
| 1,3,5-Trimethylbenzene | ND | | 0.00100 | 1 | 03/08/2024 02:46 | WG2242033 |
| Vinyl acetate | ND | L1 M1 | 0.0100 | 1 | 03/08/2024 02:46 | WG2242033 |
| Vinyl chloride | ND | | 0.00100 | 1 | 03/08/2024 02:46 | WG2242033 |
| Xylenes, Total | ND | | 0.00300 | 1 | 03/08/2024 02:46 | WG2242033 |
| Di-isopropyl ether | ND | | 0.00100 | 1 | 03/08/2024 02:46 | WG2242033 |
| Ethanol | ND | | 0.100 | 1 | 03/08/2024 02:46 | WG2242033 |
| Ethyl tert-butyl ether | ND | | 0.00100 | 1 | 03/08/2024 02:46 | WG2242033 |
| Methyl tert-butyl ether | ND | | 0.00100 | 1 | 03/08/2024 02:46 | WG2242033 |
| tert-Butyl alcohol | ND | | 0.00500 | 1 | 03/08/2024 02:46 | WG2242033 |
| tert-Amyl Methyl Ether | ND | | 0.00100 | 1 | 03/08/2024 02:46 | WG2242033 |
| *(S) Toluene-d8* | *100* | | *80.0-120* | | *03/08/2024 02:46* | WG2242033 |
| *(S) 4-Bromofluorobenzene* | *102* | | *77.0-126* | | *03/08/2024 02:46* | WG2242033 |
| *(S) 1,2-Dichloroethane-d4* | *91.7* | | *70.0-130* | | *03/08/2024 02:46* | WG2242033 |

1 Cp
2 Tc
3 Ss
4 Cn
5 Sr
6 Qc
7 Is
8 Gl
9 Al
10 Sc

## Gravimetric Analysis by Method 2540 C-2011

| Analyte | Result mg/l | Qualifier | RDL mg/l | Dilution | Analysis date / time | Batch |
|---|---|---|---|---|---|---|
| Dissolved Solids | 1360 | H1 | 25.0 | 1 | 03/12/2024 00:52 | WG2243874 |

## Wet Chemistry by Method 9056A

| Analyte | Result mg/l | Qualifier | RDL mg/l | Dilution | Analysis date / time | Batch |
|---|---|---|---|---|---|---|
| Nitrate | 9.61 | | 0.100 | 1 | 03/02/2024 20:32 | WG2238409 |
| Nitrite | 0.481 | | 0.100 | 1 | 03/02/2024 20:32 | WG2238409 |
| Sulfate | 525 | | 50.0 | 10 | 03/02/2024 20:46 | WG2238409 |

## Metals (ICP) by Method 6010D

| Analyte | Result mg/l | Qualifier | RDL mg/l | Dilution | Analysis date / time | Batch |
|---|---|---|---|---|---|---|
| Iron | ND | | 0.100 | 1 | 03/05/2024 16:06 | WG2238915 |

## Volatile Organic Compounds (GC) by Method RSK175

| Analyte | Result mg/l | Qualifier | RDL mg/l | Dilution | Analysis date / time | Batch |
|---|---|---|---|---|---|---|
| Methane | ND | | 0.0100 | 1 | 03/05/2024 10:10 | WG2239158 |
| Ethane | ND | | 0.0130 | 1 | 03/05/2024 10:10 | WG2239158 |
| Ethene | ND | | 0.0130 | 1 | 03/05/2024 10:10 | WG2239158 |

## Volatile Organic Compounds (GC/MS) by Method 8260B

| Analyte | Result mg/l | Qualifier | RDL mg/l | Dilution | Analysis date / time | Batch |
|---|---|---|---|---|---|---|
| Acetone | ND | | 0.0500 | 1 | 03/05/2024 17:27 | WG2239768 |
| Acrylonitrile | ND | | 0.0100 | 1 | 03/05/2024 17:27 | WG2239768 |
| Benzene | ND | | 0.00100 | 1 | 03/05/2024 17:27 | WG2239768 |
| Bromobenzene | ND | | 0.00100 | 1 | 03/05/2024 17:27 | WG2239768 |
| Bromochloromethane | ND | | 0.00100 | 1 | 03/05/2024 17:27 | WG2239768 |
| Bromodichloromethane | ND | | 0.00100 | 1 | 03/05/2024 17:27 | WG2239768 |
| Bromoform | ND | | 0.00100 | 1 | 03/05/2024 17:27 | WG2239768 |
| Bromomethane | ND | | 0.00500 | 1 | 03/05/2024 17:27 | WG2239768 |
| n-Butylbenzene | ND | | 0.00100 | 1 | 03/05/2024 17:27 | WG2239768 |
| sec-Butylbenzene | ND | | 0.00100 | 1 | 03/05/2024 17:27 | WG2239768 |
| tert-Butylbenzene | ND | | 0.00100 | 1 | 03/05/2024 17:27 | WG2239768 |
| Carbon tetrachloride | ND | | 0.00100 | 1 | 03/05/2024 17:27 | WG2239768 |
| Carbon disulfide | ND | | 0.00100 | 1 | 03/05/2024 17:27 | WG2239768 |
| Chlorobenzene | ND | | 0.00100 | 1 | 03/05/2024 17:27 | WG2239768 |
| Chlorodibromomethane | ND | | 0.00100 | 1 | 03/05/2024 17:27 | WG2239768 |
| Chloroethane | ND | | 0.00500 | 1 | 03/05/2024 17:27 | WG2239768 |
| Chloroform | ND | | 0.00500 | 1 | 03/05/2024 17:27 | WG2239768 |
| Chloromethane | ND | | 0.00250 | 1 | 03/05/2024 17:27 | WG2239768 |
| 1,2-Dibromo-3-Chloropropane | ND | | 0.00500 | 1 | 03/05/2024 17:27 | WG2239768 |
| 1,2-Dibromoethane | ND | | 0.00100 | 1 | 03/05/2024 17:27 | WG2239768 |
| Dibromomethane | ND | | 0.00100 | 1 | 03/05/2024 17:27 | WG2239768 |
| 1,2-Dichlorobenzene | ND | | 0.00100 | 1 | 03/05/2024 17:27 | WG2239768 |
| 1,3-Dichlorobenzene | ND | | 0.00100 | 1 | 03/05/2024 17:27 | WG2239768 |
| 1,4-Dichlorobenzene | ND | | 0.00100 | 1 | 03/05/2024 17:27 | WG2239768 |
| trans-1,4-Dichloro-2-butene | ND | | 0.00250 | 1 | 03/05/2024 17:27 | WG2239768 |
| Dichlorodifluoromethane | ND | | 0.00500 | 1 | 03/05/2024 17:27 | WG2239768 |
| 1,1-Dichloroethane | ND | | 0.00100 | 1 | 03/05/2024 17:27 | WG2239768 |
| 1,2-Dichloroethane | ND | | 0.00100 | 1 | 03/05/2024 17:27 | WG2239768 |
| 1,1-Dichloroethene | ND | | 0.00100 | 1 | 03/05/2024 17:27 | WG2239768 |
| cis-1,2-Dichloroethene | ND | | 0.00100 | 1 | 03/05/2024 17:27 | WG2239768 |

## Volatile Organic Compounds (GC/MS) by Method 8260B

| Analyte | Result mg/l | Qualifier | RDL mg/l | Dilution | Analysis date / time | Batch |
|---|---|---|---|---|---|---|
| trans-1,2-Dichloroethene | ND | | 0.00100 | 1 | 03/05/2024 17:27 | WG2239768 |
| 1,2-Dichloropropane | ND | | 0.00100 | 1 | 03/05/2024 17:27 | WG2239768 |
| cis-1,3-Dichloropropene | ND | | 0.00100 | 1 | 03/05/2024 17:27 | WG2239768 |
| trans-1,3-Dichloropropene | ND | | 0.00100 | 1 | 03/05/2024 17:27 | WG2239768 |
| Ethylbenzene | ND | | 0.00100 | 1 | 03/05/2024 17:27 | WG2239768 |
| Hexachloro-1,3-butadiene | ND | | 0.00100 | 1 | 03/05/2024 17:27 | WG2239768 |
| 2-Hexanone | ND | | 0.0100 | 1 | 03/05/2024 17:27 | WG2239768 |
| 2-Butanone (MEK) | ND | | 0.0100 | 1 | 03/05/2024 17:27 | WG2239768 |
| Iodomethane | ND | | 0.0100 | 1 | 03/05/2024 17:27 | WG2239768 |
| Methylene Chloride | ND | | 0.00500 | 1 | 03/05/2024 17:27 | WG2239768 |
| 4-Methyl-2-pentanone (MIBK) | ND | | 0.0100 | 1 | 03/05/2024 17:27 | WG2239768 |
| Naphthalene | ND | | 0.00500 | 1 | 03/05/2024 17:27 | WG2239768 |
| n-Propylbenzene | ND | | 0.00100 | 1 | 03/05/2024 17:27 | WG2239768 |
| Styrene | ND | | 0.00100 | 1 | 03/05/2024 17:27 | WG2239768 |
| 1,1,1,2-Tetrachloroethane | ND | | 0.00100 | 1 | 03/05/2024 17:27 | WG2239768 |
| 1,1,2,2-Tetrachloroethane | ND | | 0.00100 | 1 | 03/05/2024 17:27 | WG2239768 |
| 1,1,2-Trichlorotrifluoroethane | ND | | 0.00100 | 1 | 03/05/2024 17:27 | WG2239768 |
| Tetrachloroethene | ND | | 0.00100 | 1 | 03/05/2024 17:27 | WG2239768 |
| Toluene | ND | | 0.00100 | 1 | 03/05/2024 17:27 | WG2239768 |
| 1,2,4-Trichlorobenzene | ND | | 0.00100 | 1 | 03/05/2024 17:27 | WG2239768 |
| 1,1,1-Trichloroethane | ND | | 0.00100 | 1 | 03/05/2024 17:27 | WG2239768 |
| 1,1,2-Trichloroethane | ND | | 0.00100 | 1 | 03/05/2024 17:27 | WG2239768 |
| Trichloroethene | ND | | 0.00100 | 1 | 03/05/2024 17:27 | WG2239768 |
| Trichlorofluoromethane | ND | | 0.00500 | 1 | 03/05/2024 17:27 | WG2239768 |
| 1,2,3-Trichloropropane | ND | | 0.00250 | 1 | 03/05/2024 17:27 | WG2239768 |
| 1,2,4-Trimethylbenzene | ND | | 0.00100 | 1 | 03/05/2024 17:27 | WG2239768 |
| 1,3,5-Trimethylbenzene | ND | | 0.00100 | 1 | 03/05/2024 17:27 | WG2239768 |
| Vinyl acetate | ND | L1 | 0.0100 | 1 | 03/05/2024 17:27 | WG2239768 |
| Vinyl chloride | ND | | 0.00100 | 1 | 03/05/2024 17:27 | WG2239768 |
| Xylenes, Total | ND | | 0.00300 | 1 | 03/05/2024 17:27 | WG2239768 |
| Di-isopropyl ether | ND | | 0.00100 | 1 | 03/05/2024 17:27 | WG2239768 |
| Ethanol | ND | | 0.100 | 1 | 03/05/2024 17:27 | WG2239768 |
| Ethyl tert-butyl ether | ND | | 0.00100 | 1 | 03/05/2024 17:27 | WG2239768 |
| Methyl tert-butyl ether | 0.00280 | | 0.00100 | 1 | 03/05/2024 17:27 | WG2239768 |
| tert-Butyl alcohol | ND | | 0.00500 | 1 | 03/05/2024 17:27 | WG2239768 |
| tert-Amyl Methyl Ether | ND | | 0.00100 | 1 | 03/05/2024 17:27 | WG2239768 |
| *(S) Toluene-d8* | *118* | | *80.0-120* | | *03/05/2024 17:27* | WG2239768 |
| *(S) 4-Bromofluorobenzene* | *108* | | *77.0-126* | | *03/05/2024 17:27* | WG2239768 |
| *(S) 1,2-Dichloroethane-d4* | *109* | | *70.0-130* | | *03/05/2024 17:27* | WG2239768 |

## Volatile Organic Compounds (GC/MS) by Method 8260B

| Analyte | Result mg/l | Qualifier | RDL mg/l | Dilution | Analysis date / time | Batch |
|---|---|---|---|---|---|---|
| Acetone | ND | | 0.0500 | 1 | 03/05/2024 12:07 | WG2239768 |
| Acrylonitrile | ND | | 0.0100 | 1 | 03/05/2024 12:07 | WG2239768 |
| Benzene | ND | | 0.00100 | 1 | 03/05/2024 12:07 | WG2239768 |
| Bromobenzene | ND | | 0.00100 | 1 | 03/05/2024 12:07 | WG2239768 |
| Bromochloromethane | ND | | 0.00100 | 1 | 03/05/2024 12:07 | WG2239768 |
| Bromodichloromethane | ND | | 0.00100 | 1 | 03/05/2024 12:07 | WG2239768 |
| Bromoform | ND | | 0.00100 | 1 | 03/05/2024 12:07 | WG2239768 |
| Bromomethane | ND | | 0.00500 | 1 | 03/05/2024 12:07 | WG2239768 |
| n-Butylbenzene | ND | | 0.00100 | 1 | 03/05/2024 12:07 | WG2239768 |
| sec-Butylbenzene | ND | | 0.00100 | 1 | 03/05/2024 12:07 | WG2239768 |
| tert-Butylbenzene | ND | | 0.00100 | 1 | 03/05/2024 12:07 | WG2239768 |
| Carbon tetrachloride | ND | | 0.00100 | 1 | 03/05/2024 12:07 | WG2239768 |
| Carbon disulfide | ND | | 0.00100 | 1 | 03/05/2024 12:07 | WG2239768 |
| Chlorobenzene | ND | | 0.00100 | 1 | 03/05/2024 12:07 | WG2239768 |
| Chlorodibromomethane | ND | | 0.00100 | 1 | 03/05/2024 12:07 | WG2239768 |
| Chloroethane | ND | | 0.00500 | 1 | 03/05/2024 12:07 | WG2239768 |
| Chloroform | ND | | 0.00500 | 1 | 03/05/2024 12:07 | WG2239768 |
| Chloromethane | ND | | 0.00250 | 1 | 03/05/2024 12:07 | WG2239768 |
| 1,2-Dibromo-3-Chloropropane | ND | | 0.00500 | 1 | 03/05/2024 12:07 | WG2239768 |
| 1,2-Dibromoethane | ND | | 0.00100 | 1 | 03/05/2024 12:07 | WG2239768 |
| Dibromomethane | ND | | 0.00100 | 1 | 03/05/2024 12:07 | WG2239768 |
| 1,2-Dichlorobenzene | ND | | 0.00100 | 1 | 03/05/2024 12:07 | WG2239768 |
| 1,3-Dichlorobenzene | ND | | 0.00100 | 1 | 03/05/2024 12:07 | WG2239768 |
| 1,4-Dichlorobenzene | ND | | 0.00100 | 1 | 03/05/2024 12:07 | WG2239768 |
| trans-1,4-Dichloro-2-butene | ND | | 0.00250 | 1 | 03/05/2024 12:07 | WG2239768 |
| Dichlorodifluoromethane | ND | | 0.00500 | 1 | 03/05/2024 12:07 | WG2239768 |
| 1,1-Dichloroethane | ND | | 0.00100 | 1 | 03/05/2024 12:07 | WG2239768 |
| 1,2-Dichloroethane | ND | | 0.00100 | 1 | 03/05/2024 12:07 | WG2239768 |
| 1,1-Dichloroethene | ND | | 0.00100 | 1 | 03/05/2024 12:07 | WG2239768 |
| cis-1,2-Dichloroethene | ND | | 0.00100 | 1 | 03/05/2024 12:07 | WG2239768 |
| trans-1,2-Dichloroethene | ND | | 0.00100 | 1 | 03/05/2024 12:07 | WG2239768 |
| 1,2-Dichloropropane | ND | | 0.00100 | 1 | 03/05/2024 12:07 | WG2239768 |
| cis-1,3-Dichloropropene | ND | | 0.00100 | 1 | 03/05/2024 12:07 | WG2239768 |
| trans-1,3-Dichloropropene | ND | | 0.00100 | 1 | 03/05/2024 12:07 | WG2239768 |
| Ethylbenzene | ND | | 0.00100 | 1 | 03/05/2024 12:07 | WG2239768 |
| Hexachloro-1,3-butadiene | ND | | 0.00100 | 1 | 03/05/2024 12:07 | WG2239768 |
| 2-Hexanone | ND | | 0.0100 | 1 | 03/05/2024 12:07 | WG2239768 |
| 2-Butanone (MEK) | ND | | 0.0100 | 1 | 03/05/2024 12:07 | WG2239768 |
| Iodomethane | ND | | 0.0100 | 1 | 03/05/2024 12:07 | WG2239768 |
| Methylene Chloride | ND | | 0.00500 | 1 | 03/05/2024 12:07 | WG2239768 |
| 4-Methyl-2-pentanone (MIBK) | ND | | 0.0100 | 1 | 03/05/2024 12:07 | WG2239768 |
| Naphthalene | ND | | 0.00500 | 1 | 03/05/2024 12:07 | WG2239768 |
| n-Propylbenzene | ND | | 0.00100 | 1 | 03/05/2024 12:07 | WG2239768 |
| Styrene | ND | | 0.00100 | 1 | 03/05/2024 12:07 | WG2239768 |
| 1,1,1,2-Tetrachloroethane | ND | | 0.00100 | 1 | 03/05/2024 12:07 | WG2239768 |
| 1,1,2,2-Tetrachloroethane | ND | | 0.00100 | 1 | 03/05/2024 12:07 | WG2239768 |
| 1,1,2-Trichlorotrifluoroethane | ND | | 0.00100 | 1 | 03/05/2024 12:07 | WG2239768 |
| Tetrachloroethene | ND | | 0.00100 | 1 | 03/05/2024 12:07 | WG2239768 |
| Toluene | ND | | 0.00100 | 1 | 03/05/2024 12:07 | WG2239768 |
| 1,2,4-Trichlorobenzene | ND | | 0.00100 | 1 | 03/05/2024 12:07 | WG2239768 |
| 1,1,1-Trichloroethane | ND | | 0.00100 | 1 | 03/05/2024 12:07 | WG2239768 |
| 1,1,2-Trichloroethane | ND | | 0.00100 | 1 | 03/05/2024 12:07 | WG2239768 |
| Trichloroethene | ND | | 0.00100 | 1 | 03/05/2024 12:07 | WG2239768 |
| Trichlorofluoromethane | ND | | 0.00500 | 1 | 03/05/2024 12:07 | WG2239768 |
| 1,2,3-Trichloropropane | ND | | 0.00250 | 1 | 03/05/2024 12:07 | WG2239768 |
| 1,2,4-Trimethylbenzene | ND | | 0.00100 | 1 | 03/05/2024 12:07 | WG2239768 |

## Volatile Organic Compounds (GC/MS) by Method 8260B

| Analyte | Result mg/l | Qualifier | RDL mg/l | Dilution | Analysis date / time | Batch |
|---|---|---|---|---|---|---|
| 1,3,5-Trimethylbenzene | ND | | 0.00100 | 1 | 03/05/2024 12:07 | WG2239768 |
| Vinyl acetate | ND | L1 | 0.0100 | 1 | 03/05/2024 12:07 | WG2239768 |
| Vinyl chloride | ND | | 0.00100 | 1 | 03/05/2024 12:07 | WG2239768 |
| Xylenes, Total | ND | | 0.00300 | 1 | 03/05/2024 12:07 | WG2239768 |
| Di-isopropyl ether | ND | | 0.00100 | 1 | 03/05/2024 12:07 | WG2239768 |
| Ethanol | ND | | 0.100 | 1 | 03/05/2024 12:07 | WG2239768 |
| Ethyl tert-butyl ether | ND | | 0.00100 | 1 | 03/05/2024 12:07 | WG2239768 |
| Methyl tert-butyl ether | ND | | 0.00100 | 1 | 03/05/2024 12:07 | WG2239768 |
| tert-Butyl alcohol | ND | | 0.00500 | 1 | 03/05/2024 12:07 | WG2239768 |
| tert-Amyl Methyl Ether | ND | | 0.00100 | 1 | 03/05/2024 12:07 | WG2239768 |
| *(S) Toluene-d8* | *119* | | *80.0-120* | | *03/05/2024 12:07* | WG2239768 |
| *(S) 4-Bromofluorobenzene* | *105* | | *77.0-126* | | *03/05/2024 12:07* | WG2239768 |
| *(S) 1,2-Dichloroethane-d4* | *106* | | *70.0-130* | | *03/05/2024 12:07* | WG2239768 |

## Method Blank (MB)

(MB) R4043752-1 03/07/24 14:22

| Analyte | MB Result mg/l | MB Qualifier | MB MDL mg/l | MB RDL mg/l |
|---|---|---|---|---|
| Dissolved Solids | U | | 10.0 | 10.0 |

## L1711228-01 Original Sample (OS) • Duplicate (DUP)

(OS) L1711228-01 03/07/24 14:22 • (DUP) R4043752-3 03/07/24 14:22

| Analyte | Original Result mg/l | DUP Result mg/l | Dilution | DUP RPD % | DUP Qualifier | DUP RPD Limits % |
|---|---|---|---|---|---|---|
| Dissolved Solids | 498 | 518 | 1 | 3.94 | | 10 |

## L1711228-02 Original Sample (OS) • Duplicate (DUP)

(OS) L1711228-02 03/07/24 14:22 • (DUP) R4043752-4 03/07/24 14:22

| Analyte | Original Result mg/l | DUP Result mg/l | Dilution | DUP RPD % | DUP Qualifier | DUP RPD Limits % |
|---|---|---|---|---|---|---|
| Dissolved Solids | 495 | 505 | 1 | 2.00 | | 10 |

## Laboratory Control Sample (LCS)

(LCS) R4043752-2 03/07/24 14:22

| Analyte | Spike Amount mg/l | LCS Result mg/l | LCS Rec. % | Rec. Limits % | LCS Qualifier |
|---|---|---|---|---|---|
| Dissolved Solids | 8800 | 8460 | 96.1 | 85.0-115 | |

## Method Blank (MB)

(MB) R4045233-1 03/12/24 00:52

| Analyte | MB Result mg/l | MB Qualifier | MB MDL mg/l | MB RDL mg/l |
|---|---|---|---|---|
| Dissolved Solids | U | | 10.0 | 10.0 |

## L1709473-01 Original Sample (OS) • Duplicate (DUP)

(OS) L1709473-01 03/12/24 00:52 • (DUP) R4045233-3 03/12/24 00:52

| Analyte | Original Result mg/l | DUP Result mg/l | Dilution | DUP RPD % | DUP Qualifier | DUP RPD Limits % |
|---|---|---|---|---|---|---|
| Dissolved Solids | 2020 | 2230 | 1 | 9.66 | | 10 |

## L1711228-05 Original Sample (OS) • Duplicate (DUP)

(OS) L1711228-05 03/12/24 00:52 • (DUP) R4045233-4 03/12/24 00:52

| Analyte | Original Result mg/l | DUP Result mg/l | Dilution | DUP RPD % | DUP Qualifier | DUP RPD Limits % |
|---|---|---|---|---|---|---|
| Dissolved Solids | 1360 | 1500 | 1 | 9.77 | | 10 |

## Laboratory Control Sample (LCS)

(LCS) R4045233-2 03/12/24 00:52

| Analyte | Spike Amount mg/l | LCS Result mg/l | LCS Rec. % | Rec. Limits % | LCS Qualifier |
|---|---|---|---|---|---|
| Dissolved Solids | 8800 | 8620 | 98.0 | 85.0-115 | |

## Method Blank (MB)

(MB) R4043690-1 03/02/24 09:47

| Analyte | MB Result mg/l | MB Qualifier | MB MDL mg/l | MB RDL mg/l |
|---|---|---|---|---|
| Nitrate | U | | 0.0480 | 0.100 |
| Nitrite | U | | 0.0420 | 0.100 |
| Sulfate | U | | 0.594 | 5.00 |

## L1711228-04 Original Sample (OS) • Duplicate (DUP)

(OS) L1711228-04 03/02/24 19:37 • (DUP) R4043690-3 03/02/24 19:50

| Analyte | Original Result mg/l | DUP Result mg/l | Dilution | DUP RPD % | DUP Qualifier | DUP RPD Limits % |
|---|---|---|---|---|---|---|
| Nitrate | 3.18 | 3.20 | 1 | 0.645 | | 15 |
| Nitrite | ND | ND | 1 | 0.000 | | 15 |
| Sulfate | 83.3 | 83.2 | 1 | 0.175 | | 15 |

## Laboratory Control Sample (LCS)

(LCS) R4043690-2 03/02/24 10:01

| Analyte | Spike Amount mg/l | LCS Result mg/l | LCS Rec. % | Rec. Limits % | LCS Qualifier |
|---|---|---|---|---|---|
| Nitrate | 8.00 | 7.82 | 97.7 | 80.0-120 | |
| Nitrite | 8.00 | 7.89 | 98.6 | 80.0-120 | |
| Sulfate | 40.0 | 39.4 | 98.4 | 80.0-120 | |

## L1711228-04 Original Sample (OS) • Matrix Spike (MS) • Matrix Spike Duplicate (MSD)

(OS) L1711228-04 03/02/24 19:37 • (MS) R4043690-4 03/02/24 20:04 • (MSD) R4043690-5 03/02/24 20:18

| Analyte | Spike Amount mg/l | Original Result mg/l | MS Result mg/l | MSD Result mg/l | MS Rec. % | MSD Rec. % | Dilution | Rec. Limits % | MS Qualifier | MSD Qualifier | RPD % | RPD Limits % |
|---|---|---|---|---|---|---|---|---|---|---|---|---|
| Nitrate | 8.00 | 3.18 | 10.9 | 11.2 | 96.9 | 101 | 1 | 80.0-120 | | | 2.77 | 15 |
| Nitrite | 8.00 | ND | 7.76 | 7.99 | 97.0 | 99.9 | 1 | 80.0-120 | | | 2.91 | 15 |
| Sulfate | 40.0 | 83.3 | 106 | 106 | 55.8 | 57.3 | 1 | 80.0-120 | M2 | M2 | 0.586 | 15 |

**Sample Narrative:**

MS: SO4 spike failed due to sample matrix

MSD: SO4 spike failed due to sample matrix

## Method Blank (MB)

(MB) R4041857-1 03/05/24 15:20

| Analyte | MB Result mg/l | MB Qualifier | MB MDL mg/l | MB RDL mg/l |
|---|---|---|---|---|
| Iron | 0.0229 | E4 | 0.0180 | 0.100 |

## Laboratory Control Sample (LCS)

(LCS) R4041857-2 03/05/24 15:21

| Analyte | Spike Amount mg/l | LCS Result mg/l | LCS Rec. % | Rec. Limits % | LCS Qualifier |
|---|---|---|---|---|---|
| Iron | 10.0 | 10.0 | 100 | 80.0-120 | |

## L1711040-10 Original Sample (OS) • Matrix Spike (MS) • Matrix Spike Duplicate (MSD)

(OS) L1711040-10 03/05/24 15:23 • (MS) R4041857-4 03/05/24 15:26 • (MSD) R4041857-5 03/05/24 15:28

| Analyte | Spike Amount mg/l | Original Result mg/l | MS Result mg/l | MSD Result mg/l | MS Rec. % | MSD Rec. % | Dilution | Rec. Limits % | MS Qualifier | MSD Qualifier | RPD % | RPD Limits % |
|---|---|---|---|---|---|---|---|---|---|---|---|---|
| Iron | 10.0 | 0.123 | 10.1 | 10.0 | 99.7 | 99.2 | 1 | 75.0-125 | | | 0.507 | 20 |

## Method Blank (MB)

(MB) R4041568-2 03/05/24 09:32

| Analyte | MB Result mg/l | MB Qualifier | MB MDL mg/l | MB RDL mg/l |
|---|---|---|---|---|
| Methane | U | | 0.00291 | 0.0100 |
| Ethane | U | | 0.00407 | 0.0130 |
| Ethene | U | | 0.00426 | 0.0130 |

## L1711169-09 Original Sample (OS) • Duplicate (DUP)

(OS) L1711169-09 03/05/24 09:39 • (DUP) R4041568-3 03/05/24 11:08

| Analyte | Original Result mg/l | DUP Result mg/l | Dilution | DUP RPD % | DUP Qualifier | DUP RPD Limits % |
|---|---|---|---|---|---|---|
| Methane | ND | ND | 1 | 0.000 | | 20 |
| Ethane | ND | ND | 1 | 0.000 | | 20 |
| Ethene | ND | ND | 1 | 0.000 | | 20 |

## L1711345-03 Original Sample (OS) • Duplicate (DUP)

(OS) L1711345-03 03/05/24 11:10 • (DUP) R4041568-4 03/05/24 11:46

| Analyte | Original Result mg/l | DUP Result mg/l | Dilution | DUP RPD % | DUP Qualifier | DUP RPD Limits % |
|---|---|---|---|---|---|---|
| Methane | ND | ND | 1 | 0.000 | | 20 |
| Ethane | ND | ND | 1 | 0.000 | | 20 |
| Ethene | ND | ND | 1 | 0.000 | | 20 |

## Laboratory Control Sample (LCS) • Laboratory Control Sample Duplicate (LCSD)

(LCS) R4041568-1 03/05/24 09:26 • (LCSD) R4041568-9 03/05/24 12:03

| Analyte | Spike Amount mg/l | LCS Result mg/l | LCSD Result mg/l | LCS Rec. % | LCSD Rec. % | Rec. Limits % | LCS Qualifier | LCSD Qualifier | RPD % | RPD Limits % |
|---|---|---|---|---|---|---|---|---|---|---|
| Methane | 0.0678 | 0.0606 | 0.0631 | 89.4 | 93.1 | 85.0-115 | | | 4.04 | 20 |
| Ethane | 0.129 | 0.110 | 0.113 | 85.3 | 87.6 | 85.0-115 | | | 2.69 | 20 |
| Ethene | 0.127 | 0.111 | 0.114 | 87.4 | 89.8 | 85.0-115 | | | 2.67 | 20 |

## L1711169-10 Original Sample (OS) • Matrix Spike (MS) • Matrix Spike Duplicate (MSD)

(OS) L1711169-10 03/05/24 09:42 • (MS) R4041568-5 03/05/24 11:50 • (MSD) R4041568-6 03/05/24 11:54

| Analyte | Spike Amount mg/l | Original Result mg/l | MS Result mg/l | MSD Result mg/l | MS Rec. % | MSD Rec. % | Dilution | Rec. Limits % | MS Qualifier | MSD Qualifier | RPD % | RPD Limits % |
|---|---|---|---|---|---|---|---|---|---|---|---|---|
| Methane | 0.0678 | 0.0689 | 0.136 | 0.137 | 99.0 | 100 | 1 | 50.0-150 | | | 0.733 | 20 |
| Ethane | 0.129 | ND | 0.138 | 0.130 | 107 | 101 | 1 | 50.0-150 | | | 5.97 | 20 |
| Ethene | 0.127 | ND | 0.137 | 0.129 | 108 | 102 | 1 | 50.0-150 | | | 6.02 | 20 |

## L1711228-04 Original Sample (OS) • Matrix Spike (MS) • Matrix Spike Duplicate (MSD)

(OS) L1711228-04 03/05/24 10:07 • (MS) R4041568-7 03/05/24 11:57 • (MSD) R4041568-8 03/05/24 12:00

| Analyte | Spike Amount mg/l | Original Result mg/l | MS Result mg/l | MSD Result mg/l | MS Rec. % | MSD Rec. % | Dilution | Rec. Limits % | MS Qualifier | MSD Qualifier | RPD % | RPD Limits % |
|---|---|---|---|---|---|---|---|---|---|---|---|---|
| Methane | 0.0678 | ND | 0.0619 | 0.0621 | 91.3 | 91.6 | 1 | 50.0-150 | | | 0.323 | 20 |
| Ethane | 0.129 | ND | 0.109 | 0.110 | 84.5 | 85.3 | 1 | 50.0-150 | | | 0.913 | 20 |
| Ethene | 0.127 | ND | 0.110 | 0.111 | 86.6 | 87.4 | 1 | 50.0-150 | | | 0.905 | 20 |

## Method Blank (MB)

(MB) R4042854-3 03/05/24 10:38

| Analyte | MB Result mg/l | MB Qualifier | MB MDL mg/l | MB RDL mg/l |
|---|---|---|---|---|
| Acetone | U | | 0.0113 | 0.0500 |
| Acrylonitrile | U | | 0.000671 | 0.0100 |
| Benzene | U | | 0.0000941 | 0.00100 |
| Bromobenzene | U | | 0.000118 | 0.00100 |
| Bromochloromethane | U | | 0.000128 | 0.00100 |
| Bromodichloromethane | U | | 0.000136 | 0.00100 |
| Bromoform | U | | 0.000129 | 0.00100 |
| Bromomethane | U | | 0.000605 | 0.00500 |
| n-Butylbenzene | U | | 0.000157 | 0.00100 |
| sec-Butylbenzene | U | | 0.000125 | 0.00100 |
| tert-Butylbenzene | U | | 0.000127 | 0.00100 |
| Carbon tetrachloride | U | | 0.000128 | 0.00100 |
| Carbon disulfide | 0.000112 | E4 | 0.0000962 | 0.00100 |
| Chlorobenzene | U | | 0.000116 | 0.00100 |
| Chlorodibromomethane | U | | 0.000140 | 0.00100 |
| Chloroethane | U | | 0.000192 | 0.00500 |
| Chloroform | U | | 0.000111 | 0.00500 |
| Chloromethane | U | | 0.000960 | 0.00250 |
| 1,2-Dibromo-3-Chloropropane | U | | 0.000276 | 0.00500 |
| 1,2-Dibromoethane | U | | 0.000126 | 0.00100 |
| Dibromomethane | U | | 0.000122 | 0.00100 |
| 1,2-Dichlorobenzene | U | | 0.000107 | 0.00100 |
| 1,3-Dichlorobenzene | U | | 0.000110 | 0.00100 |
| 1,4-Dichlorobenzene | U | | 0.000120 | 0.00100 |
| trans-1,4-Dichloro-2-butene | U | | 0.000467 | 0.00250 |
| Dichlorodifluoromethane | U | | 0.000374 | 0.00500 |
| 1,1-Dichloroethane | U | | 0.000100 | 0.00100 |
| 1,2-Dichloroethane | U | | 0.0000819 | 0.00100 |
| 1,1-Dichloroethene | U | | 0.000188 | 0.00100 |
| cis-1,2-Dichloroethene | U | | 0.000126 | 0.00100 |
| trans-1,2-Dichloroethene | U | | 0.000149 | 0.00100 |
| 1,2-Dichloropropane | U | | 0.000149 | 0.00100 |
| cis-1,3-Dichloropropene | U | | 0.000111 | 0.00100 |
| trans-1,3-Dichloropropene | U | | 0.000118 | 0.00100 |
| Ethylbenzene | U | | 0.000137 | 0.00100 |
| Hexachloro-1,3-butadiene | U | | 0.000337 | 0.00100 |
| 2-Hexanone | U | | 0.000787 | 0.0100 |
| 2-Butanone (MEK) | U | | 0.00119 | 0.0100 |
| Iodomethane | U | | 0.00600 | 0.0100 |
| Methylene Chloride | U | | 0.000430 | 0.00500 |

## Method Blank (MB)

(MB) R4042854-3 03/05/24 10:38

| Analyte | MB Result mg/l | MB Qualifier | MB MDL mg/l | MB RDL mg/l |
|---|---|---|---|---|
| 4-Methyl-2-pentanone (MIBK) | U | | 0.000478 | 0.0100 |
| Naphthalene | U | | 0.00100 | 0.00500 |
| n-Propylbenzene | U | | 0.0000993 | 0.00100 |
| Styrene | U | | 0.000118 | 0.00100 |
| 1,1,1,2-Tetrachloroethane | U | | 0.000147 | 0.00100 |
| 1,1,2,2-Tetrachloroethane | U | | 0.000133 | 0.00100 |
| 1,1,2-Trichlorotrifluoroethane | U | | 0.000180 | 0.00100 |
| Tetrachloroethene | U | | 0.000300 | 0.00100 |
| Toluene | U | | 0.000278 | 0.00100 |
| 1,2,4-Trichlorobenzene | U | | 0.000481 | 0.00100 |
| 1,1,1-Trichloroethane | U | | 0.000149 | 0.00100 |
| 1,1,2-Trichloroethane | U | | 0.000158 | 0.00100 |
| Trichloroethene | U | | 0.000190 | 0.00100 |
| Trichlorofluoromethane | U | | 0.000160 | 0.00500 |
| 1,2,3-Trichloropropane | U | | 0.000237 | 0.00250 |
| 1,2,4-Trimethylbenzene | U | | 0.000322 | 0.00100 |
| 1,3,5-Trimethylbenzene | U | | 0.000104 | 0.00100 |
| Vinyl acetate | U | | 0.000692 | 0.0100 |
| Vinyl chloride | U | | 0.000234 | 0.00100 |
| Xylenes, Total | U | | 0.000174 | 0.00300 |
| Di-isopropyl ether | U | | 0.000105 | 0.00100 |
| Ethanol | U | | 0.0420 | 0.100 |
| Ethyl tert-butyl ether | U | | 0.000101 | 0.00100 |
| Methyl tert-butyl ether | U | | 0.000101 | 0.00100 |
| tert-Butyl alcohol | U | | 0.00406 | 0.00500 |
| tert-Amyl Methyl Ether | U | | 0.000195 | 0.00100 |
| *(S) Toluene-d8* | *116* | | | *80.0-120* |
| *(S) 4-Bromofluorobenzene* | *107* | | | *77.0-126* |
| *(S) 1,2-Dichloroethane-d4* | *111* | | | *70.0-130* |

## Laboratory Control Sample (LCS) • Laboratory Control Sample Duplicate (LCSD)

(LCS) R4042854-1 03/05/24 09:34 • (LCSD) R4042854-2 03/05/24 09:56

| Analyte | Spike Amount mg/l | LCS Result mg/l | LCSD Result mg/l | LCS Rec. % | LCSD Rec. % | Rec. Limits % | LCS Qualifier | LCSD Qualifier | RPD % | RPD Limits % |
|---|---|---|---|---|---|---|---|---|---|---|
| Acetone | 0.0250 | 0.0157 | 0.0150 | 62.8 | 60.0 | 19.0-160 | | | 4.56 | 27 |
| Acrylonitrile | 0.0250 | 0.0226 | 0.0203 | 90.4 | 81.2 | 55.0-149 | | | 10.7 | 20 |
| Benzene | 0.00500 | 0.00512 | 0.00474 | 102 | 94.8 | 70.0-123 | | | 7.71 | 20 |
| Bromobenzene | 0.00500 | 0.00537 | 0.00507 | 107 | 101 | 73.0-121 | | | 5.75 | 20 |

## Laboratory Control Sample (LCS) • Laboratory Control Sample Duplicate (LCSD)

(LCS) R4042854-1 03/05/24 09:34 • (LCSD) R4042854-2 03/05/24 09:56

| Analyte | Spike Amount mg/l | LCS Result mg/l | LCSD Result mg/l | LCS Rec. % | LCSD Rec. % | Rec. Limits % | LCS Qualifier | LCSD Qualifier | RPD % | RPD Limits % |
|---|---|---|---|---|---|---|---|---|---|---|
| Bromochloromethane | 0.00500 | 0.00472 | 0.00494 | 94.4 | 98.8 | 76.0-122 | | | 4.55 | 20 |
| Bromodichloromethane | 0.00500 | 0.00480 | 0.00460 | 96.0 | 92.0 | 75.0-120 | | | 4.26 | 20 |
| Bromoform | 0.00500 | 0.00432 | 0.00417 | 86.4 | 83.4 | 68.0-132 | | | 3.53 | 20 |
| Bromomethane | 0.00500 | 0.00516 | 0.00509 | 103 | 102 | 10.0-160 | | | 1.37 | 25 |
| n-Butylbenzene | 0.00500 | 0.00462 | 0.00420 | 92.4 | 84.0 | 73.0-125 | | | 9.52 | 20 |
| sec-Butylbenzene | 0.00500 | 0.00556 | 0.00536 | 111 | 107 | 75.0-125 | | | 3.66 | 20 |
| tert-Butylbenzene | 0.00500 | 0.00567 | 0.00545 | 113 | 109 | 76.0-124 | | | 3.96 | 20 |
| Carbon tetrachloride | 0.00500 | 0.00576 | 0.00546 | 115 | 109 | 68.0-126 | | | 5.35 | 20 |
| Carbon disulfide | 0.00500 | 0.00499 | 0.00468 | 99.8 | 93.6 | 61.0-128 | | | 6.41 | 20 |
| Chlorobenzene | 0.00500 | 0.00519 | 0.00491 | 104 | 98.2 | 80.0-121 | | | 5.54 | 20 |
| Chlorodibromomethane | 0.00500 | 0.00468 | 0.00435 | 93.6 | 87.0 | 77.0-125 | | | 7.31 | 20 |
| Chloroethane | 0.00500 | 0.00536 | 0.00479 | 107 | 95.8 | 47.0-150 | | | 11.2 | 20 |
| Chloroform | 0.00500 | 0.00506 | 0.00489 | 101 | 97.8 | 73.0-120 | | | 3.42 | 20 |
| Chloromethane | 0.00500 | 0.00499 | 0.00443 | 99.8 | 88.6 | 41.0-142 | | | 11.9 | 20 |
| 1,2-Dibromo-3-Chloropropane | 0.00500 | 0.00422 | 0.00371 | 84.4 | 74.2 | 58.0-134 | | | 12.9 | 20 |
| 1,2-Dibromoethane | 0.00500 | 0.00523 | 0.00494 | 105 | 98.8 | 80.0-122 | | | 5.70 | 20 |
| Dibromomethane | 0.00500 | 0.00498 | 0.00459 | 99.6 | 91.8 | 80.0-120 | | | 8.15 | 20 |
| 1,2-Dichlorobenzene | 0.00500 | 0.00492 | 0.00470 | 98.4 | 94.0 | 79.0-121 | | | 4.57 | 20 |
| 1,3-Dichlorobenzene | 0.00500 | 0.00494 | 0.00480 | 98.8 | 96.0 | 79.0-120 | | | 2.87 | 20 |
| 1,4-Dichlorobenzene | 0.00500 | 0.00518 | 0.00498 | 104 | 99.6 | 79.0-120 | | | 3.94 | 20 |
| trans-1,4-Dichloro-2-butene | 0.00500 | 0.00332 | 0.00334 | 66.4 | 66.8 | 33.0-144 | | | 0.601 | 20 |
| Dichlorodifluoromethane | 0.00500 | 0.00580 | 0.00555 | 116 | 111 | 51.0-149 | | | 4.41 | 20 |
| 1,1-Dichloroethane | 0.00500 | 0.00514 | 0.00474 | 103 | 94.8 | 70.0-126 | | | 8.10 | 20 |
| 1,2-Dichloroethane | 0.00500 | 0.00528 | 0.00514 | 106 | 103 | 70.0-128 | | | 2.69 | 20 |
| 1,1-Dichloroethene | 0.00500 | 0.00524 | 0.00479 | 105 | 95.8 | 71.0-124 | | | 8.97 | 20 |
| cis-1,2-Dichloroethene | 0.00500 | 0.00485 | 0.00475 | 97.0 | 95.0 | 73.0-120 | | | 2.08 | 20 |
| trans-1,2-Dichloroethene | 0.00500 | 0.00508 | 0.00490 | 102 | 98.0 | 73.0-120 | | | 3.61 | 20 |
| 1,2-Dichloropropane | 0.00500 | 0.00515 | 0.00511 | 103 | 102 | 77.0-125 | | | 0.780 | 20 |
| cis-1,3-Dichloropropene | 0.00500 | 0.00460 | 0.00470 | 92.0 | 94.0 | 80.0-123 | | | 2.15 | 20 |
| trans-1,3-Dichloropropene | 0.00500 | 0.00472 | 0.00468 | 94.4 | 93.6 | 78.0-124 | | | 0.851 | 20 |
| Ethylbenzene | 0.00500 | 0.00548 | 0.00499 | 110 | 99.8 | 79.0-123 | | | 9.36 | 20 |
| Hexachloro-1,3-butadiene | 0.00500 | 0.00421 | 0.00431 | 84.2 | 86.2 | 54.0-138 | | | 2.35 | 20 |
| 2-Hexanone | 0.0250 | 0.0265 | 0.0239 | 106 | 95.6 | 67.0-149 | | | 10.3 | 20 |
| 2-Butanone (MEK) | 0.0250 | 0.0264 | 0.0226 | 106 | 90.4 | 44.0-160 | | | 15.5 | 20 |
| Iodomethane | 0.0250 | 0.0244 | 0.0230 | 97.6 | 92.0 | 33.0-147 | | | 5.91 | 26 |
| Methylene Chloride | 0.00500 | 0.00482 | 0.00456 | 96.4 | 91.2 | 67.0-120 | | | 5.54 | 20 |
| 4-Methyl-2-pentanone (MIBK) | 0.0250 | 0.0271 | 0.0244 | 108 | 97.6 | 68.0-142 | | | 10.5 | 20 |
| Naphthalene | 0.00500 | 0.00379 | 0.00359 | 75.8 | 71.8 | 54.0-135 | | | 5.42 | 20 |
| n-Propylbenzene | 0.00500 | 0.00566 | 0.00533 | 113 | 107 | 77.0-124 | | | 6.01 | 20 |
| Styrene | 0.00500 | 0.00470 | 0.00443 | 94.0 | 88.6 | 73.0-130 | | | 5.91 | 20 |

## Laboratory Control Sample (LCS) • Laboratory Control Sample Duplicate (LCSD)

(LCS) R4042854-1 03/05/24 09:34 • (LCSD) R4042854-2 03/05/24 09:56

| Analyte | Spike Amount mg/l | LCS Result mg/l | LCSD Result mg/l | LCS Rec. % | LCSD Rec. % | Rec. Limits % | LCS Qualifier | LCSD Qualifier | RPD % | RPD Limits % |
|---|---|---|---|---|---|---|---|---|---|---|
| 1,1,1,2-Tetrachloroethane | 0.00500 | 0.00479 | 0.00438 | 95.8 | 87.6 | 75.0-125 | | | 8.94 | 20 |
| 1,1,2,2-Tetrachloroethane | 0.00500 | 0.00608 | 0.00560 | 122 | 112 | 65.0-130 | | | 8.22 | 20 |
| 1,1,2-Trichlorotrifluoroethane | 0.00500 | 0.00496 | 0.00496 | 99.2 | 99.2 | 69.0-132 | | | 0.000 | 20 |
| Tetrachloroethene | 0.00500 | 0.00594 | 0.00532 | 119 | 106 | 72.0-132 | | | 11.0 | 20 |
| Toluene | 0.00500 | 0.00516 | 0.00491 | 103 | 98.2 | 79.0-120 | | | 4.97 | 20 |
| 1,2,4-Trichlorobenzene | 0.00500 | 0.00332 | 0.00332 | 66.4 | 66.4 | 57.0-137 | | | 0.000 | 20 |
| 1,1,1-Trichloroethane | 0.00500 | 0.00517 | 0.00487 | 103 | 97.4 | 73.0-124 | | | 5.98 | 20 |
| 1,1,2-Trichloroethane | 0.00500 | 0.00516 | 0.00479 | 103 | 95.8 | 80.0-120 | | | 7.44 | 20 |
| Trichloroethene | 0.00500 | 0.00512 | 0.00474 | 102 | 94.8 | 78.0-124 | | | 7.71 | 20 |
| Trichlorofluoromethane | 0.00500 | 0.00498 | 0.00492 | 99.6 | 98.4 | 59.0-147 | | | 1.21 | 20 |
| 1,2,3-Trichloropropane | 0.00500 | 0.00619 | 0.00526 | 124 | 105 | 73.0-130 | | | 16.2 | 20 |
| 1,2,4-Trimethylbenzene | 0.00500 | 0.00516 | 0.00476 | 103 | 95.2 | 76.0-121 | | | 8.06 | 20 |
| 1,3,5-Trimethylbenzene | 0.00500 | 0.00544 | 0.00533 | 109 | 107 | 76.0-122 | | | 2.04 | 20 |
| Vinyl acetate | 0.0250 | 0.0495 | 0.0446 | 198 | 178 | 11.0-160 | L1 | L1 | 10.4 | 20 |
| Vinyl chloride | 0.00500 | 0.00404 | 0.00428 | 80.8 | 85.6 | 67.0-131 | | | 5.77 | 20 |
| Xylenes, Total | 0.0150 | 0.0155 | 0.0141 | 103 | 94.0 | 79.0-123 | | | 9.46 | 20 |
| Di-isopropyl ether | 0.00500 | 0.00481 | 0.00469 | 96.2 | 93.8 | 58.0-138 | | | 2.53 | 20 |
| Ethanol | 0.250 | 0.0908 | 0.0840 | 36.3 | 33.6 | 10.0-160 | | | 7.78 | 30 |
| Ethyl tert-butyl ether | 0.00500 | 0.00483 | 0.00464 | 96.6 | 92.8 | 63.0-138 | | | 4.01 | 20 |
| Methyl tert-butyl ether | 0.00500 | 0.00478 | 0.00445 | 95.6 | 89.0 | 68.0-125 | | | 7.15 | 20 |
| tert-Butyl alcohol | 0.0250 | 0.0150 | 0.0134 | 60.0 | 53.6 | 27.0-160 | | | 11.3 | 30 |
| tert-Amyl Methyl Ether | 0.00500 | 0.00478 | 0.00452 | 95.6 | 90.4 | 66.0-125 | | | 5.59 | 20 |
| *(S) Toluene-d8* | | | | *116* | *115* | *80.0-120* | | | | |
| *(S) 4-Bromofluorobenzene* | | | | *107* | *107* | *77.0-126* | | | | |
| *(S) 1,2-Dichloroethane-d4* | | | | *108* | *109* | *70.0-130* | | | | |

## Method Blank (MB)

(MB) R4043178-3 03/07/24 19:05

| Analyte | MB Result mg/l | MB Qualifier | MB MDL mg/l | MB RDL mg/l |
|---|---|---|---|---|
| Acetone | U | | 0.0113 | 0.0500 |
| Acrylonitrile | U | | 0.000671 | 0.0100 |
| Benzene | U | | 0.0000941 | 0.00100 |
| Bromobenzene | U | | 0.000118 | 0.00100 |
| Bromochloromethane | U | | 0.000128 | 0.00100 |
| Bromodichloromethane | U | | 0.000136 | 0.00100 |
| Bromoform | U | | 0.000129 | 0.00100 |
| Bromomethane | U | | 0.000605 | 0.00500 |
| n-Butylbenzene | U | | 0.000157 | 0.00100 |
| sec-Butylbenzene | U | | 0.000125 | 0.00100 |
| tert-Butylbenzene | U | | 0.000127 | 0.00100 |
| Carbon tetrachloride | U | | 0.000128 | 0.00100 |
| Carbon disulfide | U | | 0.0000962 | 0.00100 |
| Chlorobenzene | U | | 0.000116 | 0.00100 |
| Chlorodibromomethane | U | | 0.000140 | 0.00100 |
| Chloroethane | U | | 0.000192 | 0.00500 |
| Chloroform | U | | 0.000111 | 0.00500 |
| Chloromethane | U | | 0.000960 | 0.00250 |
| 1,2-Dibromo-3-Chloropropane | U | | 0.000276 | 0.00500 |
| 1,2-Dibromoethane | U | | 0.000126 | 0.00100 |
| Dibromomethane | U | | 0.000122 | 0.00100 |
| 1,2-Dichlorobenzene | U | | 0.000107 | 0.00100 |
| 1,3-Dichlorobenzene | U | | 0.000110 | 0.00100 |
| 1,4-Dichlorobenzene | U | | 0.000120 | 0.00100 |
| trans-1,4-Dichloro-2-butene | U | | 0.000467 | 0.00250 |
| Dichlorodifluoromethane | U | | 0.000374 | 0.00500 |
| 1,1-Dichloroethane | U | | 0.000100 | 0.00100 |
| 1,2-Dichloroethane | U | | 0.0000819 | 0.00100 |
| 1,1-Dichloroethene | U | | 0.000188 | 0.00100 |
| cis-1,2-Dichloroethene | U | | 0.000126 | 0.00100 |
| trans-1,2-Dichloroethene | U | | 0.000149 | 0.00100 |
| 1,2-Dichloropropane | U | | 0.000149 | 0.00100 |
| cis-1,3-Dichloropropene | U | | 0.000111 | 0.00100 |
| trans-1,3-Dichloropropene | U | | 0.000118 | 0.00100 |
| Ethylbenzene | U | | 0.000137 | 0.00100 |
| Hexachloro-1,3-butadiene | U | | 0.000337 | 0.00100 |
| 2-Hexanone | U | | 0.000787 | 0.0100 |
| 2-Butanone (MEK) | U | | 0.00119 | 0.0100 |
| Iodomethane | U | | 0.00600 | 0.0100 |
| Methylene Chloride | U | | 0.000430 | 0.00500 |

## Method Blank (MB)

(MB) R4043178-3 03/07/24 19:05

| Analyte | MB Result mg/l | MB Qualifier | MB MDL mg/l | MB RDL mg/l |
|---|---|---|---|---|
| 4-Methyl-2-pentanone (MIBK) | U | | 0.000478 | 0.0100 |
| Naphthalene | U | | 0.00100 | 0.00500 |
| n-Propylbenzene | U | | 0.0000993 | 0.00100 |
| Styrene | U | | 0.000118 | 0.00100 |
| 1,1,1,2-Tetrachloroethane | U | | 0.000147 | 0.00100 |
| 1,1,2,2-Tetrachloroethane | U | | 0.000133 | 0.00100 |
| 1,1,2-Trichlorotrifluoroethane | U | | 0.000180 | 0.00100 |
| Tetrachloroethene | U | | 0.000300 | 0.00100 |
| Toluene | U | | 0.000278 | 0.00100 |
| 1,2,4-Trichlorobenzene | U | | 0.000481 | 0.00100 |
| 1,1,1-Trichloroethane | U | | 0.000149 | 0.00100 |
| 1,1,2-Trichloroethane | U | | 0.000158 | 0.00100 |
| Trichloroethene | U | | 0.000190 | 0.00100 |
| Trichlorofluoromethane | U | | 0.000160 | 0.00500 |
| 1,2,3-Trichloropropane | U | | 0.000237 | 0.00250 |
| 1,2,4-Trimethylbenzene | U | | 0.000322 | 0.00100 |
| 1,3,5-Trimethylbenzene | U | | 0.000104 | 0.00100 |
| Vinyl acetate | U | | 0.000692 | 0.0100 |
| Vinyl chloride | U | | 0.000234 | 0.00100 |
| Xylenes, Total | U | | 0.000174 | 0.00300 |
| Di-isopropyl ether | U | | 0.000105 | 0.00100 |
| Ethanol | U | | 0.0420 | 0.100 |
| Ethyl tert-butyl ether | U | | 0.000101 | 0.00100 |
| Methyl tert-butyl ether | U | | 0.000101 | 0.00100 |
| tert-Butyl alcohol | U | | 0.00406 | 0.00500 |
| tert-Amyl Methyl Ether | U | | 0.000195 | 0.00100 |
| *(S) Toluene-d8* | *97.8* | | | *80.0-120* |
| *(S) 4-Bromofluorobenzene* | *101* | | | *77.0-126* |
| *(S) 1,2-Dichloroethane-d4* | *92.5* | | | *70.0-130* |

## Laboratory Control Sample (LCS) • Laboratory Control Sample Duplicate (LCSD)

(LCS) R4043178-1 03/07/24 18:01 • (LCSD) R4043178-2 03/07/24 18:22

| Analyte | Spike Amount mg/l | LCS Result mg/l | LCSD Result mg/l | LCS Rec. % | LCSD Rec. % | Rec. Limits % | LCS Qualifier | LCSD Qualifier | RPD % | RPD Limits % |
|---|---|---|---|---|---|---|---|---|---|---|
| Acetone | 0.0250 | 0.0259 | 0.0283 | 104 | 113 | 19.0-160 | | | 8.86 | 27 |
| Acrylonitrile | 0.0250 | 0.0265 | 0.0293 | 106 | 117 | 55.0-149 | | | 10.0 | 20 |
| Benzene | 0.00500 | 0.00536 | 0.00556 | 107 | 111 | 70.0-123 | | | 3.66 | 20 |
| Bromobenzene | 0.00500 | 0.00493 | 0.00514 | 98.6 | 103 | 73.0-121 | | | 4.17 | 20 |

## Laboratory Control Sample (LCS) • Laboratory Control Sample Duplicate (LCSD)

(LCS) R4043178-1 03/07/24 18:01 • (LCSD) R4043178-2 03/07/24 18:22

| Analyte | Spike Amount mg/l | LCS Result mg/l | LCSD Result mg/l | LCS Rec. % | LCSD Rec. % | Rec. Limits % | LCS Qualifier | LCSD Qualifier | RPD % | RPD Limits % |
|---|---|---|---|---|---|---|---|---|---|---|
| Bromochloromethane | 0.00500 | 0.00574 | 0.00571 | 115 | 114 | 76.0-122 | | | 0.524 | 20 |
| Bromodichloromethane | 0.00500 | 0.00511 | 0.00539 | 102 | 108 | 75.0-120 | | | 5.33 | 20 |
| Bromoform | 0.00500 | 0.00376 | 0.00393 | 75.2 | 78.6 | 68.0-132 | | | 4.42 | 20 |
| Bromomethane | 0.00500 | 0.00340 | 0.00447 | 68.0 | 89.4 | 10.0-160 | | R7 | 27.2 | 25 |
| n-Butylbenzene | 0.00500 | 0.00421 | 0.00469 | 84.2 | 93.8 | 73.0-125 | | | 10.8 | 20 |
| sec-Butylbenzene | 0.00500 | 0.00469 | 0.00491 | 93.8 | 98.2 | 75.0-125 | | | 4.58 | 20 |
| tert-Butylbenzene | 0.00500 | 0.00466 | 0.00499 | 93.2 | 99.8 | 76.0-124 | | | 6.84 | 20 |
| Carbon tetrachloride | 0.00500 | 0.00505 | 0.00527 | 101 | 105 | 68.0-126 | | | 4.26 | 20 |
| Carbon disulfide | 0.00500 | 0.00525 | 0.00546 | 105 | 109 | 61.0-128 | | | 3.92 | 20 |
| Chlorobenzene | 0.00500 | 0.00467 | 0.00487 | 93.4 | 97.4 | 80.0-121 | | | 4.19 | 20 |
| Chlorodibromomethane | 0.00500 | 0.00393 | 0.00427 | 78.6 | 85.4 | 77.0-125 | | | 8.29 | 20 |
| Chloroethane | 0.00500 | 0.00556 | 0.00577 | 111 | 115 | 47.0-150 | | | 3.71 | 20 |
| Chloroform | 0.00500 | 0.00508 | 0.00542 | 102 | 108 | 73.0-120 | | | 6.48 | 20 |
| Chloromethane | 0.00500 | 0.00535 | 0.00576 | 107 | 115 | 41.0-142 | | | 7.38 | 20 |
| 1,2-Dibromo-3-Chloropropane | 0.00500 | 0.00421 | 0.00470 | 84.2 | 94.0 | 58.0-134 | | | 11.0 | 20 |
| 1,2-Dibromoethane | 0.00500 | 0.00437 | 0.00474 | 87.4 | 94.8 | 80.0-122 | | | 8.12 | 20 |
| Dibromomethane | 0.00500 | 0.00494 | 0.00534 | 98.8 | 107 | 80.0-120 | | | 7.78 | 20 |
| 1,2-Dichlorobenzene | 0.00500 | 0.00452 | 0.00486 | 90.4 | 97.2 | 79.0-121 | | | 7.25 | 20 |
| 1,3-Dichlorobenzene | 0.00500 | 0.00461 | 0.00466 | 92.2 | 93.2 | 79.0-120 | | | 1.08 | 20 |
| 1,4-Dichlorobenzene | 0.00500 | 0.00472 | 0.00483 | 94.4 | 96.6 | 79.0-120 | | | 2.30 | 20 |
| trans-1,4-Dichloro-2-butene | 0.00500 | 0.00475 | 0.00523 | 95.0 | 105 | 33.0-144 | | | 9.62 | 20 |
| Dichlorodifluoromethane | 0.00500 | 0.00596 | 0.00636 | 119 | 127 | 51.0-149 | | | 6.49 | 20 |
| 1,1-Dichloroethane | 0.00500 | 0.00548 | 0.00576 | 110 | 115 | 70.0-126 | | | 4.98 | 20 |
| 1,2-Dichloroethane | 0.00500 | 0.00524 | 0.00512 | 105 | 102 | 70.0-128 | | | 2.32 | 20 |
| 1,1-Dichloroethene | 0.00500 | 0.00514 | 0.00580 | 103 | 116 | 71.0-124 | | | 12.1 | 20 |
| cis-1,2-Dichloroethene | 0.00500 | 0.00507 | 0.00557 | 101 | 111 | 73.0-120 | | | 9.40 | 20 |
| trans-1,2-Dichloroethene | 0.00500 | 0.00542 | 0.00542 | 108 | 108 | 73.0-120 | | | 0.000 | 20 |
| 1,2-Dichloropropane | 0.00500 | 0.00577 | 0.00621 | 115 | 124 | 77.0-125 | | | 7.35 | 20 |
| cis-1,3-Dichloropropene | 0.00500 | 0.00512 | 0.00556 | 102 | 111 | 80.0-123 | | | 8.24 | 20 |
| trans-1,3-Dichloropropene | 0.00500 | 0.00438 | 0.00462 | 87.6 | 92.4 | 78.0-124 | | | 5.33 | 20 |
| Ethylbenzene | 0.00500 | 0.00466 | 0.00469 | 93.2 | 93.8 | 79.0-123 | | | 0.642 | 20 |
| Hexachloro-1,3-butadiene | 0.00500 | 0.00425 | 0.00463 | 85.0 | 92.6 | 54.0-138 | | | 8.56 | 20 |
| 2-Hexanone | 0.0250 | 0.0235 | 0.0260 | 94.0 | 104 | 67.0-149 | | | 10.1 | 20 |
| 2-Butanone (MEK) | 0.0250 | 0.0247 | 0.0328 | 98.8 | 131 | 44.0-160 | | R7 | 28.2 | 20 |
| Iodomethane | 0.0250 | 0.0182 | 0.0222 | 72.8 | 88.8 | 33.0-147 | | | 19.8 | 26 |
| Methylene Chloride | 0.00500 | 0.00535 | 0.00583 | 107 | 117 | 67.0-120 | | | 8.59 | 20 |
| 4-Methyl-2-pentanone (MIBK) | 0.0250 | 0.0257 | 0.0279 | 103 | 112 | 68.0-142 | | | 8.21 | 20 |
| Naphthalene | 0.00500 | 0.00328 | 0.00365 | 65.6 | 73.0 | 54.0-135 | | | 10.7 | 20 |
| n-Propylbenzene | 0.00500 | 0.00505 | 0.00523 | 101 | 105 | 77.0-124 | | | 3.50 | 20 |
| Styrene | 0.00500 | 0.00398 | 0.00423 | 79.6 | 84.6 | 73.0-130 | | | 6.09 | 20 |

## Laboratory Control Sample (LCS) • Laboratory Control Sample Duplicate (LCSD)

(LCS) R4043178-1 03/07/24 18:01 • (LCSD) R4043178-2 03/07/24 18:22

| Analyte | Spike Amount mg/l | LCS Result mg/l | LCSD Result mg/l | LCS Rec. % | LCSD Rec. % | Rec. Limits % | LCS Qualifier | LCSD Qualifier | RPD % | RPD Limits % |
|---|---|---|---|---|---|---|---|---|---|---|
| 1,1,1,2-Tetrachloroethane | 0.00500 | 0.00453 | 0.00483 | 90.6 | 96.6 | 75.0-125 | | | 6.41 | 20 |
| 1,1,2,2-Tetrachloroethane | 0.00500 | 0.00536 | 0.00561 | 107 | 112 | 65.0-130 | | | 4.56 | 20 |
| 1,1,2-Trichlorotrifluoroethane | 0.00500 | 0.00550 | 0.00590 | 110 | 118 | 69.0-132 | | | 7.02 | 20 |
| Tetrachloroethene | 0.00500 | 0.00475 | 0.00483 | 95.0 | 96.6 | 72.0-132 | | | 1.67 | 20 |
| Toluene | 0.00500 | 0.00475 | 0.00482 | 95.0 | 96.4 | 79.0-120 | | | 1.46 | 20 |
| 1,2,4-Trichlorobenzene | 0.00500 | 0.00383 | 0.00449 | 76.6 | 89.8 | 57.0-137 | | | 15.9 | 20 |
| 1,1,1-Trichloroethane | 0.00500 | 0.00538 | 0.00538 | 108 | 108 | 73.0-124 | | | 0.000 | 20 |
| 1,1,2-Trichloroethane | 0.00500 | 0.00470 | 0.00494 | 94.0 | 98.8 | 80.0-120 | | | 4.98 | 20 |
| Trichloroethene | 0.00500 | 0.00477 | 0.00496 | 95.4 | 99.2 | 78.0-124 | | | 3.91 | 20 |
| Trichlorofluoromethane | 0.00500 | 0.00526 | 0.00564 | 105 | 113 | 59.0-147 | | | 6.97 | 20 |
| 1,2,3-Trichloropropane | 0.00500 | 0.00454 | 0.00500 | 90.8 | 100 | 73.0-130 | | | 9.64 | 20 |
| 1,2,4-Trimethylbenzene | 0.00500 | 0.00449 | 0.00474 | 89.8 | 94.8 | 76.0-121 | | | 5.42 | 20 |
| 1,3,5-Trimethylbenzene | 0.00500 | 0.00469 | 0.00467 | 93.8 | 93.4 | 76.0-122 | | | 0.427 | 20 |
| Vinyl acetate | 0.0250 | 0.0435 | 0.0462 | 174 | 185 | 11.0-160 | L1 | L1 | 6.02 | 20 |
| Vinyl chloride | 0.00500 | 0.00533 | 0.00597 | 107 | 119 | 67.0-131 | | | 11.3 | 20 |
| Xylenes, Total | 0.0150 | 0.0139 | 0.0143 | 92.7 | 95.3 | 79.0-123 | | | 2.84 | 20 |
| Di-isopropyl ether | 0.00500 | 0.00556 | 0.00596 | 111 | 119 | 58.0-138 | | | 6.94 | 20 |
| Ethanol | 0.250 | 0.243 | 0.293 | 97.2 | 117 | 10.0-160 | | | 18.7 | 30 |
| Ethyl tert-butyl ether | 0.00500 | 0.00516 | 0.00573 | 103 | 115 | 63.0-138 | | | 10.5 | 20 |
| Methyl tert-butyl ether | 0.00500 | 0.00521 | 0.00546 | 104 | 109 | 68.0-125 | | | 4.69 | 20 |
| tert-Butyl alcohol | 0.0250 | 0.0238 | 0.0255 | 95.2 | 102 | 27.0-160 | | | 6.90 | 30 |
| tert-Amyl Methyl Ether | 0.00500 | 0.00486 | 0.00517 | 97.2 | 103 | 66.0-125 | | | 6.18 | 20 |
| *(S) Toluene-d8* | | | | *96.4* | *97.9* | *80.0-120* | | | | |
| *(S) 4-Bromofluorobenzene* | | | | *99.8* | *103* | *77.0-126* | | | | |
| *(S) 1,2-Dichloroethane-d4* | | | | *93.9* | *94.9* | *70.0-130* | | | | |

## L1711228-04 Original Sample (OS) • Matrix Spike (MS) • Matrix Spike Duplicate (MSD)

(OS) L1711228-04 03/08/24 02:46 • (MS) R4043178-4 03/08/24 03:08 • (MSD) R4043178-5 03/08/24 03:29

| Analyte | Spike Amount mg/l | Original Result mg/l | MS Result mg/l | MSD Result mg/l | MS Rec. % | MSD Rec. % | Dilution | Rec. Limits % | MS Qualifier | MSD Qualifier | RPD % | RPD Limits % |
|---|---|---|---|---|---|---|---|---|---|---|---|---|
| Acetone | 0.0250 | ND | ND | ND | 108 | 96.0 | 1 | 10.0-160 | | | 12.1 | 35 |
| Acrylonitrile | 0.0250 | ND | 0.0319 | 0.0282 | 128 | 113 | 1 | 21.0-160 | | | 12.3 | 32 |
| Benzene | 0.00500 | ND | 0.00620 | 0.00567 | 124 | 113 | 1 | 17.0-158 | | | 8.93 | 27 |
| Bromobenzene | 0.00500 | ND | 0.00558 | 0.00496 | 112 | 99.2 | 1 | 30.0-149 | | | 11.8 | 28 |
| Bromochloromethane | 0.00500 | ND | 0.00686 | 0.00554 | 137 | 111 | 1 | 38.0-142 | | | 21.3 | 26 |
| Bromodichloromethane | 0.00500 | ND | 0.00583 | 0.00545 | 117 | 109 | 1 | 31.0-150 | | | 6.74 | 27 |
| Bromoform | 0.00500 | ND | 0.00429 | 0.00372 | 85.8 | 74.4 | 1 | 29.0-150 | | | 14.2 | 29 |
| Bromomethane | 0.00500 | ND | 0.00679 | 0.00568 | 136 | 114 | 1 | 10.0-160 | | | 17.8 | 38 |

## L1711228-04 Original Sample (OS) • Matrix Spike (MS) • Matrix Spike Duplicate (MSD)

(OS) L1711228-04 03/08/24 02:46 • (MS) R4043178-4 03/08/24 03:08 • (MSD) R4043178-5 03/08/24 03:29

| Analyte | Spike Amount mg/l | Original Result mg/l | MS Result mg/l | MSD Result mg/l | MS Rec. % | MSD Rec. % | Dilution | Rec. Limits % | MS Qualifier | MSD Qualifier | RPD % | RPD Limits % |
|---|---|---|---|---|---|---|---|---|---|---|---|---|
| n-Butylbenzene | 0.00500 | ND | 0.00511 | 0.00454 | 102 | 90.8 | 1 | 31.0-150 | | | 11.8 | 30 |
| sec-Butylbenzene | 0.00500 | ND | 0.00569 | 0.00488 | 114 | 97.6 | 1 | 33.0-155 | | | 15.3 | 29 |
| tert-Butylbenzene | 0.00500 | ND | 0.00565 | 0.00478 | 113 | 95.6 | 1 | 34.0-153 | | | 16.7 | 28 |
| Carbon tetrachloride | 0.00500 | ND | 0.00634 | 0.00570 | 127 | 114 | 1 | 23.0-159 | | | 10.6 | 28 |
| Carbon disulfide | 0.00500 | ND | 0.00601 | 0.00536 | 120 | 107 | 1 | 10.0-156 | | | 11.4 | 28 |
| Chlorobenzene | 0.00500 | ND | 0.00560 | 0.00479 | 112 | 95.8 | 1 | 33.0-152 | | | 15.6 | 27 |
| Chlorodibromomethane | 0.00500 | ND | 0.00453 | 0.00407 | 90.6 | 81.4 | 1 | 37.0-149 | | | 10.7 | 27 |
| Chloroethane | 0.00500 | ND | 0.00695 | 0.00656 | 139 | 131 | 1 | 10.0-160 | | | 5.77 | 30 |
| Chloroform | 0.00500 | ND | 0.00618 | 0.00558 | 124 | 112 | 1 | 29.0-154 | | | 10.2 | 28 |
| Chloromethane | 0.00500 | ND | 0.00654 | 0.00595 | 131 | 119 | 1 | 10.0-160 | | | 9.45 | 29 |
| 1,2-Dibromo-3-Chloropropane | 0.00500 | ND | ND | ND | 90.0 | 84.4 | 1 | 22.0-151 | | | 6.42 | 34 |
| 1,2-Dibromoethane | 0.00500 | ND | 0.00517 | 0.00439 | 103 | 87.8 | 1 | 34.0-147 | | | 16.3 | 27 |
| Dibromomethane | 0.00500 | ND | 0.00593 | 0.00529 | 119 | 106 | 1 | 30.0-151 | | | 11.4 | 27 |
| 1,2-Dichlorobenzene | 0.00500 | ND | 0.00511 | 0.00471 | 102 | 94.2 | 1 | 34.0-149 | | | 8.15 | 28 |
| 1,3-Dichlorobenzene | 0.00500 | ND | 0.00527 | 0.00481 | 105 | 96.2 | 1 | 36.0-146 | | | 9.13 | 27 |
| 1,4-Dichlorobenzene | 0.00500 | ND | 0.00486 | 0.00465 | 97.2 | 93.0 | 1 | 35.0-142 | | | 4.42 | 27 |
| trans-1,4-Dichloro-2-butene | 0.00500 | ND | 0.00499 | 0.00488 | 99.8 | 97.6 | 1 | 10.0-157 | | | 2.23 | 37 |
| Dichlorodifluoromethane | 0.00500 | ND | 0.00862 | 0.00717 | 172 | 143 | 1 | 10.0-160 | M1 | | 18.4 | 29 |
| 1,1-Dichloroethane | 0.00500 | ND | 0.00642 | 0.00580 | 128 | 116 | 1 | 25.0-158 | | | 10.1 | 27 |
| 1,2-Dichloroethane | 0.00500 | ND | 0.00602 | 0.00513 | 120 | 103 | 1 | 29.0-151 | | | 16.0 | 27 |
| 1,1-Dichloroethene | 0.00500 | ND | 0.00678 | 0.00608 | 136 | 122 | 1 | 11.0-160 | | | 10.9 | 29 |
| cis-1,2-Dichloroethene | 0.00500 | ND | 0.00616 | 0.00571 | 123 | 114 | 1 | 10.0-160 | | | 7.58 | 27 |
| trans-1,2-Dichloroethene | 0.00500 | ND | 0.00632 | 0.00552 | 126 | 110 | 1 | 17.0-153 | | | 13.5 | 27 |
| 1,2-Dichloropropane | 0.00500 | ND | 0.00637 | 0.00593 | 127 | 119 | 1 | 30.0-156 | | | 7.15 | 27 |
| cis-1,3-Dichloropropene | 0.00500 | ND | 0.00573 | 0.00489 | 115 | 97.8 | 1 | 34.0-149 | | | 15.8 | 28 |
| trans-1,3-Dichloropropene | 0.00500 | ND | 0.00480 | 0.00413 | 96.0 | 82.6 | 1 | 32.0-149 | | | 15.0 | 28 |
| Ethylbenzene | 0.00500 | ND | 0.00554 | 0.00476 | 111 | 95.2 | 1 | 30.0-155 | | | 15.1 | 27 |
| Hexachloro-1,3-butadiene | 0.00500 | ND | 0.00455 | 0.00444 | 91.0 | 88.8 | 1 | 20.0-154 | | | 2.45 | 34 |
| 2-Hexanone | 0.0250 | ND | 0.0272 | 0.0239 | 109 | 95.6 | 1 | 21.0-160 | | | 12.9 | 29 |
| 2-Butanone (MEK) | 0.0250 | ND | 0.0361 | 0.0298 | 144 | 119 | 1 | 10.0-160 | | | 19.1 | 32 |
| Iodomethane | 0.0250 | ND | 0.0221 | 0.0210 | 88.4 | 84.0 | 1 | 10.0-160 | | | 5.10 | 40 |
| Methylene Chloride | 0.00500 | ND | 0.00659 | 0.00568 | 132 | 114 | 1 | 23.0-144 | | | 14.8 | 28 |
| 4-Methyl-2-pentanone (MIBK) | 0.0250 | ND | 0.0294 | 0.0264 | 118 | 106 | 1 | 29.0-160 | | | 10.8 | 29 |
| Naphthalene | 0.00500 | ND | ND | ND | 73.8 | 71.6 | 1 | 12.0-156 | | | 3.03 | 35 |
| n-Propylbenzene | 0.00500 | ND | 0.00580 | 0.00526 | 116 | 105 | 1 | 31.0-154 | | | 9.76 | 28 |
| Styrene | 0.00500 | ND | 0.00465 | 0.00388 | 93.0 | 77.6 | 1 | 33.0-155 | | | 18.1 | 28 |
| 1,1,1,2-Tetrachloroethane | 0.00500 | ND | 0.00497 | 0.00460 | 99.4 | 92.0 | 1 | 36.0-151 | | | 7.73 | 29 |
| 1,1,2,2-Tetrachloroethane | 0.00500 | ND | 0.00609 | 0.00536 | 122 | 107 | 1 | 33.0-150 | | | 12.8 | 28 |
| 1,1,2-Trichlorotrifluoroethane | 0.00500 | ND | 0.00779 | 0.00625 | 156 | 125 | 1 | 23.0-160 | | | 21.9 | 30 |
| Tetrachloroethene | 0.00500 | ND | 0.00565 | 0.00516 | 113 | 103 | 1 | 10.0-160 | | | 9.07 | 27 |

## L1711228-04 Original Sample (OS) • Matrix Spike (MS) • Matrix Spike Duplicate (MSD)

(OS) L1711228-04 03/08/24 02:46 • (MS) R4043178-4 03/08/24 03:08 • (MSD) R4043178-5 03/08/24 03:29

| Analyte | Spike Amount mg/l | Original Result mg/l | MS Result mg/l | MSD Result mg/l | MS Rec. % | MSD Rec. % | Dilution | Rec. Limits % | MS Qualifier | MSD Qualifier | RPD % | RPD Limits % |
|---|---|---|---|---|---|---|---|---|---|---|---|---|
| Toluene | 0.00500 | ND | 0.00563 | 0.00486 | 113 | 97.2 | 1 | 26.0-154 | | | 14.7 | 28 |
| 1,2,4-Trichlorobenzene | 0.00500 | ND | 0.00416 | 0.00397 | 83.2 | 79.4 | 1 | 24.0-150 | | | 4.67 | 33 |
| 1,1,1-Trichloroethane | 0.00500 | ND | 0.00644 | 0.00556 | 129 | 111 | 1 | 23.0-160 | | | 14.7 | 28 |
| 1,1,2-Trichloroethane | 0.00500 | ND | 0.00514 | 0.00465 | 103 | 93.0 | 1 | 35.0-147 | | | 10.0 | 27 |
| Trichloroethene | 0.00500 | ND | 0.00591 | 0.00517 | 118 | 103 | 1 | 10.0-160 | | | 13.4 | 25 |
| Trichlorofluoromethane | 0.00500 | ND | 0.00748 | 0.00628 | 150 | 126 | 1 | 17.0-160 | | | 17.4 | 31 |
| 1,2,3-Trichloropropane | 0.00500 | ND | 0.00497 | 0.00494 | 99.4 | 98.8 | 1 | 34.0-151 | | | 0.605 | 29 |
| 1,2,4-Trimethylbenzene | 0.00500 | ND | 0.00516 | 0.00479 | 103 | 95.8 | 1 | 26.0-154 | | | 7.44 | 27 |
| 1,3,5-Trimethylbenzene | 0.00500 | ND | 0.00550 | 0.00474 | 110 | 94.8 | 1 | 28.0-153 | | | 14.8 | 27 |
| Vinyl acetate | 0.0250 | ND | 0.0575 | 0.0508 | 230 | 203 | 1 | 12.0-160 | M1 | M1 | 12.4 | 31 |
| Vinyl chloride | 0.00500 | ND | 0.00713 | 0.00637 | 143 | 127 | 1 | 10.0-160 | | | 11.3 | 27 |
| Xylenes, Total | 0.0150 | ND | 0.0164 | 0.0138 | 109 | 92.0 | 1 | 29.0-154 | | | 17.2 | 28 |
| Di-isopropyl ether | 0.00500 | ND | 0.00667 | 0.00569 | 133 | 114 | 1 | 21.0-160 | | | 15.9 | 28 |
| Ethanol | 0.250 | ND | 0.302 | 0.267 | 121 | 107 | 1 | 50.0-150 | | | 12.3 | 20 |
| Ethyl tert-butyl ether | 0.00500 | ND | 0.00580 | 0.00542 | 116 | 108 | 1 | 10.0-160 | | | 6.77 | 37 |
| Methyl tert-butyl ether | 0.00500 | ND | 0.00595 | 0.00540 | 119 | 108 | 1 | 28.0-150 | | | 9.69 | 29 |
| tert-Butyl alcohol | 0.0250 | ND | 0.0303 | 0.0285 | 121 | 114 | 1 | 50.0-150 | | | 6.12 | 20 |
| tert-Amyl Methyl Ether | 0.00500 | ND | 0.00585 | 0.00494 | 117 | 98.8 | 1 | 10.0-160 | | | 16.9 | 37 |
| *(S) Toluene-d8* | | | | | *96.8* | *94.5* | | *80.0-120* | | | | |
| *(S) 4-Bromofluorobenzene* | | | | | *102* | *103* | | *77.0-126* | | | | |
| *(S) 1,2-Dichloroethane-d4* | | | | | *91.9* | *93.7* | | *70.0-130* | | | | |

# INTERNAL STANDARD SUMMARY

## Instrument: VOCMS6 • File ID: 0307_23

03/07/24 18:01

| Sample ID | File ID | 8260-FLUOROBENZENE | 8260-CHLOROBENZENE-D5 | 8260-1,4-DICHLOROBENZENE-D4 |
|---|---|---|---|---|
| | | Response | Response | Response |
| Standard | 0307_23 | 208026 | 175474 | 181517 |
| Upper Limit | | 416052 | 350948 | 363034 |
| Lower Limit | | 104013 | 87737 | 90759 |
| LCS R4043178-1 WG2242033 1x | 0307_23LCS | 208026 | 175474 | 181517 |
| LCSD R4043178-2 WG2242033 1x | 0307_24 | 206817 | 175539 | 184484 |
| BLANK R4043178-3 WG2242033 1x | 0307_26 | 201004 | 170841 | 175780 |
| L1711228-01 WG2242033 1x | 0307_46 | 201460 | 162835 | 179201 |
| L1711228-04 WG2242033 1x | 0307_47 | 204138 | 169933 | 176670 |
| MS R4043178-4 WG2242033 1x | 0307_48 | 198675 | 170405 | 182113 |
| MSD R4043178-5 WG2242033 1x | 0307_49 | 201382 | 174063 | 181099 |

## Instrument: VOCMS33 • File ID: 0305_02

03/05/24 09:34

| Sample ID | File ID | 8260-FLUOROBENZENE | 8260-CHLOROBENZENE-D5 | 8260-1,4-DICHLOROBENZENE-D4 |
|---|---|---|---|---|
| | | Response | Response | Response |
| Standard | 0305_02 | 425493 | 171046 | 130707 |
| Upper Limit | | 850986 | 342092 | 261414 |
| Lower Limit | | 212747 | 85523 | 65354 |
| LCS R4042854-1 WG2239768 1x | 0305_02LCS | 425493 | 171046 | 130707 |
| LCSD R4042854-2 WG2239768 1x | 0305_03 | 411687 | 166769 | 126207 |
| BLANK R4042854-3 WG2239768 1x | 0305_05 | 410104 | 167294 | 125191 |
| L1711228-06 WG2239768 1x | 0305_07 | 435454 | 171160 | 122333 |
| L1711228-01 WG2239768 1x | 0305_18 | 422819 | 177562 | 127874 |
| L1711228-02 WG2239768 1x | 0305_19 | 424012 | 176676 | 130115 |
| L1711228-03 WG2239768 1x | 0305_20 | 437219 | 176080 | 128695 |
| L1711228-05 WG2239768 1x | 0305_22 | 418335 | 169346 | 128263 |

# GLOSSARY OF TERMS

## Guide to Reading and Understanding Your Laboratory Report

The information below is designed to better explain the various terms used in your report of analytical results from the Laboratory. This is not intended as a comprehensive explanation, and if you have additional questions please contact your project representative.

Results Disclaimer - Information that may be provided by the customer, and contained within this report, include Permit Limits, Project Name, Sample ID, Sample Matrix, Sample Preservation, Field Blanks, Field Spikes, Field Duplicates, On-Site Data, Sampling Collection Dates/Times, and Sampling Location. Results relate to the accuracy of this information provided, and as the samples are received.

## Abbreviations and Definitions

| | |
|---|---|
| MDL | Method Detection Limit. |
| ND | Not detected at the Reporting Limit (or MDL where applicable). |
| RDL | Reported Detection Limit. |
| Rec. | Recovery. |
| RPD | Relative Percent Difference. |
| SDG | Sample Delivery Group. |
| (S) | Surrogate (Surrogate Standard) - Analytes added to every blank, sample, Laboratory Control Sample/Duplicate and Matrix Spike/Duplicate; used to evaluate analytical efficiency by measuring recovery. Surrogates are not expected to be detected in all environmental media. |
| U | Not detected at the Reporting Limit (or MDL where applicable). |
| Analyte | The name of the particular compound or analysis performed. Some Analyses and Methods will have multiple analytes reported. |
| Dilution | If the sample matrix contains an interfering material, the sample preparation volume or weight values differ from the standard, or if concentrations of analytes in the sample are higher than the highest limit of concentration that the laboratory can accurately report, the sample may be diluted for analysis. If a value different than 1 is used in this field, the result reported has already been corrected for this factor. |
| Limits | These are the target % recovery ranges or % difference value that the laboratory has historically determined as normal for the method and analyte being reported. Successful QC Sample analysis will target all analytes recovered or duplicated within these ranges. |
| Original Sample | The non-spiked sample in the prep batch used to determine the Relative Percent Difference (RPD) from a quality control sample. The Original Sample may not be included within the reported SDG. |
| Qualifier | This column provides a letter and/or number designation that corresponds to additional information concerning the result reported. If a Qualifier is present, a definition per Qualifier is provided within the Glossary and Definitions page and potentially a discussion of possible implications of the Qualifier in the Case Narrative if applicable. |
| Result | The actual analytical final result (corrected for any sample specific characteristics) reported for your sample. If there was no measurable result returned for a specific analyte, the result in this column may state “ND” (Not Detected) or “BDL” (Below Detectable Levels). The information in the results column should always be accompanied by either an MDL (Method Detection Limit) or RDL (Reporting Detection Limit) that defines the lowest value that the laboratory could detect or report for this analyte. |
| Uncertainty (Radiochemistry) | Confidence level of 2 sigma. |
| Case Narrative (Cn) | A brief discussion about the included sample results, including a discussion of any non-conformances to protocol observed either at sample receipt by the laboratory from the field or during the analytical process. If present, there will be a section in the Case Narrative to discuss the meaning of any data qualifiers used in the report. |
| Quality Control Summary (Qc) | This section of the report includes the results of the laboratory quality control analyses required by procedure or analytical methods to assist in evaluating the validity of the results reported for your samples. These analyses are not being performed on your samples typically, but on laboratory generated material. |
| Sample Chain of Custody (Sc) | This is the document created in the field when your samples were initially collected. This is used to verify the time and date of collection, the person collecting the samples, and the analyses that the laboratory is requested to perform. This chain of custody also documents all persons (excluding commercial shippers) that have had control or possession of the samples from the time of collection until delivery to the laboratory for analysis. |
| Sample Results (Sr) | This section of your report will provide the results of all testing performed on your samples. These results are provided by sample ID and are separated by the analyses performed on each sample. The header line of each analysis section for each sample will provide the name and method number for the analysis reported. |
| Sample Summary (Ss) | This section of the Analytical Report defines the specific analyses performed for each sample ID, including the dates and times of preparation and/or analysis. |

| Qualifier | Description |
|---|---|
| E4 | Concentration estimated. Analyte was detected below laboratory minimum reporting level (MRL) but above MDL. |
| H1 | Sample analysis performed past holding time. |
| L1 | The associated blank spike recovery was above laboratory acceptance limits. |
| M1 | Matrix spike recovery was high, the method control sample recovery was acceptable. |
| M2 | Matrix spike recovery was low, the method control sample recovery was acceptable. |
| R7 | LFB/LFBD RPD exceeded the laboratory acceptance limit. Recovery met acceptance criteria. |

# ACCREDITATIONS & LOCATIONS

## Pace Analytical National 12065 Lebanon Rd Mount Juliet, TN 37122

| | | | |
|---|---|---|---|
| Alabama | 40660 | Nebraska | NE-OS-15-05 |
| Alaska | 17-026 | Nevada | TN000032021-1 |
| Arizona | AZ0612 | New Hampshire | 2975 |
| Arkansas | 88-0469 | New Jersey–NELAP | TN002 |
| California | 2932 | New Mexico [1] | TN00003 |
| Colorado | TN00003 | New York | 11742 |
| Connecticut | PH-0197 | North Carolina | Env375 |
| Florida | E87487 | North Carolina [1] | DW21704 |
| Georgia | NELAP | North Carolina [3] | 41 |
| Georgia [1] | 923 | North Dakota | R-140 |
| Idaho | TN00003 | Ohio–VAP | CL0069 |
| Illinois | 200008 | Oklahoma | 9915 |
| Indiana | C-TN-01 | Oregon | TN200002 |
| Iowa | 364 | Pennsylvania | 68-02979 |
| Kansas | E-10277 | Rhode Island | LAO000356 |
| Kentucky [1 6] | KY90010 | South Carolina | 84004002 |
| Kentucky [2] | 16 | South Dakota | n/a |
| Louisiana | AI30792 | Tennessee [1 4] | 2006 |
| Louisiana | LA018 | Texas | T104704245-20-18 |
| Maine | TN00003 | Texas [5] | LAB0152 |
| Maryland | 324 | Utah | TN000032021-11 |
| Massachusetts | M-TN003 | Vermont | VT2006 |
| Michigan | 9958 | Virginia | 110033 |
| Minnesota | 047-999-395 | Washington | C847 |
| Mississippi | TN00003 | West Virginia | 233 |
| Missouri | 340 | Wisconsin | 998093910 |
| Montana | CERT0086 | Wyoming | A2LA |
| A2LA – ISO 17025 | 1461.01 | AIHA-LAP,LLC EMLAP | 100789 |
| A2LA – ISO 17025 [5] | 1461.02 | DOD | 1461.01 |
| Canada | 1461.01 | USDA | P330-15-00234 |
| EPA–Crypto | TN00003 | | |

[1] Drinking Water [2] Underground Storage Tanks [3] Aquatic Toxicity [4] Chemical/Microbiological [5] Mold [6] Wastewater n/a Accreditation not applicable

* Not all certifications held by the laboratory are applicable to the results reported in the attached report.

* Accreditation is only applicable to the test methods specified on each scope of accreditation held by Pace Analytical.

Company Name/Address:
**Kinder Morgan - Rocklin, CA-AZ Work**

**410 N.44th Street**
**Suite 1000**
**Phoenix. AZ 85008**

Billing Information:
**Accounts Payable- Alan Van Antwerp**
**9950 SAN DIEGO MISSION RD.**
**SAN DIEGO, CA 92108**

Pres Chk

Report to:
**Bob Forsberg**

Email To: **bob.forsberg@arcadis-us.com;sascha.arnold@arcadis.com**

Project Description:
**KMEP Silvercroft Wash**

City/State Collected: TUCSON, AZ

Please Circle: PT (MT) CT ET

Phone: **602-438-0883**

Client Project #
**30179444.01**

Lab Project #
**KINARCPAZ-SILVERCROF**

Collected by (print):
SA, MH

Site/Facility ID #
**SILVERCROFT WASH**

P.O. #
**WD1046679**

Collected by (signature):

Immediately Packed on Ice N ___ Y X

***Rush?*** (Lab MUST Be Notified)
___ Same Day ___ Five Day
___ Next Day ___ 5 Day (Rad Only)
___ Two Day ___ 10 Day (Rad Only)
___ Three Day

Quote #

Date Results Needed
STD TAT

Analysis / Container / Preservative

Chain of Custody Page 1 of 1

Pace
PEOPLE ADVANCING SCIENCE

**MT JULIET, TN**
12065 Lebanon Rd Mount Juliet, TN 37122
Submitting a sample via this chain of custody constitutes acknowledgment and acceptance of the Pace Terms and Conditions found at: https://info.pacelabs.com/hubfs/pas-standard-terms.pdf

SDG # L1711228

**C125**

Acctnum: **KINARCPAZ**
Template: **T190237**
Prelogin: **P1053889**
PM: **110 - Brian Ford**
PB:

Shipped Via:

| Sample ID | Comp/Grab | Matrix * | Depth | Date | Time | No of Cntrs | *NO2,NO3,SO4 125mlHDPE-NoPres | EEM RSK175 40mlAmb HCl | HOLD - NO2+NO3 250mlHDPE-H2SO4 | TDS 1L-HDPE NoPres | Total Fe 6010 250mlHDPE-HNO3 | VOCs+OXYs 8260 40mlAmb-HCl | Remarks | Sample # (lab only) |
|---|---|---|---|---|---|---|---|---|---|---|---|---|---|---|
| MW-2 | GRAB | GW | 156 | 3/1/24 | 9:05 | 9 | X | X | X | X | X | X | | -01 |
| MW-2-DUP | " | GW | 156 | 3/1/24 | 9:10 | 9 | X | X | X | X | X | X | | -02 |
| MW-25 | " | GW | 156 | 3/1/24 | 10:15 | 9 | X | X | X | X | X | X | | -03 |
| MW-18 | " | GW | 155 | 3/1/24 | 10:57 | 18 | X | X | X | X | X | X | RUN MS/MSD | -04 |
| MW-24 | " | GW | 155 | 3/1/24 | 12:12 | 9 | X | X | X | X | X | X | | -05 |
| | | GW | | | | | | | | | | | | |
| | | GW | | | | | | | | | | | | |
| | | GW | | | | | | | | | | | | |
| | | GW | | | | | | | | | | | | |
| TRIP BLANK | GRAB | GW | — | 3/1/24 | — | 2 | | | | | | X | | -06 |

* Matrix:
**SS** - Soil **AIR** - Air **F** - Filter
**GW** - Groundwater **B** - Bioassay
**WW** - WasteWater
**DW** - Drinking Water
**OT** - Other_____

**Remarks:*NO2,NO3 have a 48 hour holding time.**

pH _____ Temp _____

Flow _____ Other _____

Samples returned via:
__ UPS __ FedEx __ Courier _____

Tracking # SWA

Sample Receipt Checklist

| | | |
|---|---|---|
| COC Seal Present/Intact: | NP | Y N |
| COC Signed/Accurate: | | Y N |
| Bottles arrive intact: | | Y N |
| Correct bottles used: | | Y N |
| Sufficient volume sent: | | Y N |
| If Applicable | | |
| VOA Zero Headspace: | | Y N |
| Preservation Correct/Checked: | | Y N |
| RAD Screen <0.5 mR/hr: | | Y N |

| | Date: | Time: | | |
|---|---|---|---|---|
| Relinquished by : (Signature) | 3/1/24 | 1540 | Received by: (Signature) | Trip Blank Received: Yes / No HCL / MeoH TBR |
| Relinquished by : (Signature) | 3.1.24 | 1900 | Received by: (Signature) SWA | Temp: TLAT °C Bottles Received: 1.6H0 |
| Relinquished by : (Signature) | Date: | Time: | Received for lab by: (Signature) | Date: 3/2/24 Time: 1430 |

If p... PH-10BDH5021 TRC-2352352 CR6-20221V ...Login: Date/Time

Hold:

Condition: NCF / OK

PALPAZ

# ANALYTICAL REPORT

March 26, 2024



## Kinder Morgan - Rocklin, CA-AZ Work

| | |
|---|---|
| Sample Delivery Group: | L1712246 |
| Samples Received: | 03/06/2024 |
| Project Number: | 30207116 |
| Description: | KMEP Silvercroft Wash |
| Site: | SILVERCROFT WASH |
| Report To: | Bob Forsberg<br>410 N.44th Street<br>Suite 1000<br>Phoenix, AZ 85008 |

Entire Report Reviewed By:

Brian Ford

Project Manager

Results relate only to the items tested or calibrated and are reported as rounded values. This test report shall not be reproduced, except in full, without written approval of the laboratory. Where applicable, sampling conducted by Pace Analytical National is performed per guidance provided in laboratory standard operating procedures ENV-SOP-MTJL-0067 and ENV-SOP-MTJL-0068. Where sampling conducted by the customer, results relate to the accuracy of the information provided, and as the samples are received.

Pace Analytical National

12065 Lebanon Rd Mount Juliet, TN 37122 615-758-5858 800-767-5859 www.pacenational.com

# TABLE OF CONTENTS


Cp: Cover Page 1

Tc: Table of Contents 2

Ss: Sample Summary 3

Cn: Case Narrative 5

Sr: Sample Results 6

MW-19 L1712246-01 6

MW-17 L1712246-02 8

MW-17 DUP L1712246-03 10

MW-16 L1712246-04 12

MW-27 L1712246-05 14

MW-26 L1712246-06 16

EB-2 L1712246-07 18

TRIP BLANK L1712246-08 20

Qc: Quality Control Summary 22

Gravimetric Analysis by Method 2540 C-2011 22

Wet Chemistry by Method 9056A 24

Metals (ICP) by Method 6010D 28

Volatile Organic Compounds (GC) by Method RSK175 29

Volatile Organic Compounds (GC/MS) by Method 8260B 31

Is: Internal Standard Summary 37

Volatile Organic Compounds (GC/MS) by Method 8260B 37

Gl: Glossary of Terms 38

Al: Accreditations & Locations 39

Sc: Sample Chain of Custody 40

## MW-19 L1712246-01 GW

Collected by: MS/SXA | Collected date/time: 03/05/24 09:00 | Received date/time: 03/06/24 09:00

| Method | Batch | Dilution | Preparation date/time | Analysis date/time | Analyst | Location |
|---|---|---|---|---|---|---|
| Gravimetric Analysis by Method 2540 C-2011 | WG2243804 | 1 | 03/11/24 08:52 | 03/11/24 13:20 | ARD | Mt. Juliet, TN |
| Wet Chemistry by Method 9056A | WG2241098 | 1 | 03/07/24 06:43 | 03/07/24 06:43 | ASM | Mt. Juliet, TN |
| Metals (ICP) by Method 6010D | WG2242045 | 1 | 03/09/24 11:00 | 03/09/24 15:48 | DJS | Mt. Juliet, TN |
| Volatile Organic Compounds (GC) by Method RSK175 | WG2241504 | 1 | 03/09/24 12:11 | 03/09/24 12:11 | OK | Mt. Juliet, TN |
| Volatile Organic Compounds (GC/MS) by Method 8260B | WG2243282 | 1 | 03/09/24 15:56 | 03/09/24 15:56 | DYW | Mt. Juliet, TN |

## MW-17 L1712246-02 GW

Collected by: MS/SXA | Collected date/time: 03/05/24 09:45 | Received date/time: 03/06/24 09:00

| Method | Batch | Dilution | Preparation date/time | Analysis date/time | Analyst | Location |
|---|---|---|---|---|---|---|
| Gravimetric Analysis by Method 2540 C-2011 | WG2243802 | 1 | 03/10/24 22:49 | 03/11/24 13:56 | ARD | Mt. Juliet, TN |
| Wet Chemistry by Method 9056A | WG2241098 | 1 | 03/07/24 07:39 | 03/07/24 07:39 | ASM | Mt. Juliet, TN |
| Metals (ICP) by Method 6010D | WG2242045 | 1 | 03/09/24 11:00 | 03/09/24 16:20 | DJS | Mt. Juliet, TN |
| Volatile Organic Compounds (GC) by Method RSK175 | WG2241504 | 1 | 03/09/24 12:14 | 03/09/24 12:14 | OK | Mt. Juliet, TN |
| Volatile Organic Compounds (GC/MS) by Method 8260B | WG2243282 | 1 | 03/09/24 16:17 | 03/09/24 16:17 | DYW | Mt. Juliet, TN |

## MW-17 DUP L1712246-03 GW

Collected by: MS/SXA | Collected date/time: 03/05/24 09:55 | Received date/time: 03/06/24 09:00

| Method | Batch | Dilution | Preparation date/time | Analysis date/time | Analyst | Location |
|---|---|---|---|---|---|---|
| Gravimetric Analysis by Method 2540 C-2011 | WG2243802 | 1 | 03/10/24 22:49 | 03/11/24 13:56 | ARD | Mt. Juliet, TN |
| Wet Chemistry by Method 9056A | WG2241098 | 1 | 03/07/24 08:13 | 03/07/24 08:13 | ASM | Mt. Juliet, TN |
| Metals (ICP) by Method 6010D | WG2242045 | 1 | 03/09/24 11:00 | 03/09/24 16:25 | DJS | Mt. Juliet, TN |
| Volatile Organic Compounds (GC) by Method RSK175 | WG2241504 | 1 | 03/09/24 12:17 | 03/09/24 12:17 | OK | Mt. Juliet, TN |
| Volatile Organic Compounds (GC/MS) by Method 8260B | WG2243282 | 1 | 03/09/24 16:37 | 03/09/24 16:37 | DYW | Mt. Juliet, TN |

## MW-16 L1712246-04 GW

Collected by: MS/SXA | Collected date/time: 03/05/24 11:05 | Received date/time: 03/06/24 09:00

| Method | Batch | Dilution | Preparation date/time | Analysis date/time | Analyst | Location |
|---|---|---|---|---|---|---|
| Gravimetric Analysis by Method 2540 C-2011 | WG2243804 | 1 | 03/11/24 08:52 | 03/11/24 13:20 | ARD | Mt. Juliet, TN |
| Wet Chemistry by Method 9056A | WG2241106 | 1 | 03/06/24 19:37 | 03/06/24 19:37 | ASM | Mt. Juliet, TN |
| Metals (ICP) by Method 6010D | WG2242045 | 1 | 03/09/24 11:00 | 03/09/24 16:26 | DJS | Mt. Juliet, TN |
| Volatile Organic Compounds (GC) by Method RSK175 | WG2241504 | 1 | 03/09/24 12:20 | 03/09/24 12:20 | OK | Mt. Juliet, TN |
| Volatile Organic Compounds (GC/MS) by Method 8260B | WG2243282 | 1 | 03/09/24 16:58 | 03/09/24 16:58 | DYW | Mt. Juliet, TN |

## MW-27 L1712246-05 GW

Collected by: MS/SXA | Collected date/time: 03/05/24 12:01 | Received date/time: 03/06/24 09:00

| Method | Batch | Dilution | Preparation date/time | Analysis date/time | Analyst | Location |
|---|---|---|---|---|---|---|
| Gravimetric Analysis by Method 2540 C-2011 | WG2243804 | 1 | 03/11/24 08:52 | 03/11/24 13:20 | ARD | Mt. Juliet, TN |
| Wet Chemistry by Method 9056A | WG2241106 | 1 | 03/06/24 20:27 | 03/06/24 20:27 | ASM | Mt. Juliet, TN |
| Metals (ICP) by Method 6010D | WG2242045 | 1 | 03/09/24 11:00 | 03/09/24 16:28 | DJS | Mt. Juliet, TN |
| Volatile Organic Compounds (GC) by Method RSK175 | WG2241504 | 1 | 03/09/24 12:23 | 03/09/24 12:23 | OK | Mt. Juliet, TN |
| Volatile Organic Compounds (GC/MS) by Method 8260B | WG2243282 | 1 | 03/09/24 17:18 | 03/09/24 17:18 | DYW | Mt. Juliet, TN |

## MW-26 L1712246-06 GW

Collected by: MS/SXA | Collected date/time: 03/05/24 13:45 | Received date/time: 03/06/24 09:00

| Method | Batch | Dilution | Preparation date/time | Analysis date/time | Analyst | Location |
|---|---|---|---|---|---|---|
| Gravimetric Analysis by Method 2540 C-2011 | WG2243804 | 1 | 03/11/24 08:52 | 03/11/24 13:20 | ARD | Mt. Juliet, TN |
| Wet Chemistry by Method 9056A | WG2241106 | 1 | 03/06/24 20:52 | 03/06/24 20:52 | ASM | Mt. Juliet, TN |
| Metals (ICP) by Method 6010D | WG2242045 | 1 | 03/09/24 11:00 | 03/09/24 16:30 | DJS | Mt. Juliet, TN |
| Volatile Organic Compounds (GC) by Method RSK175 | WG2241504 | 1 | 03/09/24 12:33 | 03/09/24 12:33 | OK | Mt. Juliet, TN |
| Volatile Organic Compounds (GC/MS) by Method 8260B | WG2243282 | 5 | 03/09/24 21:25 | 03/09/24 21:25 | DYW | Mt. Juliet, TN |

## EB-2 L1712246-07 GW

Collected by: MS/SXA | Collected date/time: 03/05/24 09:15 | Received date/time: 03/06/24 09:00

| Method | Batch | Dilution | Preparation date/time | Analysis date/time | Analyst | Location |
|---|---|---|---|---|---|---|
| Volatile Organic Compounds (GC/MS) by Method 8260B | WG2243282 | 1 | 03/09/24 14:54 | 03/09/24 14:54 | DYW | Mt. Juliet, TN |

## TRIP BLANK L1712246-08 GW

Collected by: MS/SXA | Collected date/time: 03/05/24 00:00 | Received date/time: 03/06/24 09:00

| Method | Batch | Dilution | Preparation date/time | Analysis date/time | Analyst | Location |
|---|---|---|---|---|---|---|
| Volatile Organic Compounds (GC/MS) by Method 8260B | WG2243282 | 1 | 03/09/24 15:15 | 03/09/24 15:15 | DYW | Mt. Juliet, TN |

# CASE NARRATIVE

All sample aliquots were received at the correct temperature, in the proper containers, with the appropriate preservatives, and within method specified holding times, unless qualified or notated within the report. Where applicable, all MDL (LOD) and RDL (LOQ) values reported for environmental samples have been corrected for the dilution factor used in the analysis. All Method and Batch Quality Control are within established criteria except where addressed in this case narrative, a non-conformance form or properly qualified within the sample results. By my digital signature below, I affirm to the best of my knowledge, all problems/anomalies observed by the laboratory as having the potential to affect the quality of the data have been identified by the laboratory, and no information or data have been knowingly withheld that would affect the quality of the data.

Brian Ford
Project Manager

## Gravimetric Analysis by Method 2540 C-2011

| Analyte | Result mg/l | Qualifier | RDL mg/l | Dilution | Analysis date / time | Batch |
|---|---|---|---|---|---|---|
| Dissolved Solids | 596 | | 10.0 | 1 | 03/11/2024 13:20 | WG2243804 |

## Wet Chemistry by Method 9056A

| Analyte | Result mg/l | Qualifier | RDL mg/l | Dilution | Analysis date / time | Batch |
|---|---|---|---|---|---|---|
| Nitrate | ND | M1 | 0.100 | 1 | 03/07/2024 06:43 | WG2241098 |
| Nitrite | 0.338 | | 0.100 | 1 | 03/07/2024 06:43 | WG2241098 |
| Sulfate | 172 | M3 | 5.00 | 1 | 03/07/2024 06:43 | WG2241098 |

## Metals (ICP) by Method 6010D

| Analyte | Result mg/l | Qualifier | RDL mg/l | Dilution | Analysis date / time | Batch |
|---|---|---|---|---|---|---|
| Iron | 0.112 | B1 | 0.100 | 1 | 03/09/2024 15:48 | WG2242045 |

## Volatile Organic Compounds (GC) by Method RSK175

| Analyte | Result mg/l | Qualifier | RDL mg/l | Dilution | Analysis date / time | Batch |
|---|---|---|---|---|---|---|
| Methane | 0.0170 | | 0.0100 | 1 | 03/09/2024 12:11 | WG2241504 |
| Ethane | ND | | 0.0130 | 1 | 03/09/2024 12:11 | WG2241504 |
| Ethene | ND | | 0.0130 | 1 | 03/09/2024 12:11 | WG2241504 |

## Volatile Organic Compounds (GC/MS) by Method 8260B

| Analyte | Result mg/l | Qualifier | RDL mg/l | Dilution | Analysis date / time | Batch |
|---|---|---|---|---|---|---|
| Acetone | ND | R5 | 0.0500 | 1 | 03/09/2024 15:56 | WG2243282 |
| Acrylonitrile | ND | R5 | 0.0100 | 1 | 03/09/2024 15:56 | WG2243282 |
| Benzene | ND | R5 | 0.00100 | 1 | 03/09/2024 15:56 | WG2243282 |
| Bromobenzene | ND | R5 | 0.00100 | 1 | 03/09/2024 15:56 | WG2243282 |
| Bromochloromethane | ND | | 0.00100 | 1 | 03/09/2024 15:56 | WG2243282 |
| Bromodichloromethane | ND | | 0.00100 | 1 | 03/09/2024 15:56 | WG2243282 |
| Bromoform | ND | | 0.00100 | 1 | 03/09/2024 15:56 | WG2243282 |
| Bromomethane | ND | | 0.00500 | 1 | 03/09/2024 15:56 | WG2243282 |
| n-Butylbenzene | ND | | 0.00100 | 1 | 03/09/2024 15:56 | WG2243282 |
| sec-Butylbenzene | ND | R5 | 0.00100 | 1 | 03/09/2024 15:56 | WG2243282 |
| tert-Butylbenzene | ND | R5 | 0.00100 | 1 | 03/09/2024 15:56 | WG2243282 |
| Carbon tetrachloride | ND | R5 | 0.00100 | 1 | 03/09/2024 15:56 | WG2243282 |
| Carbon disulfide | ND | R5 | 0.00100 | 1 | 03/09/2024 15:56 | WG2243282 |
| Chlorobenzene | ND | R5 | 0.00100 | 1 | 03/09/2024 15:56 | WG2243282 |
| Chlorodibromomethane | ND | | 0.00100 | 1 | 03/09/2024 15:56 | WG2243282 |
| Chloroethane | ND | R5 | 0.00500 | 1 | 03/09/2024 15:56 | WG2243282 |
| Chloroform | ND | R5 | 0.00500 | 1 | 03/09/2024 15:56 | WG2243282 |
| Chloromethane | ND | R5 | 0.00250 | 1 | 03/09/2024 15:56 | WG2243282 |
| 1,2-Dibromo-3-Chloropropane | ND | | 0.00500 | 1 | 03/09/2024 15:56 | WG2243282 |
| 1,2-Dibromoethane | ND | | 0.00100 | 1 | 03/09/2024 15:56 | WG2243282 |
| Dibromomethane | ND | | 0.00100 | 1 | 03/09/2024 15:56 | WG2243282 |
| 1,2-Dichlorobenzene | ND | | 0.00100 | 1 | 03/09/2024 15:56 | WG2243282 |
| 1,3-Dichlorobenzene | ND | | 0.00100 | 1 | 03/09/2024 15:56 | WG2243282 |
| 1,4-Dichlorobenzene | ND | | 0.00100 | 1 | 03/09/2024 15:56 | WG2243282 |
| trans-1,4-Dichloro-2-butene | ND | | 0.00250 | 1 | 03/09/2024 15:56 | WG2243282 |
| Dichlorodifluoromethane | ND | R5 | 0.00500 | 1 | 03/09/2024 15:56 | WG2243282 |
| 1,1-Dichloroethane | ND | R5 | 0.00100 | 1 | 03/09/2024 15:56 | WG2243282 |
| 1,2-Dichloroethane | ND | | 0.00100 | 1 | 03/09/2024 15:56 | WG2243282 |
| 1,1-Dichloroethene | ND | R5 | 0.00100 | 1 | 03/09/2024 15:56 | WG2243282 |
| cis-1,2-Dichloroethene | ND | R5 | 0.00100 | 1 | 03/09/2024 15:56 | WG2243282 |

## Volatile Organic Compounds (GC/MS) by Method 8260B

| Analyte | Result mg/l | Qualifier | RDL mg/l | Dilution | Analysis date / time | Batch |
|---|---|---|---|---|---|---|
| trans-1,2-Dichloroethene | ND | R5 | 0.00100 | 1 | 03/09/2024 15:56 | WG2243282 |
| 1,2-Dichloropropane | ND | | 0.00100 | 1 | 03/09/2024 15:56 | WG2243282 |
| cis-1,3-Dichloropropene | ND | | 0.00100 | 1 | 03/09/2024 15:56 | WG2243282 |
| trans-1,3-Dichloropropene | ND | | 0.00100 | 1 | 03/09/2024 15:56 | WG2243282 |
| Ethylbenzene | ND | R5 | 0.00100 | 1 | 03/09/2024 15:56 | WG2243282 |
| Hexachloro-1,3-butadiene | ND | | 0.00100 | 1 | 03/09/2024 15:56 | WG2243282 |
| 2-Hexanone | ND | R5 | 0.0100 | 1 | 03/09/2024 15:56 | WG2243282 |
| 2-Butanone (MEK) | ND | R5 | 0.0100 | 1 | 03/09/2024 15:56 | WG2243282 |
| Iodomethane | ND | R5 | 0.0100 | 1 | 03/09/2024 15:56 | WG2243282 |
| Methylene Chloride | ND | | 0.00500 | 1 | 03/09/2024 15:56 | WG2243282 |
| 4-Methyl-2-pentanone (MIBK) | ND | R5 | 0.0100 | 1 | 03/09/2024 15:56 | WG2243282 |
| Naphthalene | ND | R5 | 0.00500 | 1 | 03/09/2024 15:56 | WG2243282 |
| n-Propylbenzene | ND | R5 | 0.00100 | 1 | 03/09/2024 15:56 | WG2243282 |
| Styrene | ND | | 0.00100 | 1 | 03/09/2024 15:56 | WG2243282 |
| 1,1,1,2-Tetrachloroethane | ND | | 0.00100 | 1 | 03/09/2024 15:56 | WG2243282 |
| 1,1,2,2-Tetrachloroethane | ND | | 0.00100 | 1 | 03/09/2024 15:56 | WG2243282 |
| 1,1,2-Trichlorotrifluoroethane | ND | R5 | 0.00100 | 1 | 03/09/2024 15:56 | WG2243282 |
| Tetrachloroethene | ND | R5 | 0.00100 | 1 | 03/09/2024 15:56 | WG2243282 |
| Toluene | ND | R5 | 0.00100 | 1 | 03/09/2024 15:56 | WG2243282 |
| 1,2,4-Trichlorobenzene | ND | R5 | 0.00100 | 1 | 03/09/2024 15:56 | WG2243282 |
| 1,1,1-Trichloroethane | ND | R5 | 0.00100 | 1 | 03/09/2024 15:56 | WG2243282 |
| 1,1,2-Trichloroethane | ND | | 0.00100 | 1 | 03/09/2024 15:56 | WG2243282 |
| Trichloroethene | ND | R5 | 0.00100 | 1 | 03/09/2024 15:56 | WG2243282 |
| Trichlorofluoromethane | ND | R5 | 0.00500 | 1 | 03/09/2024 15:56 | WG2243282 |
| 1,2,3-Trichloropropane | ND | | 0.00250 | 1 | 03/09/2024 15:56 | WG2243282 |
| 1,2,4-Trimethylbenzene | ND | R5 | 0.00100 | 1 | 03/09/2024 15:56 | WG2243282 |
| 1,3,5-Trimethylbenzene | ND | R5 | 0.00100 | 1 | 03/09/2024 15:56 | WG2243282 |
| Vinyl acetate | ND | | 0.0100 | 1 | 03/09/2024 15:56 | WG2243282 |
| Vinyl chloride | ND | R5 | 0.00100 | 1 | 03/09/2024 15:56 | WG2243282 |
| Xylenes, Total | ND | R5 | 0.00300 | 1 | 03/09/2024 15:56 | WG2243282 |
| Di-isopropyl ether | ND | | 0.00100 | 1 | 03/09/2024 15:56 | WG2243282 |
| Ethanol | ND | R5 | 0.100 | 1 | 03/09/2024 15:56 | WG2243282 |
| Ethyl tert-butyl ether | ND | | 0.00100 | 1 | 03/09/2024 15:56 | WG2243282 |
| Methyl tert-butyl ether | 0.00206 | | 0.00100 | 1 | 03/09/2024 15:56 | WG2243282 |
| tert-Butyl alcohol | 0.00740 | R5 | 0.00500 | 1 | 03/09/2024 15:56 | WG2243282 |
| tert-Amyl Methyl Ether | ND | | 0.00100 | 1 | 03/09/2024 15:56 | WG2243282 |
| *(S) Toluene-d8* | *96.9* | | *80.0-120* | | *03/09/2024 15:56* | WG2243282 |
| *(S) 4-Bromofluorobenzene* | *90.3* | | *77.0-126* | | *03/09/2024 15:56* | WG2243282 |
| *(S) 1,2-Dichloroethane-d4* | *108* | | *70.0-130* | | *03/09/2024 15:56* | WG2243282 |

1 Cp
2 Tc
3 Ss
4 Cn
5 Sr
6 Qc
7 Is
8 Gl
9 Al
10 Sc

## Gravimetric Analysis by Method 2540 C-2011

| Analyte | Result mg/l | Qualifier | RDL mg/l | Dilution | Analysis date / time | Batch |
|---|---|---|---|---|---|---|
| Dissolved Solids | 461 | L2 | 10.0 | 1 | 03/11/2024 13:56 | WG2243802 |

## Wet Chemistry by Method 9056A

| Analyte | Result mg/l | Qualifier | RDL mg/l | Dilution | Analysis date / time | Batch |
|---|---|---|---|---|---|---|
| Nitrate | 3.67 | | 0.100 | 1 | 03/07/2024 07:39 | WG2241098 |
| Nitrite | ND | | 0.100 | 1 | 03/07/2024 07:39 | WG2241098 |
| Sulfate | 113 | | 5.00 | 1 | 03/07/2024 07:39 | WG2241098 |

## Metals (ICP) by Method 6010D

| Analyte | Result mg/l | Qualifier | RDL mg/l | Dilution | Analysis date / time | Batch |
|---|---|---|---|---|---|---|
| Iron | 0.208 | B1 | 0.100 | 1 | 03/09/2024 16:20 | WG2242045 |

## Volatile Organic Compounds (GC) by Method RSK175

| Analyte | Result mg/l | Qualifier | RDL mg/l | Dilution | Analysis date / time | Batch |
|---|---|---|---|---|---|---|
| Methane | ND | | 0.0100 | 1 | 03/09/2024 12:14 | WG2241504 |
| Ethane | ND | | 0.0130 | 1 | 03/09/2024 12:14 | WG2241504 |
| Ethene | ND | | 0.0130 | 1 | 03/09/2024 12:14 | WG2241504 |

## Volatile Organic Compounds (GC/MS) by Method 8260B

| Analyte | Result mg/l | Qualifier | RDL mg/l | Dilution | Analysis date / time | Batch |
|---|---|---|---|---|---|---|
| Acetone | ND | | 0.0500 | 1 | 03/09/2024 16:17 | WG2243282 |
| Acrylonitrile | ND | R5 | 0.0100 | 1 | 03/09/2024 16:17 | WG2243282 |
| Benzene | ND | | 0.00100 | 1 | 03/09/2024 16:17 | WG2243282 |
| Bromobenzene | ND | | 0.00100 | 1 | 03/09/2024 16:17 | WG2243282 |
| Bromochloromethane | ND | | 0.00100 | 1 | 03/09/2024 16:17 | WG2243282 |
| Bromodichloromethane | ND | | 0.00100 | 1 | 03/09/2024 16:17 | WG2243282 |
| Bromoform | ND | | 0.00100 | 1 | 03/09/2024 16:17 | WG2243282 |
| Bromomethane | ND | | 0.00500 | 1 | 03/09/2024 16:17 | WG2243282 |
| n-Butylbenzene | ND | | 0.00100 | 1 | 03/09/2024 16:17 | WG2243282 |
| sec-Butylbenzene | ND | | 0.00100 | 1 | 03/09/2024 16:17 | WG2243282 |
| tert-Butylbenzene | ND | | 0.00100 | 1 | 03/09/2024 16:17 | WG2243282 |
| Carbon tetrachloride | ND | | 0.00100 | 1 | 03/09/2024 16:17 | WG2243282 |
| Carbon disulfide | ND | | 0.00100 | 1 | 03/09/2024 16:17 | WG2243282 |
| Chlorobenzene | ND | | 0.00100 | 1 | 03/09/2024 16:17 | WG2243282 |
| Chlorodibromomethane | ND | | 0.00100 | 1 | 03/09/2024 16:17 | WG2243282 |
| Chloroethane | ND | | 0.00500 | 1 | 03/09/2024 16:17 | WG2243282 |
| Chloroform | ND | | 0.00500 | 1 | 03/09/2024 16:17 | WG2243282 |
| Chloromethane | ND | | 0.00250 | 1 | 03/09/2024 16:17 | WG2243282 |
| 1,2-Dibromo-3-Chloropropane | ND | R7 | 0.00500 | 1 | 03/09/2024 16:17 | WG2243282 |
| 1,2-Dibromoethane | ND | | 0.00100 | 1 | 03/09/2024 16:17 | WG2243282 |
| Dibromomethane | ND | | 0.00100 | 1 | 03/09/2024 16:17 | WG2243282 |
| 1,2-Dichlorobenzene | ND | | 0.00100 | 1 | 03/09/2024 16:17 | WG2243282 |
| 1,3-Dichlorobenzene | ND | | 0.00100 | 1 | 03/09/2024 16:17 | WG2243282 |
| 1,4-Dichlorobenzene | ND | | 0.00100 | 1 | 03/09/2024 16:17 | WG2243282 |
| trans-1,4-Dichloro-2-butene | ND | | 0.00250 | 1 | 03/09/2024 16:17 | WG2243282 |
| Dichlorodifluoromethane | ND | | 0.00500 | 1 | 03/09/2024 16:17 | WG2243282 |
| 1,1-Dichloroethane | ND | | 0.00100 | 1 | 03/09/2024 16:17 | WG2243282 |
| 1,2-Dichloroethane | ND | | 0.00100 | 1 | 03/09/2024 16:17 | WG2243282 |
| 1,1-Dichloroethene | ND | | 0.00100 | 1 | 03/09/2024 16:17 | WG2243282 |
| cis-1,2-Dichloroethene | ND | | 0.00100 | 1 | 03/09/2024 16:17 | WG2243282 |

## Volatile Organic Compounds (GC/MS) by Method 8260B

| Analyte | Result mg/l | Qualifier | RDL mg/l | Dilution | Analysis date / time | Batch |
|---|---|---|---|---|---|---|
| trans-1,2-Dichloroethene | ND | | 0.00100 | 1 | 03/09/2024 16:17 | WG2243282 |
| 1,2-Dichloropropane | ND | | 0.00100 | 1 | 03/09/2024 16:17 | WG2243282 |
| cis-1,3-Dichloropropene | ND | | 0.00100 | 1 | 03/09/2024 16:17 | WG2243282 |
| trans-1,3-Dichloropropene | ND | | 0.00100 | 1 | 03/09/2024 16:17 | WG2243282 |
| Ethylbenzene | ND | | 0.00100 | 1 | 03/09/2024 16:17 | WG2243282 |
| Hexachloro-1,3-butadiene | ND | | 0.00100 | 1 | 03/09/2024 16:17 | WG2243282 |
| 2-Hexanone | ND | R5 | 0.0100 | 1 | 03/09/2024 16:17 | WG2243282 |
| 2-Butanone (MEK) | ND | | 0.0100 | 1 | 03/09/2024 16:17 | WG2243282 |
| Iodomethane | ND | | 0.0100 | 1 | 03/09/2024 16:17 | WG2243282 |
| Methylene Chloride | ND | | 0.00500 | 1 | 03/09/2024 16:17 | WG2243282 |
| 4-Methyl-2-pentanone (MIBK) | ND | | 0.0100 | 1 | 03/09/2024 16:17 | WG2243282 |
| Naphthalene | ND | | 0.00500 | 1 | 03/09/2024 16:17 | WG2243282 |
| n-Propylbenzene | ND | | 0.00100 | 1 | 03/09/2024 16:17 | WG2243282 |
| Styrene | ND | | 0.00100 | 1 | 03/09/2024 16:17 | WG2243282 |
| 1,1,1,2-Tetrachloroethane | ND | | 0.00100 | 1 | 03/09/2024 16:17 | WG2243282 |
| 1,1,2,2-Tetrachloroethane | ND | | 0.00100 | 1 | 03/09/2024 16:17 | WG2243282 |
| 1,1,2-Trichlorotrifluoroethane | ND | | 0.00100 | 1 | 03/09/2024 16:17 | WG2243282 |
| Tetrachloroethene | ND | | 0.00100 | 1 | 03/09/2024 16:17 | WG2243282 |
| Toluene | ND | | 0.00100 | 1 | 03/09/2024 16:17 | WG2243282 |
| 1,2,4-Trichlorobenzene | ND | | 0.00100 | 1 | 03/09/2024 16:17 | WG2243282 |
| 1,1,1-Trichloroethane | ND | | 0.00100 | 1 | 03/09/2024 16:17 | WG2243282 |
| 1,1,2-Trichloroethane | ND | | 0.00100 | 1 | 03/09/2024 16:17 | WG2243282 |
| Trichloroethene | ND | | 0.00100 | 1 | 03/09/2024 16:17 | WG2243282 |
| Trichlorofluoromethane | ND | | 0.00500 | 1 | 03/09/2024 16:17 | WG2243282 |
| 1,2,3-Trichloropropane | ND | | 0.00250 | 1 | 03/09/2024 16:17 | WG2243282 |
| 1,2,4-Trimethylbenzene | ND | | 0.00100 | 1 | 03/09/2024 16:17 | WG2243282 |
| 1,3,5-Trimethylbenzene | ND | | 0.00100 | 1 | 03/09/2024 16:17 | WG2243282 |
| Vinyl acetate | ND | | 0.0100 | 1 | 03/09/2024 16:17 | WG2243282 |
| Vinyl chloride | ND | | 0.00100 | 1 | 03/09/2024 16:17 | WG2243282 |
| Xylenes, Total | ND | | 0.00300 | 1 | 03/09/2024 16:17 | WG2243282 |
| Di-isopropyl ether | ND | | 0.00100 | 1 | 03/09/2024 16:17 | WG2243282 |
| Ethanol | ND | | 0.100 | 1 | 03/09/2024 16:17 | WG2243282 |
| Ethyl tert-butyl ether | ND | | 0.00100 | 1 | 03/09/2024 16:17 | WG2243282 |
| Methyl tert-butyl ether | ND | | 0.00100 | 1 | 03/09/2024 16:17 | WG2243282 |
| tert-Butyl alcohol | ND | | 0.00500 | 1 | 03/09/2024 16:17 | WG2243282 |
| tert-Amyl Methyl Ether | ND | | 0.00100 | 1 | 03/09/2024 16:17 | WG2243282 |
| *(S) Toluene-d8* | *98.4* | | *80.0-120* | | *03/09/2024 16:17* | WG2243282 |
| *(S) 4-Bromofluorobenzene* | *93.1* | | *77.0-126* | | *03/09/2024 16:17* | WG2243282 |
| *(S) 1,2-Dichloroethane-d4* | *110* | | *70.0-130* | | *03/09/2024 16:17* | WG2243282 |

## Gravimetric Analysis by Method 2540 C-2011

| Analyte | Result mg/l | Qualifier | RDL mg/l | Dilution | Analysis date / time | Batch |
|---|---|---|---|---|---|---|
| Dissolved Solids | 467 | L2 | 10.0 | 1 | 03/11/2024 13:56 | WG2243802 |

## Wet Chemistry by Method 9056A

| Analyte | Result mg/l | Qualifier | RDL mg/l | Dilution | Analysis date / time | Batch |
|---|---|---|---|---|---|---|
| Nitrate | 3.65 | | 0.100 | 1 | 03/07/2024 08:13 | WG2241098 |
| Nitrite | ND | | 0.100 | 1 | 03/07/2024 08:13 | WG2241098 |
| Sulfate | 113 | | 5.00 | 1 | 03/07/2024 08:13 | WG2241098 |

## Metals (ICP) by Method 6010D

| Analyte | Result mg/l | Qualifier | RDL mg/l | Dilution | Analysis date / time | Batch |
|---|---|---|---|---|---|---|
| Iron | 0.184 | B1 | 0.100 | 1 | 03/09/2024 16:25 | WG2242045 |

## Volatile Organic Compounds (GC) by Method RSK175

| Analyte | Result mg/l | Qualifier | RDL mg/l | Dilution | Analysis date / time | Batch |
|---|---|---|---|---|---|---|
| Methane | ND | | 0.0100 | 1 | 03/09/2024 12:17 | WG2241504 |
| Ethane | ND | | 0.0130 | 1 | 03/09/2024 12:17 | WG2241504 |
| Ethene | ND | | 0.0130 | 1 | 03/09/2024 12:17 | WG2241504 |

## Volatile Organic Compounds (GC/MS) by Method 8260B

| Analyte | Result mg/l | Qualifier | RDL mg/l | Dilution | Analysis date / time | Batch |
|---|---|---|---|---|---|---|
| Acetone | ND | | 0.0500 | 1 | 03/09/2024 16:37 | WG2243282 |
| Acrylonitrile | ND | R5 | 0.0100 | 1 | 03/09/2024 16:37 | WG2243282 |
| Benzene | ND | | 0.00100 | 1 | 03/09/2024 16:37 | WG2243282 |
| Bromobenzene | ND | | 0.00100 | 1 | 03/09/2024 16:37 | WG2243282 |
| Bromochloromethane | ND | | 0.00100 | 1 | 03/09/2024 16:37 | WG2243282 |
| Bromodichloromethane | ND | | 0.00100 | 1 | 03/09/2024 16:37 | WG2243282 |
| Bromoform | ND | | 0.00100 | 1 | 03/09/2024 16:37 | WG2243282 |
| Bromomethane | ND | | 0.00500 | 1 | 03/09/2024 16:37 | WG2243282 |
| n-Butylbenzene | ND | | 0.00100 | 1 | 03/09/2024 16:37 | WG2243282 |
| sec-Butylbenzene | ND | | 0.00100 | 1 | 03/09/2024 16:37 | WG2243282 |
| tert-Butylbenzene | ND | | 0.00100 | 1 | 03/09/2024 16:37 | WG2243282 |
| Carbon tetrachloride | ND | | 0.00100 | 1 | 03/09/2024 16:37 | WG2243282 |
| Carbon disulfide | ND | | 0.00100 | 1 | 03/09/2024 16:37 | WG2243282 |
| Chlorobenzene | ND | | 0.00100 | 1 | 03/09/2024 16:37 | WG2243282 |
| Chlorodibromomethane | ND | | 0.00100 | 1 | 03/09/2024 16:37 | WG2243282 |
| Chloroethane | ND | | 0.00500 | 1 | 03/09/2024 16:37 | WG2243282 |
| Chloroform | ND | | 0.00500 | 1 | 03/09/2024 16:37 | WG2243282 |
| Chloromethane | ND | | 0.00250 | 1 | 03/09/2024 16:37 | WG2243282 |
| 1,2-Dibromo-3-Chloropropane | ND | R7 | 0.00500 | 1 | 03/09/2024 16:37 | WG2243282 |
| 1,2-Dibromoethane | ND | | 0.00100 | 1 | 03/09/2024 16:37 | WG2243282 |
| Dibromomethane | ND | | 0.00100 | 1 | 03/09/2024 16:37 | WG2243282 |
| 1,2-Dichlorobenzene | ND | | 0.00100 | 1 | 03/09/2024 16:37 | WG2243282 |
| 1,3-Dichlorobenzene | ND | | 0.00100 | 1 | 03/09/2024 16:37 | WG2243282 |
| 1,4-Dichlorobenzene | ND | | 0.00100 | 1 | 03/09/2024 16:37 | WG2243282 |
| trans-1,4-Dichloro-2-butene | ND | | 0.00250 | 1 | 03/09/2024 16:37 | WG2243282 |
| Dichlorodifluoromethane | ND | | 0.00500 | 1 | 03/09/2024 16:37 | WG2243282 |
| 1,1-Dichloroethane | ND | | 0.00100 | 1 | 03/09/2024 16:37 | WG2243282 |
| 1,2-Dichloroethane | ND | | 0.00100 | 1 | 03/09/2024 16:37 | WG2243282 |
| 1,1-Dichloroethene | ND | | 0.00100 | 1 | 03/09/2024 16:37 | WG2243282 |
| cis-1,2-Dichloroethene | ND | | 0.00100 | 1 | 03/09/2024 16:37 | WG2243282 |

## Volatile Organic Compounds (GC/MS) by Method 8260B

| Analyte | Result mg/l | Qualifier | RDL mg/l | Dilution | Analysis date / time | Batch |
|---|---|---|---|---|---|---|
| trans-1,2-Dichloroethene | ND | | 0.00100 | 1 | 03/09/2024 16:37 | WG2243282 |
| 1,2-Dichloropropane | ND | | 0.00100 | 1 | 03/09/2024 16:37 | WG2243282 |
| cis-1,3-Dichloropropene | ND | | 0.00100 | 1 | 03/09/2024 16:37 | WG2243282 |
| trans-1,3-Dichloropropene | ND | | 0.00100 | 1 | 03/09/2024 16:37 | WG2243282 |
| Ethylbenzene | ND | | 0.00100 | 1 | 03/09/2024 16:37 | WG2243282 |
| Hexachloro-1,3-butadiene | ND | | 0.00100 | 1 | 03/09/2024 16:37 | WG2243282 |
| 2-Hexanone | ND | R5 | 0.0100 | 1 | 03/09/2024 16:37 | WG2243282 |
| 2-Butanone (MEK) | ND | | 0.0100 | 1 | 03/09/2024 16:37 | WG2243282 |
| Iodomethane | ND | | 0.0100 | 1 | 03/09/2024 16:37 | WG2243282 |
| Methylene Chloride | ND | | 0.00500 | 1 | 03/09/2024 16:37 | WG2243282 |
| 4-Methyl-2-pentanone (MIBK) | ND | | 0.0100 | 1 | 03/09/2024 16:37 | WG2243282 |
| Naphthalene | ND | | 0.00500 | 1 | 03/09/2024 16:37 | WG2243282 |
| n-Propylbenzene | ND | | 0.00100 | 1 | 03/09/2024 16:37 | WG2243282 |
| Styrene | ND | | 0.00100 | 1 | 03/09/2024 16:37 | WG2243282 |
| 1,1,1,2-Tetrachloroethane | ND | | 0.00100 | 1 | 03/09/2024 16:37 | WG2243282 |
| 1,1,2,2-Tetrachloroethane | ND | | 0.00100 | 1 | 03/09/2024 16:37 | WG2243282 |
| 1,1,2-Trichlorotrifluoroethane | ND | | 0.00100 | 1 | 03/09/2024 16:37 | WG2243282 |
| Tetrachloroethene | ND | | 0.00100 | 1 | 03/09/2024 16:37 | WG2243282 |
| Toluene | ND | | 0.00100 | 1 | 03/09/2024 16:37 | WG2243282 |
| 1,2,4-Trichlorobenzene | ND | | 0.00100 | 1 | 03/09/2024 16:37 | WG2243282 |
| 1,1,1-Trichloroethane | ND | | 0.00100 | 1 | 03/09/2024 16:37 | WG2243282 |
| 1,1,2-Trichloroethane | ND | | 0.00100 | 1 | 03/09/2024 16:37 | WG2243282 |
| Trichloroethene | ND | | 0.00100 | 1 | 03/09/2024 16:37 | WG2243282 |
| Trichlorofluoromethane | ND | | 0.00500 | 1 | 03/09/2024 16:37 | WG2243282 |
| 1,2,3-Trichloropropane | ND | | 0.00250 | 1 | 03/09/2024 16:37 | WG2243282 |
| 1,2,4-Trimethylbenzene | ND | | 0.00100 | 1 | 03/09/2024 16:37 | WG2243282 |
| 1,3,5-Trimethylbenzene | ND | | 0.00100 | 1 | 03/09/2024 16:37 | WG2243282 |
| Vinyl acetate | ND | | 0.0100 | 1 | 03/09/2024 16:37 | WG2243282 |
| Vinyl chloride | ND | | 0.00100 | 1 | 03/09/2024 16:37 | WG2243282 |
| Xylenes, Total | ND | | 0.00300 | 1 | 03/09/2024 16:37 | WG2243282 |
| Di-isopropyl ether | ND | | 0.00100 | 1 | 03/09/2024 16:37 | WG2243282 |
| Ethanol | ND | | 0.100 | 1 | 03/09/2024 16:37 | WG2243282 |
| Ethyl tert-butyl ether | ND | | 0.00100 | 1 | 03/09/2024 16:37 | WG2243282 |
| Methyl tert-butyl ether | ND | | 0.00100 | 1 | 03/09/2024 16:37 | WG2243282 |
| tert-Butyl alcohol | ND | | 0.00500 | 1 | 03/09/2024 16:37 | WG2243282 |
| tert-Amyl Methyl Ether | ND | | 0.00100 | 1 | 03/09/2024 16:37 | WG2243282 |
| *(S) Toluene-d8* | *98.7* | | *80.0-120* | | *03/09/2024 16:37* | WG2243282 |
| *(S) 4-Bromofluorobenzene* | *86.1* | | *77.0-126* | | *03/09/2024 16:37* | WG2243282 |
| *(S) 1,2-Dichloroethane-d4* | *102* | | *70.0-130* | | *03/09/2024 16:37* | WG2243282 |

## Gravimetric Analysis by Method 2540 C-2011

| Analyte | Result | Qualifier | RDL | Dilution | Analysis | Batch |
|---|---|---|---|---|---|---|
| | mg/l | | mg/l | | date / time | |
| Dissolved Solids | 671 | | 13.3 | 1 | 03/11/2024 13:20 | WG2243804 |

## Wet Chemistry by Method 9056A

| Analyte | Result | Qualifier | RDL | Dilution | Analysis | Batch |
|---|---|---|---|---|---|---|
| | mg/l | | mg/l | | date / time | |
| Nitrate | 3.19 | | 0.100 | 1 | 03/06/2024 19:37 | WG2241106 |
| Nitrite | ND | | 0.100 | 1 | 03/06/2024 19:37 | WG2241106 |
| Sulfate | 131 | | 5.00 | 1 | 03/06/2024 19:37 | WG2241106 |

## Metals (ICP) by Method 6010D

| Analyte | Result | Qualifier | RDL | Dilution | Analysis | Batch |
|---|---|---|---|---|---|---|
| | mg/l | | mg/l | | date / time | |
| Iron | ND | | 0.100 | 1 | 03/09/2024 16:26 | WG2242045 |

## Volatile Organic Compounds (GC) by Method RSK175

| Analyte | Result | Qualifier | RDL | Dilution | Analysis | Batch |
|---|---|---|---|---|---|---|
| | mg/l | | mg/l | | date / time | |
| Methane | ND | | 0.0100 | 1 | 03/09/2024 12:20 | WG2241504 |
| Ethane | ND | | 0.0130 | 1 | 03/09/2024 12:20 | WG2241504 |
| Ethene | ND | | 0.0130 | 1 | 03/09/2024 12:20 | WG2241504 |

## Volatile Organic Compounds (GC/MS) by Method 8260B

| Analyte | Result | Qualifier | RDL | Dilution | Analysis | Batch |
|---|---|---|---|---|---|---|
| | mg/l | | mg/l | | date / time | |
| Acetone | ND | | 0.0500 | 1 | 03/09/2024 16:58 | WG2243282 |
| Acrylonitrile | ND | R5 | 0.0100 | 1 | 03/09/2024 16:58 | WG2243282 |
| Benzene | ND | | 0.00100 | 1 | 03/09/2024 16:58 | WG2243282 |
| Bromobenzene | ND | | 0.00100 | 1 | 03/09/2024 16:58 | WG2243282 |
| Bromochloromethane | ND | | 0.00100 | 1 | 03/09/2024 16:58 | WG2243282 |
| Bromodichloromethane | ND | | 0.00100 | 1 | 03/09/2024 16:58 | WG2243282 |
| Bromoform | ND | | 0.00100 | 1 | 03/09/2024 16:58 | WG2243282 |
| Bromomethane | ND | | 0.00500 | 1 | 03/09/2024 16:58 | WG2243282 |
| n-Butylbenzene | ND | | 0.00100 | 1 | 03/09/2024 16:58 | WG2243282 |
| sec-Butylbenzene | ND | | 0.00100 | 1 | 03/09/2024 16:58 | WG2243282 |
| tert-Butylbenzene | ND | | 0.00100 | 1 | 03/09/2024 16:58 | WG2243282 |
| Carbon tetrachloride | ND | | 0.00100 | 1 | 03/09/2024 16:58 | WG2243282 |
| Carbon disulfide | ND | | 0.00100 | 1 | 03/09/2024 16:58 | WG2243282 |
| Chlorobenzene | ND | | 0.00100 | 1 | 03/09/2024 16:58 | WG2243282 |
| Chlorodibromomethane | ND | | 0.00100 | 1 | 03/09/2024 16:58 | WG2243282 |
| Chloroethane | ND | | 0.00500 | 1 | 03/09/2024 16:58 | WG2243282 |
| Chloroform | ND | | 0.00500 | 1 | 03/09/2024 16:58 | WG2243282 |
| Chloromethane | ND | | 0.00250 | 1 | 03/09/2024 16:58 | WG2243282 |
| 1,2-Dibromo-3-Chloropropane | ND | R7 | 0.00500 | 1 | 03/09/2024 16:58 | WG2243282 |
| 1,2-Dibromoethane | ND | | 0.00100 | 1 | 03/09/2024 16:58 | WG2243282 |
| Dibromomethane | ND | | 0.00100 | 1 | 03/09/2024 16:58 | WG2243282 |
| 1,2-Dichlorobenzene | ND | | 0.00100 | 1 | 03/09/2024 16:58 | WG2243282 |
| 1,3-Dichlorobenzene | ND | | 0.00100 | 1 | 03/09/2024 16:58 | WG2243282 |
| 1,4-Dichlorobenzene | ND | | 0.00100 | 1 | 03/09/2024 16:58 | WG2243282 |
| trans-1,4-Dichloro-2-butene | ND | | 0.00250 | 1 | 03/09/2024 16:58 | WG2243282 |
| Dichlorodifluoromethane | ND | | 0.00500 | 1 | 03/09/2024 16:58 | WG2243282 |
| 1,1-Dichloroethane | ND | | 0.00100 | 1 | 03/09/2024 16:58 | WG2243282 |
| 1,2-Dichloroethane | ND | | 0.00100 | 1 | 03/09/2024 16:58 | WG2243282 |
| 1,1-Dichloroethene | ND | | 0.00100 | 1 | 03/09/2024 16:58 | WG2243282 |
| cis-1,2-Dichloroethene | ND | | 0.00100 | 1 | 03/09/2024 16:58 | WG2243282 |

## Volatile Organic Compounds (GC/MS) by Method 8260B

| Analyte | Result mg/l | Qualifier | RDL mg/l | Dilution | Analysis date / time | Batch |
|---|---|---|---|---|---|---|
| trans-1,2-Dichloroethene | ND | | 0.00100 | 1 | 03/09/2024 16:58 | WG2243282 |
| 1,2-Dichloropropane | ND | | 0.00100 | 1 | 03/09/2024 16:58 | WG2243282 |
| cis-1,3-Dichloropropene | ND | | 0.00100 | 1 | 03/09/2024 16:58 | WG2243282 |
| trans-1,3-Dichloropropene | ND | | 0.00100 | 1 | 03/09/2024 16:58 | WG2243282 |
| Ethylbenzene | ND | | 0.00100 | 1 | 03/09/2024 16:58 | WG2243282 |
| Hexachloro-1,3-butadiene | ND | | 0.00100 | 1 | 03/09/2024 16:58 | WG2243282 |
| 2-Hexanone | ND | R5 | 0.0100 | 1 | 03/09/2024 16:58 | WG2243282 |
| 2-Butanone (MEK) | ND | | 0.0100 | 1 | 03/09/2024 16:58 | WG2243282 |
| Iodomethane | ND | | 0.0100 | 1 | 03/09/2024 16:58 | WG2243282 |
| Methylene Chloride | ND | | 0.00500 | 1 | 03/09/2024 16:58 | WG2243282 |
| 4-Methyl-2-pentanone (MIBK) | ND | | 0.0100 | 1 | 03/09/2024 16:58 | WG2243282 |
| Naphthalene | ND | | 0.00500 | 1 | 03/09/2024 16:58 | WG2243282 |
| n-Propylbenzene | ND | | 0.00100 | 1 | 03/09/2024 16:58 | WG2243282 |
| Styrene | ND | | 0.00100 | 1 | 03/09/2024 16:58 | WG2243282 |
| 1,1,1,2-Tetrachloroethane | ND | | 0.00100 | 1 | 03/09/2024 16:58 | WG2243282 |
| 1,1,2,2-Tetrachloroethane | ND | | 0.00100 | 1 | 03/09/2024 16:58 | WG2243282 |
| 1,1,2-Trichlorotrifluoroethane | ND | | 0.00100 | 1 | 03/09/2024 16:58 | WG2243282 |
| Tetrachloroethene | ND | | 0.00100 | 1 | 03/09/2024 16:58 | WG2243282 |
| Toluene | ND | | 0.00100 | 1 | 03/09/2024 16:58 | WG2243282 |
| 1,2,4-Trichlorobenzene | ND | | 0.00100 | 1 | 03/09/2024 16:58 | WG2243282 |
| 1,1,1-Trichloroethane | ND | | 0.00100 | 1 | 03/09/2024 16:58 | WG2243282 |
| 1,1,2-Trichloroethane | ND | | 0.00100 | 1 | 03/09/2024 16:58 | WG2243282 |
| Trichloroethene | ND | | 0.00100 | 1 | 03/09/2024 16:58 | WG2243282 |
| Trichlorofluoromethane | ND | | 0.00500 | 1 | 03/09/2024 16:58 | WG2243282 |
| 1,2,3-Trichloropropane | ND | | 0.00250 | 1 | 03/09/2024 16:58 | WG2243282 |
| 1,2,4-Trimethylbenzene | ND | | 0.00100 | 1 | 03/09/2024 16:58 | WG2243282 |
| 1,3,5-Trimethylbenzene | ND | | 0.00100 | 1 | 03/09/2024 16:58 | WG2243282 |
| Vinyl acetate | ND | | 0.0100 | 1 | 03/09/2024 16:58 | WG2243282 |
| Vinyl chloride | ND | | 0.00100 | 1 | 03/09/2024 16:58 | WG2243282 |
| Xylenes, Total | ND | | 0.00300 | 1 | 03/09/2024 16:58 | WG2243282 |
| Di-isopropyl ether | ND | | 0.00100 | 1 | 03/09/2024 16:58 | WG2243282 |
| Ethanol | ND | | 0.100 | 1 | 03/09/2024 16:58 | WG2243282 |
| Ethyl tert-butyl ether | ND | | 0.00100 | 1 | 03/09/2024 16:58 | WG2243282 |
| Methyl tert-butyl ether | ND | | 0.00100 | 1 | 03/09/2024 16:58 | WG2243282 |
| tert-Butyl alcohol | ND | | 0.00500 | 1 | 03/09/2024 16:58 | WG2243282 |
| tert-Amyl Methyl Ether | ND | | 0.00100 | 1 | 03/09/2024 16:58 | WG2243282 |
| *(S) Toluene-d8* | *96.8* | | *80.0-120* | | *03/09/2024 16:58* | WG2243282 |
| *(S) 4-Bromofluorobenzene* | *89.7* | | *77.0-126* | | *03/09/2024 16:58* | WG2243282 |
| *(S) 1,2-Dichloroethane-d4* | *113* | | *70.0-130* | | *03/09/2024 16:58* | WG2243282 |

1 Cp
2 Tc
3 Ss
4 Cn
5 Sr
6 Qc
7 Is
8 Gl
9 Al
10 Sc

## Gravimetric Analysis by Method 2540 C-2011

| Analyte | Result mg/l | Qualifier | RDL mg/l | Dilution | Analysis date / time | Batch |
|---|---|---|---|---|---|---|
| Dissolved Solids | 619 | | 10.0 | 1 | 03/11/2024 13:20 | WG2243804 |

## Wet Chemistry by Method 9056A

| Analyte | Result mg/l | Qualifier | RDL mg/l | Dilution | Analysis date / time | Batch |
|---|---|---|---|---|---|---|
| Nitrate | 4.04 | | 0.100 | 1 | 03/06/2024 20:27 | WG2241106 |
| Nitrite | ND | | 0.100 | 1 | 03/06/2024 20:27 | WG2241106 |
| Sulfate | 163 | | 5.00 | 1 | 03/06/2024 20:27 | WG2241106 |

## Metals (ICP) by Method 6010D

| Analyte | Result mg/l | Qualifier | RDL mg/l | Dilution | Analysis date / time | Batch |
|---|---|---|---|---|---|---|
| Iron | 1.83 | | 0.100 | 1 | 03/09/2024 16:28 | WG2242045 |

## Volatile Organic Compounds (GC) by Method RSK175

| Analyte | Result mg/l | Qualifier | RDL mg/l | Dilution | Analysis date / time | Batch |
|---|---|---|---|---|---|---|
| Methane | ND | | 0.0100 | 1 | 03/09/2024 12:23 | WG2241504 |
| Ethane | ND | | 0.0130 | 1 | 03/09/2024 12:23 | WG2241504 |
| Ethene | ND | | 0.0130 | 1 | 03/09/2024 12:23 | WG2241504 |

## Volatile Organic Compounds (GC/MS) by Method 8260B

| Analyte | Result mg/l | Qualifier | RDL mg/l | Dilution | Analysis date / time | Batch |
|---|---|---|---|---|---|---|
| Acetone | ND | | 0.0500 | 1 | 03/09/2024 17:18 | WG2243282 |
| Acrylonitrile | ND | R5 | 0.0100 | 1 | 03/09/2024 17:18 | WG2243282 |
| Benzene | ND | | 0.00100 | 1 | 03/09/2024 17:18 | WG2243282 |
| Bromobenzene | ND | | 0.00100 | 1 | 03/09/2024 17:18 | WG2243282 |
| Bromochloromethane | ND | | 0.00100 | 1 | 03/09/2024 17:18 | WG2243282 |
| Bromodichloromethane | ND | | 0.00100 | 1 | 03/09/2024 17:18 | WG2243282 |
| Bromoform | ND | | 0.00100 | 1 | 03/09/2024 17:18 | WG2243282 |
| Bromomethane | ND | | 0.00500 | 1 | 03/09/2024 17:18 | WG2243282 |
| n-Butylbenzene | ND | | 0.00100 | 1 | 03/09/2024 17:18 | WG2243282 |
| sec-Butylbenzene | ND | | 0.00100 | 1 | 03/09/2024 17:18 | WG2243282 |
| tert-Butylbenzene | ND | | 0.00100 | 1 | 03/09/2024 17:18 | WG2243282 |
| Carbon tetrachloride | ND | | 0.00100 | 1 | 03/09/2024 17:18 | WG2243282 |
| Carbon disulfide | ND | | 0.00100 | 1 | 03/09/2024 17:18 | WG2243282 |
| Chlorobenzene | ND | | 0.00100 | 1 | 03/09/2024 17:18 | WG2243282 |
| Chlorodibromomethane | ND | | 0.00100 | 1 | 03/09/2024 17:18 | WG2243282 |
| Chloroethane | ND | | 0.00500 | 1 | 03/09/2024 17:18 | WG2243282 |
| Chloroform | ND | | 0.00500 | 1 | 03/09/2024 17:18 | WG2243282 |
| Chloromethane | ND | | 0.00250 | 1 | 03/09/2024 17:18 | WG2243282 |
| 1,2-Dibromo-3-Chloropropane | ND | R7 | 0.00500 | 1 | 03/09/2024 17:18 | WG2243282 |
| 1,2-Dibromoethane | ND | | 0.00100 | 1 | 03/09/2024 17:18 | WG2243282 |
| Dibromomethane | ND | | 0.00100 | 1 | 03/09/2024 17:18 | WG2243282 |
| 1,2-Dichlorobenzene | ND | | 0.00100 | 1 | 03/09/2024 17:18 | WG2243282 |
| 1,3-Dichlorobenzene | ND | | 0.00100 | 1 | 03/09/2024 17:18 | WG2243282 |
| 1,4-Dichlorobenzene | ND | | 0.00100 | 1 | 03/09/2024 17:18 | WG2243282 |
| trans-1,4-Dichloro-2-butene | ND | | 0.00250 | 1 | 03/09/2024 17:18 | WG2243282 |
| Dichlorodifluoromethane | ND | | 0.00500 | 1 | 03/09/2024 17:18 | WG2243282 |
| 1,1-Dichloroethane | ND | | 0.00100 | 1 | 03/09/2024 17:18 | WG2243282 |
| 1,2-Dichloroethane | ND | | 0.00100 | 1 | 03/09/2024 17:18 | WG2243282 |
| 1,1-Dichloroethene | ND | | 0.00100 | 1 | 03/09/2024 17:18 | WG2243282 |
| cis-1,2-Dichloroethene | ND | | 0.00100 | 1 | 03/09/2024 17:18 | WG2243282 |

## Volatile Organic Compounds (GC/MS) by Method 8260B

| Analyte | Result mg/l | Qualifier | RDL mg/l | Dilution | Analysis date / time | Batch |
|---|---|---|---|---|---|---|
| trans-1,2-Dichloroethene | ND | | 0.00100 | 1 | 03/09/2024 17:18 | WG2243282 |
| 1,2-Dichloropropane | ND | | 0.00100 | 1 | 03/09/2024 17:18 | WG2243282 |
| cis-1,3-Dichloropropene | ND | | 0.00100 | 1 | 03/09/2024 17:18 | WG2243282 |
| trans-1,3-Dichloropropene | ND | | 0.00100 | 1 | 03/09/2024 17:18 | WG2243282 |
| Ethylbenzene | ND | | 0.00100 | 1 | 03/09/2024 17:18 | WG2243282 |
| Hexachloro-1,3-butadiene | ND | | 0.00100 | 1 | 03/09/2024 17:18 | WG2243282 |
| 2-Hexanone | ND | R5 | 0.0100 | 1 | 03/09/2024 17:18 | WG2243282 |
| 2-Butanone (MEK) | ND | | 0.0100 | 1 | 03/09/2024 17:18 | WG2243282 |
| Iodomethane | ND | | 0.0100 | 1 | 03/09/2024 17:18 | WG2243282 |
| Methylene Chloride | ND | | 0.00500 | 1 | 03/09/2024 17:18 | WG2243282 |
| 4-Methyl-2-pentanone (MIBK) | ND | | 0.0100 | 1 | 03/09/2024 17:18 | WG2243282 |
| Naphthalene | ND | | 0.00500 | 1 | 03/09/2024 17:18 | WG2243282 |
| n-Propylbenzene | ND | | 0.00100 | 1 | 03/09/2024 17:18 | WG2243282 |
| Styrene | ND | | 0.00100 | 1 | 03/09/2024 17:18 | WG2243282 |
| 1,1,1,2-Tetrachloroethane | ND | | 0.00100 | 1 | 03/09/2024 17:18 | WG2243282 |
| 1,1,2,2-Tetrachloroethane | ND | | 0.00100 | 1 | 03/09/2024 17:18 | WG2243282 |
| 1,1,2-Trichlorotrifluoroethane | ND | | 0.00100 | 1 | 03/09/2024 17:18 | WG2243282 |
| Tetrachloroethene | 0.00213 | | 0.00100 | 1 | 03/09/2024 17:18 | WG2243282 |
| Toluene | ND | | 0.00100 | 1 | 03/09/2024 17:18 | WG2243282 |
| 1,2,4-Trichlorobenzene | ND | | 0.00100 | 1 | 03/09/2024 17:18 | WG2243282 |
| 1,1,1-Trichloroethane | ND | | 0.00100 | 1 | 03/09/2024 17:18 | WG2243282 |
| 1,1,2-Trichloroethane | ND | | 0.00100 | 1 | 03/09/2024 17:18 | WG2243282 |
| Trichloroethene | ND | | 0.00100 | 1 | 03/09/2024 17:18 | WG2243282 |
| Trichlorofluoromethane | ND | | 0.00500 | 1 | 03/09/2024 17:18 | WG2243282 |
| 1,2,3-Trichloropropane | ND | | 0.00250 | 1 | 03/09/2024 17:18 | WG2243282 |
| 1,2,4-Trimethylbenzene | ND | | 0.00100 | 1 | 03/09/2024 17:18 | WG2243282 |
| 1,3,5-Trimethylbenzene | ND | | 0.00100 | 1 | 03/09/2024 17:18 | WG2243282 |
| Vinyl acetate | ND | | 0.0100 | 1 | 03/09/2024 17:18 | WG2243282 |
| Vinyl chloride | ND | | 0.00100 | 1 | 03/09/2024 17:18 | WG2243282 |
| Xylenes, Total | ND | | 0.00300 | 1 | 03/09/2024 17:18 | WG2243282 |
| Di-isopropyl ether | ND | | 0.00100 | 1 | 03/09/2024 17:18 | WG2243282 |
| Ethanol | ND | | 0.100 | 1 | 03/09/2024 17:18 | WG2243282 |
| Ethyl tert-butyl ether | ND | | 0.00100 | 1 | 03/09/2024 17:18 | WG2243282 |
| Methyl tert-butyl ether | ND | | 0.00100 | 1 | 03/09/2024 17:18 | WG2243282 |
| tert-Butyl alcohol | ND | | 0.00500 | 1 | 03/09/2024 17:18 | WG2243282 |
| tert-Amyl Methyl Ether | ND | | 0.00100 | 1 | 03/09/2024 17:18 | WG2243282 |
| *(S) Toluene-d8* | *99.8* | | *80.0-120* | | *03/09/2024 17:18* | WG2243282 |
| *(S) 4-Bromofluorobenzene* | *84.9* | | *77.0-126* | | *03/09/2024 17:18* | WG2243282 |
| *(S) 1,2-Dichloroethane-d4* | *95.4* | | *70.0-130* | | *03/09/2024 17:18* | WG2243282 |

1 Cp
2 Tc
3 Ss
4 Cn
5 Sr
6 Qc
7 Is
8 Gl
9 Al
10 Sc

## Gravimetric Analysis by Method 2540 C-2011

| Analyte | Result mg/l | Qualifier | RDL mg/l | Dilution | Analysis date / time | Batch |
|---|---|---|---|---|---|---|
| Dissolved Solids | 431 | | 10.0 | 1 | 03/11/2024 13:20 | WG2243804 |

## Wet Chemistry by Method 9056A

| Analyte | Result mg/l | Qualifier | RDL mg/l | Dilution | Analysis date / time | Batch |
|---|---|---|---|---|---|---|
| Nitrate | 1.11 | | 0.100 | 1 | 03/06/2024 20:52 | WG2241106 |
| Nitrite | ND | | 0.100 | 1 | 03/06/2024 20:52 | WG2241106 |
| Sulfate | 77.0 | | 5.00 | 1 | 03/06/2024 20:52 | WG2241106 |

## Metals (ICP) by Method 6010D

| Analyte | Result mg/l | Qualifier | RDL mg/l | Dilution | Analysis date / time | Batch |
|---|---|---|---|---|---|---|
| Iron | ND | | 0.100 | 1 | 03/09/2024 16:30 | WG2242045 |

## Volatile Organic Compounds (GC) by Method RSK175

| Analyte | Result mg/l | Qualifier | RDL mg/l | Dilution | Analysis date / time | Batch |
|---|---|---|---|---|---|---|
| Methane | ND | | 0.0100 | 1 | 03/09/2024 12:33 | WG2241504 |
| Ethane | ND | | 0.0130 | 1 | 03/09/2024 12:33 | WG2241504 |
| Ethene | ND | | 0.0130 | 1 | 03/09/2024 12:33 | WG2241504 |

## Volatile Organic Compounds (GC/MS) by Method 8260B

| Analyte | Result mg/l | Qualifier | RDL mg/l | Dilution | Analysis date / time | Batch |
|---|---|---|---|---|---|---|
| Acetone | ND | | 0.250 | 5 | 03/09/2024 21:25 | WG2243282 |
| Acrylonitrile | ND | R5 | 0.0500 | 5 | 03/09/2024 21:25 | WG2243282 |
| Benzene | ND | | 0.00500 | 5 | 03/09/2024 21:25 | WG2243282 |
| Bromobenzene | ND | | 0.00500 | 5 | 03/09/2024 21:25 | WG2243282 |
| Bromochloromethane | ND | | 0.00500 | 5 | 03/09/2024 21:25 | WG2243282 |
| Bromodichloromethane | ND | | 0.00500 | 5 | 03/09/2024 21:25 | WG2243282 |
| Bromoform | ND | | 0.00500 | 5 | 03/09/2024 21:25 | WG2243282 |
| Bromomethane | ND | | 0.0250 | 5 | 03/09/2024 21:25 | WG2243282 |
| n-Butylbenzene | ND | | 0.00500 | 5 | 03/09/2024 21:25 | WG2243282 |
| sec-Butylbenzene | ND | | 0.00500 | 5 | 03/09/2024 21:25 | WG2243282 |
| tert-Butylbenzene | ND | | 0.00500 | 5 | 03/09/2024 21:25 | WG2243282 |
| Carbon tetrachloride | ND | | 0.00500 | 5 | 03/09/2024 21:25 | WG2243282 |
| Carbon disulfide | ND | | 0.00500 | 5 | 03/09/2024 21:25 | WG2243282 |
| Chlorobenzene | ND | | 0.00500 | 5 | 03/09/2024 21:25 | WG2243282 |
| Chlorodibromomethane | ND | | 0.00500 | 5 | 03/09/2024 21:25 | WG2243282 |
| Chloroethane | ND | | 0.0250 | 5 | 03/09/2024 21:25 | WG2243282 |
| Chloroform | ND | | 0.0250 | 5 | 03/09/2024 21:25 | WG2243282 |
| Chloromethane | ND | | 0.0125 | 5 | 03/09/2024 21:25 | WG2243282 |
| 1,2-Dibromo-3-Chloropropane | ND | R7 | 0.0250 | 5 | 03/09/2024 21:25 | WG2243282 |
| 1,2-Dibromoethane | ND | | 0.00500 | 5 | 03/09/2024 21:25 | WG2243282 |
| Dibromomethane | ND | | 0.00500 | 5 | 03/09/2024 21:25 | WG2243282 |
| 1,2-Dichlorobenzene | ND | | 0.00500 | 5 | 03/09/2024 21:25 | WG2243282 |
| 1,3-Dichlorobenzene | ND | | 0.00500 | 5 | 03/09/2024 21:25 | WG2243282 |
| 1,4-Dichlorobenzene | ND | | 0.00500 | 5 | 03/09/2024 21:25 | WG2243282 |
| trans-1,4-Dichloro-2-butene | ND | | 0.0125 | 5 | 03/09/2024 21:25 | WG2243282 |
| Dichlorodifluoromethane | ND | | 0.0250 | 5 | 03/09/2024 21:25 | WG2243282 |
| 1,1-Dichloroethane | ND | | 0.00500 | 5 | 03/09/2024 21:25 | WG2243282 |
| 1,2-Dichloroethane | ND | | 0.00500 | 5 | 03/09/2024 21:25 | WG2243282 |
| 1,1-Dichloroethene | ND | | 0.00500 | 5 | 03/09/2024 21:25 | WG2243282 |
| cis-1,2-Dichloroethene | ND | | 0.00500 | 5 | 03/09/2024 21:25 | WG2243282 |

## Volatile Organic Compounds (GC/MS) by Method 8260B

| Analyte | Result mg/l | Qualifier | RDL mg/l | Dilution | Analysis date / time | Batch |
|---|---|---|---|---|---|---|
| trans-1,2-Dichloroethene | ND | | 0.00500 | 5 | 03/09/2024 21:25 | WG2243282 |
| 1,2-Dichloropropane | ND | | 0.00500 | 5 | 03/09/2024 21:25 | WG2243282 |
| cis-1,3-Dichloropropene | ND | | 0.00500 | 5 | 03/09/2024 21:25 | WG2243282 |
| trans-1,3-Dichloropropene | ND | | 0.00500 | 5 | 03/09/2024 21:25 | WG2243282 |
| Ethylbenzene | ND | | 0.00500 | 5 | 03/09/2024 21:25 | WG2243282 |
| Hexachloro-1,3-butadiene | ND | | 0.00500 | 5 | 03/09/2024 21:25 | WG2243282 |
| 2-Hexanone | ND | R5 | 0.0500 | 5 | 03/09/2024 21:25 | WG2243282 |
| 2-Butanone (MEK) | ND | | 0.0500 | 5 | 03/09/2024 21:25 | WG2243282 |
| Iodomethane | ND | | 0.0500 | 5 | 03/09/2024 21:25 | WG2243282 |
| Methylene Chloride | ND | | 0.0250 | 5 | 03/09/2024 21:25 | WG2243282 |
| 4-Methyl-2-pentanone (MIBK) | ND | | 0.0500 | 5 | 03/09/2024 21:25 | WG2243282 |
| Naphthalene | ND | | 0.0250 | 5 | 03/09/2024 21:25 | WG2243282 |
| n-Propylbenzene | ND | | 0.00500 | 5 | 03/09/2024 21:25 | WG2243282 |
| Styrene | ND | | 0.00500 | 5 | 03/09/2024 21:25 | WG2243282 |
| 1,1,1,2-Tetrachloroethane | ND | | 0.00500 | 5 | 03/09/2024 21:25 | WG2243282 |
| 1,1,2,2-Tetrachloroethane | ND | | 0.00500 | 5 | 03/09/2024 21:25 | WG2243282 |
| 1,1,2-Trichlorotrifluoroethane | ND | | 0.00500 | 5 | 03/09/2024 21:25 | WG2243282 |
| Tetrachloroethene | ND | | 0.00500 | 5 | 03/09/2024 21:25 | WG2243282 |
| Toluene | ND | | 0.00500 | 5 | 03/09/2024 21:25 | WG2243282 |
| 1,2,4-Trichlorobenzene | ND | | 0.00500 | 5 | 03/09/2024 21:25 | WG2243282 |
| 1,1,1-Trichloroethane | ND | | 0.00500 | 5 | 03/09/2024 21:25 | WG2243282 |
| 1,1,2-Trichloroethane | ND | | 0.00500 | 5 | 03/09/2024 21:25 | WG2243282 |
| Trichloroethene | ND | | 0.00500 | 5 | 03/09/2024 21:25 | WG2243282 |
| Trichlorofluoromethane | ND | | 0.0250 | 5 | 03/09/2024 21:25 | WG2243282 |
| 1,2,3-Trichloropropane | ND | | 0.0125 | 5 | 03/09/2024 21:25 | WG2243282 |
| 1,2,4-Trimethylbenzene | ND | | 0.00500 | 5 | 03/09/2024 21:25 | WG2243282 |
| 1,3,5-Trimethylbenzene | ND | | 0.00500 | 5 | 03/09/2024 21:25 | WG2243282 |
| Vinyl acetate | ND | | 0.0500 | 5 | 03/09/2024 21:25 | WG2243282 |
| Vinyl chloride | ND | | 0.00500 | 5 | 03/09/2024 21:25 | WG2243282 |
| Xylenes, Total | ND | | 0.0150 | 5 | 03/09/2024 21:25 | WG2243282 |
| Di-isopropyl ether | ND | | 0.00500 | 5 | 03/09/2024 21:25 | WG2243282 |
| Ethanol | ND | | 0.500 | 5 | 03/09/2024 21:25 | WG2243282 |
| Ethyl tert-butyl ether | ND | | 0.00500 | 5 | 03/09/2024 21:25 | WG2243282 |
| Methyl tert-butyl ether | ND | | 0.00500 | 5 | 03/09/2024 21:25 | WG2243282 |
| tert-Butyl alcohol | 0.805 | | 0.0250 | 5 | 03/09/2024 21:25 | WG2243282 |
| tert-Amyl Methyl Ether | ND | | 0.00500 | 5 | 03/09/2024 21:25 | WG2243282 |
| *(S) Toluene-d8* | *96.4* | | *80.0-120* | | *03/09/2024 21:25* | WG2243282 |
| *(S) 4-Bromofluorobenzene* | *90.1* | | *77.0-126* | | *03/09/2024 21:25* | WG2243282 |
| *(S) 1,2-Dichloroethane-d4* | *115* | | *70.0-130* | | *03/09/2024 21:25* | WG2243282 |

## Volatile Organic Compounds (GC/MS) by Method 8260B

| Analyte | Result mg/l | Qualifier | RDL mg/l | Dilution | Analysis date / time | Batch |
|---|---|---|---|---|---|---|
| Acetone | ND | | 0.0500 | 1 | 03/09/2024 14:54 | WG2243282 |
| Acrylonitrile | ND | R5 | 0.0100 | 1 | 03/09/2024 14:54 | WG2243282 |
| Benzene | ND | | 0.00100 | 1 | 03/09/2024 14:54 | WG2243282 |
| Bromobenzene | ND | | 0.00100 | 1 | 03/09/2024 14:54 | WG2243282 |
| Bromochloromethane | ND | | 0.00100 | 1 | 03/09/2024 14:54 | WG2243282 |
| Bromodichloromethane | ND | | 0.00100 | 1 | 03/09/2024 14:54 | WG2243282 |
| Bromoform | ND | | 0.00100 | 1 | 03/09/2024 14:54 | WG2243282 |
| Bromomethane | ND | | 0.00500 | 1 | 03/09/2024 14:54 | WG2243282 |
| n-Butylbenzene | ND | | 0.00100 | 1 | 03/09/2024 14:54 | WG2243282 |
| sec-Butylbenzene | ND | | 0.00100 | 1 | 03/09/2024 14:54 | WG2243282 |
| tert-Butylbenzene | ND | | 0.00100 | 1 | 03/09/2024 14:54 | WG2243282 |
| Carbon tetrachloride | ND | | 0.00100 | 1 | 03/09/2024 14:54 | WG2243282 |
| Carbon disulfide | ND | | 0.00100 | 1 | 03/09/2024 14:54 | WG2243282 |
| Chlorobenzene | ND | | 0.00100 | 1 | 03/09/2024 14:54 | WG2243282 |
| Chlorodibromomethane | ND | | 0.00100 | 1 | 03/09/2024 14:54 | WG2243282 |
| Chloroethane | ND | | 0.00500 | 1 | 03/09/2024 14:54 | WG2243282 |
| Chloroform | ND | | 0.00500 | 1 | 03/09/2024 14:54 | WG2243282 |
| Chloromethane | ND | | 0.00250 | 1 | 03/09/2024 14:54 | WG2243282 |
| 1,2-Dibromo-3-Chloropropane | ND | R7 | 0.00500 | 1 | 03/09/2024 14:54 | WG2243282 |
| 1,2-Dibromoethane | ND | | 0.00100 | 1 | 03/09/2024 14:54 | WG2243282 |
| Dibromomethane | ND | | 0.00100 | 1 | 03/09/2024 14:54 | WG2243282 |
| 1,2-Dichlorobenzene | ND | | 0.00100 | 1 | 03/09/2024 14:54 | WG2243282 |
| 1,3-Dichlorobenzene | ND | | 0.00100 | 1 | 03/09/2024 14:54 | WG2243282 |
| 1,4-Dichlorobenzene | ND | | 0.00100 | 1 | 03/09/2024 14:54 | WG2243282 |
| trans-1,4-Dichloro-2-butene | ND | | 0.00250 | 1 | 03/09/2024 14:54 | WG2243282 |
| Dichlorodifluoromethane | ND | | 0.00500 | 1 | 03/09/2024 14:54 | WG2243282 |
| 1,1-Dichloroethane | ND | | 0.00100 | 1 | 03/09/2024 14:54 | WG2243282 |
| 1,2-Dichloroethane | ND | | 0.00100 | 1 | 03/09/2024 14:54 | WG2243282 |
| 1,1-Dichloroethene | ND | | 0.00100 | 1 | 03/09/2024 14:54 | WG2243282 |
| cis-1,2-Dichloroethene | ND | | 0.00100 | 1 | 03/09/2024 14:54 | WG2243282 |
| trans-1,2-Dichloroethene | ND | | 0.00100 | 1 | 03/09/2024 14:54 | WG2243282 |
| 1,2-Dichloropropane | ND | | 0.00100 | 1 | 03/09/2024 14:54 | WG2243282 |
| cis-1,3-Dichloropropene | ND | | 0.00100 | 1 | 03/09/2024 14:54 | WG2243282 |
| trans-1,3-Dichloropropene | ND | | 0.00100 | 1 | 03/09/2024 14:54 | WG2243282 |
| Ethylbenzene | ND | | 0.00100 | 1 | 03/09/2024 14:54 | WG2243282 |
| Hexachloro-1,3-butadiene | ND | | 0.00100 | 1 | 03/09/2024 14:54 | WG2243282 |
| 2-Hexanone | ND | R5 | 0.0100 | 1 | 03/09/2024 14:54 | WG2243282 |
| 2-Butanone (MEK) | 0.0114 | | 0.0100 | 1 | 03/09/2024 14:54 | WG2243282 |
| Iodomethane | ND | | 0.0100 | 1 | 03/09/2024 14:54 | WG2243282 |
| Methylene Chloride | ND | | 0.00500 | 1 | 03/09/2024 14:54 | WG2243282 |
| 4-Methyl-2-pentanone (MIBK) | ND | | 0.0100 | 1 | 03/09/2024 14:54 | WG2243282 |
| Naphthalene | ND | | 0.00500 | 1 | 03/09/2024 14:54 | WG2243282 |
| n-Propylbenzene | ND | | 0.00100 | 1 | 03/09/2024 14:54 | WG2243282 |
| Styrene | ND | | 0.00100 | 1 | 03/09/2024 14:54 | WG2243282 |
| 1,1,1,2-Tetrachloroethane | ND | | 0.00100 | 1 | 03/09/2024 14:54 | WG2243282 |
| 1,1,2,2-Tetrachloroethane | ND | | 0.00100 | 1 | 03/09/2024 14:54 | WG2243282 |
| 1,1,2-Trichlorotrifluoroethane | ND | | 0.00100 | 1 | 03/09/2024 14:54 | WG2243282 |
| Tetrachloroethene | ND | | 0.00100 | 1 | 03/09/2024 14:54 | WG2243282 |
| Toluene | ND | | 0.00100 | 1 | 03/09/2024 14:54 | WG2243282 |
| 1,2,4-Trichlorobenzene | ND | | 0.00100 | 1 | 03/09/2024 14:54 | WG2243282 |
| 1,1,1-Trichloroethane | ND | | 0.00100 | 1 | 03/09/2024 14:54 | WG2243282 |
| 1,1,2-Trichloroethane | ND | | 0.00100 | 1 | 03/09/2024 14:54 | WG2243282 |
| Trichloroethene | ND | | 0.00100 | 1 | 03/09/2024 14:54 | WG2243282 |
| Trichlorofluoromethane | ND | | 0.00500 | 1 | 03/09/2024 14:54 | WG2243282 |
| 1,2,3-Trichloropropane | ND | | 0.00250 | 1 | 03/09/2024 14:54 | WG2243282 |
| 1,2,4-Trimethylbenzene | ND | | 0.00100 | 1 | 03/09/2024 14:54 | WG2243282 |

## Volatile Organic Compounds (GC/MS) by Method 8260B

| Analyte | Result mg/l | Qualifier | RDL mg/l | Dilution | Analysis date / time | Batch |
|---|---|---|---|---|---|---|
| 1,3,5-Trimethylbenzene | ND | | 0.00100 | 1 | 03/09/2024 14:54 | WG2243282 |
| Vinyl acetate | ND | | 0.0100 | 1 | 03/09/2024 14:54 | WG2243282 |
| Vinyl chloride | ND | | 0.00100 | 1 | 03/09/2024 14:54 | WG2243282 |
| Xylenes, Total | ND | | 0.00300 | 1 | 03/09/2024 14:54 | WG2243282 |
| Di-isopropyl ether | ND | | 0.00100 | 1 | 03/09/2024 14:54 | WG2243282 |
| Ethanol | ND | | 0.100 | 1 | 03/09/2024 14:54 | WG2243282 |
| Ethyl tert-butyl ether | ND | | 0.00100 | 1 | 03/09/2024 14:54 | WG2243282 |
| Methyl tert-butyl ether | ND | | 0.00100 | 1 | 03/09/2024 14:54 | WG2243282 |
| tert-Butyl alcohol | 0.0136 | | 0.00500 | 1 | 03/09/2024 14:54 | WG2243282 |
| tert-Amyl Methyl Ether | ND | | 0.00100 | 1 | 03/09/2024 14:54 | WG2243282 |
| *(S) Toluene-d8* | *96.9* | | *80.0-120* | | *03/09/2024 14:54* | WG2243282 |
| *(S) 4-Bromofluorobenzene* | *90.9* | | *77.0-126* | | *03/09/2024 14:54* | WG2243282 |
| *(S) 1,2-Dichloroethane-d4* | *110* | | *70.0-130* | | *03/09/2024 14:54* | WG2243282 |

## Volatile Organic Compounds (GC/MS) by Method 8260B

| Analyte | Result mg/l | Qualifier | RDL mg/l | Dilution | Analysis date / time | Batch |
|---|---|---|---|---|---|---|
| Acetone | ND | | 0.0500 | 1 | 03/09/2024 15:15 | WG2243282 |
| Acrylonitrile | ND | R5 | 0.0100 | 1 | 03/09/2024 15:15 | WG2243282 |
| Benzene | ND | | 0.00100 | 1 | 03/09/2024 15:15 | WG2243282 |
| Bromobenzene | ND | | 0.00100 | 1 | 03/09/2024 15:15 | WG2243282 |
| Bromochloromethane | ND | | 0.00100 | 1 | 03/09/2024 15:15 | WG2243282 |
| Bromodichloromethane | ND | | 0.00100 | 1 | 03/09/2024 15:15 | WG2243282 |
| Bromoform | ND | | 0.00100 | 1 | 03/09/2024 15:15 | WG2243282 |
| Bromomethane | ND | | 0.00500 | 1 | 03/09/2024 15:15 | WG2243282 |
| n-Butylbenzene | ND | | 0.00100 | 1 | 03/09/2024 15:15 | WG2243282 |
| sec-Butylbenzene | ND | | 0.00100 | 1 | 03/09/2024 15:15 | WG2243282 |
| tert-Butylbenzene | ND | | 0.00100 | 1 | 03/09/2024 15:15 | WG2243282 |
| Carbon tetrachloride | ND | | 0.00100 | 1 | 03/09/2024 15:15 | WG2243282 |
| Carbon disulfide | ND | | 0.00100 | 1 | 03/09/2024 15:15 | WG2243282 |
| Chlorobenzene | ND | | 0.00100 | 1 | 03/09/2024 15:15 | WG2243282 |
| Chlorodibromomethane | ND | | 0.00100 | 1 | 03/09/2024 15:15 | WG2243282 |
| Chloroethane | ND | | 0.00500 | 1 | 03/09/2024 15:15 | WG2243282 |
| Chloroform | ND | | 0.00500 | 1 | 03/09/2024 15:15 | WG2243282 |
| Chloromethane | ND | | 0.00250 | 1 | 03/09/2024 15:15 | WG2243282 |
| 1,2-Dibromo-3-Chloropropane | ND | R7 | 0.00500 | 1 | 03/09/2024 15:15 | WG2243282 |
| 1,2-Dibromoethane | ND | | 0.00100 | 1 | 03/09/2024 15:15 | WG2243282 |
| Dibromomethane | ND | | 0.00100 | 1 | 03/09/2024 15:15 | WG2243282 |
| 1,2-Dichlorobenzene | ND | | 0.00100 | 1 | 03/09/2024 15:15 | WG2243282 |
| 1,3-Dichlorobenzene | ND | | 0.00100 | 1 | 03/09/2024 15:15 | WG2243282 |
| 1,4-Dichlorobenzene | ND | | 0.00100 | 1 | 03/09/2024 15:15 | WG2243282 |
| trans-1,4-Dichloro-2-butene | ND | | 0.00250 | 1 | 03/09/2024 15:15 | WG2243282 |
| Dichlorodifluoromethane | ND | | 0.00500 | 1 | 03/09/2024 15:15 | WG2243282 |
| 1,1-Dichloroethane | ND | | 0.00100 | 1 | 03/09/2024 15:15 | WG2243282 |
| 1,2-Dichloroethane | ND | | 0.00100 | 1 | 03/09/2024 15:15 | WG2243282 |
| 1,1-Dichloroethene | ND | | 0.00100 | 1 | 03/09/2024 15:15 | WG2243282 |
| cis-1,2-Dichloroethene | ND | | 0.00100 | 1 | 03/09/2024 15:15 | WG2243282 |
| trans-1,2-Dichloroethene | ND | | 0.00100 | 1 | 03/09/2024 15:15 | WG2243282 |
| 1,2-Dichloropropane | ND | | 0.00100 | 1 | 03/09/2024 15:15 | WG2243282 |
| cis-1,3-Dichloropropene | ND | | 0.00100 | 1 | 03/09/2024 15:15 | WG2243282 |
| trans-1,3-Dichloropropene | ND | | 0.00100 | 1 | 03/09/2024 15:15 | WG2243282 |
| Ethylbenzene | ND | | 0.00100 | 1 | 03/09/2024 15:15 | WG2243282 |
| Hexachloro-1,3-butadiene | ND | | 0.00100 | 1 | 03/09/2024 15:15 | WG2243282 |
| 2-Hexanone | ND | R5 | 0.0100 | 1 | 03/09/2024 15:15 | WG2243282 |
| 2-Butanone (MEK) | ND | | 0.0100 | 1 | 03/09/2024 15:15 | WG2243282 |
| Iodomethane | ND | | 0.0100 | 1 | 03/09/2024 15:15 | WG2243282 |
| Methylene Chloride | ND | | 0.00500 | 1 | 03/09/2024 15:15 | WG2243282 |
| 4-Methyl-2-pentanone (MIBK) | ND | | 0.0100 | 1 | 03/09/2024 15:15 | WG2243282 |
| Naphthalene | ND | | 0.00500 | 1 | 03/09/2024 15:15 | WG2243282 |
| n-Propylbenzene | ND | | 0.00100 | 1 | 03/09/2024 15:15 | WG2243282 |
| Styrene | ND | | 0.00100 | 1 | 03/09/2024 15:15 | WG2243282 |
| 1,1,1,2-Tetrachloroethane | ND | | 0.00100 | 1 | 03/09/2024 15:15 | WG2243282 |
| 1,1,2,2-Tetrachloroethane | ND | | 0.00100 | 1 | 03/09/2024 15:15 | WG2243282 |
| 1,1,2-Trichlorotrifluoroethane | ND | | 0.00100 | 1 | 03/09/2024 15:15 | WG2243282 |
| Tetrachloroethene | ND | | 0.00100 | 1 | 03/09/2024 15:15 | WG2243282 |
| Toluene | ND | | 0.00100 | 1 | 03/09/2024 15:15 | WG2243282 |
| 1,2,4-Trichlorobenzene | ND | | 0.00100 | 1 | 03/09/2024 15:15 | WG2243282 |
| 1,1,1-Trichloroethane | ND | | 0.00100 | 1 | 03/09/2024 15:15 | WG2243282 |
| 1,1,2-Trichloroethane | ND | | 0.00100 | 1 | 03/09/2024 15:15 | WG2243282 |
| Trichloroethene | ND | | 0.00100 | 1 | 03/09/2024 15:15 | WG2243282 |
| Trichlorofluoromethane | ND | | 0.00500 | 1 | 03/09/2024 15:15 | WG2243282 |
| 1,2,3-Trichloropropane | ND | | 0.00250 | 1 | 03/09/2024 15:15 | WG2243282 |
| 1,2,4-Trimethylbenzene | ND | | 0.00100 | 1 | 03/09/2024 15:15 | WG2243282 |

## Volatile Organic Compounds (GC/MS) by Method 8260B

| Analyte | Result mg/l | Qualifier | RDL mg/l | Dilution | Analysis date / time | Batch |
|---|---|---|---|---|---|---|
| 1,3,5-Trimethylbenzene | ND | | 0.00100 | 1 | 03/09/2024 15:15 | WG2243282 |
| Vinyl acetate | ND | | 0.0100 | 1 | 03/09/2024 15:15 | WG2243282 |
| Vinyl chloride | ND | | 0.00100 | 1 | 03/09/2024 15:15 | WG2243282 |
| Xylenes, Total | ND | | 0.00300 | 1 | 03/09/2024 15:15 | WG2243282 |
| Di-isopropyl ether | ND | | 0.00100 | 1 | 03/09/2024 15:15 | WG2243282 |
| Ethanol | ND | | 0.100 | 1 | 03/09/2024 15:15 | WG2243282 |
| Ethyl tert-butyl ether | ND | | 0.00100 | 1 | 03/09/2024 15:15 | WG2243282 |
| Methyl tert-butyl ether | ND | | 0.00100 | 1 | 03/09/2024 15:15 | WG2243282 |
| tert-Butyl alcohol | ND | | 0.00500 | 1 | 03/09/2024 15:15 | WG2243282 |
| tert-Amyl Methyl Ether | ND | | 0.00100 | 1 | 03/09/2024 15:15 | WG2243282 |
| *(S) Toluene-d8* | *96.7* | | *80.0-120* | | *03/09/2024 15:15* | WG2243282 |
| *(S) 4-Bromofluorobenzene* | *92.2* | | *77.0-126* | | *03/09/2024 15:15* | WG2243282 |
| *(S) 1,2-Dichloroethane-d4* | *108* | | *70.0-130* | | *03/09/2024 15:15* | WG2243282 |

## Method Blank (MB)

(MB) R4044832-1 03/11/24 13:56

| Analyte | MB Result mg/l | MB Qualifier | MB MDL mg/l | MB RDL mg/l |
|---|---|---|---|---|
| Dissolved Solids | U | | 10.0 | 10.0 |

## Laboratory Control Sample (LCS)

(LCS) R4044832-2 03/11/24 13:56

| Analyte | Spike Amount mg/l | LCS Result mg/l | LCS Rec. % | Rec. Limits % | LCS Qualifier |
|---|---|---|---|---|---|
| Dissolved Solids | 8800 | 7140 | 81.1 | 85.0-115 | L2 |

## Method Blank (MB)

(MB) R4044851-1 03/11/24 13:20

| Analyte | MB Result mg/l | MB Qualifier | MB MDL mg/l | MB RDL mg/l |
|---|---|---|---|---|
| Dissolved Solids | U | | 10.0 | 10.0 |

## L1711894-04 Original Sample (OS) • Duplicate (DUP)

(OS) L1711894-04 03/11/24 13:20 • (DUP) R4044851-3 03/11/24 13:20

| Analyte | Original Result mg/l | DUP Result mg/l | Dilution | DUP RPD % | DUP Qualifier | DUP RPD Limits % |
|---|---|---|---|---|---|---|
| Dissolved Solids | 1230 | 1250 | 1 | 1.41 | | 10 |

## L1712180-01 Original Sample (OS) • Duplicate (DUP)

(OS) L1712180-01 03/11/24 13:20 • (DUP) R4044851-4 03/11/24 13:20

| Analyte | Original Result mg/l | DUP Result mg/l | Dilution | DUP RPD % | DUP Qualifier | DUP RPD Limits % |
|---|---|---|---|---|---|---|
| Dissolved Solids | 715 | 724 | 1 | 1.30 | | 10 |

## Laboratory Control Sample (LCS)

(LCS) R4044851-2 03/11/24 13:20

| Analyte | Spike Amount mg/l | LCS Result mg/l | LCS Rec. % | Rec. Limits % | LCS Qualifier |
|---|---|---|---|---|---|
| Dissolved Solids | 8800 | 8480 | 96.4 | 85.0-115 | |

## Method Blank (MB)

(MB) R4045235-1 03/06/24 17:12

| Analyte | MB Result mg/l | MB Qualifier | MB MDL mg/l | MB RDL mg/l |
|---|---|---|---|---|
| Nitrate | U | | 0.0480 | 0.100 |
| Nitrite | U | | 0.0420 | 0.100 |
| Sulfate | U | | 0.594 | 5.00 |

## L1711683-15 Original Sample (OS) • Duplicate (DUP)

(OS) L1711683-15 03/06/24 20:15 • (DUP) R4045235-3 03/06/24 20:29

| Analyte | Original Result mg/l | DUP Result mg/l | Dilution | DUP RPD % | DUP Qualifier | DUP RPD Limits % |
|---|---|---|---|---|---|---|
| Nitrate | 1.42 | 1.49 | 1 | 4.84 | | 15 |
| Nitrite | ND | ND | 1 | 0.000 | | 15 |
| Sulfate | ND | ND | 1 | 1.23 | | 15 |

## L1712241-12 Original Sample (OS) • Duplicate (DUP)

(OS) L1712241-12 03/07/24 03:56 • (DUP) R4045235-7 03/07/24 04:24

| Analyte | Original Result mg/l | DUP Result mg/l | Dilution | DUP RPD % | DUP Qualifier | DUP RPD Limits % |
|---|---|---|---|---|---|---|
| Nitrate | ND | ND | 1 | 0.000 | | 15 |
| Nitrite | ND | ND | 1 | 0.000 | | 15 |

## L1712241-12 Original Sample (OS) • Duplicate (DUP)

(OS) L1712241-12 03/07/24 04:10 • (DUP) R4045235-10 03/07/24 04:38

| Analyte | Original Result mg/l | DUP Result mg/l | Dilution | DUP RPD % | DUP Qualifier | DUP RPD Limits % |
|---|---|---|---|---|---|---|
| Sulfate | 219 | 226 | 10 | 3.21 | | 15 |

## L1712246-01 Original Sample (OS) • Duplicate (DUP)

(OS) L1712246-01 03/07/24 06:43 • (DUP) R4045235-13 03/07/24 06:57

| Analyte | Original Result mg/l | DUP Result mg/l | Dilution | DUP RPD % | DUP Qualifier | DUP RPD Limits % |
|---|---|---|---|---|---|---|
| Nitrate | ND | ND | 1 | 0.000 | | 15 |
| Nitrite | 0.338 | 0.311 | 1 | 8.28 | | 15 |
| Sulfate | 172 | 172 | 1 | 0.415 | | 15 |

## Laboratory Control Sample (LCS)

(LCS) R4045235-2 03/06/24 17:26

| Analyte | Spike Amount mg/l | LCS Result mg/l | LCS Rec. % | Rec. Limits % | LCS Qualifier |
|---|---|---|---|---|---|
| Nitrate | 8.00 | 7.74 | 96.8 | 80.0-120 | |
| Nitrite | 8.00 | 7.54 | 94.2 | 80.0-120 | |
| Sulfate | 40.0 | 39.1 | 97.7 | 80.0-120 | |

## L1711683-15 Original Sample (OS) • Matrix Spike (MS) • Matrix Spike Duplicate (MSD)

(OS) L1711683-15 03/06/24 20:15 • (MS) R4045235-4 03/06/24 20:43 • (MSD) R4045235-5 03/06/24 20:57

| Analyte | Spike Amount mg/l | Original Result mg/l | MS Result mg/l | MSD Result mg/l | MS Rec. % | MSD Rec. % | Dilution | Rec. Limits % | MS Qualifier | MSD Qualifier | RPD % | RPD Limits % |
|---|---|---|---|---|---|---|---|---|---|---|---|---|
| Nitrate | 8.00 | 1.42 | 9.23 | 9.28 | 97.6 | 98.2 | 1 | 80.0-120 | | | 0.557 | 15 |
| Nitrite | 8.00 | ND | 7.58 | 7.59 | 94.8 | 94.9 | 1 | 80.0-120 | | | 0.0791 | 15 |
| Sulfate | 40.0 | ND | 42.3 | 42.5 | 97.4 | 97.9 | 1 | 80.0-120 | | | 0.438 | 15 |

## L1712241-12 Original Sample (OS) • Matrix Spike (MS) • Matrix Spike Duplicate (MSD)

(OS) L1712241-12 03/07/24 03:56 • (MS) R4045235-11 03/07/24 04:52 • (MSD) R4045235-12 03/07/24 05:06

| Analyte | Spike Amount mg/l | Original Result mg/l | MS Result mg/l | MSD Result mg/l | MS Rec. % | MSD Rec. % | Dilution | Rec. Limits % | MS Qualifier | MSD Qualifier | RPD % | RPD Limits % |
|---|---|---|---|---|---|---|---|---|---|---|---|---|
| Nitrate | 8.00 | ND | 10.9 | 11.1 | 136 | 138 | 1 | 80.0-120 | M1 | M1 | 1.53 | 15 |
| Nitrite | 8.00 | ND | 9.51 | 9.54 | 119 | 119 | 1 | 80.0-120 | | | 0.277 | 15 |
| Sulfate | 40.0 | 231 | 220 | 218 | 0.000 | 0.000 | 1 | 80.0-120 | E1 M3 | E1 M3 | 0.651 | 15 |

Sample Narrative:

MS: spike failed due to sample matrix

MSD: spike failed due to sample matrix

## L1712246-01 Original Sample (OS) • Matrix Spike (MS) • Matrix Spike Duplicate (MSD)

(OS) L1712246-01 03/07/24 06:43 • (MS) R4045235-14 03/07/24 07:11 • (MSD) R4045235-15 03/07/24 07:25

| Analyte | Spike Amount mg/l | Original Result mg/l | MS Result mg/l | MSD Result mg/l | MS Rec. % | MSD Rec. % | Dilution | Rec. Limits % | MS Qualifier | MSD Qualifier | RPD % | RPD Limits % |
|---|---|---|---|---|---|---|---|---|---|---|---|---|
| Nitrate | 8.00 | ND | 10.1 | 10.3 | 126 | 129 | 1 | 80.0-120 | M1 | M1 | 2.30 | 15 |
| Nitrite | 8.00 | 0.338 | 8.00 | 8.07 | 95.8 | 96.6 | 1 | 80.0-120 | | | 0.839 | 15 |
| Sulfate | 40.0 | 172 | 173 | 173 | 1.35 | 0.679 | 1 | 80.0-120 | M3 | M3 | 0.155 | 15 |

Sample Narrative:

MS: spike failed due to sample matrix

MSD: spike failed due to sample matrix

## Method Blank (MB)

(MB) R4045473-1 03/06/24 16:08

| Analyte | MB Result mg/l | MB Qualifier | MB MDL mg/l | MB RDL mg/l |
|---|---|---|---|---|
| Nitrate | U | | 0.0480 | 0.100 |
| Nitrite | U | | 0.0420 | 0.100 |
| Sulfate | U | | 0.594 | 5.00 |

## L1712245-01 Original Sample (OS) • Duplicate (DUP)

(OS) L1712245-01 03/06/24 17:22 • (DUP) R4045473-5 03/06/24 18:46

| Analyte | Original Result mg/l | DUP Result mg/l | Dilution | DUP RPD % | DUP Qualifier | DUP RPD Limits % |
|---|---|---|---|---|---|---|
| Nitrate | 0.907 | 0.940 | 1 | 3.56 | | 15 |
| Nitrite | ND | ND | 1 | 1.79 | | 15 |

## L1712245-01 Original Sample (OS) • Duplicate (DUP)

(OS) L1712245-01 03/06/24 19:12 • (DUP) R4045473-11 03/06/24 19:24

| Analyte | Original Result mg/l | DUP Result mg/l | Dilution | DUP RPD % | DUP Qualifier | DUP RPD Limits % |
|---|---|---|---|---|---|---|
| Sulfate | 565 | 588 | 10 | 3.97 | | 15 |

## L1712269-01 Original Sample (OS) • Duplicate (DUP)

(OS) L1712269-01 03/07/24 00:14 • (DUP) R4045473-12 03/07/24 00:26

| Analyte | Original Result mg/l | DUP Result mg/l | Dilution | DUP RPD % | DUP Qualifier | DUP RPD Limits % |
|---|---|---|---|---|---|---|
| Nitrate | 0.157 | 0.175 | 1 | 10.6 | | 15 |
| Nitrite | 0.163 | 0.124 | 1 | 27.4 | R8 | 15 |
| Sulfate | 18.1 | 18.3 | 1 | 0.969 | | 15 |

## Laboratory Control Sample (LCS)

(LCS) R4045473-2 03/06/24 16:20

| Analyte | Spike Amount mg/l | LCS Result mg/l | LCS Rec. % | Rec. Limits % | LCS Qualifier |
|---|---|---|---|---|---|
| Nitrate | 8.00 | 8.02 | 100 | 80.0-120 | |
| Nitrite | 8.00 | 8.23 | 103 | 80.0-120 | |
| Sulfate | 40.0 | 40.5 | 101 | 80.0-120 | |

## L1712245-01 Original Sample (OS) • Matrix Spike (MS)

(OS) L1712245-01 03/06/24 17:22 • (MS) R4045473-10 03/06/24 18:59

| Analyte | Spike Amount mg/l | Original Result mg/l | MS Result mg/l | MS Rec. % | Dilution | Rec. Limits % | MS Qualifier |
|---|---|---|---|---|---|---|---|
| Nitrate | 8.00 | 0.907 | 9.03 | 102 | 1 | 80.0-120 | |
| Nitrite | 8.00 | ND | 8.35 | 103 | 1 | 80.0-120 | |

## L1712269-01 Original Sample (OS) • Matrix Spike (MS) • Matrix Spike Duplicate (MSD)

(OS) L1712269-01 03/07/24 00:14 • (MS) R4045473-13 03/07/24 00:39 • (MSD) R4045473-14 03/07/24 00:52

| Analyte | Spike Amount mg/l | Original Result mg/l | MS Result mg/l | MSD Result mg/l | MS Rec. % | MSD Rec. % | Dilution | Rec. Limits % | MS Qualifier | MSD Qualifier | RPD % | RPD Limits % |
|---|---|---|---|---|---|---|---|---|---|---|---|---|
| Nitrate | 8.00 | 0.157 | 7.76 | 8.17 | 95.1 | 100 | 1 | 80.0-120 | | | 5.05 | 15 |
| Nitrite | 8.00 | 0.163 | 8.35 | 8.44 | 102 | 103 | 1 | 80.0-120 | | | 1.09 | 15 |
| Sulfate | 40.0 | 18.1 | 55.3 | 55.4 | 92.8 | 93.1 | 1 | 80.0-120 | | | 0.216 | 15 |

## L1712359-01 Original Sample (OS) • Matrix Spike (MS) • Matrix Spike Duplicate (MSD)

(OS) L1712359-01 03/07/24 03:23 • (MS) R4045473-15 03/07/24 03:35 • (MSD) R4045473-16 03/07/24 03:48

| Analyte | Spike Amount mg/l | Original Result mg/l | MS Result mg/l | MSD Result mg/l | MS Rec. % | MSD Rec. % | Dilution | Rec. Limits % | MS Qualifier | MSD Qualifier | RPD % | RPD Limits % |
|---|---|---|---|---|---|---|---|---|---|---|---|---|
| Nitrate | 8.00 | 0.479 | 8.55 | 8.95 | 101 | 106 | 1 | 80.0-120 | | | 4.67 | 15 |
| Nitrite | 8.00 | ND | 8.40 | 8.32 | 104 | 103 | 1 | 80.0-120 | | | 0.933 | 15 |
| Sulfate | 40.0 | 418 | 374 | 375 | 0.000 | 0.000 | 1 | 80.0-120 | E1 M3 | E1 M3 | 0.109 | 15 |

Sample Narrative:

MS: SO4 spike failed due to sample matrix

MSD: SO4 spike failed due to sample matrix

## Method Blank (MB)

(MB) R4043653-1 03/09/24 15:45

| Analyte | MB Result mg/l | MB Qualifier | MB MDL mg/l | MB RDL mg/l |
|---|---|---|---|---|
| Iron | 0.0283 | E4 | 0.0180 | 0.100 |

## Laboratory Control Sample (LCS)

(LCS) R4043653-2 03/09/24 15:47

| Analyte | Spike Amount mg/l | LCS Result mg/l | LCS Rec. % | Rec. Limits % | LCS Qualifier |
|---|---|---|---|---|---|
| Iron | 10.0 | 10.1 | 101 | 80.0-120 | |

## L1712246-01 Original Sample (OS) • Matrix Spike (MS) • Matrix Spike Duplicate (MSD)

(OS) L1712246-01 03/09/24 15:48 • (MS) R4043653-4 03/09/24 15:52 • (MSD) R4043653-5 03/09/24 15:53

| Analyte | Spike Amount mg/l | Original Result mg/l | MS Result mg/l | MSD Result mg/l | MS Rec. % | MSD Rec. % | Dilution | Rec. Limits % | MS Qualifier | MSD Qualifier | RPD % | RPD Limits % |
|---|---|---|---|---|---|---|---|---|---|---|---|---|
| Iron | 10.0 | 0.112 | 7.79 | 8.50 | 76.8 | 83.9 | 1 | 75.0-125 | | | 8.67 | 20 |

## Method Blank (MB)

(MB) R4043534-2 03/09/24 10:00

| Analyte | MB Result mg/l | MB Qualifier | MB MDL mg/l | MB RDL mg/l |
|---|---|---|---|---|
| Methane | U | | 0.00291 | 0.0100 |
| Ethane | U | | 0.00407 | 0.0130 |
| Ethene | U | | 0.00426 | 0.0130 |

## L1712231-02 Original Sample (OS) • Duplicate (DUP)

(OS) L1712231-02 03/09/24 10:04 • (DUP) R4043534-3 03/09/24 11:55

| Analyte | Original Result mg/l | DUP Result mg/l | Dilution | DUP RPD % | DUP Qualifier | DUP RPD Limits % |
|---|---|---|---|---|---|---|
| Methane | ND | ND | 1 | 0.000 | | 20 |
| Ethane | ND | ND | 1 | 0.000 | | 20 |
| Ethene | ND | ND | 1 | 0.000 | | 20 |

## L1712246-02 Original Sample (OS) • Duplicate (DUP)

(OS) L1712246-02 03/09/24 12:14 • (DUP) R4043534-4 03/09/24 12:35

| Analyte | Original Result mg/l | DUP Result mg/l | Dilution | DUP RPD % | DUP Qualifier | DUP RPD Limits % |
|---|---|---|---|---|---|---|
| Methane | ND | ND | 1 | 0.000 | | 20 |
| Ethane | ND | ND | 1 | 0.000 | | 20 |
| Ethene | ND | ND | 1 | 0.000 | | 20 |

## Laboratory Control Sample (LCS) • Laboratory Control Sample Duplicate (LCSD)

(LCS) R4043534-1 03/09/24 09:57 • (LCSD) R4043534-9 03/09/24 13:00

| Analyte | Spike Amount mg/l | LCS Result mg/l | LCSD Result mg/l | LCS Rec. % | LCSD Rec. % | Rec. Limits % | LCS Qualifier | LCSD Qualifier | RPD % | RPD Limits % |
|---|---|---|---|---|---|---|---|---|---|---|
| Methane | 0.0678 | 0.0664 | 0.0698 | 97.9 | 103 | 85.0-115 | | | 4.99 | 20 |
| Ethane | 0.129 | 0.121 | 0.121 | 93.8 | 93.8 | 85.0-115 | | | 0.000 | 20 |
| Ethene | 0.127 | 0.121 | 0.121 | 95.3 | 95.3 | 85.0-115 | | | 0.000 | 20 |

## L1712241-12 Original Sample (OS) • Matrix Spike (MS) • Matrix Spike Duplicate (MSD)

(OS) L1712241-12 03/09/24 11:47 • (MS) R4043534-5 03/09/24 12:48 • (MSD) R4043534-6 03/09/24 12:51

| Analyte | Spike Amount mg/l | Original Result mg/l | MS Result mg/l | MSD Result mg/l | MS Rec. % | MSD Rec. % | Dilution | Rec. Limits % | MS Qualifier | MSD Qualifier | RPD % | RPD Limits % |
|---|---|---|---|---|---|---|---|---|---|---|---|---|
| Methane | 0.0678 | 0.0300 | 0.102 | 0.101 | 106 | 105 | 1 | 50.0-150 | | | 0.985 | 20 |
| Ethane | 0.129 | ND | 0.133 | 0.131 | 103 | 102 | 1 | 50.0-150 | | | 1.52 | 20 |
| Ethene | 0.127 | ND | 0.130 | 0.128 | 102 | 101 | 1 | 50.0-150 | | | 1.55 | 20 |

## L1712246-01 Original Sample (OS) • Matrix Spike (MS) • Matrix Spike Duplicate (MSD)

(OS) L1712246-01 03/09/24 12:11 • (MS) R4043534-7 03/09/24 12:54 • (MSD) R4043534-8 03/09/24 12:57

| Analyte | Spike Amount mg/l | Original Result mg/l | MS Result mg/l | MSD Result mg/l | MS Rec. % | MSD Rec. % | Dilution | Rec. Limits % | MS Qualifier | MSD Qualifier | RPD % | RPD Limits % |
|---|---|---|---|---|---|---|---|---|---|---|---|---|
| Methane | 0.0678 | 0.0170 | 0.0786 | 0.0755 | 90.9 | 86.3 | 1 | 50.0-150 | | | 4.02 | 20 |
| Ethane | 0.129 | ND | 0.132 | 0.123 | 102 | 95.3 | 1 | 50.0-150 | | | 7.06 | 20 |
| Ethene | 0.127 | ND | 0.135 | 0.121 | 106 | 95.3 | 1 | 50.0-150 | | | 10.9 | 20 |

## Method Blank (MB)

(MB) R4044154-3 03/09/24 10:47

| Analyte | MB Result mg/l | MB Qualifier | MB MDL mg/l | MB RDL mg/l |
|---|---|---|---|---|
| Acetone | U | | 0.0113 | 0.0500 |
| Acrylonitrile | U | | 0.000671 | 0.0100 |
| Benzene | U | | 0.0000941 | 0.00100 |
| Bromobenzene | U | | 0.000118 | 0.00100 |
| Bromochloromethane | U | | 0.000128 | 0.00100 |
| Bromodichloromethane | U | | 0.000136 | 0.00100 |
| Bromoform | U | | 0.000129 | 0.00100 |
| Bromomethane | U | | 0.000605 | 0.00500 |
| n-Butylbenzene | U | | 0.000157 | 0.00100 |
| sec-Butylbenzene | U | | 0.000125 | 0.00100 |
| tert-Butylbenzene | U | | 0.000127 | 0.00100 |
| Carbon tetrachloride | U | | 0.000128 | 0.00100 |
| Carbon disulfide | U | | 0.0000962 | 0.00100 |
| Chlorobenzene | U | | 0.000116 | 0.00100 |
| Chlorodibromomethane | U | | 0.000140 | 0.00100 |
| Chloroethane | U | | 0.000192 | 0.00500 |
| Chloroform | U | | 0.000111 | 0.00500 |
| Chloromethane | U | | 0.000960 | 0.00250 |
| 1,2-Dibromo-3-Chloropropane | U | | 0.000276 | 0.00500 |
| 1,2-Dibromoethane | U | | 0.000126 | 0.00100 |
| Dibromomethane | U | | 0.000122 | 0.00100 |
| 1,2-Dichlorobenzene | U | | 0.000107 | 0.00100 |
| 1,3-Dichlorobenzene | U | | 0.000110 | 0.00100 |
| 1,4-Dichlorobenzene | U | | 0.000120 | 0.00100 |
| trans-1,4-Dichloro-2-butene | U | | 0.000467 | 0.00250 |
| Dichlorodifluoromethane | U | | 0.000374 | 0.00500 |
| 1,1-Dichloroethane | U | | 0.000100 | 0.00100 |
| 1,2-Dichloroethane | U | | 0.0000819 | 0.00100 |
| 1,1-Dichloroethene | U | | 0.000188 | 0.00100 |
| cis-1,2-Dichloroethene | U | | 0.000126 | 0.00100 |
| trans-1,2-Dichloroethene | U | | 0.000149 | 0.00100 |
| 1,2-Dichloropropane | U | | 0.000149 | 0.00100 |
| cis-1,3-Dichloropropene | U | | 0.000111 | 0.00100 |
| trans-1,3-Dichloropropene | U | | 0.000118 | 0.00100 |
| Ethylbenzene | U | | 0.000137 | 0.00100 |
| Hexachloro-1,3-butadiene | U | | 0.000337 | 0.00100 |
| 2-Hexanone | U | | 0.000787 | 0.0100 |
| 2-Butanone (MEK) | U | | 0.00119 | 0.0100 |
| Iodomethane | U | | 0.00600 | 0.0100 |
| Methylene Chloride | U | | 0.000430 | 0.00500 |

## Method Blank (MB)

(MB) R4044154-3 03/09/24 10:47

| Analyte | MB Result mg/l | MB Qualifier | MB MDL mg/l | MB RDL mg/l |
|---|---|---|---|---|
| 4-Methyl-2-pentanone (MIBK) | U | | 0.000478 | 0.0100 |
| Naphthalene | U | | 0.00100 | 0.00500 |
| n-Propylbenzene | U | | 0.0000993 | 0.00100 |
| Styrene | U | | 0.000118 | 0.00100 |
| 1,1,1,2-Tetrachloroethane | U | | 0.000147 | 0.00100 |
| 1,1,2,2-Tetrachloroethane | U | | 0.000133 | 0.00100 |
| 1,1,2-Trichlorotrifluoroethane | U | | 0.000180 | 0.00100 |
| Tetrachloroethene | U | | 0.000300 | 0.00100 |
| Toluene | U | | 0.000278 | 0.00100 |
| 1,2,4-Trichlorobenzene | U | | 0.000481 | 0.00100 |
| 1,1,1-Trichloroethane | U | | 0.000149 | 0.00100 |
| 1,1,2-Trichloroethane | U | | 0.000158 | 0.00100 |
| Trichloroethene | U | | 0.000190 | 0.00100 |
| Trichlorofluoromethane | U | | 0.000160 | 0.00500 |
| 1,2,3-Trichloropropane | U | | 0.000237 | 0.00250 |
| 1,2,4-Trimethylbenzene | U | | 0.000322 | 0.00100 |
| 1,3,5-Trimethylbenzene | U | | 0.000104 | 0.00100 |
| Vinyl acetate | U | | 0.000692 | 0.0100 |
| Vinyl chloride | U | | 0.000234 | 0.00100 |
| Xylenes, Total | U | | 0.000174 | 0.00300 |
| Di-isopropyl ether | U | | 0.000105 | 0.00100 |
| Ethanol | U | | 0.0420 | 0.100 |
| Ethyl tert-butyl ether | U | | 0.000101 | 0.00100 |
| Methyl tert-butyl ether | U | | 0.000101 | 0.00100 |
| tert-Butyl alcohol | U | | 0.00406 | 0.00500 |
| tert-Amyl Methyl Ether | U | | 0.000195 | 0.00100 |
| *(S) Toluene-d8* | *99.7* | | | *80.0-120* |
| *(S) 4-Bromofluorobenzene* | *85.9* | | | *77.0-126* |
| *(S) 1,2-Dichloroethane-d4* | *93.4* | | | *70.0-130* |

## Laboratory Control Sample (LCS) • Laboratory Control Sample Duplicate (LCSD)

(LCS) R4044154-1 03/09/24 09:26 • (LCSD) R4044154-2 03/09/24 09:46

| Analyte | Spike Amount mg/l | LCS Result mg/l | LCSD Result mg/l | LCS Rec. % | LCSD Rec. % | Rec. Limits % | LCS Qualifier | LCSD Qualifier | RPD % | RPD Limits % |
|---|---|---|---|---|---|---|---|---|---|---|
| Acetone | 0.0250 | 0.0284 | 0.0264 | 114 | 106 | 19.0-160 | | | 7.30 | 27 |
| Acrylonitrile | 0.0250 | 0.0263 | 0.0214 | 105 | 85.6 | 55.0-149 | | R7 | 20.5 | 20 |
| Benzene | 0.00500 | 0.00458 | 0.00466 | 91.6 | 93.2 | 70.0-123 | | | 1.73 | 20 |
| Bromobenzene | 0.00500 | 0.00494 | 0.00503 | 98.8 | 101 | 73.0-121 | | | 1.81 | 20 |

## Laboratory Control Sample (LCS) • Laboratory Control Sample Duplicate (LCSD)

(LCS) R4044154-1 03/09/24 09:26 • (LCSD) R4044154-2 03/09/24 09:46

| Analyte | Spike Amount mg/l | LCS Result mg/l | LCSD Result mg/l | LCS Rec. % | LCSD Rec. % | Rec. Limits % | LCS Qualifier | LCSD Qualifier | RPD % | RPD Limits % |
|---|---|---|---|---|---|---|---|---|---|---|
| Bromochloromethane | 0.00500 | 0.00492 | 0.00513 | 98.4 | 103 | 76.0-122 | | | 4.18 | 20 |
| Bromodichloromethane | 0.00500 | 0.00518 | 0.00526 | 104 | 105 | 75.0-120 | | | 1.53 | 20 |
| Bromoform | 0.00500 | 0.00427 | 0.00395 | 85.4 | 79.0 | 68.0-132 | | | 7.79 | 20 |
| Bromomethane | 0.00500 | 0.00377 | 0.00402 | 75.4 | 80.4 | 10.0-160 | | | 6.42 | 25 |
| n-Butylbenzene | 0.00500 | 0.00492 | 0.00443 | 98.4 | 88.6 | 73.0-125 | | | 10.5 | 20 |
| sec-Butylbenzene | 0.00500 | 0.00466 | 0.00483 | 93.2 | 96.6 | 75.0-125 | | | 3.58 | 20 |
| tert-Butylbenzene | 0.00500 | 0.00443 | 0.00487 | 88.6 | 97.4 | 76.0-124 | | | 9.46 | 20 |
| Carbon tetrachloride | 0.00500 | 0.00506 | 0.00500 | 101 | 100 | 68.0-126 | | | 1.19 | 20 |
| Carbon disulfide | 0.00500 | 0.00428 | 0.00445 | 85.6 | 89.0 | 61.0-128 | | | 3.89 | 20 |
| Chlorobenzene | 0.00500 | 0.00462 | 0.00481 | 92.4 | 96.2 | 80.0-121 | | | 4.03 | 20 |
| Chlorodibromomethane | 0.00500 | 0.00477 | 0.00454 | 95.4 | 90.8 | 77.0-125 | | | 4.94 | 20 |
| Chloroethane | 0.00500 | 0.00552 | 0.00565 | 110 | 113 | 47.0-150 | | | 2.33 | 20 |
| Chloroform | 0.00500 | 0.00502 | 0.00511 | 100 | 102 | 73.0-120 | | | 1.78 | 20 |
| Chloromethane | 0.00500 | 0.00423 | 0.00461 | 84.6 | 92.2 | 41.0-142 | | | 8.60 | 20 |
| 1,2-Dibromo-3-Chloropropane | 0.00500 | 0.00514 | 0.00396 | 103 | 79.2 | 58.0-134 | | R7 | 25.9 | 20 |
| 1,2-Dibromoethane | 0.00500 | 0.00472 | 0.00477 | 94.4 | 95.4 | 80.0-122 | | | 1.05 | 20 |
| Dibromomethane | 0.00500 | 0.00528 | 0.00502 | 106 | 100 | 80.0-120 | | | 5.05 | 20 |
| 1,2-Dichlorobenzene | 0.00500 | 0.00477 | 0.00476 | 95.4 | 95.2 | 79.0-121 | | | 0.210 | 20 |
| 1,3-Dichlorobenzene | 0.00500 | 0.00490 | 0.00502 | 98.0 | 100 | 79.0-120 | | | 2.42 | 20 |
| 1,4-Dichlorobenzene | 0.00500 | 0.00487 | 0.00497 | 97.4 | 99.4 | 79.0-120 | | | 2.03 | 20 |
| trans-1,4-Dichloro-2-butene | 0.00500 | 0.00484 | 0.00443 | 96.8 | 88.6 | 33.0-144 | | | 8.85 | 20 |
| Dichlorodifluoromethane | 0.00500 | 0.00343 | 0.00347 | 68.6 | 69.4 | 51.0-149 | | | 1.16 | 20 |
| 1,1-Dichloroethane | 0.00500 | 0.00492 | 0.00518 | 98.4 | 104 | 70.0-126 | | | 5.15 | 20 |
| 1,2-Dichloroethane | 0.00500 | 0.00540 | 0.00527 | 108 | 105 | 70.0-128 | | | 2.44 | 20 |
| 1,1-Dichloroethene | 0.00500 | 0.00435 | 0.00468 | 87.0 | 93.6 | 71.0-124 | | | 7.31 | 20 |
| cis-1,2-Dichloroethene | 0.00500 | 0.00471 | 0.00506 | 94.2 | 101 | 73.0-120 | | | 7.16 | 20 |
| trans-1,2-Dichloroethene | 0.00500 | 0.00488 | 0.00483 | 97.6 | 96.6 | 73.0-120 | | | 1.03 | 20 |
| 1,2-Dichloropropane | 0.00500 | 0.00498 | 0.00522 | 99.6 | 104 | 77.0-125 | | | 4.71 | 20 |
| cis-1,3-Dichloropropene | 0.00500 | 0.00484 | 0.00495 | 96.8 | 99.0 | 80.0-123 | | | 2.25 | 20 |
| trans-1,3-Dichloropropene | 0.00500 | 0.00482 | 0.00490 | 96.4 | 98.0 | 78.0-124 | | | 1.65 | 20 |
| Ethylbenzene | 0.00500 | 0.00442 | 0.00474 | 88.4 | 94.8 | 79.0-123 | | | 6.99 | 20 |
| Hexachloro-1,3-butadiene | 0.00500 | 0.00476 | 0.00427 | 95.2 | 85.4 | 54.0-138 | | | 10.9 | 20 |
| 2-Hexanone | 0.0250 | 0.0214 | 0.0175 | 85.6 | 70.0 | 67.0-149 | | R7 | 20.1 | 20 |
| 2-Butanone (MEK) | 0.0250 | 0.0260 | 0.0226 | 104 | 90.4 | 44.0-160 | | | 14.0 | 20 |
| Iodomethane | 0.0250 | 0.0164 | 0.0192 | 65.6 | 76.8 | 33.0-147 | | | 15.7 | 26 |
| Methylene Chloride | 0.00500 | 0.00456 | 0.00492 | 91.2 | 98.4 | 67.0-120 | | | 7.59 | 20 |
| 4-Methyl-2-pentanone (MIBK) | 0.0250 | 0.0240 | 0.0216 | 96.0 | 86.4 | 68.0-142 | | | 10.5 | 20 |
| Naphthalene | 0.00500 | 0.00382 | 0.00342 | 76.4 | 68.4 | 54.0-135 | | | 11.0 | 20 |
| n-Propylbenzene | 0.00500 | 0.00481 | 0.00490 | 96.2 | 98.0 | 77.0-124 | | | 1.85 | 20 |
| Styrene | 0.00500 | 0.00442 | 0.00438 | 88.4 | 87.6 | 73.0-130 | | | 0.909 | 20 |

## Laboratory Control Sample (LCS) • Laboratory Control Sample Duplicate (LCSD)

(LCS) R4044154-1 03/09/24 09:26 • (LCSD) R4044154-2 03/09/24 09:46

| Analyte | Spike Amount mg/l | LCS Result mg/l | LCSD Result mg/l | LCS Rec. % | LCSD Rec. % | Rec. Limits % | LCS Qualifier | LCSD Qualifier | RPD % | RPD Limits % |
|---|---|---|---|---|---|---|---|---|---|---|
| 1,1,1,2-Tetrachloroethane | 0.00500 | 0.00469 | 0.00485 | 93.8 | 97.0 | 75.0-125 | | | 3.35 | 20 |
| 1,1,2,2-Tetrachloroethane | 0.00500 | 0.00566 | 0.00502 | 113 | 100 | 65.0-130 | | | 12.0 | 20 |
| 1,1,2-Trichlorotrifluoroethane | 0.00500 | 0.00470 | 0.00453 | 94.0 | 90.6 | 69.0-132 | | | 3.68 | 20 |
| Tetrachloroethene | 0.00500 | 0.00451 | 0.00449 | 90.2 | 89.8 | 72.0-132 | | | 0.444 | 20 |
| Toluene | 0.00500 | 0.00454 | 0.00478 | 90.8 | 95.6 | 79.0-120 | | | 5.15 | 20 |
| 1,2,4-Trichlorobenzene | 0.00500 | 0.00417 | 0.00387 | 83.4 | 77.4 | 57.0-137 | | | 7.46 | 20 |
| 1,1,1-Trichloroethane | 0.00500 | 0.00498 | 0.00498 | 99.6 | 99.6 | 73.0-124 | | | 0.000 | 20 |
| 1,1,2-Trichloroethane | 0.00500 | 0.00482 | 0.00467 | 96.4 | 93.4 | 80.0-120 | | | 3.16 | 20 |
| Trichloroethene | 0.00500 | 0.00485 | 0.00528 | 97.0 | 106 | 78.0-124 | | | 8.49 | 20 |
| Trichlorofluoromethane | 0.00500 | 0.00521 | 0.00488 | 104 | 97.6 | 59.0-147 | | | 6.54 | 20 |
| 1,2,3-Trichloropropane | 0.00500 | 0.00603 | 0.00524 | 121 | 105 | 73.0-130 | | | 14.0 | 20 |
| 1,2,4-Trimethylbenzene | 0.00500 | 0.00482 | 0.00493 | 96.4 | 98.6 | 76.0-121 | | | 2.26 | 20 |
| 1,3,5-Trimethylbenzene | 0.00500 | 0.00472 | 0.00484 | 94.4 | 96.8 | 76.0-122 | | | 2.51 | 20 |
| Vinyl acetate | 0.0250 | 0.0333 | 0.0303 | 133 | 121 | 11.0-160 | | | 9.43 | 20 |
| Vinyl chloride | 0.00500 | 0.00436 | 0.00442 | 87.2 | 88.4 | 67.0-131 | | | 1.37 | 20 |
| Xylenes, Total | 0.0150 | 0.0133 | 0.0142 | 88.7 | 94.7 | 79.0-123 | | | 6.55 | 20 |
| Di-isopropyl ether | 0.00500 | 0.00489 | 0.00500 | 97.8 | 100 | 58.0-138 | | | 2.22 | 20 |
| Ethanol | 0.250 | 0.244 | 0.195 | 97.6 | 78.0 | 10.0-160 | | | 22.3 | 30 |
| Ethyl tert-butyl ether | 0.00500 | 0.00482 | 0.00488 | 96.4 | 97.6 | 63.0-138 | | | 1.24 | 20 |
| Methyl tert-butyl ether | 0.00500 | 0.00476 | 0.00451 | 95.2 | 90.2 | 68.0-125 | | | 5.39 | 20 |
| tert-Butyl alcohol | 0.0250 | 0.0236 | 0.0223 | 94.4 | 89.2 | 27.0-160 | | | 5.66 | 30 |
| tert-Amyl Methyl Ether | 0.00500 | 0.00468 | 0.00459 | 93.6 | 91.8 | 66.0-125 | | | 1.94 | 20 |
| *(S) Toluene-d8* | | | | *93.1* | *96.8* | *80.0-120* | | | | |
| *(S) 4-Bromofluorobenzene* | | | | *93.2* | *90.5* | *77.0-126* | | | | |
| *(S) 1,2-Dichloroethane-d4* | | | | *110* | *105* | *70.0-130* | | | | |

## L1712246-01 Original Sample (OS) • Matrix Spike (MS) • Matrix Spike Duplicate (MSD)

(OS) L1712246-01 03/09/24 15:56 • (MS) R4044154-4 03/09/24 21:46 • (MSD) R4044154-5 03/09/24 22:06

| Analyte | Spike Amount mg/l | Original Result mg/l | MS Result mg/l | MSD Result mg/l | MS Rec. % | MSD Rec. % | Dilution | Rec. Limits % | MS Qualifier | MSD Qualifier | RPD % | RPD Limits % |
|---|---|---|---|---|---|---|---|---|---|---|---|---|
| Acetone | 0.0250 | ND | ND | ND | 103 | 70.8 | 1 | 10.0-160 | | R5 | 37.2 | 35 |
| Acrylonitrile | 0.0250 | ND | 0.0291 | 0.0189 | 116 | 75.6 | 1 | 21.0-160 | | R5 | 42.5 | 32 |
| Benzene | 0.00500 | ND | 0.00410 | 0.00579 | 82.0 | 116 | 1 | 17.0-158 | | R5 | 34.2 | 27 |
| Bromobenzene | 0.00500 | ND | 0.00440 | 0.00594 | 88.0 | 119 | 1 | 30.0-149 | | R5 | 29.8 | 28 |
| Bromochloromethane | 0.00500 | ND | 0.00487 | 0.00535 | 97.4 | 107 | 1 | 38.0-142 | | | 9.39 | 26 |
| Bromodichloromethane | 0.00500 | ND | 0.00498 | 0.00579 | 99.6 | 116 | 1 | 31.0-150 | | | 15.0 | 27 |
| Bromoform | 0.00500 | ND | 0.00444 | 0.00384 | 88.8 | 76.8 | 1 | 29.0-150 | | | 14.5 | 29 |
| Bromomethane | 0.00500 | ND | ND | ND | 58.6 | 73.2 | 1 | 10.0-160 | | | 22.2 | 38 |

## L1712246-01 Original Sample (OS) • Matrix Spike (MS) • Matrix Spike Duplicate (MSD)

(OS) L1712246-01 03/09/24 15:56 • (MS) R4044154-4 03/09/24 21:46 • (MSD) R4044154-5 03/09/24 22:06

| Analyte | Spike Amount mg/l | Original Result mg/l | MS Result mg/l | MSD Result mg/l | MS Rec. % | MSD Rec. % | Dilution | Rec. Limits % | MS Qualifier | MSD Qualifier | RPD % | RPD Limits % |
|---|---|---|---|---|---|---|---|---|---|---|---|---|
| n-Butylbenzene | 0.00500 | ND | 0.00424 | 0.00571 | 84.8 | 114 | 1 | 31.0-150 | | | 29.5 | 30 |
| sec-Butylbenzene | 0.00500 | ND | 0.00422 | 0.00616 | 84.4 | 123 | 1 | 33.0-155 | | R5 | 37.4 | 29 |
| tert-Butylbenzene | 0.00500 | ND | 0.00401 | 0.00603 | 80.2 | 121 | 1 | 34.0-153 | | R5 | 40.2 | 28 |
| Carbon tetrachloride | 0.00500 | ND | 0.00414 | 0.00608 | 82.8 | 122 | 1 | 23.0-159 | | R5 | 38.0 | 28 |
| Carbon disulfide | 0.00500 | ND | 0.00273 | 0.00415 | 54.6 | 83.0 | 1 | 10.0-156 | | R5 | 41.3 | 28 |
| Chlorobenzene | 0.00500 | ND | 0.00413 | 0.00572 | 82.6 | 114 | 1 | 33.0-152 | | R5 | 32.3 | 27 |
| Chlorodibromomethane | 0.00500 | ND | 0.00469 | 0.00468 | 93.8 | 93.6 | 1 | 37.0-149 | | | 0.213 | 27 |
| Chloroethane | 0.00500 | ND | ND | 0.00579 | 82.2 | 116 | 1 | 10.0-160 | | R5 | 33.9 | 30 |
| Chloroform | 0.00500 | ND | ND | 0.00599 | 88.6 | 120 | 1 | 29.0-154 | | R5 | 29.9 | 28 |
| Chloromethane | 0.00500 | ND | 0.00317 | 0.00500 | 63.4 | 100 | 1 | 10.0-160 | | R5 | 44.8 | 29 |
| 1,2-Dibromo-3-Chloropropane | 0.00500 | ND | 0.00506 | ND | 101 | 74.2 | 1 | 22.0-151 | | | 30.8 | 34 |
| 1,2-Dibromoethane | 0.00500 | ND | 0.00462 | 0.00450 | 92.4 | 90.0 | 1 | 34.0-147 | | | 2.63 | 27 |
| Dibromomethane | 0.00500 | ND | 0.00532 | 0.00484 | 106 | 96.8 | 1 | 30.0-151 | | | 9.45 | 27 |
| 1,2-Dichlorobenzene | 0.00500 | ND | 0.00454 | 0.00521 | 90.8 | 104 | 1 | 34.0-149 | | | 13.7 | 28 |
| 1,3-Dichlorobenzene | 0.00500 | ND | 0.00460 | 0.00566 | 92.0 | 113 | 1 | 36.0-146 | | | 20.7 | 27 |
| 1,4-Dichlorobenzene | 0.00500 | ND | 0.00448 | 0.00571 | 89.6 | 114 | 1 | 35.0-142 | | | 24.1 | 27 |
| trans-1,4-Dichloro-2-butene | 0.00500 | ND | 0.00475 | 0.00364 | 95.0 | 72.8 | 1 | 10.0-157 | | | 26.5 | 37 |
| Dichlorodifluoromethane | 0.00500 | ND | ND | ND | 47.6 | 70.8 | 1 | 10.0-160 | | R5 | 39.2 | 29 |
| 1,1-Dichloroethane | 0.00500 | ND | 0.00441 | 0.00626 | 88.2 | 125 | 1 | 25.0-158 | | R5 | 34.7 | 27 |
| 1,2-Dichloroethane | 0.00500 | ND | 0.00498 | 0.00530 | 99.6 | 106 | 1 | 29.0-151 | | | 6.23 | 27 |
| 1,1-Dichloroethene | 0.00500 | ND | 0.00362 | 0.00542 | 72.4 | 108 | 1 | 11.0-160 | | R5 | 39.8 | 29 |
| cis-1,2-Dichloroethene | 0.00500 | ND | 0.00421 | 0.00594 | 84.2 | 119 | 1 | 10.0-160 | | R5 | 34.1 | 27 |
| trans-1,2-Dichloroethene | 0.00500 | ND | 0.00374 | 0.00533 | 74.8 | 107 | 1 | 17.0-153 | | R5 | 35.1 | 27 |
| 1,2-Dichloropropane | 0.00500 | ND | 0.00452 | 0.00574 | 90.4 | 115 | 1 | 30.0-156 | | | 23.8 | 27 |
| cis-1,3-Dichloropropene | 0.00500 | ND | 0.00417 | 0.00510 | 83.4 | 102 | 1 | 34.0-149 | | | 20.1 | 28 |
| trans-1,3-Dichloropropene | 0.00500 | ND | 0.00432 | 0.00456 | 86.4 | 91.2 | 1 | 32.0-149 | | | 5.41 | 28 |
| Ethylbenzene | 0.00500 | ND | 0.00396 | 0.00558 | 79.2 | 112 | 1 | 30.0-155 | | R5 | 34.0 | 27 |
| Hexachloro-1,3-butadiene | 0.00500 | ND | 0.00426 | 0.00527 | 85.2 | 105 | 1 | 20.0-154 | | | 21.2 | 34 |
| 2-Hexanone | 0.0250 | ND | 0.0207 | 0.0147 | 82.8 | 58.8 | 1 | 21.0-160 | | R5 | 33.9 | 29 |
| 2-Butanone (MEK) | 0.0250 | ND | 0.0275 | 0.0170 | 110 | 68.0 | 1 | 10.0-160 | | R5 | 47.2 | 32 |
| Iodomethane | 0.0250 | ND | 0.0117 | 0.0233 | 46.8 | 93.2 | 1 | 10.0-160 | | R5 | 66.3 | 40 |
| Methylene Chloride | 0.00500 | ND | ND | 0.00503 | 83.4 | 101 | 1 | 23.0-144 | | | 18.7 | 28 |
| 4-Methyl-2-pentanone (MIBK) | 0.0250 | ND | 0.0254 | 0.0185 | 102 | 74.0 | 1 | 29.0-160 | | R5 | 31.4 | 29 |
| Naphthalene | 0.00500 | ND | ND | ND | 82.4 | 39.0 | 1 | 12.0-156 | | R5 | 71.5 | 35 |
| n-Propylbenzene | 0.00500 | ND | 0.00417 | 0.00611 | 83.4 | 122 | 1 | 31.0-154 | | R5 | 37.7 | 28 |
| Styrene | 0.00500 | ND | 0.00406 | 0.00497 | 81.2 | 99.4 | 1 | 33.0-155 | | | 20.2 | 28 |
| 1,1,1,2-Tetrachloroethane | 0.00500 | ND | 0.00445 | 0.00564 | 89.0 | 113 | 1 | 36.0-151 | | | 23.6 | 29 |
| 1,1,2,2-Tetrachloroethane | 0.00500 | ND | 0.00579 | 0.00504 | 116 | 101 | 1 | 33.0-150 | | | 13.9 | 28 |
| 1,1,2-Trichlorotrifluoroethane | 0.00500 | ND | 0.00396 | 0.00555 | 79.2 | 111 | 1 | 23.0-160 | | R5 | 33.4 | 30 |
| Tetrachloroethene | 0.00500 | ND | 0.00416 | 0.00591 | 83.2 | 118 | 1 | 10.0-160 | | R5 | 34.8 | 27 |

## L1712246-01 Original Sample (OS) • Matrix Spike (MS) • Matrix Spike Duplicate (MSD)

(OS) L1712246-01 03/09/24 15:56 • (MS) R4044154-4 03/09/24 21:46 • (MSD) R4044154-5 03/09/24 22:06

| Analyte | Spike Amount mg/l | Original Result mg/l | MS Result mg/l | MSD Result mg/l | MS Rec. % | MSD Rec. % | Dilution | Rec. Limits % | MS Qualifier | MSD Qualifier | RPD % | RPD Limits % |
|---|---|---|---|---|---|---|---|---|---|---|---|---|
| Toluene | 0.00500 | ND | 0.00371 | 0.00546 | 74.2 | 109 | 1 | 26.0-154 | | R5 | 38.2 | 28 |
| 1,2,4-Trichlorobenzene | 0.00500 | ND | 0.00404 | 0.00283 | 80.8 | 56.6 | 1 | 24.0-150 | | R5 | 35.2 | 33 |
| 1,1,1-Trichloroethane | 0.00500 | ND | 0.00418 | 0.00623 | 83.6 | 125 | 1 | 23.0-160 | | R5 | 39.4 | 28 |
| 1,1,2-Trichloroethane | 0.00500 | ND | 0.00474 | 0.00456 | 94.8 | 91.2 | 1 | 35.0-147 | | | 3.87 | 27 |
| Trichloroethene | 0.00500 | ND | 0.00402 | 0.00603 | 80.4 | 121 | 1 | 10.0-160 | | R5 | 40.0 | 25 |
| Trichlorofluoromethane | 0.00500 | ND | ND | 0.00589 | 81.6 | 118 | 1 | 17.0-160 | | R5 | 36.3 | 31 |
| 1,2,3-Trichloropropane | 0.00500 | ND | 0.00632 | 0.00522 | 126 | 104 | 1 | 34.0-151 | | | 19.1 | 29 |
| 1,2,4-Trimethylbenzene | 0.00500 | ND | 0.00403 | 0.00614 | 80.6 | 123 | 1 | 26.0-154 | | R5 | 41.5 | 27 |
| 1,3,5-Trimethylbenzene | 0.00500 | ND | 0.00407 | 0.00609 | 81.4 | 122 | 1 | 28.0-153 | | R5 | 39.8 | 27 |
| Vinyl acetate | 0.0250 | ND | 0.0351 | 0.0297 | 140 | 119 | 1 | 12.0-160 | | | 16.7 | 31 |
| Vinyl chloride | 0.00500 | ND | 0.00321 | 0.00512 | 64.2 | 102 | 1 | 10.0-160 | | R5 | 45.9 | 27 |
| Xylenes, Total | 0.0150 | ND | 0.0118 | 0.0161 | 78.7 | 107 | 1 | 29.0-154 | | R5 | 30.8 | 28 |
| Di-isopropyl ether | 0.00500 | ND | 0.00461 | 0.00556 | 92.2 | 111 | 1 | 21.0-160 | | | 18.7 | 28 |
| Ethanol | 0.250 | ND | 0.253 | 0.166 | 101 | 66.4 | 1 | 50.0-150 | | R5 | 41.5 | 20 |
| Ethyl tert-butyl ether | 0.00500 | ND | 0.00478 | 0.00513 | 95.6 | 103 | 1 | 10.0-160 | | | 7.06 | 37 |
| Methyl tert-butyl ether | 0.00500 | 0.00206 | 0.00717 | 0.00634 | 102 | 85.6 | 1 | 28.0-150 | | | 12.3 | 29 |
| tert-Butyl alcohol | 0.0250 | 0.00740 | 0.0342 | 0.0202 | 107 | 51.2 | 1 | 50.0-150 | | R5 | 51.5 | 20 |
| tert-Amyl Methyl Ether | 0.00500 | ND | 0.00515 | 0.00507 | 103 | 101 | 1 | 10.0-160 | | | 1.57 | 37 |
| *(S) Toluene-d8* | | | | | *93.3* | *97.5* | | *80.0-120* | | | | |
| *(S) 4-Bromofluorobenzene* | | | | | *92.0* | *89.3* | | *77.0-126* | | | | |
| *(S) 1,2-Dichloroethane-d4* | | | | | *111* | *93.5* | | *70.0-130* | | | | |

# INTERNAL STANDARD SUMMARY

## Instrument: VOCMS36 • File ID: 0309_02

03/09/24 09:26

| Sample ID | File ID | 8260-FLUOROBENZENE Response | 8260-CHLOROBENZENE-D5 Response | 8260-1,4-DICHLOROBENZENE-D4 Response |
|---|---|---|---|---|
| Standard | 0309_02 | 556455 | 266587 | 210503 |
| Upper Limit | | 1112910 | 533174 | 421006 |
| Lower Limit | | 278228 | 133294 | 105252 |
| LCS R4044154-1 WG2243282 1x | 0309_02LCS | 556455 | 266587 | 210503 |
| LCSD R4044154-2 WG2243282 1x | 0309_03 | 534369 | 252548 | 200816 |
| BLANK R4044154-3 WG2243282 1x | 0309_06 | 451445 | 208785 | 147358 |
| L1712246-07 WG2243282 1x | 0309_07 | 527293 | 244438 | 186275 |
| L1712246-08 WG2243282 1x | 0309_08 | 535466 | 249992 | 188191 |
| L1712246-01 WG2243282 1x | 0309_10 | 509042 | 237396 | 180801 |
| L1712246-02 WG2243282 1x | 0309_11 | 497444 | 230858 | 181466 |
| L1712246-03 WG2243282 1x | 0309_12 | 488535 | 226697 | 172173 |
| L1712246-04 WG2243282 1x | 0309_13 | 497437 | 234910 | 173599 |
| L1712246-05 WG2243282 1x | 0309_14 | 435348 | 199184 | 134950 |
| L1712246-06 WG2243282 5x | 0309_26 | 495226 | 234420 | 179827 |
| MS R4044154-4 WG2243282 1x | 0309_27 | 509517 | 247572 | 194241 |
| MSD R4044154-5 WG2243282 1x | 0309_28 | 481700 | 225148 | 167865 |

# GLOSSARY OF TERMS

## Guide to Reading and Understanding Your Laboratory Report

The information below is designed to better explain the various terms used in your report of analytical results from the Laboratory. This is not intended as a comprehensive explanation, and if you have additional questions please contact your project representative.

Results Disclaimer - Information that may be provided by the customer, and contained within this report, include Permit Limits, Project Name, Sample ID, Sample Matrix, Sample Preservation, Field Blanks, Field Spikes, Field Duplicates, On-Site Data, Sampling Collection Dates/Times, and Sampling Location. Results relate to the accuracy of this information provided, and as the samples are received.

## Abbreviations and Definitions

| | |
|---|---|
| MDL | Method Detection Limit. |
| ND | Not detected at the Reporting Limit (or MDL where applicable). |
| RDL | Reported Detection Limit. |
| Rec. | Recovery. |
| RPD | Relative Percent Difference. |
| SDG | Sample Delivery Group. |
| (S) | Surrogate (Surrogate Standard) - Analytes added to every blank, sample, Laboratory Control Sample/Duplicate and Matrix Spike/Duplicate; used to evaluate analytical efficiency by measuring recovery. Surrogates are not expected to be detected in all environmental media. |
| U | Not detected at the Reporting Limit (or MDL where applicable). |
| Analyte | The name of the particular compound or analysis performed. Some Analyses and Methods will have multiple analytes reported. |
| Dilution | If the sample matrix contains an interfering material, the sample preparation volume or weight values differ from the standard, or if concentrations of analytes in the sample are higher than the highest limit of concentration that the laboratory can accurately report, the sample may be diluted for analysis. If a value different than 1 is used in this field, the result reported has already been corrected for this factor. |
| Limits | These are the target % recovery ranges or % difference value that the laboratory has historically determined as normal for the method and analyte being reported. Successful QC Sample analysis will target all analytes recovered or duplicated within these ranges. |
| Original Sample | The non-spiked sample in the prep batch used to determine the Relative Percent Difference (RPD) from a quality control sample. The Original Sample may not be included within the reported SDG. |
| Qualifier | This column provides a letter and/or number designation that corresponds to additional information concerning the result reported. If a Qualifier is present, a definition per Qualifier is provided within the Glossary and Definitions page and potentially a discussion of possible implications of the Qualifier in the Case Narrative if applicable. |
| Result | The actual analytical final result (corrected for any sample specific characteristics) reported for your sample. If there was no measurable result returned for a specific analyte, the result in this column may state “ND” (Not Detected) or “BDL” (Below Detectable Levels). The information in the results column should always be accompanied by either an MDL (Method Detection Limit) or RDL (Reporting Detection Limit) that defines the lowest value that the laboratory could detect or report for this analyte. |
| Uncertainty (Radiochemistry) | Confidence level of 2 sigma. |
| Case Narrative (Cn) | A brief discussion about the included sample results, including a discussion of any non-conformances to protocol observed either at sample receipt by the laboratory from the field or during the analytical process. If present, there will be a section in the Case Narrative to discuss the meaning of any data qualifiers used in the report. |
| Quality Control Summary (Qc) | This section of the report includes the results of the laboratory quality control analyses required by procedure or analytical methods to assist in evaluating the validity of the results reported for your samples. These analyses are not being performed on your samples typically, but on laboratory generated material. |
| Sample Chain of Custody (Sc) | This is the document created in the field when your samples were initially collected. This is used to verify the time and date of collection, the person collecting the samples, and the analyses that the laboratory is requested to perform. This chain of custody also documents all persons (excluding commercial shippers) that have had control or possession of the samples from the time of collection until delivery to the laboratory for analysis. |
| Sample Results (Sr) | This section of your report will provide the results of all testing performed on your samples. These results are provided by sample ID and are separated by the analyses performed on each sample. The header line of each analysis section for each sample will provide the name and method number for the analysis reported. |
| Sample Summary (Ss) | This section of the Analytical Report defines the specific analyses performed for each sample ID, including the dates and times of preparation and/or analysis. |

| Qualifier | Description |
|---|---|
| B1 | Target analyte detected in method blank at or above the method reporting limit. |
| E1 | Concentration estimated. Analyte exceeded calibration range. Reanalysis not possible due to insufficient sample. |
| E4 | Concentration estimated. Analyte was detected below laboratory minimum reporting level (MRL) but above MDL. |
| L2 | The associated blank spike recovery was below laboratory acceptance limits. |
| M1 | Matrix spike recovery was high, the method control sample recovery was acceptable. |
| M3 | The spike recovery value is unusable since the analyte concentration in the sample is disproportionate to the spike level. The associated blank spike recovery was acceptable. |
| R5 | MS/MSD RPD exceeded the laboratory acceptance limit. Recovery met acceptance criteria. |
| R7 | LFB/LFBD RPD exceeded the laboratory acceptance limit. Recovery met acceptance criteria. |
| R8 | Sample RPD exceeded the method acceptance limit. |

## Pace Analytical National 12065 Lebanon Rd Mount Juliet, TN 37122

| | | | |
|---|---|---|---|
| Alabama | 40660 | Nebraska | NE-OS-15-05 |
| Alaska | 17-026 | Nevada | TN000032021-1 |
| Arizona | AZ0612 | New Hampshire | 2975 |
| Arkansas | 88-0469 | New Jersey–NELAP | TN002 |
| California | 2932 | New Mexico [1] | TN00003 |
| Colorado | TN00003 | New York | 11742 |
| Connecticut | PH-0197 | North Carolina | Env375 |
| Florida | E87487 | North Carolina [1] | DW21704 |
| Georgia | NELAP | North Carolina [3] | 41 |
| Georgia [1] | 923 | North Dakota | R-140 |
| Idaho | TN00003 | Ohio–VAP | CL0069 |
| Illinois | 200008 | Oklahoma | 9915 |
| Indiana | C-TN-01 | Oregon | TN200002 |
| Iowa | 364 | Pennsylvania | 68-02979 |
| Kansas | E-10277 | Rhode Island | LAO000356 |
| Kentucky [1 6] | KY90010 | South Carolina | 84004002 |
| Kentucky [2] | 16 | South Dakota | n/a |
| Louisiana | AI30792 | Tennessee [1 4] | 2006 |
| Louisiana | LA018 | Texas | T104704245-20-18 |
| Maine | TN00003 | Texas [5] | LAB0152 |
| Maryland | 324 | Utah | TN000032021-11 |
| Massachusetts | M-TN003 | Vermont | VT2006 |
| Michigan | 9958 | Virginia | 110033 |
| Minnesota | 047-999-395 | Washington | C847 |
| Mississippi | TN00003 | West Virginia | 233 |
| Missouri | 340 | Wisconsin | 998093910 |
| Montana | CERT0086 | Wyoming | A2LA |
| A2LA – ISO 17025 | 1461.01 | AIHA-LAP,LLC EMLAP | 100789 |
| A2LA – ISO 17025 [5] | 1461.02 | DOD | 1461.01 |
| Canada | 1461.01 | USDA | P330-15-00234 |
| EPA–Crypto | TN00003 | | |

[1] Drinking Water [2] Underground Storage Tanks [3] Aquatic Toxicity [4] Chemical/Microbiological [5] Mold [6] Wastewater n/a Accreditation not applicable

* Not all certifications held by the laboratory are applicable to the results reported in the attached report.

* Accreditation is only applicable to the test methods specified on each scope of accreditation held by Pace Analytical.

Company Name/Address:
**Kinder Morgan - Rocklin, CA-AZ Work**

**410 N.44th Street**
**Suite 1000**
**Phoenix. AZ 85008**

Billing Information:
**Accounts Payable- Alan Van Antwerp**
**9950 SAN DIEGO MISSION RD.**
**SAN DIEGO, CA 92108**

Pres Chk

Report to:
**Bob Forsberg**

Email To: **bob.forsberg@arcadis-us.com;sascha.arnold@arcadis.com**

Project Description:
**KMEP Silvercroft Wash**

City/State Collected: TUCSON/AZ

Please Circle: PT (MT) CT ET

Phone: **602-438-0883**

Client Project #
~~30179444.01~~ 30207116

Lab Project #
**KINARCPAZ-SILVERCROF**

Collected by (print):
MS/SXA

Site/Facility ID #
**SILVERCROFT WASH**

P.O. #
**WD1046679**

Collected by (signature):

Immediately Packed on Ice N ___ Y X

***Rush?*** (Lab MUST Be Notified)
___ Same Day ___ Five Day
___ Next Day ___ 5 Day (Rad Only)
___ Two Day ___ 10 Day (Rad Only)
___ Three Day

Quote #

Date Results Needed: STDTAT

No. of Cntrs

Analysis / Container / Preservative

| Sample ID | Comp/Grab | Matrix * | Depth | Date | Time | No. of Cntrs | *NO2,NO3,SO4 125mlHDPE-NoPres | EEM RSK175 40mlAmb HCl | HOLD - NO2+NO3 250mlHDPE-H2SO4 | TDS 1L-HDPE NoPres | Total Fe 6010 250mlHDPE-HNO3 | VOCs+OXYs 8260 40mlAmb-HCl | Remarks | Sample # (lab only) |
|---|---|---|---|---|---|---|---|---|---|---|---|---|---|---|
| MW-19 | GRAB | GW | 152' | 3-5-2024 | 0900 | 18 | X | X | X | X | X | X | RUN MS/MSD | -01 |
| MW-17 | | GW | 153' | | 0945 | 9 | X | X | X | X | X | X | | -02 |
| MW-17 DUP | | GW | 153' | | 0955 | 9 | X | X | X | X | X | X | | -03 |
| MW-16 | | GW | 158' | | 1105 | 9 | X | X | X | X | X | X | | -04 |
| MW-27 | | GW | 170' | | 1201 | 9 | X | X | X | X | X | X | | -05 |
| MW-26 | | GW | 156' | | 1345 | 9 | X | X | X | X | X | X | | -06 |
| | | GW | | | | | | | | | | | | |
| | | GW | | | | | | | | | | | | |
| EB-2 | — | ~~GW~~ | — | 3-5-2024 | 0915 | 3 | | | | | | X | | -07 |
| TRIP BLANK | — | ~~GW~~ | — | 3-5-2024 | — | 2 | | | | | | X | | -08 |

Chain of Custody Page 1 of 1

Pace
PEOPLE ADVANCING SCIENCE

**MT JULIET, TN**

12065 Lebanon Rd Mount Juliet, TN 37122
Submitting a sample via this chain of custody constitutes acknowledgment and acceptance of the Pace Terms and Conditions found at: https://info.pacelabs.com/hubfs/pas-standard-terms.pdf

L1712246

G083

Acctnum: **KINARCPAZ**
Template: **T190237**
Prelogin: **P1053889**
PM: **110 - Brian Ford**
PB:
Shipped Via:

* Matrix:
**SS** - Soil **AIR** - Air **F** - Filter
**GW** - Groundwater **B** - Bioassay
**WW** - WasteWater
**DW** - Drinking Water
**OT** - Other_____

**Remarks:*NO2,NO3 have a 48 hour holding time.**

"SHIP VIA FEDEX"

pH _____ Temp _____
Flow _____ Other _____

Samples returned via:
__ UPS __ FedEx __ Courier _____

Tracking # 6727 1916 1637

Sample Receipt Checklist
COC Seal Present/Intact: NP Y N
COC Signed/Accurate: Y N
Bottles arrive intact: Y N
Correct bottles used: Y N
Sufficient volume sent: Y N
If Applicable
VOA Zero Headspace: Y N
Preservation Correct/Checked: Y N
RAD Screen <0.5 mR/hr: Y N

| Relinquished by : (Signature) | Date: | Time: | Received by: (Signature) |
|---|---|---|---|
| | 03-05-2024 | 1520 | SHIP-N-MAIL |
| Relinquished by : (Signature) | Date: | Time: | Received by: (Signature) |
| Relinquished by : (Signature) | Date: | Time: | Received for lab by: (Signature) |

Trip Blank Received: Yes / No
HCl / MeoH
TBR
2

Temp: MSA 4.6+0=4.6 °C Bottles Received: 66

Date: 3-6-24 Time: 900

PH-10BDH5021 TRC-2362362
CR6-20221V

Hold:

Condition: NCF / OK

# ANALYTICAL REPORT

March 11, 2024



## Kinder Morgan - Rocklin, CA-AZ Work

| | |
|---|---|
| Sample Delivery Group: | L1710713 |
| Samples Received: | 03/01/2024 |
| Project Number: | 30179444.01 |
| Description: | KMEP Silvercroft Wash |
| Site: | SILVERCROFT WASH |
| Report To: | Bob Forsberg<br>410 N.44th Street<br>Suite 1000<br>Phoenix, AZ 85008 |

Entire Report Reviewed By:

Shane Gambill
Project Manager

Results relate only to the items tested or calibrated and are reported as rounded values. This test report shall not be reproduced, except in full, without written approval of the laboratory. Where applicable, sampling conducted by Pace Analytical National is performed per guidance provided in laboratory standard operating procedures ENV-SOP-MTJL-0067 and ENV-SOP-MTJL-0068. Where sampling conducted by the customer, results relate to the accuracy of the information provided, and as the samples are received.

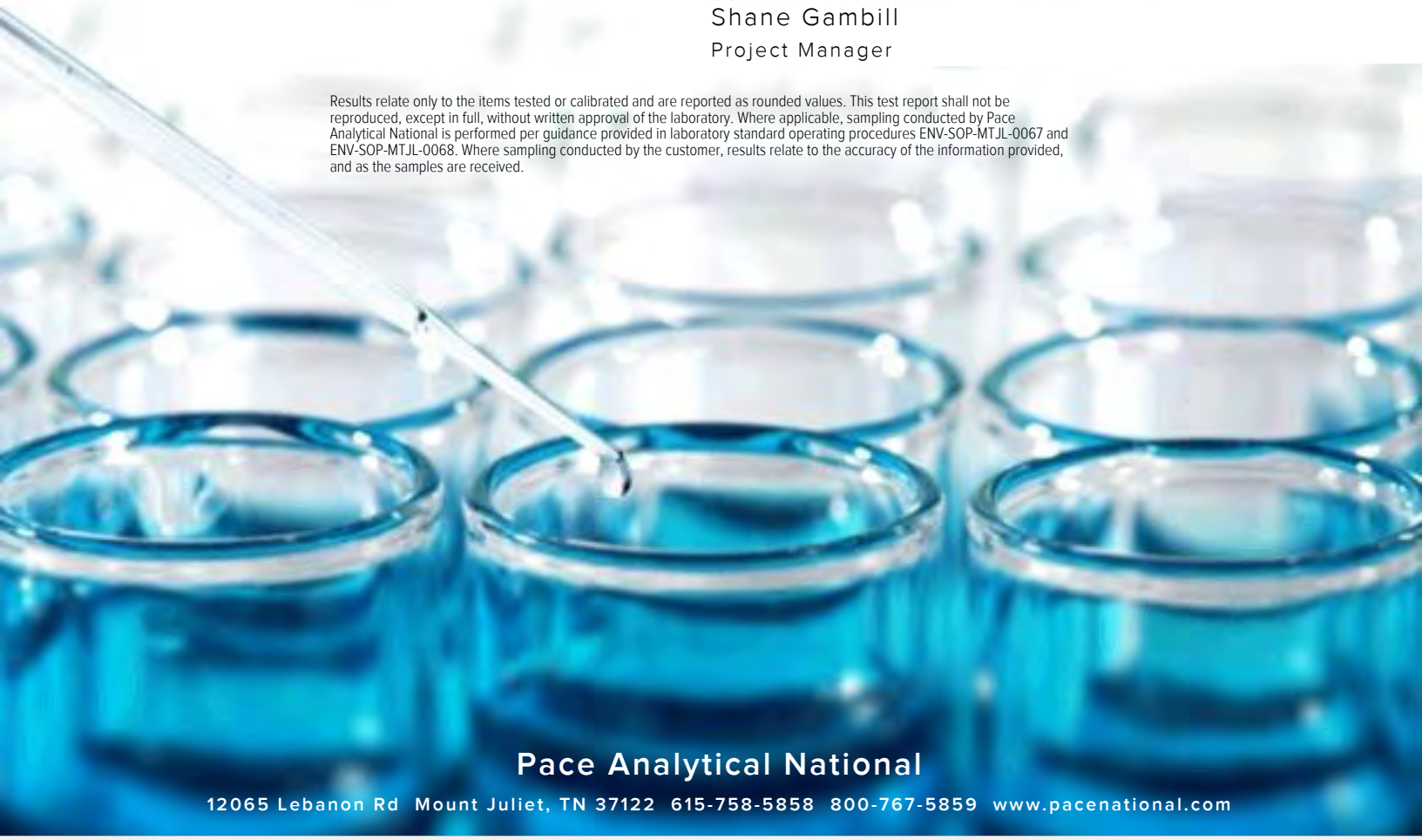

**Pace Analytical National**
12065 Lebanon Rd Mount Juliet, TN 37122 615-758-5858 800-767-5859 www.pacenational.com

# TABLE OF CONTENTS


Cp: Cover Page 1

Tc: Table of Contents 2

Ss: Sample Summary 3

Cn: Case Narrative 5

Sr: Sample Results 6

MW-4 L1710713-01 6

MW-13 L1710713-02 8

MW-14 L1710713-03 10

MW-1 L1710713-04 12

MW-5 L1710713-05 14

EB-1 L1710713-06 16

TRIP BLANK L1710713-07 18

Qc: Quality Control Summary 20

Gravimetric Analysis by Method 2540 C-2011 20

Wet Chemistry by Method 9056A 23

Metals (ICP) by Method 6010D 27

Volatile Organic Compounds (GC) by Method RSK175 28

Volatile Organic Compounds (GC/MS) by Method 8260B 32

Is: Internal Standard Summary 42

Volatile Organic Compounds (GC/MS) by Method 8260B 42

Gl: Glossary of Terms 43

Al: Accreditations & Locations 44

Sc: Sample Chain of Custody 45

## MW-4 L1710713-01 GW

Collected by: SXA, MH | Collected date/time: 02/29/24 10:20 | Received date/time: 03/01/24 09:00

| Method | Batch | Dilution | Preparation date/time | Analysis date/time | Analyst | Location |
|---|---|---|---|---|---|---|
| Gravimetric Analysis by Method 2540 C-2011 | WG2239557 | 1 | 03/05/24 10:33 | 03/05/24 20:45 | MMF | Mt. Juliet, TN |
| Wet Chemistry by Method 9056A | WG2237754 | 1 | 03/01/24 18:47 | 03/01/24 18:47 | GEB | Mt. Juliet, TN |
| Metals (ICP) by Method 6010D | WG2237831 | 1 | 03/02/24 14:11 | 03/02/24 18:56 | DJS | Mt. Juliet, TN |
| Volatile Organic Compounds (GC) by Method RSK175 | WG2237466 | 1 | 03/04/24 11:52 | 03/04/24 11:52 | CCM | Mt. Juliet, TN |
| Volatile Organic Compounds (GC/MS) by Method 8260B | WG2241294 | 1 | 03/07/24 01:00 | 03/07/24 01:00 | JAH | Mt. Juliet, TN |

## MW-13 L1710713-02 GW

Collected by: SXA, MH | Collected date/time: 02/29/24 11:27 | Received date/time: 03/01/24 09:00

| Method | Batch | Dilution | Preparation date/time | Analysis date/time | Analyst | Location |
|---|---|---|---|---|---|---|
| Gravimetric Analysis by Method 2540 C-2011 | WG2239553 | 1 | 03/05/24 10:49 | 03/05/24 13:26 | MMF | Mt. Juliet, TN |
| Wet Chemistry by Method 9056A | WG2237754 | 1 | 03/01/24 19:42 | 03/01/24 19:42 | GEB | Mt. Juliet, TN |
| Metals (ICP) by Method 6010D | WG2237831 | 1 | 03/02/24 09:38 | 03/02/24 12:16 | DJS | Mt. Juliet, TN |
| Volatile Organic Compounds (GC) by Method RSK175 | WG2237851 | 1 | 03/04/24 09:39 | 03/04/24 09:39 | CCM | Mt. Juliet, TN |
| Volatile Organic Compounds (GC/MS) by Method 8260B | WG2238762 | 1 | 03/03/24 21:12 | 03/03/24 21:12 | JCP | Mt. Juliet, TN |

## MW-14 L1710713-03 GW

Collected by: SXA, MH | Collected date/time: 02/29/24 12:35 | Received date/time: 03/01/24 09:00

| Method | Batch | Dilution | Preparation date/time | Analysis date/time | Analyst | Location |
|---|---|---|---|---|---|---|
| Gravimetric Analysis by Method 2540 C-2011 | WG2239555 | 1 | 03/05/24 11:00 | 03/05/24 12:07 | MMF | Mt. Juliet, TN |
| Wet Chemistry by Method 9056A | WG2237754 | 1 | 03/01/24 19:55 | 03/01/24 19:55 | GEB | Mt. Juliet, TN |
| Metals (ICP) by Method 6010D | WG2237831 | 1 | 03/02/24 09:38 | 03/02/24 12:17 | DJS | Mt. Juliet, TN |
| Volatile Organic Compounds (GC) by Method RSK175 | WG2237851 | 1 | 03/04/24 09:43 | 03/04/24 09:43 | CCM | Mt. Juliet, TN |
| Volatile Organic Compounds (GC/MS) by Method 8260B | WG2238762 | 1 | 03/03/24 21:33 | 03/03/24 21:33 | JCP | Mt. Juliet, TN |

## MW-1 L1710713-04 GW

Collected by: SXA, MH | Collected date/time: 02/29/24 13:55 | Received date/time: 03/01/24 09:00

| Method | Batch | Dilution | Preparation date/time | Analysis date/time | Analyst | Location |
|---|---|---|---|---|---|---|
| Gravimetric Analysis by Method 2540 C-2011 | WG2239555 | 1 | 03/05/24 11:00 | 03/05/24 12:07 | MMF | Mt. Juliet, TN |
| Wet Chemistry by Method 9056A | WG2237754 | 1 | 03/01/24 20:37 | 03/01/24 20:37 | GEB | Mt. Juliet, TN |
| Wet Chemistry by Method 9056A | WG2242607 | 5 | 03/08/24 19:33 | 03/08/24 19:33 | DLH | Mt. Juliet, TN |
| Metals (ICP) by Method 6010D | WG2237831 | 1 | 03/02/24 09:38 | 03/02/24 12:19 | DJS | Mt. Juliet, TN |
| Volatile Organic Compounds (GC) by Method RSK175 | WG2237851 | 1 | 03/04/24 09:46 | 03/04/24 09:46 | CCM | Mt. Juliet, TN |
| Volatile Organic Compounds (GC/MS) by Method 8260B | WG2238762 | 1 | 03/03/24 21:53 | 03/03/24 21:53 | JCP | Mt. Juliet, TN |

## MW-5 L1710713-05 GW

Collected by: SXA, MH | Collected date/time: 02/29/24 14:50 | Received date/time: 03/01/24 09:00

| Method | Batch | Dilution | Preparation date/time | Analysis date/time | Analyst | Location |
|---|---|---|---|---|---|---|
| Gravimetric Analysis by Method 2540 C-2011 | WG2239555 | 1 | 03/05/24 11:00 | 03/05/24 12:07 | MMF | Mt. Juliet, TN |
| Wet Chemistry by Method 9056A | WG2237754 | 1 | 03/01/24 20:50 | 03/01/24 20:50 | GEB | Mt. Juliet, TN |
| Metals (ICP) by Method 6010D | WG2237831 | 1 | 03/02/24 09:38 | 03/02/24 12:20 | DJS | Mt. Juliet, TN |
| Volatile Organic Compounds (GC) by Method RSK175 | WG2237851 | 1 | 03/04/24 09:49 | 03/04/24 09:49 | CCM | Mt. Juliet, TN |
| Volatile Organic Compounds (GC/MS) by Method 8260B | WG2238762 | 1 | 03/03/24 22:13 | 03/03/24 22:13 | JCP | Mt. Juliet, TN |

## EB-1 L1710713-06 GW

Collected by: SXA, MH
Collected date/time: 02/29/24 12:00
Received date/time: 03/01/24 09:00

| Method | Batch | Dilution | Preparation date/time | Analysis date/time | Analyst | Location |
|---|---|---|---|---|---|---|
| Volatile Organic Compounds (GC/MS) by Method 8260B | WG2238762 | 1 | 03/03/24 20:31 | 03/03/24 20:31 | JCP | Mt. Juliet, TN |

## TRIP BLANK L1710713-07 GW

Collected by: SXA, MH
Collected date/time: 02/29/24 00:00
Received date/time: 03/01/24 09:00

| Method | Batch | Dilution | Preparation date/time | Analysis date/time | Analyst | Location |
|---|---|---|---|---|---|---|
| Volatile Organic Compounds (GC/MS) by Method 8260B | WG2238762 | 1 | 03/03/24 19:50 | 03/03/24 19:50 | JCP | Mt. Juliet, TN |

# CASE NARRATIVE

All sample aliquots were received at the correct temperature, in the proper containers, with the appropriate preservatives, and within method specified holding times, unless qualified or notated within the report. Where applicable, all MDL (LOD) and RDL (LOQ) values reported for environmental samples have been corrected for the dilution factor used in the analysis. All Method and Batch Quality Control are within established criteria except where addressed in this case narrative, a non-conformance form or properly qualified within the sample results. By my digital signature below, I affirm to the best of my knowledge, all problems/anomalies observed by the laboratory as having the potential to affect the quality of the data have been identified by the laboratory, and no information or data have been knowingly withheld that would affect the quality of the data.

Shane Gambill
Project Manager

## Gravimetric Analysis by Method 2540 C-2011

| Analyte | Result mg/l | Qualifier | RDL mg/l | Dilution | Analysis date / time | Batch |
|---|---|---|---|---|---|---|
| Dissolved Solids | 653 | | 13.3 | 1 | 03/05/2024 20:45 | WG2239557 |

## Wet Chemistry by Method 9056A

| Analyte | Result mg/l | Qualifier | RDL mg/l | Dilution | Analysis date / time | Batch |
|---|---|---|---|---|---|---|
| Nitrate | ND | | 0.100 | 1 | 03/01/2024 18:47 | WG2237754 |
| Nitrite | ND | | 0.100 | 1 | 03/01/2024 18:47 | WG2237754 |
| Sulfate | 173 | M3 | 5.00 | 1 | 03/01/2024 18:47 | WG2237754 |

## Metals (ICP) by Method 6010D

| Analyte | Result mg/l | Qualifier | RDL mg/l | Dilution | Analysis date / time | Batch |
|---|---|---|---|---|---|---|
| Iron | 0.706 | | 0.100 | 1 | 03/02/2024 18:56 | WG2237831 |

## Volatile Organic Compounds (GC) by Method RSK175

| Analyte | Result mg/l | Qualifier | RDL mg/l | Dilution | Analysis date / time | Batch |
|---|---|---|---|---|---|---|
| Methane | ND | | 0.0100 | 1 | 03/04/2024 11:52 | WG2237466 |
| Ethane | ND | | 0.0130 | 1 | 03/04/2024 11:52 | WG2237466 |
| Ethene | ND | | 0.0130 | 1 | 03/04/2024 11:52 | WG2237466 |

## Volatile Organic Compounds (GC/MS) by Method 8260B

| Analyte | Result mg/l | Qualifier | RDL mg/l | Dilution | Analysis date / time | Batch |
|---|---|---|---|---|---|---|
| Acetone | ND | | 0.0500 | 1 | 03/07/2024 01:00 | WG2241294 |
| Acrylonitrile | ND | | 0.0100 | 1 | 03/07/2024 01:00 | WG2241294 |
| Benzene | ND | | 0.00100 | 1 | 03/07/2024 01:00 | WG2241294 |
| Bromobenzene | ND | | 0.00100 | 1 | 03/07/2024 01:00 | WG2241294 |
| Bromochloromethane | ND | | 0.00100 | 1 | 03/07/2024 01:00 | WG2241294 |
| Bromodichloromethane | ND | | 0.00100 | 1 | 03/07/2024 01:00 | WG2241294 |
| Bromoform | ND | | 0.00100 | 1 | 03/07/2024 01:00 | WG2241294 |
| Bromomethane | ND | | 0.00500 | 1 | 03/07/2024 01:00 | WG2241294 |
| n-Butylbenzene | ND | | 0.00100 | 1 | 03/07/2024 01:00 | WG2241294 |
| sec-Butylbenzene | ND | | 0.00100 | 1 | 03/07/2024 01:00 | WG2241294 |
| tert-Butylbenzene | ND | | 0.00100 | 1 | 03/07/2024 01:00 | WG2241294 |
| Carbon tetrachloride | ND | | 0.00100 | 1 | 03/07/2024 01:00 | WG2241294 |
| Carbon disulfide | ND | | 0.00100 | 1 | 03/07/2024 01:00 | WG2241294 |
| Chlorobenzene | ND | | 0.00100 | 1 | 03/07/2024 01:00 | WG2241294 |
| Chlorodibromomethane | ND | | 0.00100 | 1 | 03/07/2024 01:00 | WG2241294 |
| Chloroethane | ND | | 0.00500 | 1 | 03/07/2024 01:00 | WG2241294 |
| Chloroform | ND | | 0.00500 | 1 | 03/07/2024 01:00 | WG2241294 |
| Chloromethane | ND | | 0.00250 | 1 | 03/07/2024 01:00 | WG2241294 |
| 1,2-Dibromo-3-Chloropropane | ND | | 0.00500 | 1 | 03/07/2024 01:00 | WG2241294 |
| 1,2-Dibromoethane | ND | | 0.00100 | 1 | 03/07/2024 01:00 | WG2241294 |
| Dibromomethane | ND | | 0.00100 | 1 | 03/07/2024 01:00 | WG2241294 |
| 1,2-Dichlorobenzene | ND | | 0.00100 | 1 | 03/07/2024 01:00 | WG2241294 |
| 1,3-Dichlorobenzene | ND | | 0.00100 | 1 | 03/07/2024 01:00 | WG2241294 |
| 1,4-Dichlorobenzene | ND | | 0.00100 | 1 | 03/07/2024 01:00 | WG2241294 |
| trans-1,4-Dichloro-2-butene | ND | | 0.00250 | 1 | 03/07/2024 01:00 | WG2241294 |
| Dichlorodifluoromethane | ND | | 0.00500 | 1 | 03/07/2024 01:00 | WG2241294 |
| 1,1-Dichloroethane | ND | | 0.00100 | 1 | 03/07/2024 01:00 | WG2241294 |
| 1,2-Dichloroethane | ND | | 0.00100 | 1 | 03/07/2024 01:00 | WG2241294 |
| 1,1-Dichloroethene | ND | | 0.00100 | 1 | 03/07/2024 01:00 | WG2241294 |
| cis-1,2-Dichloroethene | ND | | 0.00100 | 1 | 03/07/2024 01:00 | WG2241294 |

1 Cp
2 Tc
3 Ss
4 Cn
5 Sr
6 Qc
7 Is
8 Gl
9 Al
10 Sc

## Volatile Organic Compounds (GC/MS) by Method 8260B

| Analyte | Result mg/l | Qualifier | RDL mg/l | Dilution | Analysis date / time | Batch |
|---|---|---|---|---|---|---|
| trans-1,2-Dichloroethene | ND | | 0.00100 | 1 | 03/07/2024 01:00 | WG2241294 |
| 1,2-Dichloropropane | ND | | 0.00100 | 1 | 03/07/2024 01:00 | WG2241294 |
| cis-1,3-Dichloropropene | ND | | 0.00100 | 1 | 03/07/2024 01:00 | WG2241294 |
| trans-1,3-Dichloropropene | ND | | 0.00100 | 1 | 03/07/2024 01:00 | WG2241294 |
| Ethylbenzene | ND | | 0.00100 | 1 | 03/07/2024 01:00 | WG2241294 |
| Hexachloro-1,3-butadiene | ND | | 0.00100 | 1 | 03/07/2024 01:00 | WG2241294 |
| 2-Hexanone | ND | | 0.0100 | 1 | 03/07/2024 01:00 | WG2241294 |
| 2-Butanone (MEK) | ND | | 0.0100 | 1 | 03/07/2024 01:00 | WG2241294 |
| Iodomethane | ND | | 0.0100 | 1 | 03/07/2024 01:00 | WG2241294 |
| Methylene Chloride | ND | | 0.00500 | 1 | 03/07/2024 01:00 | WG2241294 |
| 4-Methyl-2-pentanone (MIBK) | ND | | 0.0100 | 1 | 03/07/2024 01:00 | WG2241294 |
| Naphthalene | ND | | 0.00500 | 1 | 03/07/2024 01:00 | WG2241294 |
| n-Propylbenzene | ND | | 0.00100 | 1 | 03/07/2024 01:00 | WG2241294 |
| Styrene | ND | | 0.00100 | 1 | 03/07/2024 01:00 | WG2241294 |
| 1,1,1,2-Tetrachloroethane | ND | | 0.00100 | 1 | 03/07/2024 01:00 | WG2241294 |
| 1,1,2,2-Tetrachloroethane | ND | | 0.00100 | 1 | 03/07/2024 01:00 | WG2241294 |
| 1,1,2-Trichlorotrifluoroethane | ND | | 0.00100 | 1 | 03/07/2024 01:00 | WG2241294 |
| Tetrachloroethene | ND | | 0.00100 | 1 | 03/07/2024 01:00 | WG2241294 |
| Toluene | ND | | 0.00100 | 1 | 03/07/2024 01:00 | WG2241294 |
| 1,2,4-Trichlorobenzene | ND | | 0.00100 | 1 | 03/07/2024 01:00 | WG2241294 |
| 1,1,1-Trichloroethane | ND | | 0.00100 | 1 | 03/07/2024 01:00 | WG2241294 |
| 1,1,2-Trichloroethane | ND | | 0.00100 | 1 | 03/07/2024 01:00 | WG2241294 |
| Trichloroethene | ND | | 0.00100 | 1 | 03/07/2024 01:00 | WG2241294 |
| Trichlorofluoromethane | ND | | 0.00500 | 1 | 03/07/2024 01:00 | WG2241294 |
| 1,2,3-Trichloropropane | ND | | 0.00250 | 1 | 03/07/2024 01:00 | WG2241294 |
| 1,2,4-Trimethylbenzene | ND | | 0.00100 | 1 | 03/07/2024 01:00 | WG2241294 |
| 1,3,5-Trimethylbenzene | ND | | 0.00100 | 1 | 03/07/2024 01:00 | WG2241294 |
| Vinyl acetate | ND | L1 M1 | 0.0100 | 1 | 03/07/2024 01:00 | WG2241294 |
| Vinyl chloride | ND | | 0.00100 | 1 | 03/07/2024 01:00 | WG2241294 |
| Xylenes, Total | ND | | 0.00300 | 1 | 03/07/2024 01:00 | WG2241294 |
| Di-isopropyl ether | ND | | 0.00100 | 1 | 03/07/2024 01:00 | WG2241294 |
| Ethanol | ND | | 0.100 | 1 | 03/07/2024 01:00 | WG2241294 |
| Ethyl tert-butyl ether | ND | | 0.00100 | 1 | 03/07/2024 01:00 | WG2241294 |
| Methyl tert-butyl ether | 0.00912 | | 0.00100 | 1 | 03/07/2024 01:00 | WG2241294 |
| tert-Butyl alcohol | 0.0413 | | 0.00500 | 1 | 03/07/2024 01:00 | WG2241294 |
| tert-Amyl Methyl Ether | 0.00225 | | 0.00100 | 1 | 03/07/2024 01:00 | WG2241294 |
| *(S) Toluene-d8* | *103* | | *80.0-120* | | *03/07/2024 01:00* | WG2241294 |
| *(S) 4-Bromofluorobenzene* | *97.8* | | *77.0-126* | | *03/07/2024 01:00* | WG2241294 |
| *(S) 1,2-Dichloroethane-d4* | *89.3* | | *70.0-130* | | *03/07/2024 01:00* | WG2241294 |

## Gravimetric Analysis by Method 2540 C-2011

| Analyte | Result | Qualifier | RDL | Dilution | Analysis | Batch |
|---|---|---|---|---|---|---|
| | mg/l | | mg/l | | date / time | |
| Dissolved Solids | 330 | | 10.0 | 1 | 03/05/2024 13:26 | WG2239553 |

## Wet Chemistry by Method 9056A

| Analyte | Result | Qualifier | RDL | Dilution | Analysis | Batch |
|---|---|---|---|---|---|---|
| | mg/l | | mg/l | | date / time | |
| Nitrate | 2.62 | | 0.100 | 1 | 03/01/2024 19:42 | WG2237754 |
| Nitrite | ND | | 0.100 | 1 | 03/01/2024 19:42 | WG2237754 |
| Sulfate | 59.0 | | 5.00 | 1 | 03/01/2024 19:42 | WG2237754 |

## Metals (ICP) by Method 6010D

| Analyte | Result | Qualifier | RDL | Dilution | Analysis | Batch |
|---|---|---|---|---|---|---|
| | mg/l | | mg/l | | date / time | |
| Iron | ND | | 0.100 | 1 | 03/02/2024 12:16 | WG2237831 |

## Volatile Organic Compounds (GC) by Method RSK175

| Analyte | Result | Qualifier | RDL | Dilution | Analysis | Batch |
|---|---|---|---|---|---|---|
| | mg/l | | mg/l | | date / time | |
| Methane | ND | | 0.0100 | 1 | 03/04/2024 09:39 | WG2237851 |
| Ethane | ND | | 0.0130 | 1 | 03/04/2024 09:39 | WG2237851 |
| Ethene | ND | | 0.0130 | 1 | 03/04/2024 09:39 | WG2237851 |

## Volatile Organic Compounds (GC/MS) by Method 8260B

| Analyte | Result | Qualifier | RDL | Dilution | Analysis | Batch |
|---|---|---|---|---|---|---|
| | mg/l | | mg/l | | date / time | |
| Acetone | ND | | 0.0500 | 1 | 03/03/2024 21:12 | WG2238762 |
| Acrylonitrile | ND | | 0.0100 | 1 | 03/03/2024 21:12 | WG2238762 |
| Benzene | ND | | 0.00100 | 1 | 03/03/2024 21:12 | WG2238762 |
| Bromobenzene | ND | | 0.00100 | 1 | 03/03/2024 21:12 | WG2238762 |
| Bromochloromethane | ND | | 0.00100 | 1 | 03/03/2024 21:12 | WG2238762 |
| Bromodichloromethane | ND | | 0.00100 | 1 | 03/03/2024 21:12 | WG2238762 |
| Bromoform | ND | | 0.00100 | 1 | 03/03/2024 21:12 | WG2238762 |
| Bromomethane | ND | | 0.00500 | 1 | 03/03/2024 21:12 | WG2238762 |
| n-Butylbenzene | ND | | 0.00100 | 1 | 03/03/2024 21:12 | WG2238762 |
| sec-Butylbenzene | ND | | 0.00100 | 1 | 03/03/2024 21:12 | WG2238762 |
| tert-Butylbenzene | ND | | 0.00100 | 1 | 03/03/2024 21:12 | WG2238762 |
| Carbon tetrachloride | ND | | 0.00100 | 1 | 03/03/2024 21:12 | WG2238762 |
| Carbon disulfide | ND | | 0.00100 | 1 | 03/03/2024 21:12 | WG2238762 |
| Chlorobenzene | ND | | 0.00100 | 1 | 03/03/2024 21:12 | WG2238762 |
| Chlorodibromomethane | ND | | 0.00100 | 1 | 03/03/2024 21:12 | WG2238762 |
| Chloroethane | ND | | 0.00500 | 1 | 03/03/2024 21:12 | WG2238762 |
| Chloroform | ND | | 0.00500 | 1 | 03/03/2024 21:12 | WG2238762 |
| Chloromethane | ND | | 0.00250 | 1 | 03/03/2024 21:12 | WG2238762 |
| 1,2-Dibromo-3-Chloropropane | ND | | 0.00500 | 1 | 03/03/2024 21:12 | WG2238762 |
| 1,2-Dibromoethane | ND | | 0.00100 | 1 | 03/03/2024 21:12 | WG2238762 |
| Dibromomethane | ND | | 0.00100 | 1 | 03/03/2024 21:12 | WG2238762 |
| 1,2-Dichlorobenzene | ND | | 0.00100 | 1 | 03/03/2024 21:12 | WG2238762 |
| 1,3-Dichlorobenzene | ND | | 0.00100 | 1 | 03/03/2024 21:12 | WG2238762 |
| 1,4-Dichlorobenzene | ND | | 0.00100 | 1 | 03/03/2024 21:12 | WG2238762 |
| trans-1,4-Dichloro-2-butene | ND | | 0.00250 | 1 | 03/03/2024 21:12 | WG2238762 |
| Dichlorodifluoromethane | ND | | 0.00500 | 1 | 03/03/2024 21:12 | WG2238762 |
| 1,1-Dichloroethane | ND | | 0.00100 | 1 | 03/03/2024 21:12 | WG2238762 |
| 1,2-Dichloroethane | ND | | 0.00100 | 1 | 03/03/2024 21:12 | WG2238762 |
| 1,1-Dichloroethene | ND | | 0.00100 | 1 | 03/03/2024 21:12 | WG2238762 |
| cis-1,2-Dichloroethene | ND | | 0.00100 | 1 | 03/03/2024 21:12 | WG2238762 |

## Volatile Organic Compounds (GC/MS) by Method 8260B

| Analyte | Result mg/l | Qualifier | RDL mg/l | Dilution | Analysis date / time | Batch |
|---|---|---|---|---|---|---|
| trans-1,2-Dichloroethene | ND | | 0.00100 | 1 | 03/03/2024 21:12 | WG2238762 |
| 1,2-Dichloropropane | ND | | 0.00100 | 1 | 03/03/2024 21:12 | WG2238762 |
| cis-1,3-Dichloropropene | ND | | 0.00100 | 1 | 03/03/2024 21:12 | WG2238762 |
| trans-1,3-Dichloropropene | ND | | 0.00100 | 1 | 03/03/2024 21:12 | WG2238762 |
| Ethylbenzene | ND | | 0.00100 | 1 | 03/03/2024 21:12 | WG2238762 |
| Hexachloro-1,3-butadiene | ND | | 0.00100 | 1 | 03/03/2024 21:12 | WG2238762 |
| 2-Hexanone | ND | | 0.0100 | 1 | 03/03/2024 21:12 | WG2238762 |
| 2-Butanone (MEK) | ND | | 0.0100 | 1 | 03/03/2024 21:12 | WG2238762 |
| Iodomethane | ND | | 0.0100 | 1 | 03/03/2024 21:12 | WG2238762 |
| Methylene Chloride | ND | | 0.00500 | 1 | 03/03/2024 21:12 | WG2238762 |
| 4-Methyl-2-pentanone (MIBK) | ND | | 0.0100 | 1 | 03/03/2024 21:12 | WG2238762 |
| Naphthalene | ND | | 0.00500 | 1 | 03/03/2024 21:12 | WG2238762 |
| n-Propylbenzene | ND | | 0.00100 | 1 | 03/03/2024 21:12 | WG2238762 |
| Styrene | ND | | 0.00100 | 1 | 03/03/2024 21:12 | WG2238762 |
| 1,1,1,2-Tetrachloroethane | ND | | 0.00100 | 1 | 03/03/2024 21:12 | WG2238762 |
| 1,1,2,2-Tetrachloroethane | ND | | 0.00100 | 1 | 03/03/2024 21:12 | WG2238762 |
| 1,1,2-Trichlorotrifluoroethane | ND | | 0.00100 | 1 | 03/03/2024 21:12 | WG2238762 |
| Tetrachloroethene | ND | | 0.00100 | 1 | 03/03/2024 21:12 | WG2238762 |
| Toluene | ND | | 0.00100 | 1 | 03/03/2024 21:12 | WG2238762 |
| 1,2,4-Trichlorobenzene | ND | | 0.00100 | 1 | 03/03/2024 21:12 | WG2238762 |
| 1,1,1-Trichloroethane | ND | | 0.00100 | 1 | 03/03/2024 21:12 | WG2238762 |
| 1,1,2-Trichloroethane | ND | | 0.00100 | 1 | 03/03/2024 21:12 | WG2238762 |
| Trichloroethene | ND | | 0.00100 | 1 | 03/03/2024 21:12 | WG2238762 |
| Trichlorofluoromethane | ND | | 0.00500 | 1 | 03/03/2024 21:12 | WG2238762 |
| 1,2,3-Trichloropropane | ND | | 0.00250 | 1 | 03/03/2024 21:12 | WG2238762 |
| 1,2,4-Trimethylbenzene | ND | | 0.00100 | 1 | 03/03/2024 21:12 | WG2238762 |
| 1,3,5-Trimethylbenzene | ND | | 0.00100 | 1 | 03/03/2024 21:12 | WG2238762 |
| Vinyl acetate | ND | L1 | 0.0100 | 1 | 03/03/2024 21:12 | WG2238762 |
| Vinyl chloride | ND | | 0.00100 | 1 | 03/03/2024 21:12 | WG2238762 |
| Xylenes, Total | ND | | 0.00300 | 1 | 03/03/2024 21:12 | WG2238762 |
| Di-isopropyl ether | ND | | 0.00100 | 1 | 03/03/2024 21:12 | WG2238762 |
| Ethanol | ND | | 0.100 | 1 | 03/03/2024 21:12 | WG2238762 |
| Ethyl tert-butyl ether | ND | | 0.00100 | 1 | 03/03/2024 21:12 | WG2238762 |
| Methyl tert-butyl ether | ND | | 0.00100 | 1 | 03/03/2024 21:12 | WG2238762 |
| tert-Butyl alcohol | 0.00682 | | 0.00500 | 1 | 03/03/2024 21:12 | WG2238762 |
| tert-Amyl Methyl Ether | ND | | 0.00100 | 1 | 03/03/2024 21:12 | WG2238762 |
| *(S) Toluene-d8* | *101* | | *80.0-120* | | *03/03/2024 21:12* | WG2238762 |
| *(S) 4-Bromofluorobenzene* | *86.5* | | *77.0-126* | | *03/03/2024 21:12* | WG2238762 |
| *(S) 1,2-Dichloroethane-d4* | *102* | | *70.0-130* | | *03/03/2024 21:12* | WG2238762 |

1 Cp
2 Tc
3 Ss
4 Cn
5 Sr
6 Qc
7 Is
8 Gl
9 Al
10 Sc

## Gravimetric Analysis by Method 2540 C-2011

| Analyte | Result mg/l | Qualifier | RDL mg/l | Dilution | Analysis date / time | Batch |
|---|---|---|---|---|---|---|
| Dissolved Solids | 373 | | 10.0 | 1 | 03/05/2024 12:07 | WG2239555 |

## Wet Chemistry by Method 9056A

| Analyte | Result mg/l | Qualifier | RDL mg/l | Dilution | Analysis date / time | Batch |
|---|---|---|---|---|---|---|
| Nitrate | 3.12 | | 0.100 | 1 | 03/01/2024 19:55 | WG2237754 |
| Nitrite | ND | | 0.100 | 1 | 03/01/2024 19:55 | WG2237754 |
| Sulfate | 78.5 | | 5.00 | 1 | 03/01/2024 19:55 | WG2237754 |

## Metals (ICP) by Method 6010D

| Analyte | Result mg/l | Qualifier | RDL mg/l | Dilution | Analysis date / time | Batch |
|---|---|---|---|---|---|---|
| Iron | ND | | 0.100 | 1 | 03/02/2024 12:17 | WG2237831 |

## Volatile Organic Compounds (GC) by Method RSK175

| Analyte | Result mg/l | Qualifier | RDL mg/l | Dilution | Analysis date / time | Batch |
|---|---|---|---|---|---|---|
| Methane | ND | | 0.0100 | 1 | 03/04/2024 09:43 | WG2237851 |
| Ethane | ND | | 0.0130 | 1 | 03/04/2024 09:43 | WG2237851 |
| Ethene | ND | | 0.0130 | 1 | 03/04/2024 09:43 | WG2237851 |

## Volatile Organic Compounds (GC/MS) by Method 8260B

| Analyte | Result mg/l | Qualifier | RDL mg/l | Dilution | Analysis date / time | Batch |
|---|---|---|---|---|---|---|
| Acetone | ND | | 0.0500 | 1 | 03/03/2024 21:33 | WG2238762 |
| Acrylonitrile | ND | | 0.0100 | 1 | 03/03/2024 21:33 | WG2238762 |
| Benzene | ND | | 0.00100 | 1 | 03/03/2024 21:33 | WG2238762 |
| Bromobenzene | ND | | 0.00100 | 1 | 03/03/2024 21:33 | WG2238762 |
| Bromochloromethane | ND | | 0.00100 | 1 | 03/03/2024 21:33 | WG2238762 |
| Bromodichloromethane | ND | | 0.00100 | 1 | 03/03/2024 21:33 | WG2238762 |
| Bromoform | ND | | 0.00100 | 1 | 03/03/2024 21:33 | WG2238762 |
| Bromomethane | ND | | 0.00500 | 1 | 03/03/2024 21:33 | WG2238762 |
| n-Butylbenzene | ND | | 0.00100 | 1 | 03/03/2024 21:33 | WG2238762 |
| sec-Butylbenzene | ND | | 0.00100 | 1 | 03/03/2024 21:33 | WG2238762 |
| tert-Butylbenzene | ND | | 0.00100 | 1 | 03/03/2024 21:33 | WG2238762 |
| Carbon tetrachloride | ND | | 0.00100 | 1 | 03/03/2024 21:33 | WG2238762 |
| Carbon disulfide | ND | | 0.00100 | 1 | 03/03/2024 21:33 | WG2238762 |
| Chlorobenzene | ND | | 0.00100 | 1 | 03/03/2024 21:33 | WG2238762 |
| Chlorodibromomethane | ND | | 0.00100 | 1 | 03/03/2024 21:33 | WG2238762 |
| Chloroethane | ND | | 0.00500 | 1 | 03/03/2024 21:33 | WG2238762 |
| Chloroform | ND | | 0.00500 | 1 | 03/03/2024 21:33 | WG2238762 |
| Chloromethane | ND | | 0.00250 | 1 | 03/03/2024 21:33 | WG2238762 |
| 1,2-Dibromo-3-Chloropropane | ND | | 0.00500 | 1 | 03/03/2024 21:33 | WG2238762 |
| 1,2-Dibromoethane | ND | | 0.00100 | 1 | 03/03/2024 21:33 | WG2238762 |
| Dibromomethane | ND | | 0.00100 | 1 | 03/03/2024 21:33 | WG2238762 |
| 1,2-Dichlorobenzene | ND | | 0.00100 | 1 | 03/03/2024 21:33 | WG2238762 |
| 1,3-Dichlorobenzene | ND | | 0.00100 | 1 | 03/03/2024 21:33 | WG2238762 |
| 1,4-Dichlorobenzene | ND | | 0.00100 | 1 | 03/03/2024 21:33 | WG2238762 |
| trans-1,4-Dichloro-2-butene | ND | | 0.00250 | 1 | 03/03/2024 21:33 | WG2238762 |
| Dichlorodifluoromethane | ND | | 0.00500 | 1 | 03/03/2024 21:33 | WG2238762 |
| 1,1-Dichloroethane | ND | | 0.00100 | 1 | 03/03/2024 21:33 | WG2238762 |
| 1,2-Dichloroethane | ND | | 0.00100 | 1 | 03/03/2024 21:33 | WG2238762 |
| 1,1-Dichloroethene | ND | | 0.00100 | 1 | 03/03/2024 21:33 | WG2238762 |
| cis-1,2-Dichloroethene | ND | | 0.00100 | 1 | 03/03/2024 21:33 | WG2238762 |

## Volatile Organic Compounds (GC/MS) by Method 8260B

| Analyte | Result mg/l | Qualifier | RDL mg/l | Dilution | Analysis date / time | Batch |
|---|---|---|---|---|---|---|
| trans-1,2-Dichloroethene | ND | | 0.00100 | 1 | 03/03/2024 21:33 | WG2238762 |
| 1,2-Dichloropropane | ND | | 0.00100 | 1 | 03/03/2024 21:33 | WG2238762 |
| cis-1,3-Dichloropropene | ND | | 0.00100 | 1 | 03/03/2024 21:33 | WG2238762 |
| trans-1,3-Dichloropropene | ND | | 0.00100 | 1 | 03/03/2024 21:33 | WG2238762 |
| Ethylbenzene | ND | | 0.00100 | 1 | 03/03/2024 21:33 | WG2238762 |
| Hexachloro-1,3-butadiene | ND | | 0.00100 | 1 | 03/03/2024 21:33 | WG2238762 |
| 2-Hexanone | ND | | 0.0100 | 1 | 03/03/2024 21:33 | WG2238762 |
| 2-Butanone (MEK) | ND | | 0.0100 | 1 | 03/03/2024 21:33 | WG2238762 |
| Iodomethane | ND | | 0.0100 | 1 | 03/03/2024 21:33 | WG2238762 |
| Methylene Chloride | ND | | 0.00500 | 1 | 03/03/2024 21:33 | WG2238762 |
| 4-Methyl-2-pentanone (MIBK) | ND | | 0.0100 | 1 | 03/03/2024 21:33 | WG2238762 |
| Naphthalene | ND | | 0.00500 | 1 | 03/03/2024 21:33 | WG2238762 |
| n-Propylbenzene | ND | | 0.00100 | 1 | 03/03/2024 21:33 | WG2238762 |
| Styrene | ND | | 0.00100 | 1 | 03/03/2024 21:33 | WG2238762 |
| 1,1,1,2-Tetrachloroethane | ND | | 0.00100 | 1 | 03/03/2024 21:33 | WG2238762 |
| 1,1,2,2-Tetrachloroethane | ND | | 0.00100 | 1 | 03/03/2024 21:33 | WG2238762 |
| 1,1,2-Trichlorotrifluoroethane | ND | | 0.00100 | 1 | 03/03/2024 21:33 | WG2238762 |
| Tetrachloroethene | ND | | 0.00100 | 1 | 03/03/2024 21:33 | WG2238762 |
| Toluene | ND | | 0.00100 | 1 | 03/03/2024 21:33 | WG2238762 |
| 1,2,4-Trichlorobenzene | ND | | 0.00100 | 1 | 03/03/2024 21:33 | WG2238762 |
| 1,1,1-Trichloroethane | ND | | 0.00100 | 1 | 03/03/2024 21:33 | WG2238762 |
| 1,1,2-Trichloroethane | ND | | 0.00100 | 1 | 03/03/2024 21:33 | WG2238762 |
| Trichloroethene | ND | | 0.00100 | 1 | 03/03/2024 21:33 | WG2238762 |
| Trichlorofluoromethane | ND | | 0.00500 | 1 | 03/03/2024 21:33 | WG2238762 |
| 1,2,3-Trichloropropane | ND | | 0.00250 | 1 | 03/03/2024 21:33 | WG2238762 |
| 1,2,4-Trimethylbenzene | ND | | 0.00100 | 1 | 03/03/2024 21:33 | WG2238762 |
| 1,3,5-Trimethylbenzene | ND | | 0.00100 | 1 | 03/03/2024 21:33 | WG2238762 |
| Vinyl acetate | ND | L1 | 0.0100 | 1 | 03/03/2024 21:33 | WG2238762 |
| Vinyl chloride | ND | | 0.00100 | 1 | 03/03/2024 21:33 | WG2238762 |
| Xylenes, Total | ND | | 0.00300 | 1 | 03/03/2024 21:33 | WG2238762 |
| Di-isopropyl ether | ND | | 0.00100 | 1 | 03/03/2024 21:33 | WG2238762 |
| Ethanol | ND | | 0.100 | 1 | 03/03/2024 21:33 | WG2238762 |
| Ethyl tert-butyl ether | ND | | 0.00100 | 1 | 03/03/2024 21:33 | WG2238762 |
| Methyl tert-butyl ether | ND | | 0.00100 | 1 | 03/03/2024 21:33 | WG2238762 |
| tert-Butyl alcohol | ND | | 0.00500 | 1 | 03/03/2024 21:33 | WG2238762 |
| tert-Amyl Methyl Ether | ND | | 0.00100 | 1 | 03/03/2024 21:33 | WG2238762 |
| *(S) Toluene-d8* | *98.1* | | *80.0-120* | | *03/03/2024 21:33* | WG2238762 |
| *(S) 4-Bromofluorobenzene* | *89.4* | | *77.0-126* | | *03/03/2024 21:33* | WG2238762 |
| *(S) 1,2-Dichloroethane-d4* | *104* | | *70.0-130* | | *03/03/2024 21:33* | WG2238762 |

## Gravimetric Analysis by Method 2540 C-2011

| Analyte | Result mg/l | Qualifier | RDL mg/l | Dilution | Analysis date / time | Batch |
|---|---|---|---|---|---|---|
| Dissolved Solids | 772 | | 13.3 | 1 | 03/05/2024 12:07 | WG2239555 |

## Wet Chemistry by Method 9056A

| Analyte | Result mg/l | Qualifier | RDL mg/l | Dilution | Analysis date / time | Batch |
|---|---|---|---|---|---|---|
| Nitrate | 4.10 | | 0.100 | 1 | 03/01/2024 20:37 | WG2237754 |
| Nitrite | 0.219 | | 0.100 | 1 | 03/01/2024 20:37 | WG2237754 |
| Sulfate | 226 | | 25.0 | 5 | 03/08/2024 19:33 | WG2242607 |

## Metals (ICP) by Method 6010D

| Analyte | Result mg/l | Qualifier | RDL mg/l | Dilution | Analysis date / time | Batch |
|---|---|---|---|---|---|---|
| Iron | 1.55 | | 0.100 | 1 | 03/02/2024 12:19 | WG2237831 |

## Volatile Organic Compounds (GC) by Method RSK175

| Analyte | Result mg/l | Qualifier | RDL mg/l | Dilution | Analysis date / time | Batch |
|---|---|---|---|---|---|---|
| Methane | ND | | 0.0100 | 1 | 03/04/2024 09:46 | WG2237851 |
| Ethane | ND | | 0.0130 | 1 | 03/04/2024 09:46 | WG2237851 |
| Ethene | ND | | 0.0130 | 1 | 03/04/2024 09:46 | WG2237851 |

## Volatile Organic Compounds (GC/MS) by Method 8260B

| Analyte | Result mg/l | Qualifier | RDL mg/l | Dilution | Analysis date / time | Batch |
|---|---|---|---|---|---|---|
| Acetone | ND | | 0.0500 | 1 | 03/03/2024 21:53 | WG2238762 |
| Acrylonitrile | ND | | 0.0100 | 1 | 03/03/2024 21:53 | WG2238762 |
| Benzene | ND | | 0.00100 | 1 | 03/03/2024 21:53 | WG2238762 |
| Bromobenzene | ND | | 0.00100 | 1 | 03/03/2024 21:53 | WG2238762 |
| Bromochloromethane | ND | | 0.00100 | 1 | 03/03/2024 21:53 | WG2238762 |
| Bromodichloromethane | ND | | 0.00100 | 1 | 03/03/2024 21:53 | WG2238762 |
| Bromoform | ND | | 0.00100 | 1 | 03/03/2024 21:53 | WG2238762 |
| Bromomethane | ND | | 0.00500 | 1 | 03/03/2024 21:53 | WG2238762 |
| n-Butylbenzene | ND | | 0.00100 | 1 | 03/03/2024 21:53 | WG2238762 |
| sec-Butylbenzene | ND | | 0.00100 | 1 | 03/03/2024 21:53 | WG2238762 |
| tert-Butylbenzene | ND | | 0.00100 | 1 | 03/03/2024 21:53 | WG2238762 |
| Carbon tetrachloride | ND | | 0.00100 | 1 | 03/03/2024 21:53 | WG2238762 |
| Carbon disulfide | ND | | 0.00100 | 1 | 03/03/2024 21:53 | WG2238762 |
| Chlorobenzene | ND | | 0.00100 | 1 | 03/03/2024 21:53 | WG2238762 |
| Chlorodibromomethane | ND | | 0.00100 | 1 | 03/03/2024 21:53 | WG2238762 |
| Chloroethane | ND | | 0.00500 | 1 | 03/03/2024 21:53 | WG2238762 |
| Chloroform | ND | | 0.00500 | 1 | 03/03/2024 21:53 | WG2238762 |
| Chloromethane | ND | | 0.00250 | 1 | 03/03/2024 21:53 | WG2238762 |
| 1,2-Dibromo-3-Chloropropane | ND | | 0.00500 | 1 | 03/03/2024 21:53 | WG2238762 |
| 1,2-Dibromoethane | ND | | 0.00100 | 1 | 03/03/2024 21:53 | WG2238762 |
| Dibromomethane | ND | | 0.00100 | 1 | 03/03/2024 21:53 | WG2238762 |
| 1,2-Dichlorobenzene | ND | | 0.00100 | 1 | 03/03/2024 21:53 | WG2238762 |
| 1,3-Dichlorobenzene | ND | | 0.00100 | 1 | 03/03/2024 21:53 | WG2238762 |
| 1,4-Dichlorobenzene | ND | | 0.00100 | 1 | 03/03/2024 21:53 | WG2238762 |
| trans-1,4-Dichloro-2-butene | ND | | 0.00250 | 1 | 03/03/2024 21:53 | WG2238762 |
| Dichlorodifluoromethane | ND | | 0.00500 | 1 | 03/03/2024 21:53 | WG2238762 |
| 1,1-Dichloroethane | ND | | 0.00100 | 1 | 03/03/2024 21:53 | WG2238762 |
| 1,2-Dichloroethane | ND | | 0.00100 | 1 | 03/03/2024 21:53 | WG2238762 |
| 1,1-Dichloroethene | ND | | 0.00100 | 1 | 03/03/2024 21:53 | WG2238762 |
| cis-1,2-Dichloroethene | ND | | 0.00100 | 1 | 03/03/2024 21:53 | WG2238762 |

## Volatile Organic Compounds (GC/MS) by Method 8260B

| Analyte | Result mg/l | Qualifier | RDL mg/l | Dilution | Analysis date / time | Batch |
|---|---|---|---|---|---|---|
| trans-1,2-Dichloroethene | ND | | 0.00100 | 1 | 03/03/2024 21:53 | WG2238762 |
| 1,2-Dichloropropane | ND | | 0.00100 | 1 | 03/03/2024 21:53 | WG2238762 |
| cis-1,3-Dichloropropene | ND | | 0.00100 | 1 | 03/03/2024 21:53 | WG2238762 |
| trans-1,3-Dichloropropene | ND | | 0.00100 | 1 | 03/03/2024 21:53 | WG2238762 |
| Ethylbenzene | ND | | 0.00100 | 1 | 03/03/2024 21:53 | WG2238762 |
| Hexachloro-1,3-butadiene | ND | | 0.00100 | 1 | 03/03/2024 21:53 | WG2238762 |
| 2-Hexanone | ND | | 0.0100 | 1 | 03/03/2024 21:53 | WG2238762 |
| 2-Butanone (MEK) | ND | | 0.0100 | 1 | 03/03/2024 21:53 | WG2238762 |
| Iodomethane | ND | | 0.0100 | 1 | 03/03/2024 21:53 | WG2238762 |
| Methylene Chloride | ND | | 0.00500 | 1 | 03/03/2024 21:53 | WG2238762 |
| 4-Methyl-2-pentanone (MIBK) | ND | | 0.0100 | 1 | 03/03/2024 21:53 | WG2238762 |
| Naphthalene | ND | | 0.00500 | 1 | 03/03/2024 21:53 | WG2238762 |
| n-Propylbenzene | ND | | 0.00100 | 1 | 03/03/2024 21:53 | WG2238762 |
| Styrene | ND | | 0.00100 | 1 | 03/03/2024 21:53 | WG2238762 |
| 1,1,1,2-Tetrachloroethane | ND | | 0.00100 | 1 | 03/03/2024 21:53 | WG2238762 |
| 1,1,2,2-Tetrachloroethane | ND | | 0.00100 | 1 | 03/03/2024 21:53 | WG2238762 |
| 1,1,2-Trichlorotrifluoroethane | ND | | 0.00100 | 1 | 03/03/2024 21:53 | WG2238762 |
| Tetrachloroethene | ND | | 0.00100 | 1 | 03/03/2024 21:53 | WG2238762 |
| Toluene | ND | | 0.00100 | 1 | 03/03/2024 21:53 | WG2238762 |
| 1,2,4-Trichlorobenzene | ND | | 0.00100 | 1 | 03/03/2024 21:53 | WG2238762 |
| 1,1,1-Trichloroethane | ND | | 0.00100 | 1 | 03/03/2024 21:53 | WG2238762 |
| 1,1,2-Trichloroethane | ND | | 0.00100 | 1 | 03/03/2024 21:53 | WG2238762 |
| Trichloroethene | ND | | 0.00100 | 1 | 03/03/2024 21:53 | WG2238762 |
| Trichlorofluoromethane | ND | | 0.00500 | 1 | 03/03/2024 21:53 | WG2238762 |
| 1,2,3-Trichloropropane | ND | | 0.00250 | 1 | 03/03/2024 21:53 | WG2238762 |
| 1,2,4-Trimethylbenzene | ND | | 0.00100 | 1 | 03/03/2024 21:53 | WG2238762 |
| 1,3,5-Trimethylbenzene | ND | | 0.00100 | 1 | 03/03/2024 21:53 | WG2238762 |
| Vinyl acetate | ND | L1 | 0.0100 | 1 | 03/03/2024 21:53 | WG2238762 |
| Vinyl chloride | ND | | 0.00100 | 1 | 03/03/2024 21:53 | WG2238762 |
| Xylenes, Total | ND | | 0.00300 | 1 | 03/03/2024 21:53 | WG2238762 |
| Di-isopropyl ether | ND | | 0.00100 | 1 | 03/03/2024 21:53 | WG2238762 |
| Ethanol | ND | | 0.100 | 1 | 03/03/2024 21:53 | WG2238762 |
| Ethyl tert-butyl ether | ND | | 0.00100 | 1 | 03/03/2024 21:53 | WG2238762 |
| Methyl tert-butyl ether | ND | | 0.00100 | 1 | 03/03/2024 21:53 | WG2238762 |
| tert-Butyl alcohol | ND | | 0.00500 | 1 | 03/03/2024 21:53 | WG2238762 |
| tert-Amyl Methyl Ether | ND | | 0.00100 | 1 | 03/03/2024 21:53 | WG2238762 |
| *(S) Toluene-d8* | *98.8* | | *80.0-120* | | *03/03/2024 21:53* | WG2238762 |
| *(S) 4-Bromofluorobenzene* | *87.8* | | *77.0-126* | | *03/03/2024 21:53* | WG2238762 |
| *(S) 1,2-Dichloroethane-d4* | *107* | | *70.0-130* | | *03/03/2024 21:53* | WG2238762 |

1 Cp
2 Tc
3 Ss
4 Cn
5 Sr
6 Qc
7 Is
8 Gl
9 Al
10 Sc

## Gravimetric Analysis by Method 2540 C-2011

| Analyte | Result mg/l | Qualifier | RDL mg/l | Dilution | Analysis date / time | Batch |
|---|---|---|---|---|---|---|
| Dissolved Solids | 357 | | 10.0 | 1 | 03/05/2024 12:07 | WG2239555 |

## Wet Chemistry by Method 9056A

| Analyte | Result mg/l | Qualifier | RDL mg/l | Dilution | Analysis date / time | Batch |
|---|---|---|---|---|---|---|
| Nitrate | 2.78 | | 0.100 | 1 | 03/01/2024 20:50 | WG2237754 |
| Nitrite | 0.104 | | 0.100 | 1 | 03/01/2024 20:50 | WG2237754 |
| Sulfate | 69.8 | | 5.00 | 1 | 03/01/2024 20:50 | WG2237754 |

## Metals (ICP) by Method 6010D

| Analyte | Result mg/l | Qualifier | RDL mg/l | Dilution | Analysis date / time | Batch |
|---|---|---|---|---|---|---|
| Iron | ND | | 0.100 | 1 | 03/02/2024 12:20 | WG2237831 |

## Volatile Organic Compounds (GC) by Method RSK175

| Analyte | Result mg/l | Qualifier | RDL mg/l | Dilution | Analysis date / time | Batch |
|---|---|---|---|---|---|---|
| Methane | ND | | 0.0100 | 1 | 03/04/2024 09:49 | WG2237851 |
| Ethane | ND | | 0.0130 | 1 | 03/04/2024 09:49 | WG2237851 |
| Ethene | ND | | 0.0130 | 1 | 03/04/2024 09:49 | WG2237851 |

## Volatile Organic Compounds (GC/MS) by Method 8260B

| Analyte | Result mg/l | Qualifier | RDL mg/l | Dilution | Analysis date / time | Batch |
|---|---|---|---|---|---|---|
| Acetone | ND | | 0.0500 | 1 | 03/03/2024 22:13 | WG2238762 |
| Acrylonitrile | ND | | 0.0100 | 1 | 03/03/2024 22:13 | WG2238762 |
| Benzene | ND | | 0.00100 | 1 | 03/03/2024 22:13 | WG2238762 |
| Bromobenzene | ND | | 0.00100 | 1 | 03/03/2024 22:13 | WG2238762 |
| Bromochloromethane | ND | | 0.00100 | 1 | 03/03/2024 22:13 | WG2238762 |
| Bromodichloromethane | ND | | 0.00100 | 1 | 03/03/2024 22:13 | WG2238762 |
| Bromoform | ND | | 0.00100 | 1 | 03/03/2024 22:13 | WG2238762 |
| Bromomethane | ND | | 0.00500 | 1 | 03/03/2024 22:13 | WG2238762 |
| n-Butylbenzene | ND | | 0.00100 | 1 | 03/03/2024 22:13 | WG2238762 |
| sec-Butylbenzene | ND | | 0.00100 | 1 | 03/03/2024 22:13 | WG2238762 |
| tert-Butylbenzene | ND | | 0.00100 | 1 | 03/03/2024 22:13 | WG2238762 |
| Carbon tetrachloride | ND | | 0.00100 | 1 | 03/03/2024 22:13 | WG2238762 |
| Carbon disulfide | ND | | 0.00100 | 1 | 03/03/2024 22:13 | WG2238762 |
| Chlorobenzene | ND | | 0.00100 | 1 | 03/03/2024 22:13 | WG2238762 |
| Chlorodibromomethane | ND | | 0.00100 | 1 | 03/03/2024 22:13 | WG2238762 |
| Chloroethane | ND | | 0.00500 | 1 | 03/03/2024 22:13 | WG2238762 |
| Chloroform | ND | | 0.00500 | 1 | 03/03/2024 22:13 | WG2238762 |
| Chloromethane | ND | | 0.00250 | 1 | 03/03/2024 22:13 | WG2238762 |
| 1,2-Dibromo-3-Chloropropane | ND | | 0.00500 | 1 | 03/03/2024 22:13 | WG2238762 |
| 1,2-Dibromoethane | ND | | 0.00100 | 1 | 03/03/2024 22:13 | WG2238762 |
| Dibromomethane | ND | | 0.00100 | 1 | 03/03/2024 22:13 | WG2238762 |
| 1,2-Dichlorobenzene | ND | | 0.00100 | 1 | 03/03/2024 22:13 | WG2238762 |
| 1,3-Dichlorobenzene | ND | | 0.00100 | 1 | 03/03/2024 22:13 | WG2238762 |
| 1,4-Dichlorobenzene | ND | | 0.00100 | 1 | 03/03/2024 22:13 | WG2238762 |
| trans-1,4-Dichloro-2-butene | ND | | 0.00250 | 1 | 03/03/2024 22:13 | WG2238762 |
| Dichlorodifluoromethane | ND | | 0.00500 | 1 | 03/03/2024 22:13 | WG2238762 |
| 1,1-Dichloroethane | ND | | 0.00100 | 1 | 03/03/2024 22:13 | WG2238762 |
| 1,2-Dichloroethane | ND | | 0.00100 | 1 | 03/03/2024 22:13 | WG2238762 |
| 1,1-Dichloroethene | ND | | 0.00100 | 1 | 03/03/2024 22:13 | WG2238762 |
| cis-1,2-Dichloroethene | ND | | 0.00100 | 1 | 03/03/2024 22:13 | WG2238762 |

## Volatile Organic Compounds (GC/MS) by Method 8260B

| Analyte | Result mg/l | Qualifier | RDL mg/l | Dilution | Analysis date / time | Batch |
|---|---|---|---|---|---|---|
| trans-1,2-Dichloroethene | ND | | 0.00100 | 1 | 03/03/2024 22:13 | WG2238762 |
| 1,2-Dichloropropane | ND | | 0.00100 | 1 | 03/03/2024 22:13 | WG2238762 |
| cis-1,3-Dichloropropene | ND | | 0.00100 | 1 | 03/03/2024 22:13 | WG2238762 |
| trans-1,3-Dichloropropene | ND | | 0.00100 | 1 | 03/03/2024 22:13 | WG2238762 |
| Ethylbenzene | ND | | 0.00100 | 1 | 03/03/2024 22:13 | WG2238762 |
| Hexachloro-1,3-butadiene | ND | | 0.00100 | 1 | 03/03/2024 22:13 | WG2238762 |
| 2-Hexanone | ND | | 0.0100 | 1 | 03/03/2024 22:13 | WG2238762 |
| 2-Butanone (MEK) | ND | | 0.0100 | 1 | 03/03/2024 22:13 | WG2238762 |
| Iodomethane | ND | | 0.0100 | 1 | 03/03/2024 22:13 | WG2238762 |
| Methylene Chloride | ND | | 0.00500 | 1 | 03/03/2024 22:13 | WG2238762 |
| 4-Methyl-2-pentanone (MIBK) | ND | | 0.0100 | 1 | 03/03/2024 22:13 | WG2238762 |
| Naphthalene | ND | | 0.00500 | 1 | 03/03/2024 22:13 | WG2238762 |
| n-Propylbenzene | ND | | 0.00100 | 1 | 03/03/2024 22:13 | WG2238762 |
| Styrene | ND | | 0.00100 | 1 | 03/03/2024 22:13 | WG2238762 |
| 1,1,1,2-Tetrachloroethane | ND | | 0.00100 | 1 | 03/03/2024 22:13 | WG2238762 |
| 1,1,2,2-Tetrachloroethane | ND | | 0.00100 | 1 | 03/03/2024 22:13 | WG2238762 |
| 1,1,2-Trichlorotrifluoroethane | ND | | 0.00100 | 1 | 03/03/2024 22:13 | WG2238762 |
| Tetrachloroethene | ND | | 0.00100 | 1 | 03/03/2024 22:13 | WG2238762 |
| Toluene | ND | | 0.00100 | 1 | 03/03/2024 22:13 | WG2238762 |
| 1,2,4-Trichlorobenzene | ND | | 0.00100 | 1 | 03/03/2024 22:13 | WG2238762 |
| 1,1,1-Trichloroethane | ND | | 0.00100 | 1 | 03/03/2024 22:13 | WG2238762 |
| 1,1,2-Trichloroethane | ND | | 0.00100 | 1 | 03/03/2024 22:13 | WG2238762 |
| Trichloroethene | ND | | 0.00100 | 1 | 03/03/2024 22:13 | WG2238762 |
| Trichlorofluoromethane | ND | | 0.00500 | 1 | 03/03/2024 22:13 | WG2238762 |
| 1,2,3-Trichloropropane | ND | | 0.00250 | 1 | 03/03/2024 22:13 | WG2238762 |
| 1,2,4-Trimethylbenzene | ND | | 0.00100 | 1 | 03/03/2024 22:13 | WG2238762 |
| 1,3,5-Trimethylbenzene | ND | | 0.00100 | 1 | 03/03/2024 22:13 | WG2238762 |
| Vinyl acetate | ND | L1 | 0.0100 | 1 | 03/03/2024 22:13 | WG2238762 |
| Vinyl chloride | ND | | 0.00100 | 1 | 03/03/2024 22:13 | WG2238762 |
| Xylenes, Total | ND | | 0.00300 | 1 | 03/03/2024 22:13 | WG2238762 |
| Di-isopropyl ether | ND | | 0.00100 | 1 | 03/03/2024 22:13 | WG2238762 |
| Ethanol | ND | | 0.100 | 1 | 03/03/2024 22:13 | WG2238762 |
| Ethyl tert-butyl ether | ND | | 0.00100 | 1 | 03/03/2024 22:13 | WG2238762 |
| Methyl tert-butyl ether | ND | | 0.00100 | 1 | 03/03/2024 22:13 | WG2238762 |
| tert-Butyl alcohol | 0.00519 | | 0.00500 | 1 | 03/03/2024 22:13 | WG2238762 |
| tert-Amyl Methyl Ether | ND | | 0.00100 | 1 | 03/03/2024 22:13 | WG2238762 |
| *(S) Toluene-d8* | *98.4* | | *80.0-120* | | *03/03/2024 22:13* | WG2238762 |
| *(S) 4-Bromofluorobenzene* | *85.0* | | *77.0-126* | | *03/03/2024 22:13* | WG2238762 |
| *(S) 1,2-Dichloroethane-d4* | *106* | | *70.0-130* | | *03/03/2024 22:13* | WG2238762 |

## Volatile Organic Compounds (GC/MS) by Method 8260B

| Analyte | Result mg/l | Qualifier | RDL mg/l | Dilution | Analysis date / time | Batch |
|---|---|---|---|---|---|---|
| Acetone | ND | | 0.0500 | 1 | 03/03/2024 20:31 | WG2238762 |
| Acrylonitrile | ND | | 0.0100 | 1 | 03/03/2024 20:31 | WG2238762 |
| Benzene | ND | | 0.00100 | 1 | 03/03/2024 20:31 | WG2238762 |
| Bromobenzene | ND | | 0.00100 | 1 | 03/03/2024 20:31 | WG2238762 |
| Bromochloromethane | ND | | 0.00100 | 1 | 03/03/2024 20:31 | WG2238762 |
| Bromodichloromethane | ND | | 0.00100 | 1 | 03/03/2024 20:31 | WG2238762 |
| Bromoform | ND | | 0.00100 | 1 | 03/03/2024 20:31 | WG2238762 |
| Bromomethane | ND | | 0.00500 | 1 | 03/03/2024 20:31 | WG2238762 |
| n-Butylbenzene | ND | | 0.00100 | 1 | 03/03/2024 20:31 | WG2238762 |
| sec-Butylbenzene | ND | | 0.00100 | 1 | 03/03/2024 20:31 | WG2238762 |
| tert-Butylbenzene | ND | | 0.00100 | 1 | 03/03/2024 20:31 | WG2238762 |
| Carbon tetrachloride | ND | | 0.00100 | 1 | 03/03/2024 20:31 | WG2238762 |
| Carbon disulfide | ND | | 0.00100 | 1 | 03/03/2024 20:31 | WG2238762 |
| Chlorobenzene | ND | | 0.00100 | 1 | 03/03/2024 20:31 | WG2238762 |
| Chlorodibromomethane | ND | | 0.00100 | 1 | 03/03/2024 20:31 | WG2238762 |
| Chloroethane | ND | | 0.00500 | 1 | 03/03/2024 20:31 | WG2238762 |
| Chloroform | ND | | 0.00500 | 1 | 03/03/2024 20:31 | WG2238762 |
| Chloromethane | ND | | 0.00250 | 1 | 03/03/2024 20:31 | WG2238762 |
| 1,2-Dibromo-3-Chloropropane | ND | | 0.00500 | 1 | 03/03/2024 20:31 | WG2238762 |
| 1,2-Dibromoethane | ND | | 0.00100 | 1 | 03/03/2024 20:31 | WG2238762 |
| Dibromomethane | ND | | 0.00100 | 1 | 03/03/2024 20:31 | WG2238762 |
| 1,2-Dichlorobenzene | ND | | 0.00100 | 1 | 03/03/2024 20:31 | WG2238762 |
| 1,3-Dichlorobenzene | ND | | 0.00100 | 1 | 03/03/2024 20:31 | WG2238762 |
| 1,4-Dichlorobenzene | ND | | 0.00100 | 1 | 03/03/2024 20:31 | WG2238762 |
| trans-1,4-Dichloro-2-butene | ND | | 0.00250 | 1 | 03/03/2024 20:31 | WG2238762 |
| Dichlorodifluoromethane | ND | | 0.00500 | 1 | 03/03/2024 20:31 | WG2238762 |
| 1,1-Dichloroethane | ND | | 0.00100 | 1 | 03/03/2024 20:31 | WG2238762 |
| 1,2-Dichloroethane | ND | | 0.00100 | 1 | 03/03/2024 20:31 | WG2238762 |
| 1,1-Dichloroethene | ND | | 0.00100 | 1 | 03/03/2024 20:31 | WG2238762 |
| cis-1,2-Dichloroethene | ND | | 0.00100 | 1 | 03/03/2024 20:31 | WG2238762 |
| trans-1,2-Dichloroethene | ND | | 0.00100 | 1 | 03/03/2024 20:31 | WG2238762 |
| 1,2-Dichloropropane | ND | | 0.00100 | 1 | 03/03/2024 20:31 | WG2238762 |
| cis-1,3-Dichloropropene | ND | | 0.00100 | 1 | 03/03/2024 20:31 | WG2238762 |
| trans-1,3-Dichloropropene | ND | | 0.00100 | 1 | 03/03/2024 20:31 | WG2238762 |
| Ethylbenzene | ND | | 0.00100 | 1 | 03/03/2024 20:31 | WG2238762 |
| Hexachloro-1,3-butadiene | ND | | 0.00100 | 1 | 03/03/2024 20:31 | WG2238762 |
| 2-Hexanone | ND | | 0.0100 | 1 | 03/03/2024 20:31 | WG2238762 |
| 2-Butanone (MEK) | 0.0158 | | 0.0100 | 1 | 03/03/2024 20:31 | WG2238762 |
| Iodomethane | ND | | 0.0100 | 1 | 03/03/2024 20:31 | WG2238762 |
| Methylene Chloride | ND | | 0.00500 | 1 | 03/03/2024 20:31 | WG2238762 |
| 4-Methyl-2-pentanone (MIBK) | ND | | 0.0100 | 1 | 03/03/2024 20:31 | WG2238762 |
| Naphthalene | ND | | 0.00500 | 1 | 03/03/2024 20:31 | WG2238762 |
| n-Propylbenzene | ND | | 0.00100 | 1 | 03/03/2024 20:31 | WG2238762 |
| Styrene | ND | | 0.00100 | 1 | 03/03/2024 20:31 | WG2238762 |
| 1,1,1,2-Tetrachloroethane | ND | | 0.00100 | 1 | 03/03/2024 20:31 | WG2238762 |
| 1,1,2,2-Tetrachloroethane | ND | | 0.00100 | 1 | 03/03/2024 20:31 | WG2238762 |
| 1,1,2-Trichlorotrifluoroethane | ND | | 0.00100 | 1 | 03/03/2024 20:31 | WG2238762 |
| Tetrachloroethene | ND | | 0.00100 | 1 | 03/03/2024 20:31 | WG2238762 |
| Toluene | ND | | 0.00100 | 1 | 03/03/2024 20:31 | WG2238762 |
| 1,2,4-Trichlorobenzene | ND | | 0.00100 | 1 | 03/03/2024 20:31 | WG2238762 |
| 1,1,1-Trichloroethane | ND | | 0.00100 | 1 | 03/03/2024 20:31 | WG2238762 |
| 1,1,2-Trichloroethane | ND | | 0.00100 | 1 | 03/03/2024 20:31 | WG2238762 |
| Trichloroethene | ND | | 0.00100 | 1 | 03/03/2024 20:31 | WG2238762 |
| Trichlorofluoromethane | ND | | 0.00500 | 1 | 03/03/2024 20:31 | WG2238762 |
| 1,2,3-Trichloropropane | ND | | 0.00250 | 1 | 03/03/2024 20:31 | WG2238762 |
| 1,2,4-Trimethylbenzene | ND | | 0.00100 | 1 | 03/03/2024 20:31 | WG2238762 |

## Volatile Organic Compounds (GC/MS) by Method 8260B

| Analyte | Result mg/l | Qualifier | RDL mg/l | Dilution | Analysis date / time | Batch |
|---|---|---|---|---|---|---|
| 1,3,5-Trimethylbenzene | ND | | 0.00100 | 1 | 03/03/2024 20:31 | WG2238762 |
| Vinyl acetate | ND | L1 | 0.0100 | 1 | 03/03/2024 20:31 | WG2238762 |
| Vinyl chloride | ND | | 0.00100 | 1 | 03/03/2024 20:31 | WG2238762 |
| Xylenes, Total | ND | | 0.00300 | 1 | 03/03/2024 20:31 | WG2238762 |
| Di-isopropyl ether | ND | | 0.00100 | 1 | 03/03/2024 20:31 | WG2238762 |
| Ethanol | ND | | 0.100 | 1 | 03/03/2024 20:31 | WG2238762 |
| Ethyl tert-butyl ether | ND | | 0.00100 | 1 | 03/03/2024 20:31 | WG2238762 |
| Methyl tert-butyl ether | ND | | 0.00100 | 1 | 03/03/2024 20:31 | WG2238762 |
| tert-Butyl alcohol | 0.0213 | | 0.00500 | 1 | 03/03/2024 20:31 | WG2238762 |
| tert-Amyl Methyl Ether | ND | | 0.00100 | 1 | 03/03/2024 20:31 | WG2238762 |
| *(S) Toluene-d8* | *99.3* | | *80.0-120* | | *03/03/2024 20:31* | WG2238762 |
| *(S) 4-Bromofluorobenzene* | *89.4* | | *77.0-126* | | *03/03/2024 20:31* | WG2238762 |
| *(S) 1,2-Dichloroethane-d4* | *104* | | *70.0-130* | | *03/03/2024 20:31* | WG2238762 |

## Volatile Organic Compounds (GC/MS) by Method 8260B

| Analyte | Result mg/l | Qualifier | RDL mg/l | Dilution | Analysis date / time | Batch |
|---|---|---|---|---|---|---|
| Acetone | ND | | 0.0500 | 1 | 03/03/2024 19:50 | WG2238762 |
| Acrylonitrile | ND | | 0.0100 | 1 | 03/03/2024 19:50 | WG2238762 |
| Benzene | ND | | 0.00100 | 1 | 03/03/2024 19:50 | WG2238762 |
| Bromobenzene | ND | | 0.00100 | 1 | 03/03/2024 19:50 | WG2238762 |
| Bromochloromethane | ND | | 0.00100 | 1 | 03/03/2024 19:50 | WG2238762 |
| Bromodichloromethane | ND | | 0.00100 | 1 | 03/03/2024 19:50 | WG2238762 |
| Bromoform | ND | | 0.00100 | 1 | 03/03/2024 19:50 | WG2238762 |
| Bromomethane | ND | | 0.00500 | 1 | 03/03/2024 19:50 | WG2238762 |
| n-Butylbenzene | ND | | 0.00100 | 1 | 03/03/2024 19:50 | WG2238762 |
| sec-Butylbenzene | ND | | 0.00100 | 1 | 03/03/2024 19:50 | WG2238762 |
| tert-Butylbenzene | ND | | 0.00100 | 1 | 03/03/2024 19:50 | WG2238762 |
| Carbon tetrachloride | ND | | 0.00100 | 1 | 03/03/2024 19:50 | WG2238762 |
| Carbon disulfide | ND | | 0.00100 | 1 | 03/03/2024 19:50 | WG2238762 |
| Chlorobenzene | ND | | 0.00100 | 1 | 03/03/2024 19:50 | WG2238762 |
| Chlorodibromomethane | ND | | 0.00100 | 1 | 03/03/2024 19:50 | WG2238762 |
| Chloroethane | ND | | 0.00500 | 1 | 03/03/2024 19:50 | WG2238762 |
| Chloroform | ND | | 0.00500 | 1 | 03/03/2024 19:50 | WG2238762 |
| Chloromethane | ND | | 0.00250 | 1 | 03/03/2024 19:50 | WG2238762 |
| 1,2-Dibromo-3-Chloropropane | ND | | 0.00500 | 1 | 03/03/2024 19:50 | WG2238762 |
| 1,2-Dibromoethane | ND | | 0.00100 | 1 | 03/03/2024 19:50 | WG2238762 |
| Dibromomethane | ND | | 0.00100 | 1 | 03/03/2024 19:50 | WG2238762 |
| 1,2-Dichlorobenzene | ND | | 0.00100 | 1 | 03/03/2024 19:50 | WG2238762 |
| 1,3-Dichlorobenzene | ND | | 0.00100 | 1 | 03/03/2024 19:50 | WG2238762 |
| 1,4-Dichlorobenzene | ND | | 0.00100 | 1 | 03/03/2024 19:50 | WG2238762 |
| trans-1,4-Dichloro-2-butene | ND | | 0.00250 | 1 | 03/03/2024 19:50 | WG2238762 |
| Dichlorodifluoromethane | ND | | 0.00500 | 1 | 03/03/2024 19:50 | WG2238762 |
| 1,1-Dichloroethane | ND | | 0.00100 | 1 | 03/03/2024 19:50 | WG2238762 |
| 1,2-Dichloroethane | ND | | 0.00100 | 1 | 03/03/2024 19:50 | WG2238762 |
| 1,1-Dichloroethene | ND | | 0.00100 | 1 | 03/03/2024 19:50 | WG2238762 |
| cis-1,2-Dichloroethene | ND | | 0.00100 | 1 | 03/03/2024 19:50 | WG2238762 |
| trans-1,2-Dichloroethene | ND | | 0.00100 | 1 | 03/03/2024 19:50 | WG2238762 |
| 1,2-Dichloropropane | ND | | 0.00100 | 1 | 03/03/2024 19:50 | WG2238762 |
| cis-1,3-Dichloropropene | ND | | 0.00100 | 1 | 03/03/2024 19:50 | WG2238762 |
| trans-1,3-Dichloropropene | ND | | 0.00100 | 1 | 03/03/2024 19:50 | WG2238762 |
| Ethylbenzene | ND | | 0.00100 | 1 | 03/03/2024 19:50 | WG2238762 |
| Hexachloro-1,3-butadiene | ND | | 0.00100 | 1 | 03/03/2024 19:50 | WG2238762 |
| 2-Hexanone | ND | | 0.0100 | 1 | 03/03/2024 19:50 | WG2238762 |
| 2-Butanone (MEK) | ND | | 0.0100 | 1 | 03/03/2024 19:50 | WG2238762 |
| Iodomethane | ND | | 0.0100 | 1 | 03/03/2024 19:50 | WG2238762 |
| Methylene Chloride | ND | | 0.00500 | 1 | 03/03/2024 19:50 | WG2238762 |
| 4-Methyl-2-pentanone (MIBK) | ND | | 0.0100 | 1 | 03/03/2024 19:50 | WG2238762 |
| Naphthalene | ND | | 0.00500 | 1 | 03/03/2024 19:50 | WG2238762 |
| n-Propylbenzene | ND | | 0.00100 | 1 | 03/03/2024 19:50 | WG2238762 |
| Styrene | ND | | 0.00100 | 1 | 03/03/2024 19:50 | WG2238762 |
| 1,1,1,2-Tetrachloroethane | ND | | 0.00100 | 1 | 03/03/2024 19:50 | WG2238762 |
| 1,1,2,2-Tetrachloroethane | ND | | 0.00100 | 1 | 03/03/2024 19:50 | WG2238762 |
| 1,1,2-Trichlorotrifluoroethane | ND | | 0.00100 | 1 | 03/03/2024 19:50 | WG2238762 |
| Tetrachloroethene | ND | | 0.00100 | 1 | 03/03/2024 19:50 | WG2238762 |
| Toluene | ND | | 0.00100 | 1 | 03/03/2024 19:50 | WG2238762 |
| 1,2,4-Trichlorobenzene | ND | | 0.00100 | 1 | 03/03/2024 19:50 | WG2238762 |
| 1,1,1-Trichloroethane | ND | | 0.00100 | 1 | 03/03/2024 19:50 | WG2238762 |
| 1,1,2-Trichloroethane | ND | | 0.00100 | 1 | 03/03/2024 19:50 | WG2238762 |
| Trichloroethene | ND | | 0.00100 | 1 | 03/03/2024 19:50 | WG2238762 |
| Trichlorofluoromethane | ND | | 0.00500 | 1 | 03/03/2024 19:50 | WG2238762 |
| 1,2,3-Trichloropropane | ND | | 0.00250 | 1 | 03/03/2024 19:50 | WG2238762 |
| 1,2,4-Trimethylbenzene | ND | | 0.00100 | 1 | 03/03/2024 19:50 | WG2238762 |

## Volatile Organic Compounds (GC/MS) by Method 8260B

| Analyte | Result mg/l | Qualifier | RDL mg/l | Dilution | Analysis date / time | Batch |
|---|---|---|---|---|---|---|
| 1,3,5-Trimethylbenzene | ND | | 0.00100 | 1 | 03/03/2024 19:50 | WG2238762 |
| Vinyl acetate | ND | L1 | 0.0100 | 1 | 03/03/2024 19:50 | WG2238762 |
| Vinyl chloride | ND | | 0.00100 | 1 | 03/03/2024 19:50 | WG2238762 |
| Xylenes, Total | ND | | 0.00300 | 1 | 03/03/2024 19:50 | WG2238762 |
| Di-isopropyl ether | ND | | 0.00100 | 1 | 03/03/2024 19:50 | WG2238762 |
| Ethanol | ND | | 0.100 | 1 | 03/03/2024 19:50 | WG2238762 |
| Ethyl tert-butyl ether | ND | | 0.00100 | 1 | 03/03/2024 19:50 | WG2238762 |
| Methyl tert-butyl ether | ND | | 0.00100 | 1 | 03/03/2024 19:50 | WG2238762 |
| tert-Butyl alcohol | ND | | 0.00500 | 1 | 03/03/2024 19:50 | WG2238762 |
| tert-Amyl Methyl Ether | ND | | 0.00100 | 1 | 03/03/2024 19:50 | WG2238762 |
| *(S) Toluene-d8* | *98.1* | | *80.0-120* | | *03/03/2024 19:50* | WG2238762 |
| *(S) 4-Bromofluorobenzene* | *87.4* | | *77.0-126* | | *03/03/2024 19:50* | WG2238762 |
| *(S) 1,2-Dichloroethane-d4* | *107* | | *70.0-130* | | *03/03/2024 19:50* | WG2238762 |

## Method Blank (MB)

(MB) R4042897-1 03/05/24 13:26

| Analyte | MB Result mg/l | MB Qualifier | MB MDL mg/l | MB RDL mg/l |
|---|---|---|---|---|
| Dissolved Solids | U | | 10.0 | 10.0 |

## L1710618-01 Original Sample (OS) • Duplicate (DUP)

(OS) L1710618-01 03/05/24 13:26 • (DUP) R4042897-3 03/05/24 13:26

| Analyte | Original Result mg/l | DUP Result mg/l | Dilution | DUP RPD % | DUP Qualifier | DUP RPD Limits % |
|---|---|---|---|---|---|---|
| Dissolved Solids | 128 | 134 | 1 | 4.58 | | 10 |

## L1710618-02 Original Sample (OS) • Duplicate (DUP)

(OS) L1710618-02 03/05/24 13:26 • (DUP) R4042897-4 03/05/24 13:26

| Analyte | Original Result mg/l | DUP Result mg/l | Dilution | DUP RPD % | DUP Qualifier | DUP RPD Limits % |
|---|---|---|---|---|---|---|
| Dissolved Solids | 322 | 339 | 1 | 5.14 | | 10 |

## Laboratory Control Sample (LCS)

(LCS) R4042897-2 03/05/24 13:26

| Analyte | Spike Amount mg/l | LCS Result mg/l | LCS Rec. % | Rec. Limits % | LCS Qualifier |
|---|---|---|---|---|---|
| Dissolved Solids | 8800 | 8660 | 98.4 | 85.0-115 | |

## Method Blank (MB)

(MB) R4042925-1 03/05/24 12:07

| Analyte | MB Result mg/l | MB Qualifier | MB MDL mg/l | MB RDL mg/l |
|---|---|---|---|---|
| Dissolved Solids | U | | 10.0 | 10.0 |

## L1710621-01 Original Sample (OS) • Duplicate (DUP)

(OS) L1710621-01 03/05/24 12:07 • (DUP) R4042925-3 03/05/24 12:07

| Analyte | Original Result mg/l | DUP Result mg/l | Dilution | DUP RPD % | DUP Qualifier | DUP RPD Limits % |
|---|---|---|---|---|---|---|
| Dissolved Solids | 609 | 633 | 1 | 3.86 | | 10 |

## L1710713-04 Original Sample (OS) • Duplicate (DUP)

(OS) L1710713-04 03/05/24 12:07 • (DUP) R4042925-4 03/05/24 12:07

| Analyte | Original Result mg/l | DUP Result mg/l | Dilution | DUP RPD % | DUP Qualifier | DUP RPD Limits % |
|---|---|---|---|---|---|---|
| Dissolved Solids | 772 | 815 | 1 | 5.38 | | 10 |

## Laboratory Control Sample (LCS)

(LCS) R4042925-2 03/05/24 12:07

| Analyte | Spike Amount mg/l | LCS Result mg/l | LCS Rec. % | Rec. Limits % | LCS Qualifier |
|---|---|---|---|---|---|
| Dissolved Solids | 8800 | 8700 | 98.9 | 85.0-115 | |

## Method Blank (MB)

(MB) R4042933-1 03/05/24 20:45

| Analyte | MB Result mg/l | MB Qualifier | MB MDL mg/l | MB RDL mg/l |
|---|---|---|---|---|
| Dissolved Solids | U | | 10.0 | 10.0 |

## L1710713-01 Original Sample (OS) • Duplicate (DUP)

(OS) L1710713-01 03/05/24 20:45 • (DUP) R4042933-3 03/05/24 20:45

| Analyte | Original Result mg/l | DUP Result mg/l | Dilution | DUP RPD % | DUP Qualifier | DUP RPD Limits % |
|---|---|---|---|---|---|---|
| Dissolved Solids | 653 | 679 | 1 | 3.80 | | 10 |

## L1710720-01 Original Sample (OS) • Duplicate (DUP)

(OS) L1710720-01 03/05/24 20:45 • (DUP) R4042933-4 03/05/24 20:45

| Analyte | Original Result mg/l | DUP Result mg/l | Dilution | DUP RPD % | DUP Qualifier | DUP RPD Limits % |
|---|---|---|---|---|---|---|
| Dissolved Solids | 297 | 314 | 1 | 5.56 | | 10 |

## Laboratory Control Sample (LCS)

(LCS) R4042933-2 03/05/24 20:45

| Analyte | Spike Amount mg/l | LCS Result mg/l | LCS Rec. % | Rec. Limits % | LCS Qualifier |
|---|---|---|---|---|---|
| Dissolved Solids | 8800 | 8770 | 99.7 | 85.0-115 | |

## Method Blank (MB)

(MB) R4043133-3 03/01/24 15:21

| Analyte | MB Result mg/l | MB Qualifier | MB MDL mg/l | MB RDL mg/l |
|---|---|---|---|---|
| Nitrate | 0.0596 | E4 | 0.0480 | 0.100 |
| Nitrite | U | | 0.0420 | 0.100 |
| Sulfate | U | | 0.594 | 5.00 |

## L1710697-01 Original Sample (OS) • Duplicate (DUP)

(OS) L1710697-01 03/01/24 15:48 • (DUP) R4043133-5 03/01/24 16:02

| Analyte | Original Result mg/l | DUP Result mg/l | Dilution | DUP RPD % | DUP Qualifier | DUP RPD Limits % |
|---|---|---|---|---|---|---|
| Nitrate | 0.471 | 0.230 | 1 | 69.0 | R8 | 15 |
| Nitrite | ND | ND | 1 | 0.000 | | 15 |
| Sulfate | 28.9 | 30.1 | 1 | 4.17 | | 15 |

## L1710713-01 Original Sample (OS) • Duplicate (DUP)

(OS) L1710713-01 03/01/24 18:47 • (DUP) R4043133-7 03/01/24 19:01

| Analyte | Original Result mg/l | DUP Result mg/l | Dilution | DUP RPD % | DUP Qualifier | DUP RPD Limits % |
|---|---|---|---|---|---|---|
| Nitrate | ND | ND | 1 | 0.000 | | 15 |
| Nitrite | ND | ND | 1 | 0.000 | | 15 |
| Sulfate | 173 | 170 | 1 | 1.87 | | 15 |

## Laboratory Control Sample (LCS)

(LCS) R4043133-4 03/01/24 15:35

| Analyte | Spike Amount mg/l | LCS Result mg/l | LCS Rec. % | Rec. Limits % | LCS Qualifier |
|---|---|---|---|---|---|
| Nitrate | 8.00 | 7.02 | 87.8 | 80.0-120 | |
| Nitrite | 8.00 | 7.64 | 95.5 | 80.0-120 | |
| Sulfate | 40.0 | 38.7 | 96.7 | 80.0-120 | |

## L1710697-01 Original Sample (OS) • Matrix Spike (MS)

(OS) L1710697-01 03/01/24 15:48 • (MS) R4043133-6 03/01/24 16:16

| Analyte | Spike Amount mg/l | Original Result mg/l | MS Result mg/l | MS Rec. % | Dilution | Rec. Limits % | MS Qualifier |
|---|---|---|---|---|---|---|---|
| Nitrate | 8.00 | 0.471 | 7.97 | 93.8 | 1 | 80.0-120 | |
| Nitrite | 8.00 | ND | 7.86 | 97.3 | 1 | 80.0-120 | |
| Sulfate | 40.0 | 28.9 | 63.8 | 87.3 | 1 | 80.0-120 | |

## L1710713-01 Original Sample (OS) • Matrix Spike (MS) • Matrix Spike Duplicate (MSD)

(OS) L1710713-01 03/01/24 18:47 • (MS) R4043133-8 03/01/24 19:14 • (MSD) R4043133-9 03/01/24 19:28

| Analyte | Spike Amount mg/l | Original Result mg/l | MS Result mg/l | MSD Result mg/l | MS Rec. % | MSD Rec. % | Dilution | Rec. Limits % | MS Qualifier | MSD Qualifier | RPD % | RPD Limits % |
|---|---|---|---|---|---|---|---|---|---|---|---|---|
| Nitrate | 8.00 | ND | 9.33 | 9.17 | 117 | 115 | 1 | 80.0-120 | | | 1.80 | 15 |
| Nitrite | 8.00 | ND | 8.11 | 8.04 | 101 | 101 | 1 | 80.0-120 | | | 0.878 | 15 |
| Sulfate | 40.0 | 173 | 176 | 176 | 7.12 | 6.76 | 1 | 80.0-120 | M3 | M3 | 0.0821 | 15 |

## Method Blank (MB)

(MB) R4043666-1 03/08/24 15:33

| Analyte | MB Result mg/l | MB Qualifier | MB MDL mg/l | MB RDL mg/l |
|---|---|---|---|---|
| Sulfate | U | | 0.594 | 5.00 |

## L1710706-01 Original Sample (OS) • Duplicate (DUP)

(OS) L1710706-01 03/08/24 15:58 • (DUP) R4043666-3 03/08/24 16:11

| Analyte | Original Result mg/l | DUP Result mg/l | Dilution | DUP RPD % | DUP Qualifier | DUP RPD Limits % |
|---|---|---|---|---|---|---|
| Sulfate | 197 | 197 | 1 | 0.251 | | 15 |

Sample Narrative:

OS: NO3 dup failing due to high SO4 coeluding.

DUP: NO3 dup failing due to high SO4 coeluding.

## L1710713-01 Original Sample (OS) • Duplicate (DUP)

(OS) L1710713-01 03/08/24 18:04 • (DUP) R4043666-5 03/08/24 18:17

| Analyte | Original Result mg/l | DUP Result mg/l | Dilution | DUP RPD % | DUP Qualifier | DUP RPD Limits % |
|---|---|---|---|---|---|---|
| Sulfate | 174 | 173 | 1 | 0.739 | | 15 |

## Laboratory Control Sample (LCS)

(LCS) R4043666-2 03/08/24 15:46

| Analyte | Spike Amount mg/l | LCS Result mg/l | LCS Rec. % | Rec. Limits % | LCS Qualifier |
|---|---|---|---|---|---|
| Sulfate | 40.0 | 40.7 | 102 | 80.0-120 | |

## L1710706-01 Original Sample (OS) • Matrix Spike (MS)

(OS) L1710706-01 03/08/24 15:58 • (MS) R4043666-4 03/08/24 16:24

| Analyte | Spike Amount mg/l | Original Result mg/l | MS Result mg/l | MS Rec. % | Dilution | Rec. Limits % | MS Qualifier |
|---|---|---|---|---|---|---|---|
| Sulfate | 40.0 | 197 | 198 | 3.72 | 1 | 80.0-120 | M3 |

Sample Narrative:

OS: NO3 dup failing due to high SO4 coeluding.

MS: SO4 spike failed due to high parent hit

## L1710713-01 Original Sample (OS) • Matrix Spike (MS) • Matrix Spike Duplicate (MSD)

(OS) L1710713-01 03/08/24 18:04 • (MS) R4043666-6 03/08/24 18:30 • (MSD) R4043666-7 03/08/24 18:42

| Analyte | Spike Amount mg/l | Original Result mg/l | MS Result mg/l | MSD Result mg/l | MS Rec. % | MSD Rec. % | Dilution | Rec. Limits % | MS Qualifier | MSD Qualifier | RPD % | RPD Limits % |
|---|---|---|---|---|---|---|---|---|---|---|---|---|
| Sulfate | 40.0 | 174 | 180 | 181 | 14.6 | 16.2 | 1 | 80.0-120 | M3 | M3 | 0.360 | 15 |

Sample Narrative:

MS: SO4 spike failed due to high parent hit

MSD: SO4 spike failed due to high parent hit

# QUALITY CONTROL SUMMARY

L1710713-01,02,03,04,05

## Method Blank (MB)

(MB) R4040793-6 03/02/24 18:52

| Analyte | MB Result mg/l | MB Qualifier | MB MDL mg/l | MB RDL mg/l |
|---|---|---|---|---|
| Iron | U | | 0.0180 | 0.100 |

## Laboratory Control Sample (LCS)

(LCS) R4040793-7 03/02/24 18:54

| Analyte | Spike Amount mg/l | LCS Result mg/l | LCS Rec. % | Rec. Limits % | LCS Qualifier |
|---|---|---|---|---|---|
| Iron | 10.0 | 10.0 | 100 | 80.0-120 | |

## L1710713-01 Original Sample (OS) • Matrix Spike (MS) • Matrix Spike Duplicate (MSD)

(OS) L1710713-01 03/02/24 18:56 • (MS) R4040793-9 03/02/24 18:59 • (MSD) R4040793-10 03/02/24 19:01

| Analyte | Spike Amount mg/l | Original Result mg/l | MS Result mg/l | MSD Result mg/l | MS Rec. % | MSD Rec. % | Dilution | Rec. Limits % | MS Qualifier | MSD Qualifier | RPD % | RPD Limits % |
|---|---|---|---|---|---|---|---|---|---|---|---|---|
| Iron | 10.0 | 0.706 | 10.6 | 10.8 | 99.1 | 100 | 1 | 75.0-125 | | | 1.23 | 20 |

## Method Blank (MB)

(MB) R4041083-2 03/04/24 09:15

| Analyte | MB Result mg/l | MB Qualifier | MB MDL mg/l | MB RDL mg/l |
|---|---|---|---|---|
| Methane | U | | 0.00291 | 0.0100 |
| Ethane | U | | 0.00407 | 0.0130 |
| Ethene | U | | 0.00426 | 0.0130 |

## L1710326-07 Original Sample (OS) • Duplicate (DUP)

(OS) L1710326-07 03/04/24 09:38 • (DUP) R4041083-3 03/04/24 11:06

| Analyte | Original Result mg/l | DUP Result mg/l | Dilution | DUP RPD % | DUP Qualifier | DUP RPD Limits % |
|---|---|---|---|---|---|---|
| Methane | ND | ND | 1 | 0.000 | | 20 |
| Ethane | ND | ND | 1 | 0.000 | | 20 |
| Ethene | ND | ND | 1 | 0.000 | | 20 |

## L1710670-01 Original Sample (OS) • Duplicate (DUP)

(OS) L1710670-01 03/04/24 11:40 • (DUP) R4041083-4 03/04/24 11:55

| Analyte | Original Result mg/l | DUP Result mg/l | Dilution | DUP RPD % | DUP Qualifier | DUP RPD Limits % |
|---|---|---|---|---|---|---|
| Methane | ND | ND | 1 | 0.000 | | 20 |
| Ethane | ND | ND | 1 | 0.000 | | 20 |
| Ethene | ND | ND | 1 | 0.000 | | 20 |

## Laboratory Control Sample (LCS) • Laboratory Control Sample Duplicate (LCSD)

(LCS) R4041083-1 03/04/24 09:12 • (LCSD) R4041083-7 03/04/24 12:03

| Analyte | Spike Amount mg/l | LCS Result mg/l | LCSD Result mg/l | LCS Rec. % | LCSD Rec. % | Rec. Limits % | LCS Qualifier | LCSD Qualifier | RPD % | RPD Limits % |
|---|---|---|---|---|---|---|---|---|---|---|
| Methane | 0.0678 | 0.0700 | 0.0651 | 103 | 96.0 | 85.0-115 | | | 7.25 | 20 |
| Ethane | 0.129 | 0.125 | 0.124 | 96.9 | 96.1 | 85.0-115 | | | 0.803 | 20 |
| Ethene | 0.127 | 0.125 | 0.125 | 98.4 | 98.4 | 85.0-115 | | | 0.000 | 20 |

## L1710713-01 Original Sample (OS) • Matrix Spike (MS) • Matrix Spike Duplicate (MSD)

(OS) L1710713-01 03/04/24 11:52 • (MS) R4041083-5 03/04/24 11:58 • (MSD) R4041083-6 03/04/24 12:00

| Analyte | Spike Amount mg/l | Original Result mg/l | MS Result mg/l | MSD Result mg/l | MS Rec. % | MSD Rec. % | Dilution | Rec. Limits % | MS Qualifier | MSD Qualifier | RPD % | RPD Limits % |
|---|---|---|---|---|---|---|---|---|---|---|---|---|
| Methane | 0.0678 | ND | 0.0666 | 0.0666 | 98.2 | 98.2 | 1 | 50.0-150 | | | 0.000 | 20 |
| Ethane | 0.129 | ND | 0.126 | 0.125 | 97.7 | 96.9 | 1 | 50.0-150 | | | 0.797 | 20 |
| Ethene | 0.127 | ND | 0.126 | 0.126 | 99.2 | 99.2 | 1 | 50.0-150 | | | 0.000 | 20 |

## Method Blank (MB)

(MB) R4041085-2 03/04/24 09:14

| Analyte | MB Result mg/l | MB Qualifier | MB MDL mg/l | MB RDL mg/l |
|---|---|---|---|---|
| Methane | U | | 0.00291 | 0.0100 |
| Ethane | U | | 0.00407 | 0.0130 |
| Ethene | U | | 0.00426 | 0.0130 |

## L1710713-02 Original Sample (OS) • Duplicate (DUP)

(OS) L1710713-02 03/04/24 09:39 • (DUP) R4041085-3 03/04/24 11:08

| Analyte | Original Result mg/l | DUP Result mg/l | Dilution | DUP RPD % | DUP Qualifier | DUP RPD Limits % |
|---|---|---|---|---|---|---|
| Methane | ND | ND | 1 | 0.000 | | 20 |
| Ethane | ND | ND | 1 | 0.000 | | 20 |
| Ethene | ND | ND | 1 | 0.000 | | 20 |

## L1710761-04 Original Sample (OS) • Duplicate (DUP)

(OS) L1710761-04 03/04/24 11:26 • (DUP) R4041085-4 03/04/24 12:04

| Analyte | Original Result mg/l | DUP Result mg/l | Dilution | DUP RPD % | DUP Qualifier | DUP RPD Limits % |
|---|---|---|---|---|---|---|
| Methane | ND | ND | 1 | 0.000 | | 20 |
| Ethane | ND | ND | 1 | 0.000 | | 20 |
| Ethene | ND | ND | 1 | 0.000 | | 20 |

## Laboratory Control Sample (LCS) • Laboratory Control Sample Duplicate (LCSD)

(LCS) R4041085-1 03/04/24 09:11 • (LCSD) R4041085-7 03/04/24 12:19

| Analyte | Spike Amount mg/l | LCS Result mg/l | LCSD Result mg/l | LCS Rec. % | LCSD Rec. % | Rec. Limits % | LCS Qualifier | LCSD Qualifier | RPD % | RPD Limits % |
|---|---|---|---|---|---|---|---|---|---|---|
| Methane | 0.0678 | 0.0645 | 0.0635 | 95.1 | 93.7 | 85.0-115 | | | 1.56 | 20 |
| Ethane | 0.129 | 0.111 | 0.113 | 86.0 | 87.6 | 85.0-115 | | | 1.79 | 20 |
| Ethene | 0.127 | 0.112 | 0.114 | 88.2 | 89.8 | 85.0-115 | | | 1.77 | 20 |

## L1710815-04 Original Sample (OS) • Matrix Spike (MS) • Matrix Spike Duplicate (MSD)

(OS) L1710815-04 03/04/24 11:56 • (MS) R4041085-5 03/04/24 12:08 • (MSD) R4041085-6 03/04/24 12:14

| Analyte | Spike Amount mg/l | Original Result mg/l | MS Result mg/l | MSD Result mg/l | MS Rec. % | MSD Rec. % | Dilution | Rec. Limits % | MS Qualifier | MSD Qualifier | RPD % | RPD Limits % |
|---|---|---|---|---|---|---|---|---|---|---|---|---|
| Methane | 0.0678 | 0.477 | 0.541 | 0.541 | 94.4 | 94.4 | 1 | 50.0-150 | | | 0.000 | 20 |
| Ethane | 0.129 | ND | 0.136 | 0.131 | 105 | 102 | 1 | 50.0-150 | | | 3.75 | 20 |
| Ethene | 0.127 | ND | 0.136 | 0.131 | 107 | 103 | 1 | 50.0-150 | | | 3.75 | 20 |

## Method Blank (MB)

(MB) R4042444-3 03/03/24 18:50

| Analyte | MB Result mg/l | MB Qualifier | MB MDL mg/l | MB RDL mg/l |
|---|---|---|---|---|
| Acetone | U | | 0.0113 | 0.0500 |
| Acrylonitrile | U | | 0.000671 | 0.0100 |
| Benzene | U | | 0.0000941 | 0.00100 |
| Bromobenzene | U | | 0.000118 | 0.00100 |
| Bromochloromethane | U | | 0.000128 | 0.00100 |
| Bromodichloromethane | U | | 0.000136 | 0.00100 |
| Bromoform | U | | 0.000129 | 0.00100 |
| Bromomethane | U | | 0.000605 | 0.00500 |
| n-Butylbenzene | U | | 0.000157 | 0.00100 |
| sec-Butylbenzene | U | | 0.000125 | 0.00100 |
| tert-Butylbenzene | U | | 0.000127 | 0.00100 |
| Carbon tetrachloride | U | | 0.000128 | 0.00100 |
| Carbon disulfide | U | | 0.0000962 | 0.00100 |
| Chlorobenzene | U | | 0.000116 | 0.00100 |
| Chlorodibromomethane | U | | 0.000140 | 0.00100 |
| Chloroethane | U | | 0.000192 | 0.00500 |
| Chloroform | U | | 0.000111 | 0.00500 |
| Chloromethane | U | | 0.000960 | 0.00250 |
| 1,2-Dibromo-3-Chloropropane | U | | 0.000276 | 0.00500 |
| 1,2-Dibromoethane | U | | 0.000126 | 0.00100 |
| Dibromomethane | U | | 0.000122 | 0.00100 |
| 1,2-Dichlorobenzene | U | | 0.000107 | 0.00100 |
| 1,3-Dichlorobenzene | U | | 0.000110 | 0.00100 |
| 1,4-Dichlorobenzene | U | | 0.000120 | 0.00100 |
| trans-1,4-Dichloro-2-butene | U | | 0.000467 | 0.00250 |
| Dichlorodifluoromethane | U | | 0.000374 | 0.00500 |
| 1,1-Dichloroethane | U | | 0.000100 | 0.00100 |
| 1,2-Dichloroethane | U | | 0.0000819 | 0.00100 |
| 1,1-Dichloroethene | U | | 0.000188 | 0.00100 |
| cis-1,2-Dichloroethene | U | | 0.000126 | 0.00100 |
| trans-1,2-Dichloroethene | U | | 0.000149 | 0.00100 |
| 1,2-Dichloropropane | U | | 0.000149 | 0.00100 |
| cis-1,3-Dichloropropene | U | | 0.000111 | 0.00100 |
| trans-1,3-Dichloropropene | U | | 0.000118 | 0.00100 |
| Ethylbenzene | U | | 0.000137 | 0.00100 |
| Hexachloro-1,3-butadiene | U | | 0.000337 | 0.00100 |
| 2-Hexanone | U | | 0.000787 | 0.0100 |
| 2-Butanone (MEK) | U | | 0.00119 | 0.0100 |
| Iodomethane | U | | 0.00600 | 0.0100 |
| Methylene Chloride | U | | 0.000430 | 0.00500 |

## Method Blank (MB)

(MB) R4042444-3 03/03/24 18:50

| Analyte | MB Result mg/l | MB Qualifier | MB MDL mg/l | MB RDL mg/l |
|---|---|---|---|---|
| 4-Methyl-2-pentanone (MIBK) | U | | 0.000478 | 0.0100 |
| Naphthalene | U | | 0.00100 | 0.00500 |
| n-Propylbenzene | U | | 0.0000993 | 0.00100 |
| Styrene | U | | 0.000118 | 0.00100 |
| 1,1,1,2-Tetrachloroethane | U | | 0.000147 | 0.00100 |
| 1,1,2,2-Tetrachloroethane | U | | 0.000133 | 0.00100 |
| 1,1,2-Trichlorotrifluoroethane | U | | 0.000180 | 0.00100 |
| Tetrachloroethene | U | | 0.000300 | 0.00100 |
| Toluene | U | | 0.000278 | 0.00100 |
| 1,2,4-Trichlorobenzene | U | | 0.000481 | 0.00100 |
| 1,1,1-Trichloroethane | U | | 0.000149 | 0.00100 |
| 1,1,2-Trichloroethane | U | | 0.000158 | 0.00100 |
| Trichloroethene | U | | 0.000190 | 0.00100 |
| Trichlorofluoromethane | U | | 0.000160 | 0.00500 |
| 1,2,3-Trichloropropane | U | | 0.000237 | 0.00250 |
| 1,2,4-Trimethylbenzene | U | | 0.000322 | 0.00100 |
| 1,3,5-Trimethylbenzene | U | | 0.000104 | 0.00100 |
| Vinyl acetate | U | | 0.000692 | 0.0100 |
| Vinyl chloride | U | | 0.000234 | 0.00100 |
| Xylenes, Total | U | | 0.000174 | 0.00300 |
| Di-isopropyl ether | U | | 0.000105 | 0.00100 |
| Ethanol | U | | 0.0420 | 0.100 |
| Ethyl tert-butyl ether | U | | 0.000101 | 0.00100 |
| Methyl tert-butyl ether | U | | 0.000101 | 0.00100 |
| tert-Butyl alcohol | U | | 0.00406 | 0.00500 |
| tert-Amyl Methyl Ether | U | | 0.000195 | 0.00100 |
| *(S) Toluene-d8* | *99.4* | | | *80.0-120* |
| *(S) 4-Bromofluorobenzene* | *86.6* | | | *77.0-126* |
| *(S) 1,2-Dichloroethane-d4* | *106* | | | *70.0-130* |

## Laboratory Control Sample (LCS) • Laboratory Control Sample Duplicate (LCSD)

(LCS) R4042444-1 03/03/24 17:49 • (LCSD) R4042444-2 03/03/24 18:09

| Analyte | Spike Amount mg/l | LCS Result mg/l | LCSD Result mg/l | LCS Rec. % | LCSD Rec. % | Rec. Limits % | LCS Qualifier | LCSD Qualifier | RPD % | RPD Limits % |
|---|---|---|---|---|---|---|---|---|---|---|
| Acetone | 0.0250 | 0.0330 | 0.0331 | 132 | 132 | 19.0-160 | | | 0.303 | 27 |
| Acrylonitrile | 0.0250 | 0.0339 | 0.0351 | 136 | 140 | 55.0-149 | | | 3.48 | 20 |
| Benzene | 0.00500 | 0.00514 | 0.00515 | 103 | 103 | 70.0-123 | | | 0.194 | 20 |
| Bromobenzene | 0.00500 | 0.00506 | 0.00525 | 101 | 105 | 73.0-121 | | | 3.69 | 20 |

## Laboratory Control Sample (LCS) • Laboratory Control Sample Duplicate (LCSD)

(LCS) R4042444-1 03/03/24 17:49 • (LCSD) R4042444-2 03/03/24 18:09

| Analyte | Spike Amount mg/l | LCS Result mg/l | LCSD Result mg/l | LCS Rec. % | LCSD Rec. % | Rec. Limits % | LCS Qualifier | LCSD Qualifier | RPD % | RPD Limits % |
|---|---|---|---|---|---|---|---|---|---|---|
| Bromochloromethane | 0.00500 | 0.00513 | 0.00499 | 103 | 99.8 | 76.0-122 | | | 2.77 | 20 |
| Bromodichloromethane | 0.00500 | 0.00520 | 0.00507 | 104 | 101 | 75.0-120 | | | 2.53 | 20 |
| Bromoform | 0.00500 | 0.00502 | 0.00520 | 100 | 104 | 68.0-132 | | | 3.52 | 20 |
| Bromomethane | 0.00500 | 0.00311 | 0.00317 | 62.2 | 63.4 | 10.0-160 | | | 1.91 | 25 |
| n-Butylbenzene | 0.00500 | 0.00458 | 0.00458 | 91.6 | 91.6 | 73.0-125 | | | 0.000 | 20 |
| sec-Butylbenzene | 0.00500 | 0.00474 | 0.00472 | 94.8 | 94.4 | 75.0-125 | | | 0.423 | 20 |
| tert-Butylbenzene | 0.00500 | 0.00507 | 0.00504 | 101 | 101 | 76.0-124 | | | 0.593 | 20 |
| Carbon tetrachloride | 0.00500 | 0.00531 | 0.00551 | 106 | 110 | 68.0-126 | | | 3.70 | 20 |
| Carbon disulfide | 0.00500 | 0.00495 | 0.00486 | 99.0 | 97.2 | 61.0-128 | | | 1.83 | 20 |
| Chlorobenzene | 0.00500 | 0.00510 | 0.00512 | 102 | 102 | 80.0-121 | | | 0.391 | 20 |
| Chlorodibromomethane | 0.00500 | 0.00477 | 0.00517 | 95.4 | 103 | 77.0-125 | | | 8.05 | 20 |
| Chloroethane | 0.00500 | 0.00508 | 0.00469 | 102 | 93.8 | 47.0-150 | | | 7.98 | 20 |
| Chloroform | 0.00500 | 0.00495 | 0.00502 | 99.0 | 100 | 73.0-120 | | | 1.40 | 20 |
| Chloromethane | 0.00500 | 0.00515 | 0.00528 | 103 | 106 | 41.0-142 | | | 2.49 | 20 |
| 1,2-Dibromo-3-Chloropropane | 0.00500 | 0.00471 | 0.00496 | 94.2 | 99.2 | 58.0-134 | | | 5.17 | 20 |
| 1,2-Dibromoethane | 0.00500 | 0.00486 | 0.00489 | 97.2 | 97.8 | 80.0-122 | | | 0.615 | 20 |
| Dibromomethane | 0.00500 | 0.00523 | 0.00490 | 105 | 98.0 | 80.0-120 | | | 6.52 | 20 |
| 1,2-Dichlorobenzene | 0.00500 | 0.00503 | 0.00512 | 101 | 102 | 79.0-121 | | | 1.77 | 20 |
| 1,3-Dichlorobenzene | 0.00500 | 0.00513 | 0.00527 | 103 | 105 | 79.0-120 | | | 2.69 | 20 |
| 1,4-Dichlorobenzene | 0.00500 | 0.00513 | 0.00504 | 103 | 101 | 79.0-120 | | | 1.77 | 20 |
| trans-1,4-Dichloro-2-butene | 0.00500 | 0.00609 | 0.00526 | 122 | 105 | 33.0-144 | | | 14.6 | 20 |
| Dichlorodifluoromethane | 0.00500 | 0.00344 | 0.00390 | 68.8 | 78.0 | 51.0-149 | | | 12.5 | 20 |
| 1,1-Dichloroethane | 0.00500 | 0.00556 | 0.00555 | 111 | 111 | 70.0-126 | | | 0.180 | 20 |
| 1,2-Dichloroethane | 0.00500 | 0.00538 | 0.00539 | 108 | 108 | 70.0-128 | | | 0.186 | 20 |
| 1,1-Dichloroethene | 0.00500 | 0.00459 | 0.00487 | 91.8 | 97.4 | 71.0-124 | | | 5.92 | 20 |
| cis-1,2-Dichloroethene | 0.00500 | 0.00500 | 0.00514 | 100 | 103 | 73.0-120 | | | 2.76 | 20 |
| trans-1,2-Dichloroethene | 0.00500 | 0.00506 | 0.00522 | 101 | 104 | 73.0-120 | | | 3.11 | 20 |
| 1,2-Dichloropropane | 0.00500 | 0.00556 | 0.00564 | 111 | 113 | 77.0-125 | | | 1.43 | 20 |
| cis-1,3-Dichloropropene | 0.00500 | 0.00505 | 0.00505 | 101 | 101 | 80.0-123 | | | 0.000 | 20 |
| trans-1,3-Dichloropropene | 0.00500 | 0.00517 | 0.00518 | 103 | 104 | 78.0-124 | | | 0.193 | 20 |
| Ethylbenzene | 0.00500 | 0.00495 | 0.00524 | 99.0 | 105 | 79.0-123 | | | 5.69 | 20 |
| Hexachloro-1,3-butadiene | 0.00500 | 0.00494 | 0.00482 | 98.8 | 96.4 | 54.0-138 | | | 2.46 | 20 |
| 2-Hexanone | 0.0250 | 0.0305 | 0.0315 | 122 | 126 | 67.0-149 | | | 3.23 | 20 |
| 2-Butanone (MEK) | 0.0250 | 0.0348 | 0.0351 | 139 | 140 | 44.0-160 | | | 0.858 | 20 |
| Iodomethane | 0.0250 | 0.0121 | 0.0136 | 48.4 | 54.4 | 33.0-147 | | | 11.7 | 26 |
| Methylene Chloride | 0.00500 | 0.00507 | 0.00502 | 101 | 100 | 67.0-120 | | | 0.991 | 20 |
| 4-Methyl-2-pentanone (MIBK) | 0.0250 | 0.0332 | 0.0342 | 133 | 137 | 68.0-142 | | | 2.97 | 20 |
| Naphthalene | 0.00500 | 0.00391 | 0.00406 | 78.2 | 81.2 | 54.0-135 | | | 3.76 | 20 |
| n-Propylbenzene | 0.00500 | 0.00498 | 0.00506 | 99.6 | 101 | 77.0-124 | | | 1.59 | 20 |
| Styrene | 0.00500 | 0.00493 | 0.00544 | 98.6 | 109 | 73.0-130 | | | 9.84 | 20 |

## Laboratory Control Sample (LCS) • Laboratory Control Sample Duplicate (LCSD)

(LCS) R4042444-1 03/03/24 17:49 • (LCSD) R4042444-2 03/03/24 18:09

| Analyte | Spike Amount mg/l | LCS Result mg/l | LCSD Result mg/l | LCS Rec. % | LCSD Rec. % | Rec. Limits % | LCS Qualifier | LCSD Qualifier | RPD % | RPD Limits % |
|---|---|---|---|---|---|---|---|---|---|---|
| 1,1,1,2-Tetrachloroethane | 0.00500 | 0.00518 | 0.00498 | 104 | 99.6 | 75.0-125 | | | 3.94 | 20 |
| 1,1,2,2-Tetrachloroethane | 0.00500 | 0.00540 | 0.00528 | 108 | 106 | 65.0-130 | | | 2.25 | 20 |
| 1,1,2-Trichlorotrifluoroethane | 0.00500 | 0.00493 | 0.00526 | 98.6 | 105 | 69.0-132 | | | 6.48 | 20 |
| Tetrachloroethene | 0.00500 | 0.00493 | 0.00522 | 98.6 | 104 | 72.0-132 | | | 5.71 | 20 |
| Toluene | 0.00500 | 0.00493 | 0.00520 | 98.6 | 104 | 79.0-120 | | | 5.33 | 20 |
| 1,2,4-Trichlorobenzene | 0.00500 | 0.00447 | 0.00448 | 89.4 | 89.6 | 57.0-137 | | | 0.223 | 20 |
| 1,1,1-Trichloroethane | 0.00500 | 0.00530 | 0.00527 | 106 | 105 | 73.0-124 | | | 0.568 | 20 |
| 1,1,2-Trichloroethane | 0.00500 | 0.00516 | 0.00526 | 103 | 105 | 80.0-120 | | | 1.92 | 20 |
| Trichloroethene | 0.00500 | 0.00501 | 0.00498 | 100 | 99.6 | 78.0-124 | | | 0.601 | 20 |
| Trichlorofluoromethane | 0.00500 | 0.00501 | 0.00545 | 100 | 109 | 59.0-147 | | | 8.41 | 20 |
| 1,2,3-Trichloropropane | 0.00500 | 0.00517 | 0.00530 | 103 | 106 | 73.0-130 | | | 2.48 | 20 |
| 1,2,4-Trimethylbenzene | 0.00500 | 0.00508 | 0.00497 | 102 | 99.4 | 76.0-121 | | | 2.19 | 20 |
| 1,3,5-Trimethylbenzene | 0.00500 | 0.00494 | 0.00504 | 98.8 | 101 | 76.0-122 | | | 2.00 | 20 |
| Vinyl acetate | 0.0250 | 0.0771 | 0.0789 | 308 | 316 | 11.0-160 | L1 | L1 | 2.31 | 20 |
| Vinyl chloride | 0.00500 | 0.00486 | 0.00499 | 97.2 | 99.8 | 67.0-131 | | | 2.64 | 20 |
| Xylenes, Total | 0.0150 | 0.0147 | 0.0154 | 98.0 | 103 | 79.0-123 | | | 4.65 | 20 |
| Di-isopropyl ether | 0.00500 | 0.00634 | 0.00646 | 127 | 129 | 58.0-138 | | | 1.87 | 20 |
| Ethanol | 0.250 | 0.348 | 0.358 | 139 | 143 | 10.0-160 | | | 2.83 | 30 |
| Ethyl tert-butyl ether | 0.00500 | 0.00571 | 0.00568 | 114 | 114 | 63.0-138 | | | 0.527 | 20 |
| Methyl tert-butyl ether | 0.00500 | 0.00492 | 0.00500 | 98.4 | 100 | 68.0-125 | | | 1.61 | 20 |
| tert-Butyl alcohol | 0.0250 | 0.0302 | 0.0303 | 121 | 121 | 27.0-160 | | | 0.331 | 30 |
| tert-Amyl Methyl Ether | 0.00500 | 0.00477 | 0.00484 | 95.4 | 96.8 | 66.0-125 | | | 1.46 | 20 |
| *(S) Toluene-d8* | | | | *95.1* | *97.8* | *80.0-120* | | | | |
| *(S) 4-Bromofluorobenzene* | | | | *91.3* | *92.6* | *77.0-126* | | | | |
| *(S) 1,2-Dichloroethane-d4* | | | | *102* | *102* | *70.0-130* | | | | |

## Method Blank (MB)

(MB) R4042555-3 03/06/24 21:05

| Analyte | MB Result mg/l | MB Qualifier | MB MDL mg/l | MB RDL mg/l |
|---|---|---|---|---|
| Acetone | U | | 0.0113 | 0.0500 |
| Acrylonitrile | U | | 0.000671 | 0.0100 |
| Benzene | U | | 0.0000941 | 0.00100 |
| Bromobenzene | U | | 0.000118 | 0.00100 |
| Bromochloromethane | U | | 0.000128 | 0.00100 |
| Bromodichloromethane | U | | 0.000136 | 0.00100 |
| Bromoform | U | | 0.000129 | 0.00100 |
| Bromomethane | U | | 0.000605 | 0.00500 |
| n-Butylbenzene | U | | 0.000157 | 0.00100 |
| sec-Butylbenzene | U | | 0.000125 | 0.00100 |
| tert-Butylbenzene | U | | 0.000127 | 0.00100 |
| Carbon tetrachloride | U | | 0.000128 | 0.00100 |
| Carbon disulfide | U | | 0.0000962 | 0.00100 |
| Chlorobenzene | U | | 0.000116 | 0.00100 |
| Chlorodibromomethane | U | | 0.000140 | 0.00100 |
| Chloroethane | U | | 0.000192 | 0.00500 |
| Chloroform | U | | 0.000111 | 0.00500 |
| Chloromethane | U | | 0.000960 | 0.00250 |
| 1,2-Dibromo-3-Chloropropane | U | | 0.000276 | 0.00500 |
| 1,2-Dibromoethane | U | | 0.000126 | 0.00100 |
| Dibromomethane | U | | 0.000122 | 0.00100 |
| 1,2-Dichlorobenzene | U | | 0.000107 | 0.00100 |
| 1,3-Dichlorobenzene | U | | 0.000110 | 0.00100 |
| 1,4-Dichlorobenzene | U | | 0.000120 | 0.00100 |
| trans-1,4-Dichloro-2-butene | U | | 0.000467 | 0.00250 |
| Dichlorodifluoromethane | U | | 0.000374 | 0.00500 |
| 1,1-Dichloroethane | U | | 0.000100 | 0.00100 |
| 1,2-Dichloroethane | U | | 0.0000819 | 0.00100 |
| 1,1-Dichloroethene | U | | 0.000188 | 0.00100 |
| cis-1,2-Dichloroethene | U | | 0.000126 | 0.00100 |
| trans-1,2-Dichloroethene | U | | 0.000149 | 0.00100 |
| 1,2-Dichloropropane | U | | 0.000149 | 0.00100 |
| cis-1,3-Dichloropropene | U | | 0.000111 | 0.00100 |
| trans-1,3-Dichloropropene | U | | 0.000118 | 0.00100 |
| Ethylbenzene | U | | 0.000137 | 0.00100 |
| Hexachloro-1,3-butadiene | U | | 0.000337 | 0.00100 |
| 2-Hexanone | U | | 0.000787 | 0.0100 |
| 2-Butanone (MEK) | U | | 0.00119 | 0.0100 |
| Iodomethane | U | | 0.00600 | 0.0100 |
| Methylene Chloride | U | | 0.000430 | 0.00500 |

## Method Blank (MB)

(MB) R4042555-3 03/06/24 21:05

| Analyte | MB Result mg/l | MB Qualifier | MB MDL mg/l | MB RDL mg/l |
|---|---|---|---|---|
| 4-Methyl-2-pentanone (MIBK) | U | | 0.000478 | 0.0100 |
| Naphthalene | U | | 0.00100 | 0.00500 |
| n-Propylbenzene | U | | 0.0000993 | 0.00100 |
| Styrene | U | | 0.000118 | 0.00100 |
| 1,1,1,2-Tetrachloroethane | U | | 0.000147 | 0.00100 |
| 1,1,2,2-Tetrachloroethane | U | | 0.000133 | 0.00100 |
| 1,1,2-Trichlorotrifluoroethane | U | | 0.000180 | 0.00100 |
| Tetrachloroethene | U | | 0.000300 | 0.00100 |
| Toluene | U | | 0.000278 | 0.00100 |
| 1,2,4-Trichlorobenzene | U | | 0.000481 | 0.00100 |
| 1,1,1-Trichloroethane | U | | 0.000149 | 0.00100 |
| 1,1,2-Trichloroethane | U | | 0.000158 | 0.00100 |
| Trichloroethene | U | | 0.000190 | 0.00100 |
| Trichlorofluoromethane | U | | 0.000160 | 0.00500 |
| 1,2,3-Trichloropropane | U | | 0.000237 | 0.00250 |
| 1,2,4-Trimethylbenzene | U | | 0.000322 | 0.00100 |
| 1,3,5-Trimethylbenzene | U | | 0.000104 | 0.00100 |
| Vinyl acetate | U | | 0.000692 | 0.0100 |
| Vinyl chloride | U | | 0.000234 | 0.00100 |
| Xylenes, Total | U | | 0.000174 | 0.00300 |
| Di-isopropyl ether | U | | 0.000105 | 0.00100 |
| Ethanol | U | | 0.0420 | 0.100 |
| Ethyl tert-butyl ether | U | | 0.000101 | 0.00100 |
| Methyl tert-butyl ether | U | | 0.000101 | 0.00100 |
| tert-Butyl alcohol | U | | 0.00406 | 0.00500 |
| tert-Amyl Methyl Ether | U | | 0.000195 | 0.00100 |
| *(S) Toluene-d8* | *98.8* | | | *80.0-120* |
| *(S) 4-Bromofluorobenzene* | *94.9* | | | *77.0-126* |
| *(S) 1,2-Dichloroethane-d4* | *89.3* | | | *70.0-130* |

## Laboratory Control Sample (LCS) • Laboratory Control Sample Duplicate (LCSD)

(LCS) R4042555-1 03/06/24 20:02 • (LCSD) R4042555-2 03/06/24 20:22

| Analyte | Spike Amount mg/l | LCS Result mg/l | LCSD Result mg/l | LCS Rec. % | LCSD Rec. % | Rec. Limits % | LCS Qualifier | LCSD Qualifier | RPD % | RPD Limits % |
|---|---|---|---|---|---|---|---|---|---|---|
| Acetone | 0.0250 | 0.0325 | 0.0338 | 130 | 135 | 19.0-160 | | | 3.92 | 27 |
| Acrylonitrile | 0.0250 | 0.0357 | 0.0365 | 143 | 146 | 55.0-149 | | | 2.22 | 20 |
| Benzene | 0.00500 | 0.00550 | 0.00564 | 110 | 113 | 70.0-123 | | | 2.51 | 20 |
| Bromobenzene | 0.00500 | 0.00423 | 0.00445 | 84.6 | 89.0 | 73.0-121 | | | 5.07 | 20 |

## Laboratory Control Sample (LCS) • Laboratory Control Sample Duplicate (LCSD)

(LCS) R4042555-1 03/06/24 20:02 • (LCSD) R4042555-2 03/06/24 20:22

| Analyte | Spike Amount mg/l | LCS Result mg/l | LCSD Result mg/l | LCS Rec. % | LCSD Rec. % | Rec. Limits % | LCS Qualifier | LCSD Qualifier | RPD % | RPD Limits % |
|---|---|---|---|---|---|---|---|---|---|---|
| Bromochloromethane | 0.00500 | 0.00552 | 0.00550 | 110 | 110 | 76.0-122 | | | 0.363 | 20 |
| Bromodichloromethane | 0.00500 | 0.00522 | 0.00519 | 104 | 104 | 75.0-120 | | | 0.576 | 20 |
| Bromoform | 0.00500 | 0.00543 | 0.00583 | 109 | 117 | 68.0-132 | | | 7.10 | 20 |
| Bromomethane | 0.00500 | 0.00135 | 0.00143 | 27.0 | 28.6 | 10.0-160 | | | 5.76 | 25 |
| n-Butylbenzene | 0.00500 | 0.00412 | 0.00405 | 82.4 | 81.0 | 73.0-125 | | | 1.71 | 20 |
| sec-Butylbenzene | 0.00500 | 0.00414 | 0.00423 | 82.8 | 84.6 | 75.0-125 | | | 2.15 | 20 |
| tert-Butylbenzene | 0.00500 | 0.00460 | 0.00454 | 92.0 | 90.8 | 76.0-124 | | | 1.31 | 20 |
| Carbon tetrachloride | 0.00500 | 0.00556 | 0.00562 | 111 | 112 | 68.0-126 | | | 1.07 | 20 |
| Carbon disulfide | 0.00500 | 0.00569 | 0.00553 | 114 | 111 | 61.0-128 | | | 2.85 | 20 |
| Chlorobenzene | 0.00500 | 0.00512 | 0.00519 | 102 | 104 | 80.0-121 | | | 1.36 | 20 |
| Chlorodibromomethane | 0.00500 | 0.00530 | 0.00533 | 106 | 107 | 77.0-125 | | | 0.564 | 20 |
| Chloroethane | 0.00500 | 0.00392 | 0.00384 | 78.4 | 76.8 | 47.0-150 | | | 2.06 | 20 |
| Chloroform | 0.00500 | 0.00508 | 0.00521 | 102 | 104 | 73.0-120 | | | 2.53 | 20 |
| Chloromethane | 0.00500 | 0.00613 | 0.00631 | 123 | 126 | 41.0-142 | | | 2.89 | 20 |
| 1,2-Dibromo-3-Chloropropane | 0.00500 | 0.00524 | 0.00533 | 105 | 107 | 58.0-134 | | | 1.70 | 20 |
| 1,2-Dibromoethane | 0.00500 | 0.00574 | 0.00572 | 115 | 114 | 80.0-122 | | | 0.349 | 20 |
| Dibromomethane | 0.00500 | 0.00547 | 0.00532 | 109 | 106 | 80.0-120 | | | 2.78 | 20 |
| 1,2-Dichlorobenzene | 0.00500 | 0.00440 | 0.00466 | 88.0 | 93.2 | 79.0-121 | | | 5.74 | 20 |
| 1,3-Dichlorobenzene | 0.00500 | 0.00433 | 0.00438 | 86.6 | 87.6 | 79.0-120 | | | 1.15 | 20 |
| 1,4-Dichlorobenzene | 0.00500 | 0.00458 | 0.00449 | 91.6 | 89.8 | 79.0-120 | | | 1.98 | 20 |
| trans-1,4-Dichloro-2-butene | 0.00500 | 0.00523 | 0.00528 | 105 | 106 | 33.0-144 | | | 0.951 | 20 |
| Dichlorodifluoromethane | 0.00500 | 0.00544 | 0.00530 | 109 | 106 | 51.0-149 | | | 2.61 | 20 |
| 1,1-Dichloroethane | 0.00500 | 0.00580 | 0.00562 | 116 | 112 | 70.0-126 | | | 3.15 | 20 |
| 1,2-Dichloroethane | 0.00500 | 0.00520 | 0.00516 | 104 | 103 | 70.0-128 | | | 0.772 | 20 |
| 1,1-Dichloroethene | 0.00500 | 0.00519 | 0.00510 | 104 | 102 | 71.0-124 | | | 1.75 | 20 |
| cis-1,2-Dichloroethene | 0.00500 | 0.00571 | 0.00548 | 114 | 110 | 73.0-120 | | | 4.11 | 20 |
| trans-1,2-Dichloroethene | 0.00500 | 0.00589 | 0.00556 | 118 | 111 | 73.0-120 | | | 5.76 | 20 |
| 1,2-Dichloropropane | 0.00500 | 0.00597 | 0.00579 | 119 | 116 | 77.0-125 | | | 3.06 | 20 |
| cis-1,3-Dichloropropene | 0.00500 | 0.00530 | 0.00525 | 106 | 105 | 80.0-123 | | | 0.948 | 20 |
| trans-1,3-Dichloropropene | 0.00500 | 0.00527 | 0.00529 | 105 | 106 | 78.0-124 | | | 0.379 | 20 |
| Ethylbenzene | 0.00500 | 0.00500 | 0.00492 | 100 | 98.4 | 79.0-123 | | | 1.61 | 20 |
| Hexachloro-1,3-butadiene | 0.00500 | 0.00500 | 0.00449 | 100 | 89.8 | 54.0-138 | | | 10.7 | 20 |
| 2-Hexanone | 0.0250 | 0.0372 | 0.0371 | 149 | 148 | 67.0-149 | | | 0.269 | 20 |
| 2-Butanone (MEK) | 0.0250 | 0.0352 | 0.0354 | 141 | 142 | 44.0-160 | | | 0.567 | 20 |
| Iodomethane | 0.0250 | 0.00897 | 0.0127 | 35.9 | 50.8 | 33.0-147 | | R7 | 34.4 | 26 |
| Methylene Chloride | 0.00500 | 0.00541 | 0.00547 | 108 | 109 | 67.0-120 | | | 1.10 | 20 |
| 4-Methyl-2-pentanone (MIBK) | 0.0250 | 0.0346 | 0.0343 | 138 | 137 | 68.0-142 | | | 0.871 | 20 |
| Naphthalene | 0.00500 | 0.00476 | 0.00468 | 95.2 | 93.6 | 54.0-135 | | | 1.69 | 20 |
| n-Propylbenzene | 0.00500 | 0.00431 | 0.00423 | 86.2 | 84.6 | 77.0-124 | | | 1.87 | 20 |
| Styrene | 0.00500 | 0.00508 | 0.00527 | 102 | 105 | 73.0-130 | | | 3.67 | 20 |

## Laboratory Control Sample (LCS) • Laboratory Control Sample Duplicate (LCSD)

(LCS) R4042555-1 03/06/24 20:02 • (LCSD) R4042555-2 03/06/24 20:22

| Analyte | Spike Amount mg/l | LCS Result mg/l | LCSD Result mg/l | LCS Rec. % | LCSD Rec. % | Rec. Limits % | LCS Qualifier | LCSD Qualifier | RPD % | RPD Limits % |
|---|---|---|---|---|---|---|---|---|---|---|
| 1,1,1,2-Tetrachloroethane | 0.00500 | 0.00523 | 0.00552 | 105 | 110 | 75.0-125 | | | 5.40 | 20 |
| 1,1,2,2-Tetrachloroethane | 0.00500 | 0.00475 | 0.00494 | 95.0 | 98.8 | 65.0-130 | | | 3.92 | 20 |
| 1,1,2-Trichlorotrifluoroethane | 0.00500 | 0.00511 | 0.00532 | 102 | 106 | 69.0-132 | | | 4.03 | 20 |
| Tetrachloroethene | 0.00500 | 0.00542 | 0.00558 | 108 | 112 | 72.0-132 | | | 2.91 | 20 |
| Toluene | 0.00500 | 0.00545 | 0.00539 | 109 | 108 | 79.0-120 | | | 1.11 | 20 |
| 1,2,4-Trichlorobenzene | 0.00500 | 0.00475 | 0.00511 | 95.0 | 102 | 57.0-137 | | | 7.30 | 20 |
| 1,1,1-Trichloroethane | 0.00500 | 0.00553 | 0.00548 | 111 | 110 | 73.0-124 | | | 0.908 | 20 |
| 1,1,2-Trichloroethane | 0.00500 | 0.00574 | 0.00567 | 115 | 113 | 80.0-120 | | | 1.23 | 20 |
| Trichloroethene | 0.00500 | 0.00617 | 0.00584 | 123 | 117 | 78.0-124 | | | 5.50 | 20 |
| Trichlorofluoromethane | 0.00500 | 0.00540 | 0.00533 | 108 | 107 | 59.0-147 | | | 1.30 | 20 |
| 1,2,3-Trichloropropane | 0.00500 | 0.00514 | 0.00517 | 103 | 103 | 73.0-130 | | | 0.582 | 20 |
| 1,2,4-Trimethylbenzene | 0.00500 | 0.00433 | 0.00448 | 86.6 | 89.6 | 76.0-121 | | | 3.41 | 20 |
| 1,3,5-Trimethylbenzene | 0.00500 | 0.00439 | 0.00432 | 87.8 | 86.4 | 76.0-122 | | | 1.61 | 20 |
| Vinyl acetate | 0.0250 | 0.0423 | 0.0425 | 169 | 170 | 11.0-160 | L1 | L1 | 0.472 | 20 |
| Vinyl chloride | 0.00500 | 0.00451 | 0.00439 | 90.2 | 87.8 | 67.0-131 | | | 2.70 | 20 |
| Xylenes, Total | 0.0150 | 0.0149 | 0.0151 | 99.3 | 101 | 79.0-123 | | | 1.33 | 20 |
| Di-isopropyl ether | 0.00500 | 0.00646 | 0.00645 | 129 | 129 | 58.0-138 | | | 0.155 | 20 |
| Ethanol | 0.250 | 0.327 | 0.351 | 131 | 140 | 10.0-160 | | | 7.08 | 30 |
| Ethyl tert-butyl ether | 0.00500 | 0.00613 | 0.00605 | 123 | 121 | 63.0-138 | | | 1.31 | 20 |
| Methyl tert-butyl ether | 0.00500 | 0.00533 | 0.00535 | 107 | 107 | 68.0-125 | | | 0.375 | 20 |
| tert-Butyl alcohol | 0.0250 | 0.0318 | 0.0327 | 127 | 131 | 27.0-160 | | | 2.79 | 30 |
| tert-Amyl Methyl Ether | 0.00500 | 0.00543 | 0.00542 | 109 | 108 | 66.0-125 | | | 0.184 | 20 |
| *(S) Toluene-d8* | | | | *96.8* | *95.9* | *80.0-120* | | | | |
| *(S) 4-Bromofluorobenzene* | | | | *94.6* | *93.8* | *77.0-126* | | | | |
| *(S) 1,2-Dichloroethane-d4* | | | | *89.0* | *88.3* | *70.0-130* | | | | |

## L1710713-01 Original Sample (OS) • Matrix Spike (MS) • Matrix Spike Duplicate (MSD)

(OS) L1710713-01 03/07/24 01:00 • (MS) R4042555-4 03/07/24 06:09 • (MSD) R4042555-5 03/07/24 06:30

| Analyte | Spike Amount mg/l | Original Result mg/l | MS Result mg/l | MSD Result mg/l | MS Rec. % | MSD Rec. % | Dilution | Rec. Limits % | MS Qualifier | MSD Qualifier | RPD % | RPD Limits % |
|---|---|---|---|---|---|---|---|---|---|---|---|---|
| Acetone | 0.0250 | ND | ND | ND | 113 | 108 | 1 | 10.0-160 | | | 4.35 | 35 |
| Acrylonitrile | 0.0250 | ND | 0.0364 | 0.0353 | 146 | 141 | 1 | 21.0-160 | | | 3.07 | 32 |
| Benzene | 0.00500 | ND | 0.00645 | 0.00626 | 129 | 125 | 1 | 17.0-158 | | | 2.99 | 27 |
| Bromobenzene | 0.00500 | ND | 0.00516 | 0.00521 | 103 | 104 | 1 | 30.0-149 | | | 0.964 | 28 |
| Bromochloromethane | 0.00500 | ND | 0.00583 | 0.00584 | 117 | 117 | 1 | 38.0-142 | | | 0.171 | 26 |
| Bromodichloromethane | 0.00500 | ND | 0.00591 | 0.00553 | 118 | 111 | 1 | 31.0-150 | | | 6.64 | 27 |
| Bromoform | 0.00500 | ND | 0.00643 | 0.00633 | 129 | 127 | 1 | 29.0-150 | | | 1.57 | 29 |
| Bromomethane | 0.00500 | ND | ND | ND | 38.4 | 35.6 | 1 | 10.0-160 | | | 7.57 | 38 |

## L1710713-01 Original Sample (OS) • Matrix Spike (MS) • Matrix Spike Duplicate (MSD)

(OS) L1710713-01 03/07/24 01:00 • (MS) R4042555-4 03/07/24 06:09 • (MSD) R4042555-5 03/07/24 06:30

| Analyte | Spike Amount mg/l | Original Result mg/l | MS Result mg/l | MSD Result mg/l | MS Rec. % | MSD Rec. % | Dilution | Rec. Limits % | MS Qualifier | MSD Qualifier | RPD % | RPD Limits % |
|---|---|---|---|---|---|---|---|---|---|---|---|---|
| n-Butylbenzene | 0.00500 | ND | 0.00531 | 0.00516 | 106 | 103 | 1 | 31.0-150 | | | 2.87 | 30 |
| sec-Butylbenzene | 0.00500 | ND | 0.00504 | 0.00511 | 101 | 102 | 1 | 33.0-155 | | | 1.38 | 29 |
| tert-Butylbenzene | 0.00500 | ND | 0.00566 | 0.00561 | 113 | 112 | 1 | 34.0-153 | | | 0.887 | 28 |
| Carbon tetrachloride | 0.00500 | ND | 0.00692 | 0.00635 | 138 | 127 | 1 | 23.0-159 | | | 8.59 | 28 |
| Carbon disulfide | 0.00500 | ND | 0.00609 | 0.00582 | 122 | 116 | 1 | 10.0-156 | | | 4.53 | 28 |
| Chlorobenzene | 0.00500 | ND | 0.00612 | 0.00634 | 122 | 127 | 1 | 33.0-152 | | | 3.53 | 27 |
| Chlorodibromomethane | 0.00500 | ND | 0.00599 | 0.00591 | 120 | 118 | 1 | 37.0-149 | | | 1.34 | 27 |
| Chloroethane | 0.00500 | ND | ND | ND | 86.2 | 82.4 | 1 | 10.0-160 | | | 4.51 | 30 |
| Chloroform | 0.00500 | ND | 0.00563 | 0.00552 | 113 | 110 | 1 | 29.0-154 | | | 1.97 | 28 |
| Chloromethane | 0.00500 | ND | 0.00673 | 0.00643 | 135 | 129 | 1 | 10.0-160 | | | 4.56 | 29 |
| 1,2-Dibromo-3-Chloropropane | 0.00500 | ND | 0.00551 | 0.00573 | 110 | 115 | 1 | 22.0-151 | | | 3.91 | 34 |
| 1,2-Dibromoethane | 0.00500 | ND | 0.00606 | 0.00607 | 121 | 121 | 1 | 34.0-147 | | | 0.165 | 27 |
| Dibromomethane | 0.00500 | ND | 0.00539 | 0.00535 | 108 | 107 | 1 | 30.0-151 | | | 0.745 | 27 |
| 1,2-Dichlorobenzene | 0.00500 | ND | 0.00555 | 0.00550 | 111 | 110 | 1 | 34.0-149 | | | 0.905 | 28 |
| 1,3-Dichlorobenzene | 0.00500 | ND | 0.00570 | 0.00543 | 114 | 109 | 1 | 36.0-146 | | | 4.85 | 27 |
| 1,4-Dichlorobenzene | 0.00500 | ND | 0.00574 | 0.00545 | 115 | 109 | 1 | 35.0-142 | | | 5.18 | 27 |
| trans-1,4-Dichloro-2-butene | 0.00500 | ND | 0.00556 | 0.00497 | 111 | 99.4 | 1 | 10.0-157 | | | 11.2 | 37 |
| Dichlorodifluoromethane | 0.00500 | ND | 0.00644 | 0.00628 | 129 | 126 | 1 | 10.0-160 | | | 2.52 | 29 |
| 1,1-Dichloroethane | 0.00500 | ND | 0.00626 | 0.00615 | 125 | 123 | 1 | 25.0-158 | | | 1.77 | 27 |
| 1,2-Dichloroethane | 0.00500 | ND | 0.00564 | 0.00527 | 113 | 105 | 1 | 29.0-151 | | | 6.78 | 27 |
| 1,1-Dichloroethene | 0.00500 | ND | 0.00600 | 0.00567 | 120 | 113 | 1 | 11.0-160 | | | 5.66 | 29 |
| cis-1,2-Dichloroethene | 0.00500 | ND | 0.00614 | 0.00584 | 123 | 117 | 1 | 10.0-160 | | | 5.01 | 27 |
| trans-1,2-Dichloroethene | 0.00500 | ND | 0.00638 | 0.00620 | 128 | 124 | 1 | 17.0-153 | | | 2.86 | 27 |
| 1,2-Dichloropropane | 0.00500 | ND | 0.00629 | 0.00585 | 126 | 117 | 1 | 30.0-156 | | | 7.25 | 27 |
| cis-1,3-Dichloropropene | 0.00500 | ND | 0.00548 | 0.00524 | 110 | 105 | 1 | 34.0-149 | | | 4.48 | 28 |
| trans-1,3-Dichloropropene | 0.00500 | ND | 0.00588 | 0.00570 | 118 | 114 | 1 | 32.0-149 | | | 3.11 | 28 |
| Ethylbenzene | 0.00500 | ND | 0.00606 | 0.00633 | 121 | 127 | 1 | 30.0-155 | | | 4.36 | 27 |
| Hexachloro-1,3-butadiene | 0.00500 | ND | 0.00563 | 0.00571 | 113 | 114 | 1 | 20.0-154 | | | 1.41 | 34 |
| 2-Hexanone | 0.0250 | ND | 0.0353 | 0.0354 | 141 | 142 | 1 | 21.0-160 | | | 0.283 | 29 |
| 2-Butanone (MEK) | 0.0250 | ND | 0.0335 | 0.0314 | 134 | 126 | 1 | 10.0-160 | | | 6.47 | 32 |
| Iodomethane | 0.0250 | ND | 0.0121 | 0.0155 | 48.4 | 62.0 | 1 | 10.0-160 | | | 24.6 | 40 |
| Methylene Chloride | 0.00500 | ND | 0.00592 | 0.00547 | 118 | 109 | 1 | 23.0-144 | | | 7.90 | 28 |
| 4-Methyl-2-pentanone (MIBK) | 0.0250 | ND | 0.0336 | 0.0337 | 134 | 135 | 1 | 29.0-160 | | | 0.297 | 29 |
| Naphthalene | 0.00500 | ND | ND | ND | 94.0 | 98.0 | 1 | 12.0-156 | | | 4.17 | 35 |
| n-Propylbenzene | 0.00500 | ND | 0.00530 | 0.00547 | 106 | 109 | 1 | 31.0-154 | | | 3.16 | 28 |
| Styrene | 0.00500 | ND | 0.00639 | 0.00634 | 128 | 127 | 1 | 33.0-155 | | | 0.786 | 28 |
| 1,1,1,2-Tetrachloroethane | 0.00500 | ND | 0.00645 | 0.00628 | 129 | 126 | 1 | 36.0-151 | | | 2.67 | 29 |
| 1,1,2,2-Tetrachloroethane | 0.00500 | ND | 0.00544 | 0.00529 | 109 | 106 | 1 | 33.0-150 | | | 2.80 | 28 |
| 1,1,2-Trichlorotrifluoroethane | 0.00500 | ND | 0.00656 | 0.00611 | 131 | 122 | 1 | 23.0-160 | | | 7.10 | 30 |
| Tetrachloroethene | 0.00500 | ND | 0.00642 | 0.00676 | 128 | 135 | 1 | 10.0-160 | | | 5.16 | 27 |

## L1710713-01 Original Sample (OS) • Matrix Spike (MS) • Matrix Spike Duplicate (MSD)

(OS) L1710713-01 03/07/24 01:00 • (MS) R4042555-4 03/07/24 06:09 • (MSD) R4042555-5 03/07/24 06:30

| Analyte | Spike Amount mg/l | Original Result mg/l | MS Result mg/l | MSD Result mg/l | MS Rec. % | MSD Rec. % | Dilution | Rec. Limits % | MS Qualifier | MSD Qualifier | RPD % | RPD Limits % |
|---|---|---|---|---|---|---|---|---|---|---|---|---|
| Toluene | 0.00500 | ND | 0.00607 | 0.00632 | 121 | 126 | 1 | 26.0-154 | | | 4.04 | 28 |
| 1,2,4-Trichlorobenzene | 0.00500 | ND | 0.00534 | 0.00509 | 107 | 102 | 1 | 24.0-150 | | | 4.79 | 33 |
| 1,1,1-Trichloroethane | 0.00500 | ND | 0.00660 | 0.00637 | 132 | 127 | 1 | 23.0-160 | | | 3.55 | 28 |
| 1,1,2-Trichloroethane | 0.00500 | ND | 0.00606 | 0.00593 | 121 | 119 | 1 | 35.0-147 | | | 2.17 | 27 |
| Trichloroethene | 0.00500 | ND | 0.00629 | 0.00636 | 126 | 127 | 1 | 10.0-160 | | | 1.11 | 25 |
| Trichlorofluoromethane | 0.00500 | ND | 0.00586 | 0.00611 | 117 | 122 | 1 | 17.0-160 | | | 4.18 | 31 |
| 1,2,3-Trichloropropane | 0.00500 | ND | 0.00585 | 0.00542 | 117 | 108 | 1 | 34.0-151 | | | 7.63 | 29 |
| 1,2,4-Trimethylbenzene | 0.00500 | ND | 0.00565 | 0.00580 | 113 | 116 | 1 | 26.0-154 | | | 2.62 | 27 |
| 1,3,5-Trimethylbenzene | 0.00500 | ND | 0.00550 | 0.00557 | 110 | 111 | 1 | 28.0-153 | | | 1.26 | 27 |
| Vinyl acetate | 0.0250 | ND | 0.0716 | 0.0681 | 286 | 272 | 1 | 12.0-160 | M1 | M1 | 5.01 | 31 |
| Vinyl chloride | 0.00500 | ND | 0.00476 | 0.00468 | 95.2 | 93.6 | 1 | 10.0-160 | | | 1.69 | 27 |
| Xylenes, Total | 0.0150 | ND | 0.0187 | 0.0183 | 125 | 122 | 1 | 29.0-154 | | | 2.16 | 28 |
| Di-isopropyl ether | 0.00500 | ND | 0.00664 | 0.00629 | 133 | 126 | 1 | 21.0-160 | | | 5.41 | 28 |
| Ethanol | 0.250 | ND | 0.355 | 0.328 | 142 | 131 | 1 | 50.0-150 | | | 7.91 | 20 |
| Ethyl tert-butyl ether | 0.00500 | ND | 0.00627 | 0.00600 | 125 | 120 | 1 | 10.0-160 | | | 4.40 | 37 |
| Methyl tert-butyl ether | 0.00500 | 0.00912 | 0.0161 | 0.0155 | 140 | 128 | 1 | 28.0-150 | | | 3.80 | 29 |
| tert-Butyl alcohol | 0.0250 | 0.0413 | 0.0746 | 0.0722 | 133 | 124 | 1 | 50.0-150 | | | 3.27 | 20 |
| tert-Amyl Methyl Ether | 0.00500 | 0.00225 | 0.00813 | 0.00788 | 118 | 113 | 1 | 10.0-160 | | | 3.12 | 37 |
| *(S) Toluene-d8* | | | | | *97.2* | *100* | | *80.0-120* | | | | |
| *(S) 4-Bromofluorobenzene* | | | | | *93.0* | *97.3* | | *77.0-126* | | | | |
| *(S) 1,2-Dichloroethane-d4* | | | | | *92.3* | *90.8* | | *70.0-130* | | | | |

# INTERNAL STANDARD SUMMARY

## Instrument: VOCMS20 • File ID: 0303_31

03/03/24 17:49

| Sample ID | File ID | 8260-FLUOROBENZENE | 8260-CHLOROBENZENE-D5 | 8260-1,4-DICHLOROBENZENE-D4 |
|---|---|---|---|---|
| | | Response | Response | Response |
| Standard | 0303_31 | 229148 | 104931 | 91767 |
| Upper Limit | | 458296 | 209862 | 183534 |
| Lower Limit | | 114574 | 52466 | 45884 |
| LCS R4042444-1 WG2238762 1x | 0303_31LCS | 229148 | 104931 | 91767 |
| LCSD R4042444-2 WG2238762 1x | 0303_32 | 234112 | 104546 | 94929 |
| BLANK R4042444-3 WG2238762 1x | 0303_34 | 207751 | 91621 | 77762 |
| L1710713-07 WG2238762 1x | 0303_35 | 195203 | 86411 | 74210 |
| L1710713-06 WG2238762 1x | 0303_37 | 211296 | 92769 | 76918 |
| L1710713-02 WG2238762 1x | 0303_39 | 202867 | 87972 | 73589 |
| L1710713-03 WG2238762 1x | 0303_40 | 215973 | 92970 | 76237 |
| L1710713-04 WG2238762 1x | 0303_41 | 205016 | 90515 | 77530 |
| L1710713-05 WG2238762 1x | 0303_42 | 208227 | 88778 | 71884 |

## Instrument: VOCMS20 • File ID: 0306_33

03/06/24 20:02

| Sample ID | File ID | 8260-FLUOROBENZENE | 8260-CHLOROBENZENE-D5 | 8260-1,4-DICHLOROBENZENE-D4 |
|---|---|---|---|---|
| | | Response | Response | Response |
| Standard | 0306_33 | 185688 | 83439 | 80688 |
| Upper Limit | | 371376 | 166878 | 161376 |
| Lower Limit | | 92844 | 41720 | 40344 |
| LCS R4042555-1 WG2241294 1x | 0306_33LCSB | 185688 | 83439 | 80688 |
| LCSD R4042555-2 WG2241294 1x | 0306_34B | 190544 | 85238 | 81687 |
| BLANK R4042555-3 WG2241294 1x | 0306_36B | 190767 | 81956 | 74518 |
| L1710713-01 WG2241294 1x | 0306_45 | 189783 | 80183 | 75175 |
| MS R4042555-4 WG2241294 1x | 0306_60 | 171232 | 77936 | 74017 |
| MSD R4042555-5 WG2241294 1x | 0306_61 | 171685 | 74278 | 72165 |

# GLOSSARY OF TERMS

## Guide to Reading and Understanding Your Laboratory Report

The information below is designed to better explain the various terms used in your report of analytical results from the Laboratory. This is not intended as a comprehensive explanation, and if you have additional questions please contact your project representative.

Results Disclaimer - Information that may be provided by the customer, and contained within this report, include Permit Limits, Project Name, Sample ID, Sample Matrix, Sample Preservation, Field Blanks, Field Spikes, Field Duplicates, On-Site Data, Sampling Collection Dates/Times, and Sampling Location. Results relate to the accuracy of this information provided, and as the samples are received.

## Abbreviations and Definitions

| | |
|---|---|
| MDL | Method Detection Limit. |
| ND | Not detected at the Reporting Limit (or MDL where applicable). |
| RDL | Reported Detection Limit. |
| Rec. | Recovery. |
| RPD | Relative Percent Difference. |
| SDG | Sample Delivery Group. |
| (S) | Surrogate (Surrogate Standard) - Analytes added to every blank, sample, Laboratory Control Sample/Duplicate and Matrix Spike/Duplicate; used to evaluate analytical efficiency by measuring recovery. Surrogates are not expected to be detected in all environmental media. |
| U | Not detected at the Reporting Limit (or MDL where applicable). |
| Analyte | The name of the particular compound or analysis performed. Some Analyses and Methods will have multiple analytes reported. |
| Dilution | If the sample matrix contains an interfering material, the sample preparation volume or weight values differ from the standard, or if concentrations of analytes in the sample are higher than the highest limit of concentration that the laboratory can accurately report, the sample may be diluted for analysis. If a value different than 1 is used in this field, the result reported has already been corrected for this factor. |
| Limits | These are the target % recovery ranges or % difference value that the laboratory has historically determined as normal for the method and analyte being reported. Successful QC Sample analysis will target all analytes recovered or duplicated within these ranges. |
| Original Sample | The non-spiked sample in the prep batch used to determine the Relative Percent Difference (RPD) from a quality control sample. The Original Sample may not be included within the reported SDG. |
| Qualifier | This column provides a letter and/or number designation that corresponds to additional information concerning the result reported. If a Qualifier is present, a definition per Qualifier is provided within the Glossary and Definitions page and potentially a discussion of possible implications of the Qualifier in the Case Narrative if applicable. |
| Result | The actual analytical final result (corrected for any sample specific characteristics) reported for your sample. If there was no measurable result returned for a specific analyte, the result in this column may state “ND” (Not Detected) or “BDL” (Below Detectable Levels). The information in the results column should always be accompanied by either an MDL (Method Detection Limit) or RDL (Reporting Detection Limit) that defines the lowest value that the laboratory could detect or report for this analyte. |
| Uncertainty (Radiochemistry) | Confidence level of 2 sigma. |
| Case Narrative (Cn) | A brief discussion about the included sample results, including a discussion of any non-conformances to protocol observed either at sample receipt by the laboratory from the field or during the analytical process. If present, there will be a section in the Case Narrative to discuss the meaning of any data qualifiers used in the report. |
| Quality Control Summary (Qc) | This section of the report includes the results of the laboratory quality control analyses required by procedure or analytical methods to assist in evaluating the validity of the results reported for your samples. These analyses are not being performed on your samples typically, but on laboratory generated material. |
| Sample Chain of Custody (Sc) | This is the document created in the field when your samples were initially collected. This is used to verify the time and date of collection, the person collecting the samples, and the analyses that the laboratory is requested to perform. This chain of custody also documents all persons (excluding commercial shippers) that have had control or possession of the samples from the time of collection until delivery to the laboratory for analysis. |
| Sample Results (Sr) | This section of your report will provide the results of all testing performed on your samples. These results are provided by sample ID and are separated by the analyses performed on each sample. The header line of each analysis section for each sample will provide the name and method number for the analysis reported. |
| Sample Summary (Ss) | This section of the Analytical Report defines the specific analyses performed for each sample ID, including the dates and times of preparation and/or analysis. |

| Qualifier | Description |
|---|---|
| E4 | Concentration estimated. Analyte was detected below laboratory minimum reporting level (MRL) but above MDL. |
| L1 | The associated blank spike recovery was above laboratory acceptance limits. |
| M1 | Matrix spike recovery was high, the method control sample recovery was acceptable. |
| M3 | The spike recovery value is unusable since the analyte concentration in the sample is disproportionate to the spike level. The associated blank spike recovery was acceptable. |
| R7 | LFB/LFBD RPD exceeded the laboratory acceptance limit. Recovery met acceptance criteria. |
| R8 | Sample RPD exceeded the method acceptance limit. |

# ACCREDITATIONS & LOCATIONS

## Pace Analytical National 12065 Lebanon Rd Mount Juliet, TN 37122

| | | | |
|---|---|---|---|
| Alabama | 40660 | Nebraska | NE-OS-15-05 |
| Alaska | 17-026 | Nevada | TN000032021-1 |
| Arizona | AZ0612 | New Hampshire | 2975 |
| Arkansas | 88-0469 | New Jersey–NELAP | TN002 |
| California | 2932 | New Mexico [1] | TN00003 |
| Colorado | TN00003 | New York | 11742 |
| Connecticut | PH-0197 | North Carolina | Env375 |
| Florida | E87487 | North Carolina [1] | DW21704 |
| Georgia | NELAP | North Carolina [3] | 41 |
| Georgia [1] | 923 | North Dakota | R-140 |
| Idaho | TN00003 | Ohio–VAP | CL0069 |
| Illinois | 200008 | Oklahoma | 9915 |
| Indiana | C-TN-01 | Oregon | TN200002 |
| Iowa | 364 | Pennsylvania | 68-02979 |
| Kansas | E-10277 | Rhode Island | LAO000356 |
| Kentucky [1 6] | KY90010 | South Carolina | 84004002 |
| Kentucky [2] | 16 | South Dakota | n/a |
| Louisiana | AI30792 | Tennessee [1 4] | 2006 |
| Louisiana | LA018 | Texas | T104704245-20-18 |
| Maine | TN00003 | Texas [5] | LAB0152 |
| Maryland | 324 | Utah | TN000032021-11 |
| Massachusetts | M-TN003 | Vermont | VT2006 |
| Michigan | 9958 | Virginia | 110033 |
| Minnesota | 047-999-395 | Washington | C847 |
| Mississippi | TN00003 | West Virginia | 233 |
| Missouri | 340 | Wisconsin | 998093910 |
| Montana | CERT0086 | Wyoming | A2LA |
| A2LA – ISO 17025 | 1461.01 | AIHA-LAP,LLC EMLAP | 100789 |
| A2LA – ISO 17025 [5] | 1461.02 | DOD | 1461.01 |
| Canada | 1461.01 | USDA | P330-15-00234 |
| EPA–Crypto | TN00003 | | |

[1] Drinking Water [2] Underground Storage Tanks [3] Aquatic Toxicity [4] Chemical/Microbiological [5] Mold [6] Wastewater n/a Accreditation not applicable

* Not all certifications held by the laboratory are applicable to the results reported in the attached report.

* Accreditation is only applicable to the test methods specified on each scope of accreditation held by Pace Analytical.

Company Name/Address:
**Kinder Morgan - Rocklin, CA-AZ Work**

410 N.44th Street
Suite 1000
Phoenix. AZ 85008

Billing Information:
Accounts Payable- Alan Van Antwerp
9950 SAN DIEGO MISSION RD.
SAN DIEGO, CA 92108

Pres Chk

Report to: **Bob Forsberg**

Email To: bob.forsberg@arcadis-us.com;sascha.arnold@arcadis.com

Project Description: **KMEP Silvercroft Wash**

City/State Collected: Tucson, AZ

Please Circle: PT (MT) CT ET

Phone: **602-438-0883**

Client Project # **30179444.01**

Lab Project # **KINARCPAZ-SILVERCROF**

Collected by (print): S.A. MH

Site/Facility ID # **SILVERCROFT WASH**

P.O. # **WD1046679**

Collected by (signature):

Immediately Packed on Ice N ___ Y X

*Rush?* (Lab MUST Be Notified)
___ Same Day ___ Five Day
___ Next Day ___ 5 Day (Rad Only)
___ Two Day ___ 10 Day (Rad Only)
___ Three Day

Quote #

Date Results Needed: 910 TAT

Analysis / Container / Preservative

| Sample ID | Comp/Grab | Matrix * | Depth | Date | Time | No. of Cntrs | *NO2,NO3,SO4 125mlHDPE-NoPres | EEM RSK175 40mlAmb HCl | HOLD - NO2+NO3 250mlHDPE-H2SO4 | TDS 1L-HDPE NoPres | Total Fe 6010 250mlHDPE-HNO3 | VOCs+OXYs 8260 40mlAmb-HCl | Remarks | Sample # (lab only) |
|---|---|---|---|---|---|---|---|---|---|---|---|---|---|---|
| MW-4 | Grab | GW | 161 | 2/29/24 | 1020 | 18 | X | X | X | X | X | X | Run MS/MSD | -01 |
| MW-13 | | GW | 159 | 2/29/24 | 11:27 | 9 | X | X | X | X | X | X | | -02 |
| MW-14 | | GW | 159 | | 12:35 | 9 | X | X | X | X | X | X | | -03 |
| MW-1 | | GW | 160 | | 13:55 | 9 | X | X | X | X | X | X | | -04 |
| MW-5 | | GW | 160 | | 14:50 | 9 | X | X | X | X | X | X | | -05 |
| | | GW | | | | | | | | | | | | |
| | | GW | | | | | | | | | | | | |
| | | GW | | | | | | | | | | | | |
| EB-1 | Grab | GW | — | 2/29/24 | 1200 | 3 | | | | | | X | | -06 |
| Trip Blank | Grab | GW | — | 2/29/24 | — | 2 | | | | | | X | | -07 |

Chain of Custody Page 1 of 1

Pace
PEOPLE ADVANCING SCIENCE

**MT JULIET, TN**
12065 Lebanon Rd Mount Juliet, TN 37122
Submitting a sample via this chain of custody constitutes acknowledgment and acceptance of the Pace Terms and Conditions found at: https://info.pacelabs.com/hubfs/pas-standard-terms.pdf

SDG # L1710713

Ta B190

Acctnum: **KINARCPAZ**

Template: **T190237**

Prelogin: **P1053889**

PM: **110 - Brian Ford**

PB:

Shipped Via:

* Matrix:
SS - Soil AIR - Air F - Filter
GW - Groundwater B - Bioassay
WW - WasteWater
DW - Drinking Water
OT - Other_____

**Remarks:*NO2,NO3 have a 48 hour holding time.**

pH _____ Temp _____

Flow _____ Other _____

Samples returned via: __ UPS ✓ FedEx __ Courier _____

Tracking # 672719141404

Sample Receipt Checklist

| | | |
|---|---|---|
| COC Seal Present/Intact: | NP | Y N |
| COC Signed/Accurate: | | Y N |
| Bottles arrive intact: | | Y N |
| Correct bottles used: | | Y N |
| Sufficient volume sent: | | Y N |
| If Applicable | | |
| VOA Zero Headspace: | | Y N |
| Preservation Correct/Checked: | | Y N |
| RAD Screen <0.5 mR/hr: | | Y N |

| Relinquished by : (Signature) | Date: | Time: | Received by: (Signature) | Trip Blank Received: Yes / No HCl / MeoH TBR |
|---|---|---|---|---|
| | 2/29/24 | 1530 | FedEx (Packn-ship) | 03-01-24 CR 2 |
| Relinquished by : (Signature) | Date: | Time: | Received by: (Signature) | Temp: °C Bottles Received: |
| | | | | 1.9+0=1.9 DPA9 57 |
| Relinquished by : (Signature) | Date: | Time: | Received for lab by: (Signature) | Date: Time: |
| | | | CRONERD | 03-01-24 0900 |

If p PH-10BDH5021 TRC-2362382 CR6-20221V te/Time

Hold:

Condition: NCF / OK

# ANALYTICAL REPORT

March 15, 2024



## Kinder Morgan - Rocklin, CA-AZ Work

| | |
|---|---|
| Sample Delivery Group: | L1712725 |
| Samples Received: | 03/07/2024 |
| Project Number: | 30207116 |
| Description: | KMEP Silvercroft Wash |
| Site: | SILVERCROFT WASH |
| Report To: | Bob Forsberg<br>410 N.44th Street<br>Suite 1000<br>Phoenix, AZ 85008 |

Entire Report Reviewed By:

Brian Ford

Project Manager

Results relate only to the items tested or calibrated and are reported as rounded values. This test report shall not be reproduced, except in full, without written approval of the laboratory. Where applicable, sampling conducted by Pace Analytical National is performed per guidance provided in laboratory standard operating procedures ENV-SOP-MTJL-0067 and ENV-SOP-MTJL-0068. Where sampling conducted by the customer, results relate to the accuracy of the information provided, and as the samples are received.

**Pace Analytical National**

12065 Lebanon Rd Mount Juliet, TN 37122 615-758-5858 800-767-5859 www.pacenational.com

# TABLE OF CONTENTS


Cp: Cover Page 1

Tc: Table of Contents 2

Ss: Sample Summary 3

Cn: Case Narrative 5

Sr: Sample Results 6

MW-6 L1712725-01 6

MW-28 L1712725-02 8

MW-28 DUP L1712725-03 10

MW-32S L1712725-04 12

MW-29S L1712725-05 14

TRIP BLANK L1712725-06 16

Qc: Quality Control Summary 18

Gravimetric Analysis by Method 2540 C-2011 18

Wet Chemistry by Method 9056A 20

Metals (ICP) by Method 6010D 24

Volatile Organic Compounds (GC) by Method RSK175 25

Volatile Organic Compounds (GC/MS) by Method 8260B 27

Is: Internal Standard Summary 38

Volatile Organic Compounds (GC/MS) by Method 8260B 38

Gl: Glossary of Terms 39

Al: Accreditations & Locations 40

Sc: Sample Chain of Custody 41

## MW-6 L1712725-01 GW

| Collected by | Collected date/time | Received date/time |
|---|---|---|
| MS/SXA | 03/06/24 09:07 | 03/07/24 09:00 |

| Method | Batch | Dilution | Preparation date/time | Analysis date/time | Analyst | Location |
|---|---|---|---|---|---|---|
| Gravimetric Analysis by Method 2540 C-2011 | WG2244677 | 1 | 03/12/24 14:28 | 03/13/24 11:25 | JAC | Mt. Juliet, TN |
| Wet Chemistry by Method 9056A | WG2241877 | 1 | 03/08/24 02:45 | 03/08/24 02:45 | DLH | Mt. Juliet, TN |
| Metals (ICP) by Method 6010D | WG2242471 | 1 | 03/13/24 10:41 | 03/13/24 17:53 | DJS | Mt. Juliet, TN |
| Volatile Organic Compounds (GC) by Method RSK175 | WG2242478 | 1 | 03/10/24 11:34 | 03/10/24 11:34 | CCM | Mt. Juliet, TN |
| Volatile Organic Compounds (GC/MS) by Method 8260B | WG2243713 | 1 | 03/10/24 18:37 | 03/10/24 18:37 | DYW | Mt. Juliet, TN |

## MW-28 L1712725-02 GW

| Collected by | Collected date/time | Received date/time |
|---|---|---|
| MS/SXA | 03/06/24 10:02 | 03/07/24 09:00 |

| Method | Batch | Dilution | Preparation date/time | Analysis date/time | Analyst | Location |
|---|---|---|---|---|---|---|
| Gravimetric Analysis by Method 2540 C-2011 | WG2244677 | 1 | 03/12/24 14:28 | 03/13/24 11:25 | JAC | Mt. Juliet, TN |
| Wet Chemistry by Method 9056A | WG2241877 | 1 | 03/08/24 04:08 | 03/08/24 04:08 | DLH | Mt. Juliet, TN |
| Wet Chemistry by Method 9056A | WG2241877 | 10 | 03/08/24 04:21 | 03/08/24 04:21 | DLH | Mt. Juliet, TN |
| Metals (ICP) by Method 6010D | WG2242471 | 1 | 03/13/24 10:41 | 03/13/24 18:00 | DJS | Mt. Juliet, TN |
| Volatile Organic Compounds (GC) by Method RSK175 | WG2242478 | 1 | 03/10/24 11:36 | 03/10/24 11:36 | CCM | Mt. Juliet, TN |
| Volatile Organic Compounds (GC/MS) by Method 8260B | WG2243713 | 1 | 03/10/24 18:58 | 03/10/24 18:58 | DYW | Mt. Juliet, TN |

## MW-28 DUP L1712725-03 GW

| Collected by | Collected date/time | Received date/time |
|---|---|---|
| MS/SXA | 03/06/24 10:07 | 03/07/24 09:00 |

| Method | Batch | Dilution | Preparation date/time | Analysis date/time | Analyst | Location |
|---|---|---|---|---|---|---|
| Gravimetric Analysis by Method 2540 C-2011 | WG2244644 | 1 | 03/12/24 12:45 | 03/12/24 15:32 | MMF | Mt. Juliet, TN |
| Wet Chemistry by Method 9056A | WG2241877 | 1 | 03/08/24 04:35 | 03/08/24 04:35 | DLH | Mt. Juliet, TN |
| Wet Chemistry by Method 9056A | WG2241877 | 10 | 03/08/24 04:49 | 03/08/24 04:49 | DLH | Mt. Juliet, TN |
| Metals (ICP) by Method 6010D | WG2242471 | 1 | 03/13/24 10:41 | 03/13/24 19:02 | DJS | Mt. Juliet, TN |
| Volatile Organic Compounds (GC) by Method RSK175 | WG2242478 | 1 | 03/10/24 11:39 | 03/10/24 11:39 | CCM | Mt. Juliet, TN |
| Volatile Organic Compounds (GC/MS) by Method 8260B | WG2243713 | 1 | 03/10/24 19:18 | 03/10/24 19:18 | DYW | Mt. Juliet, TN |

## MW-32S L1712725-04 GW

| Collected by | Collected date/time | Received date/time |
|---|---|---|
| MS/SXA | 03/06/24 11:08 | 03/07/24 09:00 |

| Method | Batch | Dilution | Preparation date/time | Analysis date/time | Analyst | Location |
|---|---|---|---|---|---|---|
| Gravimetric Analysis by Method 2540 C-2011 | WG2244677 | 1 | 03/12/24 14:28 | 03/13/24 11:25 | JAC | Mt. Juliet, TN |
| Wet Chemistry by Method 9056A | WG2242113 | 1 | 03/08/24 01:08 | 03/08/24 01:08 | DLH | Mt. Juliet, TN |
| Wet Chemistry by Method 9056A | WG2242113 | 10 | 03/08/24 07:46 | 03/08/24 07:46 | DLH | Mt. Juliet, TN |
| Metals (ICP) by Method 6010D | WG2242471 | 1 | 03/13/24 10:41 | 03/13/24 19:04 | DJS | Mt. Juliet, TN |
| Volatile Organic Compounds (GC) by Method RSK175 | WG2242478 | 1 | 03/10/24 12:04 | 03/10/24 12:04 | CCM | Mt. Juliet, TN |
| Volatile Organic Compounds (GC/MS) by Method 8260B | WG2243713 | 50 | 03/10/24 21:22 | 03/10/24 21:22 | DYW | Mt. Juliet, TN |
| Volatile Organic Compounds (GC/MS) by Method 8260B | WG2244293 | 50 | 03/12/24 11:39 | 03/12/24 11:39 | DWR | Mt. Juliet, TN |

## MW-29S L1712725-05 GW

| Collected by | Collected date/time | Received date/time |
|---|---|---|
| MS/SXA | 03/06/24 12:18 | 03/07/24 09:00 |

| Method | Batch | Dilution | Preparation date/time | Analysis date/time | Analyst | Location |
|---|---|---|---|---|---|---|
| Gravimetric Analysis by Method 2540 C-2011 | WG2244677 | 1 | 03/12/24 14:28 | 03/13/24 11:25 | JAC | Mt. Juliet, TN |
| Wet Chemistry by Method 9056A | WG2242113 | 1 | 03/08/24 01:24 | 03/08/24 01:24 | DLH | Mt. Juliet, TN |
| Wet Chemistry by Method 9056A | WG2242113 | 10 | 03/08/24 08:02 | 03/08/24 08:02 | DLH | Mt. Juliet, TN |
| Metals (ICP) by Method 6010D | WG2242471 | 1 | 03/13/24 10:41 | 03/13/24 18:19 | DJS | Mt. Juliet, TN |
| Volatile Organic Compounds (GC) by Method RSK175 | WG2242478 | 1 | 03/10/24 12:07 | 03/10/24 12:07 | CCM | Mt. Juliet, TN |
| Volatile Organic Compounds (GC/MS) by Method 8260B | WG2243713 | 200 | 03/10/24 21:42 | 03/10/24 21:42 | DYW | Mt. Juliet, TN |

## TRIP BLANK L1712725-06 GW

| Collected by | Collected date/time | Received date/time |
|---|---|---|
| MS/SXA | 03/06/24 00:00 | 03/07/24 09:00 |

| Method | Batch | Dilution | Preparation date/time | Analysis date/time | Analyst | Location |
|---|---|---|---|---|---|---|
| Volatile Organic Compounds (GC/MS) by Method 8260B | WG2243713 | 1 | 03/10/24 17:36 | 03/10/24 17:36 | DYW | Mt. Juliet, TN |

# CASE NARRATIVE

All sample aliquots were received at the correct temperature, in the proper containers, with the appropriate preservatives, and within method specified holding times, unless qualified or notated within the report. Where applicable, all MDL (LOD) and RDL (LOQ) values reported for environmental samples have been corrected for the dilution factor used in the analysis. All Method and Batch Quality Control are within established criteria except where addressed in this case narrative, a non-conformance form or properly qualified within the sample results. By my digital signature below, I affirm to the best of my knowledge, all problems/anomalies observed by the laboratory as having the potential to affect the quality of the data have been identified by the laboratory, and no information or data have been knowingly withheld that would affect the quality of the data.

Brian Ford
Project Manager

## Gravimetric Analysis by Method 2540 C-2011

| Analyte | Result mg/l | Qualifier | RDL mg/l | Dilution | Analysis date / time | Batch |
|---|---|---|---|---|---|---|
| Dissolved Solids | 362 | | 10.0 | 1 | 03/13/2024 11:25 | WG2244677 |

## Wet Chemistry by Method 9056A

| Analyte | Result mg/l | Qualifier | RDL mg/l | Dilution | Analysis date / time | Batch |
|---|---|---|---|---|---|---|
| Nitrate | 2.42 | | 0.100 | 1 | 03/08/2024 02:45 | WG2241877 |
| Nitrite | ND | | 0.100 | 1 | 03/08/2024 02:45 | WG2241877 |
| Sulfate | 58.0 | | 5.00 | 1 | 03/08/2024 02:45 | WG2241877 |

## Metals (ICP) by Method 6010D

| Analyte | Result mg/l | Qualifier | RDL mg/l | Dilution | Analysis date / time | Batch |
|---|---|---|---|---|---|---|
| Iron | ND | | 0.100 | 1 | 03/13/2024 17:53 | WG2242471 |

## Volatile Organic Compounds (GC) by Method RSK175

| Analyte | Result mg/l | Qualifier | RDL mg/l | Dilution | Analysis date / time | Batch |
|---|---|---|---|---|---|---|
| Methane | ND | | 0.0100 | 1 | 03/10/2024 11:34 | WG2242478 |
| Ethane | ND | | 0.0130 | 1 | 03/10/2024 11:34 | WG2242478 |
| Ethene | ND | | 0.0130 | 1 | 03/10/2024 11:34 | WG2242478 |

## Volatile Organic Compounds (GC/MS) by Method 8260B

| Analyte | Result mg/l | Qualifier | RDL mg/l | Dilution | Analysis date / time | Batch |
|---|---|---|---|---|---|---|
| Acetone | ND | | 0.0500 | 1 | 03/10/2024 18:37 | WG2243713 |
| Acrylonitrile | ND | | 0.0100 | 1 | 03/10/2024 18:37 | WG2243713 |
| Benzene | ND | | 0.00100 | 1 | 03/10/2024 18:37 | WG2243713 |
| Bromobenzene | ND | | 0.00100 | 1 | 03/10/2024 18:37 | WG2243713 |
| Bromochloromethane | ND | | 0.00100 | 1 | 03/10/2024 18:37 | WG2243713 |
| Bromodichloromethane | ND | | 0.00100 | 1 | 03/10/2024 18:37 | WG2243713 |
| Bromoform | ND | | 0.00100 | 1 | 03/10/2024 18:37 | WG2243713 |
| Bromomethane | ND | | 0.00500 | 1 | 03/10/2024 18:37 | WG2243713 |
| n-Butylbenzene | ND | | 0.00100 | 1 | 03/10/2024 18:37 | WG2243713 |
| sec-Butylbenzene | ND | | 0.00100 | 1 | 03/10/2024 18:37 | WG2243713 |
| tert-Butylbenzene | ND | | 0.00100 | 1 | 03/10/2024 18:37 | WG2243713 |
| Carbon tetrachloride | ND | | 0.00100 | 1 | 03/10/2024 18:37 | WG2243713 |
| Carbon disulfide | ND | | 0.00100 | 1 | 03/10/2024 18:37 | WG2243713 |
| Chlorobenzene | ND | | 0.00100 | 1 | 03/10/2024 18:37 | WG2243713 |
| Chlorodibromomethane | ND | | 0.00100 | 1 | 03/10/2024 18:37 | WG2243713 |
| Chloroethane | ND | | 0.00500 | 1 | 03/10/2024 18:37 | WG2243713 |
| Chloroform | ND | | 0.00500 | 1 | 03/10/2024 18:37 | WG2243713 |
| Chloromethane | ND | | 0.00250 | 1 | 03/10/2024 18:37 | WG2243713 |
| 1,2-Dibromo-3-Chloropropane | ND | | 0.00500 | 1 | 03/10/2024 18:37 | WG2243713 |
| 1,2-Dibromoethane | ND | | 0.00100 | 1 | 03/10/2024 18:37 | WG2243713 |
| Dibromomethane | ND | | 0.00100 | 1 | 03/10/2024 18:37 | WG2243713 |
| 1,2-Dichlorobenzene | ND | | 0.00100 | 1 | 03/10/2024 18:37 | WG2243713 |
| 1,3-Dichlorobenzene | ND | | 0.00100 | 1 | 03/10/2024 18:37 | WG2243713 |
| 1,4-Dichlorobenzene | ND | | 0.00100 | 1 | 03/10/2024 18:37 | WG2243713 |
| trans-1,4-Dichloro-2-butene | ND | | 0.00250 | 1 | 03/10/2024 18:37 | WG2243713 |
| Dichlorodifluoromethane | ND | | 0.00500 | 1 | 03/10/2024 18:37 | WG2243713 |
| 1,1-Dichloroethane | ND | | 0.00100 | 1 | 03/10/2024 18:37 | WG2243713 |
| 1,2-Dichloroethane | ND | | 0.00100 | 1 | 03/10/2024 18:37 | WG2243713 |
| 1,1-Dichloroethene | ND | | 0.00100 | 1 | 03/10/2024 18:37 | WG2243713 |
| cis-1,2-Dichloroethene | ND | | 0.00100 | 1 | 03/10/2024 18:37 | WG2243713 |

## Volatile Organic Compounds (GC/MS) by Method 8260B

| Analyte | Result mg/l | Qualifier | RDL mg/l | Dilution | Analysis date / time | Batch |
|---|---|---|---|---|---|---|
| trans-1,2-Dichloroethene | ND | | 0.00100 | 1 | 03/10/2024 18:37 | WG2243713 |
| 1,2-Dichloropropane | ND | | 0.00100 | 1 | 03/10/2024 18:37 | WG2243713 |
| cis-1,3-Dichloropropene | ND | | 0.00100 | 1 | 03/10/2024 18:37 | WG2243713 |
| trans-1,3-Dichloropropene | ND | | 0.00100 | 1 | 03/10/2024 18:37 | WG2243713 |
| Ethylbenzene | ND | | 0.00100 | 1 | 03/10/2024 18:37 | WG2243713 |
| Hexachloro-1,3-butadiene | ND | | 0.00100 | 1 | 03/10/2024 18:37 | WG2243713 |
| 2-Hexanone | ND | | 0.0100 | 1 | 03/10/2024 18:37 | WG2243713 |
| 2-Butanone (MEK) | ND | | 0.0100 | 1 | 03/10/2024 18:37 | WG2243713 |
| Iodomethane | ND | | 0.0100 | 1 | 03/10/2024 18:37 | WG2243713 |
| Methylene Chloride | ND | | 0.00500 | 1 | 03/10/2024 18:37 | WG2243713 |
| 4-Methyl-2-pentanone (MIBK) | ND | | 0.0100 | 1 | 03/10/2024 18:37 | WG2243713 |
| Naphthalene | ND | L2 | 0.00500 | 1 | 03/10/2024 18:37 | WG2243713 |
| n-Propylbenzene | ND | | 0.00100 | 1 | 03/10/2024 18:37 | WG2243713 |
| Styrene | ND | | 0.00100 | 1 | 03/10/2024 18:37 | WG2243713 |
| 1,1,1,2-Tetrachloroethane | ND | | 0.00100 | 1 | 03/10/2024 18:37 | WG2243713 |
| 1,1,2,2-Tetrachloroethane | ND | | 0.00100 | 1 | 03/10/2024 18:37 | WG2243713 |
| 1,1,2-Trichlorotrifluoroethane | ND | | 0.00100 | 1 | 03/10/2024 18:37 | WG2243713 |
| Tetrachloroethene | ND | | 0.00100 | 1 | 03/10/2024 18:37 | WG2243713 |
| Toluene | ND | | 0.00100 | 1 | 03/10/2024 18:37 | WG2243713 |
| 1,2,4-Trichlorobenzene | ND | | 0.00100 | 1 | 03/10/2024 18:37 | WG2243713 |
| 1,1,1-Trichloroethane | ND | | 0.00100 | 1 | 03/10/2024 18:37 | WG2243713 |
| 1,1,2-Trichloroethane | ND | | 0.00100 | 1 | 03/10/2024 18:37 | WG2243713 |
| Trichloroethene | ND | | 0.00100 | 1 | 03/10/2024 18:37 | WG2243713 |
| Trichlorofluoromethane | ND | | 0.00500 | 1 | 03/10/2024 18:37 | WG2243713 |
| 1,2,3-Trichloropropane | ND | | 0.00250 | 1 | 03/10/2024 18:37 | WG2243713 |
| 1,2,4-Trimethylbenzene | ND | | 0.00100 | 1 | 03/10/2024 18:37 | WG2243713 |
| 1,3,5-Trimethylbenzene | ND | | 0.00100 | 1 | 03/10/2024 18:37 | WG2243713 |
| Vinyl acetate | ND | L1 M1 | 0.0100 | 1 | 03/10/2024 18:37 | WG2243713 |
| Vinyl chloride | ND | | 0.00100 | 1 | 03/10/2024 18:37 | WG2243713 |
| Xylenes, Total | ND | | 0.00300 | 1 | 03/10/2024 18:37 | WG2243713 |
| Di-isopropyl ether | ND | | 0.00100 | 1 | 03/10/2024 18:37 | WG2243713 |
| Ethanol | ND | | 0.100 | 1 | 03/10/2024 18:37 | WG2243713 |
| Ethyl tert-butyl ether | ND | | 0.00100 | 1 | 03/10/2024 18:37 | WG2243713 |
| Methyl tert-butyl ether | ND | | 0.00100 | 1 | 03/10/2024 18:37 | WG2243713 |
| tert-Butyl alcohol | ND | | 0.00500 | 1 | 03/10/2024 18:37 | WG2243713 |
| tert-Amyl Methyl Ether | ND | | 0.00100 | 1 | 03/10/2024 18:37 | WG2243713 |
| *(S) Toluene-d8* | *102* | | *80.0-120* | | *03/10/2024 18:37* | WG2243713 |
| *(S) 4-Bromofluorobenzene* | *98.9* | | *77.0-126* | | *03/10/2024 18:37* | WG2243713 |
| *(S) 1,2-Dichloroethane-d4* | *97.9* | | *70.0-130* | | *03/10/2024 18:37* | WG2243713 |

## Gravimetric Analysis by Method 2540 C-2011

| Analyte | Result mg/l | Qualifier | RDL mg/l | Dilution | Analysis date / time | Batch |
|---|---|---|---|---|---|---|
| Dissolved Solids | 730 | | 10.0 | 1 | 03/13/2024 11:25 | WG2244677 |

## Wet Chemistry by Method 9056A

| Analyte | Result mg/l | Qualifier | RDL mg/l | Dilution | Analysis date / time | Batch |
|---|---|---|---|---|---|---|
| Nitrate | 5.13 | | 0.100 | 1 | 03/08/2024 04:08 | WG2241877 |
| Nitrite | ND | | 0.100 | 1 | 03/08/2024 04:08 | WG2241877 |
| Sulfate | 189 | | 50.0 | 10 | 03/08/2024 04:21 | WG2241877 |

## Metals (ICP) by Method 6010D

| Analyte | Result mg/l | Qualifier | RDL mg/l | Dilution | Analysis date / time | Batch |
|---|---|---|---|---|---|---|
| Iron | 1.15 | | 0.100 | 1 | 03/13/2024 18:00 | WG2242471 |

## Volatile Organic Compounds (GC) by Method RSK175

| Analyte | Result mg/l | Qualifier | RDL mg/l | Dilution | Analysis date / time | Batch |
|---|---|---|---|---|---|---|
| Methane | ND | | 0.0100 | 1 | 03/10/2024 11:36 | WG2242478 |
| Ethane | ND | | 0.0130 | 1 | 03/10/2024 11:36 | WG2242478 |
| Ethene | ND | | 0.0130 | 1 | 03/10/2024 11:36 | WG2242478 |

## Volatile Organic Compounds (GC/MS) by Method 8260B

| Analyte | Result mg/l | Qualifier | RDL mg/l | Dilution | Analysis date / time | Batch |
|---|---|---|---|---|---|---|
| Acetone | ND | | 0.0500 | 1 | 03/10/2024 18:58 | WG2243713 |
| Acrylonitrile | ND | | 0.0100 | 1 | 03/10/2024 18:58 | WG2243713 |
| Benzene | ND | | 0.00100 | 1 | 03/10/2024 18:58 | WG2243713 |
| Bromobenzene | ND | | 0.00100 | 1 | 03/10/2024 18:58 | WG2243713 |
| Bromochloromethane | ND | | 0.00100 | 1 | 03/10/2024 18:58 | WG2243713 |
| Bromodichloromethane | ND | | 0.00100 | 1 | 03/10/2024 18:58 | WG2243713 |
| Bromoform | ND | | 0.00100 | 1 | 03/10/2024 18:58 | WG2243713 |
| Bromomethane | ND | | 0.00500 | 1 | 03/10/2024 18:58 | WG2243713 |
| n-Butylbenzene | ND | | 0.00100 | 1 | 03/10/2024 18:58 | WG2243713 |
| sec-Butylbenzene | ND | | 0.00100 | 1 | 03/10/2024 18:58 | WG2243713 |
| tert-Butylbenzene | ND | | 0.00100 | 1 | 03/10/2024 18:58 | WG2243713 |
| Carbon tetrachloride | ND | | 0.00100 | 1 | 03/10/2024 18:58 | WG2243713 |
| Carbon disulfide | ND | | 0.00100 | 1 | 03/10/2024 18:58 | WG2243713 |
| Chlorobenzene | ND | | 0.00100 | 1 | 03/10/2024 18:58 | WG2243713 |
| Chlorodibromomethane | ND | | 0.00100 | 1 | 03/10/2024 18:58 | WG2243713 |
| Chloroethane | ND | R7 | 0.00500 | 1 | 03/10/2024 18:58 | WG2243713 |
| Chloroform | ND | | 0.00500 | 1 | 03/10/2024 18:58 | WG2243713 |
| Chloromethane | ND | | 0.00250 | 1 | 03/10/2024 18:58 | WG2243713 |
| 1,2-Dibromo-3-Chloropropane | ND | | 0.00500 | 1 | 03/10/2024 18:58 | WG2243713 |
| 1,2-Dibromoethane | ND | | 0.00100 | 1 | 03/10/2024 18:58 | WG2243713 |
| Dibromomethane | ND | | 0.00100 | 1 | 03/10/2024 18:58 | WG2243713 |
| 1,2-Dichlorobenzene | ND | | 0.00100 | 1 | 03/10/2024 18:58 | WG2243713 |
| 1,3-Dichlorobenzene | ND | | 0.00100 | 1 | 03/10/2024 18:58 | WG2243713 |
| 1,4-Dichlorobenzene | ND | | 0.00100 | 1 | 03/10/2024 18:58 | WG2243713 |
| trans-1,4-Dichloro-2-butene | ND | | 0.00250 | 1 | 03/10/2024 18:58 | WG2243713 |
| Dichlorodifluoromethane | ND | | 0.00500 | 1 | 03/10/2024 18:58 | WG2243713 |
| 1,1-Dichloroethane | ND | | 0.00100 | 1 | 03/10/2024 18:58 | WG2243713 |
| 1,2-Dichloroethane | ND | | 0.00100 | 1 | 03/10/2024 18:58 | WG2243713 |
| 1,1-Dichloroethene | ND | | 0.00100 | 1 | 03/10/2024 18:58 | WG2243713 |
| cis-1,2-Dichloroethene | ND | | 0.00100 | 1 | 03/10/2024 18:58 | WG2243713 |

## Volatile Organic Compounds (GC/MS) by Method 8260B

| Analyte | Result mg/l | Qualifier | RDL mg/l | Dilution | Analysis date / time | Batch |
|---|---|---|---|---|---|---|
| trans-1,2-Dichloroethene | ND | | 0.00100 | 1 | 03/10/2024 18:58 | WG2243713 |
| 1,2-Dichloropropane | ND | | 0.00100 | 1 | 03/10/2024 18:58 | WG2243713 |
| cis-1,3-Dichloropropene | ND | | 0.00100 | 1 | 03/10/2024 18:58 | WG2243713 |
| trans-1,3-Dichloropropene | ND | | 0.00100 | 1 | 03/10/2024 18:58 | WG2243713 |
| Ethylbenzene | ND | | 0.00100 | 1 | 03/10/2024 18:58 | WG2243713 |
| Hexachloro-1,3-butadiene | ND | | 0.00100 | 1 | 03/10/2024 18:58 | WG2243713 |
| 2-Hexanone | ND | | 0.0100 | 1 | 03/10/2024 18:58 | WG2243713 |
| 2-Butanone (MEK) | ND | | 0.0100 | 1 | 03/10/2024 18:58 | WG2243713 |
| Iodomethane | ND | | 0.0100 | 1 | 03/10/2024 18:58 | WG2243713 |
| Methylene Chloride | ND | | 0.00500 | 1 | 03/10/2024 18:58 | WG2243713 |
| 4-Methyl-2-pentanone (MIBK) | ND | | 0.0100 | 1 | 03/10/2024 18:58 | WG2243713 |
| Naphthalene | ND | L2 | 0.00500 | 1 | 03/10/2024 18:58 | WG2243713 |
| n-Propylbenzene | ND | | 0.00100 | 1 | 03/10/2024 18:58 | WG2243713 |
| Styrene | ND | | 0.00100 | 1 | 03/10/2024 18:58 | WG2243713 |
| 1,1,1,2-Tetrachloroethane | ND | | 0.00100 | 1 | 03/10/2024 18:58 | WG2243713 |
| 1,1,2,2-Tetrachloroethane | ND | | 0.00100 | 1 | 03/10/2024 18:58 | WG2243713 |
| 1,1,2-Trichlorotrifluoroethane | ND | | 0.00100 | 1 | 03/10/2024 18:58 | WG2243713 |
| Tetrachloroethene | 0.0166 | | 0.00100 | 1 | 03/10/2024 18:58 | WG2243713 |
| Toluene | ND | | 0.00100 | 1 | 03/10/2024 18:58 | WG2243713 |
| 1,2,4-Trichlorobenzene | ND | | 0.00100 | 1 | 03/10/2024 18:58 | WG2243713 |
| 1,1,1-Trichloroethane | ND | | 0.00100 | 1 | 03/10/2024 18:58 | WG2243713 |
| 1,1,2-Trichloroethane | ND | | 0.00100 | 1 | 03/10/2024 18:58 | WG2243713 |
| Trichloroethene | 0.00213 | | 0.00100 | 1 | 03/10/2024 18:58 | WG2243713 |
| Trichlorofluoromethane | ND | | 0.00500 | 1 | 03/10/2024 18:58 | WG2243713 |
| 1,2,3-Trichloropropane | ND | | 0.00250 | 1 | 03/10/2024 18:58 | WG2243713 |
| 1,2,4-Trimethylbenzene | ND | | 0.00100 | 1 | 03/10/2024 18:58 | WG2243713 |
| 1,3,5-Trimethylbenzene | ND | | 0.00100 | 1 | 03/10/2024 18:58 | WG2243713 |
| Vinyl acetate | ND | L1 | 0.0100 | 1 | 03/10/2024 18:58 | WG2243713 |
| Vinyl chloride | ND | | 0.00100 | 1 | 03/10/2024 18:58 | WG2243713 |
| Xylenes, Total | ND | | 0.00300 | 1 | 03/10/2024 18:58 | WG2243713 |
| Di-isopropyl ether | ND | | 0.00100 | 1 | 03/10/2024 18:58 | WG2243713 |
| Ethanol | ND | | 0.100 | 1 | 03/10/2024 18:58 | WG2243713 |
| Ethyl tert-butyl ether | ND | | 0.00100 | 1 | 03/10/2024 18:58 | WG2243713 |
| Methyl tert-butyl ether | ND | | 0.00100 | 1 | 03/10/2024 18:58 | WG2243713 |
| tert-Butyl alcohol | ND | | 0.00500 | 1 | 03/10/2024 18:58 | WG2243713 |
| tert-Amyl Methyl Ether | ND | | 0.00100 | 1 | 03/10/2024 18:58 | WG2243713 |
| *(S) Toluene-d8* | *101* | | *80.0-120* | | *03/10/2024 18:58* | WG2243713 |
| *(S) 4-Bromofluorobenzene* | *98.9* | | *77.0-126* | | *03/10/2024 18:58* | WG2243713 |
| *(S) 1,2-Dichloroethane-d4* | *97.6* | | *70.0-130* | | *03/10/2024 18:58* | WG2243713 |

## Gravimetric Analysis by Method 2540 C-2011

| Analyte | Result mg/l | Qualifier | RDL mg/l | Dilution | Analysis date / time | Batch |
|---|---|---|---|---|---|---|
| Dissolved Solids | 703 | | 13.3 | 1 | 03/12/2024 15:32 | WG2244644 |

## Wet Chemistry by Method 9056A

| Analyte | Result mg/l | Qualifier | RDL mg/l | Dilution | Analysis date / time | Batch |
|---|---|---|---|---|---|---|
| Nitrate | 5.41 | | 0.100 | 1 | 03/08/2024 04:35 | WG2241877 |
| Nitrite | ND | | 0.100 | 1 | 03/08/2024 04:35 | WG2241877 |
| Sulfate | 187 | | 50.0 | 10 | 03/08/2024 04:49 | WG2241877 |

## Metals (ICP) by Method 6010D

| Analyte | Result mg/l | Qualifier | RDL mg/l | Dilution | Analysis date / time | Batch |
|---|---|---|---|---|---|---|
| Iron | 1.22 | | 0.100 | 1 | 03/13/2024 19:02 | WG2242471 |

## Volatile Organic Compounds (GC) by Method RSK175

| Analyte | Result mg/l | Qualifier | RDL mg/l | Dilution | Analysis date / time | Batch |
|---|---|---|---|---|---|---|
| Methane | ND | | 0.0100 | 1 | 03/10/2024 11:39 | WG2242478 |
| Ethane | ND | | 0.0130 | 1 | 03/10/2024 11:39 | WG2242478 |
| Ethene | ND | | 0.0130 | 1 | 03/10/2024 11:39 | WG2242478 |

## Volatile Organic Compounds (GC/MS) by Method 8260B

| Analyte | Result mg/l | Qualifier | RDL mg/l | Dilution | Analysis date / time | Batch |
|---|---|---|---|---|---|---|
| Acetone | ND | | 0.0500 | 1 | 03/10/2024 19:18 | WG2243713 |
| Acrylonitrile | ND | | 0.0100 | 1 | 03/10/2024 19:18 | WG2243713 |
| Benzene | ND | | 0.00100 | 1 | 03/10/2024 19:18 | WG2243713 |
| Bromobenzene | ND | | 0.00100 | 1 | 03/10/2024 19:18 | WG2243713 |
| Bromochloromethane | ND | | 0.00100 | 1 | 03/10/2024 19:18 | WG2243713 |
| Bromodichloromethane | ND | | 0.00100 | 1 | 03/10/2024 19:18 | WG2243713 |
| Bromoform | ND | | 0.00100 | 1 | 03/10/2024 19:18 | WG2243713 |
| Bromomethane | ND | | 0.00500 | 1 | 03/10/2024 19:18 | WG2243713 |
| n-Butylbenzene | ND | | 0.00100 | 1 | 03/10/2024 19:18 | WG2243713 |
| sec-Butylbenzene | ND | | 0.00100 | 1 | 03/10/2024 19:18 | WG2243713 |
| tert-Butylbenzene | ND | | 0.00100 | 1 | 03/10/2024 19:18 | WG2243713 |
| Carbon tetrachloride | ND | | 0.00100 | 1 | 03/10/2024 19:18 | WG2243713 |
| Carbon disulfide | ND | | 0.00100 | 1 | 03/10/2024 19:18 | WG2243713 |
| Chlorobenzene | ND | | 0.00100 | 1 | 03/10/2024 19:18 | WG2243713 |
| Chlorodibromomethane | ND | | 0.00100 | 1 | 03/10/2024 19:18 | WG2243713 |
| Chloroethane | ND | R7 | 0.00500 | 1 | 03/10/2024 19:18 | WG2243713 |
| Chloroform | ND | | 0.00500 | 1 | 03/10/2024 19:18 | WG2243713 |
| Chloromethane | ND | | 0.00250 | 1 | 03/10/2024 19:18 | WG2243713 |
| 1,2-Dibromo-3-Chloropropane | ND | | 0.00500 | 1 | 03/10/2024 19:18 | WG2243713 |
| 1,2-Dibromoethane | ND | | 0.00100 | 1 | 03/10/2024 19:18 | WG2243713 |
| Dibromomethane | ND | | 0.00100 | 1 | 03/10/2024 19:18 | WG2243713 |
| 1,2-Dichlorobenzene | ND | | 0.00100 | 1 | 03/10/2024 19:18 | WG2243713 |
| 1,3-Dichlorobenzene | ND | | 0.00100 | 1 | 03/10/2024 19:18 | WG2243713 |
| 1,4-Dichlorobenzene | ND | | 0.00100 | 1 | 03/10/2024 19:18 | WG2243713 |
| trans-1,4-Dichloro-2-butene | ND | | 0.00250 | 1 | 03/10/2024 19:18 | WG2243713 |
| Dichlorodifluoromethane | ND | | 0.00500 | 1 | 03/10/2024 19:18 | WG2243713 |
| 1,1-Dichloroethane | ND | | 0.00100 | 1 | 03/10/2024 19:18 | WG2243713 |
| 1,2-Dichloroethane | ND | | 0.00100 | 1 | 03/10/2024 19:18 | WG2243713 |
| 1,1-Dichloroethene | ND | | 0.00100 | 1 | 03/10/2024 19:18 | WG2243713 |
| cis-1,2-Dichloroethene | ND | | 0.00100 | 1 | 03/10/2024 19:18 | WG2243713 |

## Volatile Organic Compounds (GC/MS) by Method 8260B

| Analyte | Result mg/l | Qualifier | RDL mg/l | Dilution | Analysis date / time | Batch |
|---|---|---|---|---|---|---|
| trans-1,2-Dichloroethene | ND | | 0.00100 | 1 | 03/10/2024 19:18 | WG2243713 |
| 1,2-Dichloropropane | ND | | 0.00100 | 1 | 03/10/2024 19:18 | WG2243713 |
| cis-1,3-Dichloropropene | ND | | 0.00100 | 1 | 03/10/2024 19:18 | WG2243713 |
| trans-1,3-Dichloropropene | ND | | 0.00100 | 1 | 03/10/2024 19:18 | WG2243713 |
| Ethylbenzene | ND | | 0.00100 | 1 | 03/10/2024 19:18 | WG2243713 |
| Hexachloro-1,3-butadiene | ND | | 0.00100 | 1 | 03/10/2024 19:18 | WG2243713 |
| 2-Hexanone | ND | | 0.0100 | 1 | 03/10/2024 19:18 | WG2243713 |
| 2-Butanone (MEK) | ND | | 0.0100 | 1 | 03/10/2024 19:18 | WG2243713 |
| Iodomethane | ND | | 0.0100 | 1 | 03/10/2024 19:18 | WG2243713 |
| Methylene Chloride | ND | | 0.00500 | 1 | 03/10/2024 19:18 | WG2243713 |
| 4-Methyl-2-pentanone (MIBK) | ND | | 0.0100 | 1 | 03/10/2024 19:18 | WG2243713 |
| Naphthalene | ND | L2 | 0.00500 | 1 | 03/10/2024 19:18 | WG2243713 |
| n-Propylbenzene | ND | | 0.00100 | 1 | 03/10/2024 19:18 | WG2243713 |
| Styrene | ND | | 0.00100 | 1 | 03/10/2024 19:18 | WG2243713 |
| 1,1,1,2-Tetrachloroethane | ND | | 0.00100 | 1 | 03/10/2024 19:18 | WG2243713 |
| 1,1,2,2-Tetrachloroethane | ND | | 0.00100 | 1 | 03/10/2024 19:18 | WG2243713 |
| 1,1,2-Trichlorotrifluoroethane | ND | | 0.00100 | 1 | 03/10/2024 19:18 | WG2243713 |
| Tetrachloroethene | 0.0166 | | 0.00100 | 1 | 03/10/2024 19:18 | WG2243713 |
| Toluene | ND | | 0.00100 | 1 | 03/10/2024 19:18 | WG2243713 |
| 1,2,4-Trichlorobenzene | ND | | 0.00100 | 1 | 03/10/2024 19:18 | WG2243713 |
| 1,1,1-Trichloroethane | ND | | 0.00100 | 1 | 03/10/2024 19:18 | WG2243713 |
| 1,1,2-Trichloroethane | ND | | 0.00100 | 1 | 03/10/2024 19:18 | WG2243713 |
| Trichloroethene | 0.00216 | | 0.00100 | 1 | 03/10/2024 19:18 | WG2243713 |
| Trichlorofluoromethane | ND | | 0.00500 | 1 | 03/10/2024 19:18 | WG2243713 |
| 1,2,3-Trichloropropane | ND | | 0.00250 | 1 | 03/10/2024 19:18 | WG2243713 |
| 1,2,4-Trimethylbenzene | ND | | 0.00100 | 1 | 03/10/2024 19:18 | WG2243713 |
| 1,3,5-Trimethylbenzene | ND | | 0.00100 | 1 | 03/10/2024 19:18 | WG2243713 |
| Vinyl acetate | ND | L1 | 0.0100 | 1 | 03/10/2024 19:18 | WG2243713 |
| Vinyl chloride | ND | | 0.00100 | 1 | 03/10/2024 19:18 | WG2243713 |
| Xylenes, Total | ND | | 0.00300 | 1 | 03/10/2024 19:18 | WG2243713 |
| Di-isopropyl ether | ND | | 0.00100 | 1 | 03/10/2024 19:18 | WG2243713 |
| Ethanol | ND | | 0.100 | 1 | 03/10/2024 19:18 | WG2243713 |
| Ethyl tert-butyl ether | ND | | 0.00100 | 1 | 03/10/2024 19:18 | WG2243713 |
| Methyl tert-butyl ether | ND | | 0.00100 | 1 | 03/10/2024 19:18 | WG2243713 |
| tert-Butyl alcohol | ND | | 0.00500 | 1 | 03/10/2024 19:18 | WG2243713 |
| tert-Amyl Methyl Ether | ND | | 0.00100 | 1 | 03/10/2024 19:18 | WG2243713 |
| *(S) Toluene-d8* | *102* | | *80.0-120* | | *03/10/2024 19:18* | WG2243713 |
| *(S) 4-Bromofluorobenzene* | *98.8* | | *77.0-126* | | *03/10/2024 19:18* | WG2243713 |
| *(S) 1,2-Dichloroethane-d4* | *99.4* | | *70.0-130* | | *03/10/2024 19:18* | WG2243713 |

1 Cp
2 Tc
3 Ss
4 Cn
5 Sr
6 Qc
7 Is
8 Gl
9 Al
10 Sc

## Gravimetric Analysis by Method 2540 C-2011

| Analyte | Result mg/l | Qualifier | RDL mg/l | Dilution | Analysis date / time | Batch |
|---|---|---|---|---|---|---|
| Dissolved Solids | 591 | | 10.0 | 1 | 03/13/2024 11:25 | WG2244677 |

## Wet Chemistry by Method 9056A

| Analyte | Result mg/l | Qualifier | RDL mg/l | Dilution | Analysis date / time | Batch |
|---|---|---|---|---|---|---|
| Nitrate | ND | | 0.100 | 1 | 03/08/2024 01:08 | WG2242113 |
| Nitrite | ND | | 0.100 | 1 | 03/08/2024 01:08 | WG2242113 |
| Sulfate | 229 | | 50.0 | 10 | 03/08/2024 07:46 | WG2242113 |

## Metals (ICP) by Method 6010D

| Analyte | Result mg/l | Qualifier | RDL mg/l | Dilution | Analysis date / time | Batch |
|---|---|---|---|---|---|---|
| Iron | ND | | 0.100 | 1 | 03/13/2024 19:04 | WG2242471 |

## Volatile Organic Compounds (GC) by Method RSK175

| Analyte | Result mg/l | Qualifier | RDL mg/l | Dilution | Analysis date / time | Batch |
|---|---|---|---|---|---|---|
| Methane | ND | | 0.0100 | 1 | 03/10/2024 12:04 | WG2242478 |
| Ethane | ND | | 0.0130 | 1 | 03/10/2024 12:04 | WG2242478 |
| Ethene | ND | | 0.0130 | 1 | 03/10/2024 12:04 | WG2242478 |

## Volatile Organic Compounds (GC/MS) by Method 8260B

| Analyte | Result mg/l | Qualifier | RDL mg/l | Dilution | Analysis date / time | Batch |
|---|---|---|---|---|---|---|
| Acetone | ND | | 2.50 | 50 | 03/10/2024 21:22 | WG2243713 |
| Acrylonitrile | ND | | 0.500 | 50 | 03/10/2024 21:22 | WG2243713 |
| Benzene | ND | | 0.0500 | 50 | 03/10/2024 21:22 | WG2243713 |
| Bromobenzene | ND | | 0.0500 | 50 | 03/10/2024 21:22 | WG2243713 |
| Bromochloromethane | ND | | 0.0500 | 50 | 03/10/2024 21:22 | WG2243713 |
| Bromodichloromethane | ND | | 0.0500 | 50 | 03/10/2024 21:22 | WG2243713 |
| Bromoform | ND | | 0.0500 | 50 | 03/10/2024 21:22 | WG2243713 |
| Bromomethane | ND | | 0.250 | 50 | 03/10/2024 21:22 | WG2243713 |
| n-Butylbenzene | ND | | 0.0500 | 50 | 03/10/2024 21:22 | WG2243713 |
| sec-Butylbenzene | ND | | 0.0500 | 50 | 03/10/2024 21:22 | WG2243713 |
| tert-Butylbenzene | ND | | 0.0500 | 50 | 03/10/2024 21:22 | WG2243713 |
| Carbon tetrachloride | ND | | 0.0500 | 50 | 03/10/2024 21:22 | WG2243713 |
| Carbon disulfide | ND | | 0.0500 | 50 | 03/10/2024 21:22 | WG2243713 |
| Chlorobenzene | ND | | 0.0500 | 50 | 03/10/2024 21:22 | WG2243713 |
| Chlorodibromomethane | ND | | 0.0500 | 50 | 03/10/2024 21:22 | WG2243713 |
| Chloroethane | ND | R7 | 0.250 | 50 | 03/10/2024 21:22 | WG2243713 |
| Chloroform | ND | | 0.250 | 50 | 03/10/2024 21:22 | WG2243713 |
| Chloromethane | ND | | 0.125 | 50 | 03/10/2024 21:22 | WG2243713 |
| 1,2-Dibromo-3-Chloropropane | ND | | 0.250 | 50 | 03/10/2024 21:22 | WG2243713 |
| 1,2-Dibromoethane | ND | | 0.0500 | 50 | 03/10/2024 21:22 | WG2243713 |
| Dibromomethane | ND | | 0.0500 | 50 | 03/10/2024 21:22 | WG2243713 |
| 1,2-Dichlorobenzene | ND | | 0.0500 | 50 | 03/10/2024 21:22 | WG2243713 |
| 1,3-Dichlorobenzene | ND | | 0.0500 | 50 | 03/10/2024 21:22 | WG2243713 |
| 1,4-Dichlorobenzene | ND | | 0.0500 | 50 | 03/10/2024 21:22 | WG2243713 |
| trans-1,4-Dichloro-2-butene | ND | | 0.125 | 50 | 03/10/2024 21:22 | WG2243713 |
| Dichlorodifluoromethane | ND | | 0.250 | 50 | 03/10/2024 21:22 | WG2243713 |
| 1,1-Dichloroethane | ND | | 0.0500 | 50 | 03/10/2024 21:22 | WG2243713 |
| 1,2-Dichloroethane | ND | | 0.0500 | 50 | 03/10/2024 21:22 | WG2243713 |
| 1,1-Dichloroethene | ND | | 0.0500 | 50 | 03/10/2024 21:22 | WG2243713 |
| cis-1,2-Dichloroethene | ND | | 0.0500 | 50 | 03/10/2024 21:22 | WG2243713 |

## Volatile Organic Compounds (GC/MS) by Method 8260B

| Analyte | Result mg/l | Qualifier | RDL mg/l | Dilution | Analysis date / time | Batch |
|---|---|---|---|---|---|---|
| trans-1,2-Dichloroethene | ND | | 0.0500 | 50 | 03/10/2024 21:22 | WG2243713 |
| 1,2-Dichloropropane | ND | | 0.0500 | 50 | 03/10/2024 21:22 | WG2243713 |
| cis-1,3-Dichloropropene | ND | | 0.0500 | 50 | 03/10/2024 21:22 | WG2243713 |
| trans-1,3-Dichloropropene | ND | | 0.0500 | 50 | 03/10/2024 21:22 | WG2243713 |
| Ethylbenzene | ND | | 0.0500 | 50 | 03/10/2024 21:22 | WG2243713 |
| Hexachloro-1,3-butadiene | ND | | 0.0500 | 50 | 03/10/2024 21:22 | WG2243713 |
| 2-Hexanone | ND | | 0.500 | 50 | 03/10/2024 21:22 | WG2243713 |
| 2-Butanone (MEK) | ND | | 0.500 | 50 | 03/10/2024 21:22 | WG2243713 |
| Iodomethane | ND | | 0.500 | 50 | 03/10/2024 21:22 | WG2243713 |
| Methylene Chloride | ND | | 0.250 | 50 | 03/10/2024 21:22 | WG2243713 |
| 4-Methyl-2-pentanone (MIBK) | ND | | 0.500 | 50 | 03/10/2024 21:22 | WG2243713 |
| Naphthalene | ND | | 0.250 | 50 | 03/12/2024 11:39 | WG2244293 |
| n-Propylbenzene | ND | | 0.0500 | 50 | 03/10/2024 21:22 | WG2243713 |
| Styrene | ND | | 0.0500 | 50 | 03/10/2024 21:22 | WG2243713 |
| 1,1,1,2-Tetrachloroethane | ND | | 0.0500 | 50 | 03/10/2024 21:22 | WG2243713 |
| 1,1,2,2-Tetrachloroethane | ND | | 0.0500 | 50 | 03/10/2024 21:22 | WG2243713 |
| 1,1,2-Trichlorotrifluoroethane | ND | | 0.0500 | 50 | 03/10/2024 21:22 | WG2243713 |
| Tetrachloroethene | ND | | 0.0500 | 50 | 03/10/2024 21:22 | WG2243713 |
| Toluene | ND | | 0.0500 | 50 | 03/12/2024 11:39 | WG2244293 |
| 1,2,4-Trichlorobenzene | ND | | 0.0500 | 50 | 03/10/2024 21:22 | WG2243713 |
| 1,1,1-Trichloroethane | ND | | 0.0500 | 50 | 03/10/2024 21:22 | WG2243713 |
| 1,1,2-Trichloroethane | ND | | 0.0500 | 50 | 03/10/2024 21:22 | WG2243713 |
| Trichloroethene | ND | | 0.0500 | 50 | 03/10/2024 21:22 | WG2243713 |
| Trichlorofluoromethane | ND | | 0.250 | 50 | 03/10/2024 21:22 | WG2243713 |
| 1,2,3-Trichloropropane | ND | | 0.125 | 50 | 03/10/2024 21:22 | WG2243713 |
| 1,2,4-Trimethylbenzene | ND | | 0.0500 | 50 | 03/12/2024 11:39 | WG2244293 |
| 1,3,5-Trimethylbenzene | ND | | 0.0500 | 50 | 03/10/2024 21:22 | WG2243713 |
| Vinyl acetate | ND | L1 | 0.500 | 50 | 03/10/2024 21:22 | WG2243713 |
| Vinyl chloride | ND | | 0.0500 | 50 | 03/10/2024 21:22 | WG2243713 |
| Xylenes, Total | ND | | 0.150 | 50 | 03/12/2024 11:39 | WG2244293 |
| Di-isopropyl ether | ND | | 0.0500 | 50 | 03/10/2024 21:22 | WG2243713 |
| Ethanol | ND | | 5.00 | 50 | 03/10/2024 21:22 | WG2243713 |
| Ethyl tert-butyl ether | ND | | 0.0500 | 50 | 03/10/2024 21:22 | WG2243713 |
| Methyl tert-butyl ether | 4.90 | | 0.0500 | 50 | 03/10/2024 21:22 | WG2243713 |
| tert-Butyl alcohol | ND | | 0.250 | 50 | 03/10/2024 21:22 | WG2243713 |
| tert-Amyl Methyl Ether | 0.562 | | 0.0500 | 50 | 03/10/2024 21:22 | WG2243713 |
| *(S) Toluene-d8* | *101* | | *80.0-120* | | *03/10/2024 21:22* | WG2243713 |
| *(S) Toluene-d8* | *108* | | *80.0-120* | | *03/12/2024 11:39* | WG2244293 |
| *(S) 4-Bromofluorobenzene* | *101* | | *77.0-126* | | *03/10/2024 21:22* | WG2243713 |
| *(S) 4-Bromofluorobenzene* | *101* | | *77.0-126* | | *03/12/2024 11:39* | WG2244293 |
| *(S) 1,2-Dichloroethane-d4* | *92.1* | | *70.0-130* | | *03/10/2024 21:22* | WG2243713 |
| *(S) 1,2-Dichloroethane-d4* | *94.3* | | *70.0-130* | | *03/12/2024 11:39* | WG2244293 |

## Gravimetric Analysis by Method 2540 C-2011

| Analyte | Result | Qualifier | RDL | Dilution | Analysis | Batch |
|---|---|---|---|---|---|---|
| | mg/l | | mg/l | | date / time | |
| Dissolved Solids | 831 | | 13.3 | 1 | 03/13/2024 11:25 | WG2244677 |

## Wet Chemistry by Method 9056A

| Analyte | Result | Qualifier | RDL | Dilution | Analysis | Batch |
|---|---|---|---|---|---|---|
| | mg/l | | mg/l | | date / time | |
| Nitrate | ND | | 0.100 | 1 | 03/08/2024 01:24 | WG2242113 |
| Nitrite | ND | | 0.100 | 1 | 03/08/2024 01:24 | WG2242113 |
| Sulfate | 328 | | 50.0 | 10 | 03/08/2024 08:02 | WG2242113 |

## Metals (ICP) by Method 6010D

| Analyte | Result | Qualifier | RDL | Dilution | Analysis | Batch |
|---|---|---|---|---|---|---|
| | mg/l | | mg/l | | date / time | |
| Iron | ND | | 0.100 | 1 | 03/13/2024 18:19 | WG2242471 |

## Volatile Organic Compounds (GC) by Method RSK175

| Analyte | Result | Qualifier | RDL | Dilution | Analysis | Batch |
|---|---|---|---|---|---|---|
| | mg/l | | mg/l | | date / time | |
| Methane | ND | | 0.0100 | 1 | 03/10/2024 12:07 | WG2242478 |
| Ethane | ND | | 0.0130 | 1 | 03/10/2024 12:07 | WG2242478 |
| Ethene | ND | | 0.0130 | 1 | 03/10/2024 12:07 | WG2242478 |

## Volatile Organic Compounds (GC/MS) by Method 8260B

| Analyte | Result | Qualifier | RDL | Dilution | Analysis | Batch |
|---|---|---|---|---|---|---|
| | mg/l | | mg/l | | date / time | |
| Acetone | ND | | 10.0 | 200 | 03/10/2024 21:42 | WG2243713 |
| Acrylonitrile | ND | | 2.00 | 200 | 03/10/2024 21:42 | WG2243713 |
| Benzene | ND | | 0.200 | 200 | 03/10/2024 21:42 | WG2243713 |
| Bromobenzene | ND | | 0.200 | 200 | 03/10/2024 21:42 | WG2243713 |
| Bromochloromethane | ND | | 0.200 | 200 | 03/10/2024 21:42 | WG2243713 |
| Bromodichloromethane | ND | | 0.200 | 200 | 03/10/2024 21:42 | WG2243713 |
| Bromoform | ND | | 0.200 | 200 | 03/10/2024 21:42 | WG2243713 |
| Bromomethane | ND | | 1.00 | 200 | 03/10/2024 21:42 | WG2243713 |
| n-Butylbenzene | ND | | 0.200 | 200 | 03/10/2024 21:42 | WG2243713 |
| sec-Butylbenzene | ND | | 0.200 | 200 | 03/10/2024 21:42 | WG2243713 |
| tert-Butylbenzene | ND | | 0.200 | 200 | 03/10/2024 21:42 | WG2243713 |
| Carbon tetrachloride | ND | | 0.200 | 200 | 03/10/2024 21:42 | WG2243713 |
| Carbon disulfide | ND | | 0.200 | 200 | 03/10/2024 21:42 | WG2243713 |
| Chlorobenzene | ND | | 0.200 | 200 | 03/10/2024 21:42 | WG2243713 |
| Chlorodibromomethane | ND | | 0.200 | 200 | 03/10/2024 21:42 | WG2243713 |
| Chloroethane | ND | R7 | 1.00 | 200 | 03/10/2024 21:42 | WG2243713 |
| Chloroform | ND | | 1.00 | 200 | 03/10/2024 21:42 | WG2243713 |
| Chloromethane | ND | | 0.500 | 200 | 03/10/2024 21:42 | WG2243713 |
| 1,2-Dibromo-3-Chloropropane | ND | | 1.00 | 200 | 03/10/2024 21:42 | WG2243713 |
| 1,2-Dibromoethane | ND | | 0.200 | 200 | 03/10/2024 21:42 | WG2243713 |
| Dibromomethane | ND | | 0.200 | 200 | 03/10/2024 21:42 | WG2243713 |
| 1,2-Dichlorobenzene | ND | | 0.200 | 200 | 03/10/2024 21:42 | WG2243713 |
| 1,3-Dichlorobenzene | ND | | 0.200 | 200 | 03/10/2024 21:42 | WG2243713 |
| 1,4-Dichlorobenzene | ND | | 0.200 | 200 | 03/10/2024 21:42 | WG2243713 |
| trans-1,4-Dichloro-2-butene | ND | | 0.500 | 200 | 03/10/2024 21:42 | WG2243713 |
| Dichlorodifluoromethane | ND | | 1.00 | 200 | 03/10/2024 21:42 | WG2243713 |
| 1,1-Dichloroethane | ND | | 0.200 | 200 | 03/10/2024 21:42 | WG2243713 |
| 1,2-Dichloroethane | ND | | 0.200 | 200 | 03/10/2024 21:42 | WG2243713 |
| 1,1-Dichloroethene | ND | | 0.200 | 200 | 03/10/2024 21:42 | WG2243713 |
| cis-1,2-Dichloroethene | ND | | 0.200 | 200 | 03/10/2024 21:42 | WG2243713 |

## Volatile Organic Compounds (GC/MS) by Method 8260B

| Analyte | Result mg/l | Qualifier | RDL mg/l | Dilution | Analysis date / time | Batch |
|---|---|---|---|---|---|---|
| trans-1,2-Dichloroethene | ND | | 0.200 | 200 | 03/10/2024 21:42 | WG2243713 |
| 1,2-Dichloropropane | ND | | 0.200 | 200 | 03/10/2024 21:42 | WG2243713 |
| cis-1,3-Dichloropropene | ND | | 0.200 | 200 | 03/10/2024 21:42 | WG2243713 |
| trans-1,3-Dichloropropene | ND | | 0.200 | 200 | 03/10/2024 21:42 | WG2243713 |
| Ethylbenzene | ND | | 0.200 | 200 | 03/10/2024 21:42 | WG2243713 |
| Hexachloro-1,3-butadiene | ND | | 0.200 | 200 | 03/10/2024 21:42 | WG2243713 |
| 2-Hexanone | ND | | 2.00 | 200 | 03/10/2024 21:42 | WG2243713 |
| 2-Butanone (MEK) | ND | | 2.00 | 200 | 03/10/2024 21:42 | WG2243713 |
| Iodomethane | ND | | 2.00 | 200 | 03/10/2024 21:42 | WG2243713 |
| Methylene Chloride | ND | | 1.00 | 200 | 03/10/2024 21:42 | WG2243713 |
| 4-Methyl-2-pentanone (MIBK) | ND | | 2.00 | 200 | 03/10/2024 21:42 | WG2243713 |
| Naphthalene | ND | L2 | 1.00 | 200 | 03/10/2024 21:42 | WG2243713 |
| n-Propylbenzene | ND | | 0.200 | 200 | 03/10/2024 21:42 | WG2243713 |
| Styrene | ND | | 0.200 | 200 | 03/10/2024 21:42 | WG2243713 |
| 1,1,1,2-Tetrachloroethane | ND | | 0.200 | 200 | 03/10/2024 21:42 | WG2243713 |
| 1,1,2,2-Tetrachloroethane | ND | | 0.200 | 200 | 03/10/2024 21:42 | WG2243713 |
| 1,1,2-Trichlorotrifluoroethane | ND | | 0.200 | 200 | 03/10/2024 21:42 | WG2243713 |
| Tetrachloroethene | ND | | 0.200 | 200 | 03/10/2024 21:42 | WG2243713 |
| Toluene | ND | | 0.200 | 200 | 03/10/2024 21:42 | WG2243713 |
| 1,2,4-Trichlorobenzene | ND | | 0.200 | 200 | 03/10/2024 21:42 | WG2243713 |
| 1,1,1-Trichloroethane | ND | | 0.200 | 200 | 03/10/2024 21:42 | WG2243713 |
| 1,1,2-Trichloroethane | ND | | 0.200 | 200 | 03/10/2024 21:42 | WG2243713 |
| Trichloroethene | ND | | 0.200 | 200 | 03/10/2024 21:42 | WG2243713 |
| Trichlorofluoromethane | ND | | 1.00 | 200 | 03/10/2024 21:42 | WG2243713 |
| 1,2,3-Trichloropropane | ND | | 0.500 | 200 | 03/10/2024 21:42 | WG2243713 |
| 1,2,4-Trimethylbenzene | ND | | 0.200 | 200 | 03/10/2024 21:42 | WG2243713 |
| 1,3,5-Trimethylbenzene | ND | | 0.200 | 200 | 03/10/2024 21:42 | WG2243713 |
| Vinyl acetate | ND | L1 | 2.00 | 200 | 03/10/2024 21:42 | WG2243713 |
| Vinyl chloride | ND | | 0.200 | 200 | 03/10/2024 21:42 | WG2243713 |
| Xylenes, Total | ND | | 0.600 | 200 | 03/10/2024 21:42 | WG2243713 |
| Di-isopropyl ether | ND | | 0.200 | 200 | 03/10/2024 21:42 | WG2243713 |
| Ethanol | ND | | 20.0 | 200 | 03/10/2024 21:42 | WG2243713 |
| Ethyl tert-butyl ether | ND | | 0.200 | 200 | 03/10/2024 21:42 | WG2243713 |
| Methyl tert-butyl ether | 19.1 | | 0.200 | 200 | 03/10/2024 21:42 | WG2243713 |
| tert-Butyl alcohol | ND | | 1.00 | 200 | 03/10/2024 21:42 | WG2243713 |
| tert-Amyl Methyl Ether | 2.50 | | 0.200 | 200 | 03/10/2024 21:42 | WG2243713 |
| *(S) Toluene-d8* | *103* | | *80.0-120* | | *03/10/2024 21:42* | WG2243713 |
| *(S) 4-Bromofluorobenzene* | *99.8* | | *77.0-126* | | *03/10/2024 21:42* | WG2243713 |
| *(S) 1,2-Dichloroethane-d4* | *93.2* | | *70.0-130* | | *03/10/2024 21:42* | WG2243713 |

## Volatile Organic Compounds (GC/MS) by Method 8260B

| Analyte | Result mg/l | Qualifier | RDL mg/l | Dilution | Analysis date / time | Batch |
|---|---|---|---|---|---|---|
| Acetone | ND | | 0.0500 | 1 | 03/10/2024 17:36 | WG2243713 |
| Acrylonitrile | ND | | 0.0100 | 1 | 03/10/2024 17:36 | WG2243713 |
| Benzene | ND | | 0.00100 | 1 | 03/10/2024 17:36 | WG2243713 |
| Bromobenzene | ND | | 0.00100 | 1 | 03/10/2024 17:36 | WG2243713 |
| Bromochloromethane | ND | | 0.00100 | 1 | 03/10/2024 17:36 | WG2243713 |
| Bromodichloromethane | ND | | 0.00100 | 1 | 03/10/2024 17:36 | WG2243713 |
| Bromoform | ND | | 0.00100 | 1 | 03/10/2024 17:36 | WG2243713 |
| Bromomethane | ND | | 0.00500 | 1 | 03/10/2024 17:36 | WG2243713 |
| n-Butylbenzene | ND | | 0.00100 | 1 | 03/10/2024 17:36 | WG2243713 |
| sec-Butylbenzene | ND | | 0.00100 | 1 | 03/10/2024 17:36 | WG2243713 |
| tert-Butylbenzene | ND | | 0.00100 | 1 | 03/10/2024 17:36 | WG2243713 |
| Carbon tetrachloride | ND | | 0.00100 | 1 | 03/10/2024 17:36 | WG2243713 |
| Carbon disulfide | ND | | 0.00100 | 1 | 03/10/2024 17:36 | WG2243713 |
| Chlorobenzene | ND | | 0.00100 | 1 | 03/10/2024 17:36 | WG2243713 |
| Chlorodibromomethane | ND | | 0.00100 | 1 | 03/10/2024 17:36 | WG2243713 |
| Chloroethane | ND | R7 | 0.00500 | 1 | 03/10/2024 17:36 | WG2243713 |
| Chloroform | ND | | 0.00500 | 1 | 03/10/2024 17:36 | WG2243713 |
| Chloromethane | ND | | 0.00250 | 1 | 03/10/2024 17:36 | WG2243713 |
| 1,2-Dibromo-3-Chloropropane | ND | | 0.00500 | 1 | 03/10/2024 17:36 | WG2243713 |
| 1,2-Dibromoethane | ND | | 0.00100 | 1 | 03/10/2024 17:36 | WG2243713 |
| Dibromomethane | ND | | 0.00100 | 1 | 03/10/2024 17:36 | WG2243713 |
| 1,2-Dichlorobenzene | ND | | 0.00100 | 1 | 03/10/2024 17:36 | WG2243713 |
| 1,3-Dichlorobenzene | ND | | 0.00100 | 1 | 03/10/2024 17:36 | WG2243713 |
| 1,4-Dichlorobenzene | ND | | 0.00100 | 1 | 03/10/2024 17:36 | WG2243713 |
| trans-1,4-Dichloro-2-butene | ND | | 0.00250 | 1 | 03/10/2024 17:36 | WG2243713 |
| Dichlorodifluoromethane | ND | | 0.00500 | 1 | 03/10/2024 17:36 | WG2243713 |
| 1,1-Dichloroethane | ND | | 0.00100 | 1 | 03/10/2024 17:36 | WG2243713 |
| 1,2-Dichloroethane | ND | | 0.00100 | 1 | 03/10/2024 17:36 | WG2243713 |
| 1,1-Dichloroethene | ND | | 0.00100 | 1 | 03/10/2024 17:36 | WG2243713 |
| cis-1,2-Dichloroethene | ND | | 0.00100 | 1 | 03/10/2024 17:36 | WG2243713 |
| trans-1,2-Dichloroethene | ND | | 0.00100 | 1 | 03/10/2024 17:36 | WG2243713 |
| 1,2-Dichloropropane | ND | | 0.00100 | 1 | 03/10/2024 17:36 | WG2243713 |
| cis-1,3-Dichloropropene | ND | | 0.00100 | 1 | 03/10/2024 17:36 | WG2243713 |
| trans-1,3-Dichloropropene | ND | | 0.00100 | 1 | 03/10/2024 17:36 | WG2243713 |
| Ethylbenzene | ND | | 0.00100 | 1 | 03/10/2024 17:36 | WG2243713 |
| Hexachloro-1,3-butadiene | ND | | 0.00100 | 1 | 03/10/2024 17:36 | WG2243713 |
| 2-Hexanone | ND | | 0.0100 | 1 | 03/10/2024 17:36 | WG2243713 |
| 2-Butanone (MEK) | ND | | 0.0100 | 1 | 03/10/2024 17:36 | WG2243713 |
| Iodomethane | ND | | 0.0100 | 1 | 03/10/2024 17:36 | WG2243713 |
| Methylene Chloride | ND | | 0.00500 | 1 | 03/10/2024 17:36 | WG2243713 |
| 4-Methyl-2-pentanone (MIBK) | ND | | 0.0100 | 1 | 03/10/2024 17:36 | WG2243713 |
| Naphthalene | ND | L2 | 0.00500 | 1 | 03/10/2024 17:36 | WG2243713 |
| n-Propylbenzene | ND | | 0.00100 | 1 | 03/10/2024 17:36 | WG2243713 |
| Styrene | ND | | 0.00100 | 1 | 03/10/2024 17:36 | WG2243713 |
| 1,1,1,2-Tetrachloroethane | ND | | 0.00100 | 1 | 03/10/2024 17:36 | WG2243713 |
| 1,1,2,2-Tetrachloroethane | ND | | 0.00100 | 1 | 03/10/2024 17:36 | WG2243713 |
| 1,1,2-Trichlorotrifluoroethane | ND | | 0.00100 | 1 | 03/10/2024 17:36 | WG2243713 |
| Tetrachloroethene | ND | | 0.00100 | 1 | 03/10/2024 17:36 | WG2243713 |
| Toluene | ND | | 0.00100 | 1 | 03/10/2024 17:36 | WG2243713 |
| 1,2,4-Trichlorobenzene | ND | | 0.00100 | 1 | 03/10/2024 17:36 | WG2243713 |
| 1,1,1-Trichloroethane | ND | | 0.00100 | 1 | 03/10/2024 17:36 | WG2243713 |
| 1,1,2-Trichloroethane | ND | | 0.00100 | 1 | 03/10/2024 17:36 | WG2243713 |
| Trichloroethene | ND | | 0.00100 | 1 | 03/10/2024 17:36 | WG2243713 |
| Trichlorofluoromethane | ND | | 0.00500 | 1 | 03/10/2024 17:36 | WG2243713 |
| 1,2,3-Trichloropropane | ND | | 0.00250 | 1 | 03/10/2024 17:36 | WG2243713 |
| 1,2,4-Trimethylbenzene | ND | | 0.00100 | 1 | 03/10/2024 17:36 | WG2243713 |

## Volatile Organic Compounds (GC/MS) by Method 8260B

| Analyte | Result mg/l | Qualifier | RDL mg/l | Dilution | Analysis date / time | Batch |
|---|---|---|---|---|---|---|
| 1,3,5-Trimethylbenzene | ND | | 0.00100 | 1 | 03/10/2024 17:36 | WG2243713 |
| Vinyl acetate | ND | L1 | 0.0100 | 1 | 03/10/2024 17:36 | WG2243713 |
| Vinyl chloride | ND | | 0.00100 | 1 | 03/10/2024 17:36 | WG2243713 |
| Xylenes, Total | ND | | 0.00300 | 1 | 03/10/2024 17:36 | WG2243713 |
| Di-isopropyl ether | ND | | 0.00100 | 1 | 03/10/2024 17:36 | WG2243713 |
| Ethanol | ND | | 0.100 | 1 | 03/10/2024 17:36 | WG2243713 |
| Ethyl tert-butyl ether | ND | | 0.00100 | 1 | 03/10/2024 17:36 | WG2243713 |
| Methyl tert-butyl ether | ND | | 0.00100 | 1 | 03/10/2024 17:36 | WG2243713 |
| tert-Butyl alcohol | ND | | 0.00500 | 1 | 03/10/2024 17:36 | WG2243713 |
| tert-Amyl Methyl Ether | ND | | 0.00100 | 1 | 03/10/2024 17:36 | WG2243713 |
| *(S) Toluene-d8* | *103* | | *80.0-120* | | *03/10/2024 17:36* | WG2243713 |
| *(S) 4-Bromofluorobenzene* | *99.6* | | *77.0-126* | | *03/10/2024 17:36* | WG2243713 |
| *(S) 1,2-Dichloroethane-d4* | *96.6* | | *70.0-130* | | *03/10/2024 17:36* | WG2243713 |

## Method Blank (MB)

(MB) R4045169-1 03/12/24 15:32

| Analyte | MB Result mg/l | MB Qualifier | MB MDL mg/l | MB RDL mg/l |
|---|---|---|---|---|
| Dissolved Solids | U | | 10.0 | 10.0 |

## L1712725-03 Original Sample (OS) • Duplicate (DUP)

(OS) L1712725-03 03/12/24 15:32 • (DUP) R4045169-3 03/12/24 15:32

| Analyte | Original Result mg/l | DUP Result mg/l | Dilution | DUP RPD % | DUP Qualifier | DUP RPD Limits % |
|---|---|---|---|---|---|---|
| Dissolved Solids | 703 | 721 | 1 | 2.62 | | 10 |

## L1713037-01 Original Sample (OS) • Duplicate (DUP)

(OS) L1713037-01 03/12/24 15:32 • (DUP) R4045169-4 03/12/24 15:32

| Analyte | Original Result mg/l | DUP Result mg/l | Dilution | DUP RPD % | DUP Qualifier | DUP RPD Limits % |
|---|---|---|---|---|---|---|
| Dissolved Solids | 3190 | 3130 | 1 | 2.06 | | 10 |

## Laboratory Control Sample (LCS)

(LCS) R4045169-2 03/12/24 15:32

| Analyte | Spike Amount mg/l | LCS Result mg/l | LCS Rec. % | Rec. Limits % | LCS Qualifier |
|---|---|---|---|---|---|
| Dissolved Solids | 8800 | 8620 | 98.0 | 85.0-115 | |

## Method Blank (MB)

(MB) R4045860-1 03/13/24 11:25

| Analyte | MB Result mg/l | MB Qualifier | MB MDL mg/l | MB RDL mg/l |
|---|---|---|---|---|
| Dissolved Solids | U | E4 | 10.0 | 10.0 |

## L1713584-03 Original Sample (OS) • Duplicate (DUP)

(OS) L1713584-03 03/13/24 11:25 • (DUP) R4045860-3 03/13/24 11:25

| Analyte | Original Result mg/l | DUP Result mg/l | Dilution | DUP RPD % | DUP Qualifier | DUP RPD Limits % |
|---|---|---|---|---|---|---|
| Dissolved Solids | 697 | 703 | 1 | 0.763 | | 10 |

## L1713746-02 Original Sample (OS) • Duplicate (DUP)

(OS) L1713746-02 03/13/24 11:25 • (DUP) R4045860-4 03/13/24 11:25

| Analyte | Original Result mg/l | DUP Result mg/l | Dilution | DUP RPD % | DUP Qualifier | DUP RPD Limits % |
|---|---|---|---|---|---|---|
| Dissolved Solids | 465 | 466 | 1 | 0.215 | | 10 |

## Laboratory Control Sample (LCS)

(LCS) R4045860-2 03/13/24 11:25

| Analyte | Spike Amount mg/l | LCS Result mg/l | LCS Rec. % | Rec. Limits % | LCS Qualifier |
|---|---|---|---|---|---|
| Dissolved Solids | 8800 | 8520 | 96.8 | 85.0-115 | |

## Method Blank (MB)

(MB) R4045913-5 03/07/24 19:12

| Analyte | MB Result mg/l | MB Qualifier | MB MDL mg/l | MB RDL mg/l |
|---|---|---|---|---|
| Nitrate | 0.0599 | E4 | 0.0480 | 0.100 |
| Nitrite | 0.0432 | E4 | 0.0420 | 0.100 |
| Sulfate | U | | 0.594 | 5.00 |

## L1712594-01 Original Sample (OS) • Duplicate (DUP)

(OS) L1712594-01 03/07/24 21:02 • (DUP) R4045913-7 03/07/24 21:16

| Analyte | Original Result mg/l | DUP Result mg/l | Dilution | DUP RPD % | DUP Qualifier | DUP RPD Limits % |
|---|---|---|---|---|---|---|
| Nitrate | ND | ND | 1 | 0.000 | | 15 |
| Nitrite | ND | ND | 1 | 0.000 | | 15 |
| Sulfate | ND | ND | 1 | 0.000 | | 15 |

## L1712725-01 Original Sample (OS) • Duplicate (DUP)

(OS) L1712725-01 03/08/24 02:45 • (DUP) R4045913-9 03/08/24 03:27

| Analyte | Original Result mg/l | DUP Result mg/l | Dilution | DUP RPD % | DUP Qualifier | DUP RPD Limits % |
|---|---|---|---|---|---|---|
| Nitrate | 2.42 | 2.55 | 1 | 5.14 | | 15 |
| Nitrite | ND | ND | 1 | 0.000 | | 15 |
| Sulfate | 58.0 | 58.6 | 1 | 1.06 | | 15 |

## Laboratory Control Sample (LCS)

(LCS) R4045913-6 03/07/24 19:26

| Analyte | Spike Amount mg/l | LCS Result mg/l | LCS Rec. % | Rec. Limits % | LCS Qualifier |
|---|---|---|---|---|---|
| Nitrate | 8.00 | 6.91 | 86.3 | 80.0-120 | |
| Nitrite | 8.00 | 7.51 | 93.9 | 80.0-120 | |
| Sulfate | 40.0 | 38.1 | 95.4 | 80.0-120 | |

## L1712594-01 Original Sample (OS) • Matrix Spike (MS)

(OS) L1712594-01 03/07/24 21:02 • (MS) R4045913-8 03/07/24 21:57

| Analyte | Spike Amount mg/l | Original Result mg/l | MS Result mg/l | MS Rec. % | Dilution | Rec. Limits % | MS Qualifier |
|---|---|---|---|---|---|---|---|
| Nitrate | 8.00 | ND | 8.17 | 102 | 1 | 80.0-120 | |
| Nitrite | 8.00 | ND | 8.11 | 101 | 1 | 80.0-120 | |
| Sulfate | 40.0 | ND | 40.6 | 102 | 1 | 80.0-120 | |

## L1712725-01 Original Sample (OS) • Matrix Spike (MS) • Matrix Spike Duplicate (MSD)

(OS) L1712725-01 03/08/24 02:45 • (MS) R4045913-10 03/08/24 03:40 • (MSD) R4045913-11 03/08/24 03:54

| Analyte | Spike Amount mg/l | Original Result mg/l | MS Result mg/l | MSD Result mg/l | MS Rec. % | MSD Rec. % | Dilution | Rec. Limits % | MS Qualifier | MSD Qualifier | RPD % | RPD Limits % |
|---|---|---|---|---|---|---|---|---|---|---|---|---|
| Nitrate | 8.00 | 2.42 | 9.93 | 10.1 | 93.8 | 96.3 | 1 | 80.0-120 | | | 1.98 | 15 |
| Nitrite | 8.00 | ND | 7.84 | 7.88 | 97.4 | 97.9 | 1 | 80.0-120 | | | 0.496 | 15 |
| Sulfate | 40.0 | 58.0 | 87.6 | 87.2 | 73.9 | 72.9 | 1 | 80.0-120 | M2 | M2 | 0.461 | 15 |

## Method Blank (MB)

(MB) R4046155-1 03/07/24 08:40

| Analyte | MB Result mg/l | MB Qualifier | MB MDL mg/l | MB RDL mg/l |
|---|---|---|---|---|
| Nitrate | U | | 0.0480 | 0.100 |
| Nitrite | U | | 0.0420 | 0.100 |
| Sulfate | U | | 0.594 | 5.00 |

## L1712655-06 Original Sample (OS) • Duplicate (DUP)

(OS) L1712655-06 03/08/24 00:04 • (DUP) R4046155-3 03/08/24 06:26

| Analyte | Original Result mg/l | DUP Result mg/l | Dilution | DUP RPD % | DUP Qualifier | DUP RPD Limits % |
|---|---|---|---|---|---|---|
| Nitrate | ND | ND | 1 | 0.000 | | 15 |
| Nitrite | ND | ND | 1 | 0.000 | | 15 |
| Sulfate | 10.5 | 10.3 | 1 | 2.13 | | 15 |

## L1712743-05 Original Sample (OS) • Duplicate (DUP)

(OS) L1712743-05 03/08/24 03:15 • (DUP) R4046155-6 03/08/24 08:17

| Analyte | Original Result mg/l | DUP Result mg/l | Dilution | DUP RPD % | DUP Qualifier | DUP RPD Limits % |
|---|---|---|---|---|---|---|
| Nitrate | ND | ND | 1 | 0.000 | | 15 |
| Nitrite | ND | ND | 1 | 0.000 | | 15 |
| Sulfate | 72.8 | 72.0 | 1 | 1.16 | | 15 |

## Laboratory Control Sample (LCS)

(LCS) R4046155-2 03/07/24 08:56

| Analyte | Spike Amount mg/l | LCS Result mg/l | LCS Rec. % | Rec. Limits % | LCS Qualifier |
|---|---|---|---|---|---|
| Nitrate | 8.00 | 7.92 | 99.0 | 80.0-120 | |
| Nitrite | 8.00 | 7.62 | 95.3 | 80.0-120 | |
| Sulfate | 40.0 | 41.0 | 102 | 80.0-120 | |

## L1712655-06 Original Sample (OS) • Matrix Spike (MS) • Matrix Spike Duplicate (MSD)

(OS) L1712655-06 03/08/24 00:04 • (MS) R4046155-4 03/08/24 06:42 • (MSD) R4046155-5 03/08/24 06:58

| Analyte | Spike Amount mg/l | Original Result mg/l | MS Result mg/l | MSD Result mg/l | MS Rec. % | MSD Rec. % | Dilution | Rec. Limits % | MS Qualifier | MSD Qualifier | RPD % | RPD Limits % |
|---|---|---|---|---|---|---|---|---|---|---|---|---|
| Nitrate | 8.00 | ND | 8.53 | 8.62 | 107 | 108 | 1 | 80.0-120 | | | 1.10 | 15 |
| Nitrite | 8.00 | ND | 7.98 | 7.99 | 99.8 | 99.9 | 1 | 80.0-120 | | | 0.105 | 15 |
| Sulfate | 40.0 | 10.5 | 49.4 | 49.3 | 97.2 | 97.0 | 1 | 80.0-120 | | | 0.100 | 15 |

## L1712743-05 Original Sample (OS) • Matrix Spike (MS)

(OS) L1712743-05 03/08/24 03:15 • (MS) R4046155-7 03/08/24 08:33

| Analyte | Spike Amount mg/l | Original Result mg/l | MS Result mg/l | MS Rec. % | Dilution | Rec. Limits % | MS Qualifier |
|---|---|---|---|---|---|---|---|
| Nitrate | 8.00 | ND | 8.81 | 110 | 1 | 80.0-120 | |
| Nitrite | 8.00 | ND | 7.73 | 96.6 | 1 | 80.0-120 | |
| Sulfate | 40.0 | 72.8 | 99.9 | 67.6 | 1 | 80.0-120 | M2 |

## Method Blank (MB)

(MB) R4045361-1 03/13/24 17:50

| Analyte | MB Result mg/l | MB Qualifier | MB MDL mg/l | MB RDL mg/l |
|---|---|---|---|---|
| Iron | U | | 0.0180 | 0.100 |

## Laboratory Control Sample (LCS)

(LCS) R4045361-2 03/13/24 17:51

| Analyte | Spike Amount mg/l | LCS Result mg/l | LCS Rec. % | Rec. Limits % | LCS Qualifier |
|---|---|---|---|---|---|
| Iron | 10.0 | 10.1 | 101 | 80.0-120 | |

## L1712725-01 Original Sample (OS) • Matrix Spike (MS) • Matrix Spike Duplicate (MSD)

(OS) L1712725-01 03/13/24 17:53 • (MS) R4045361-4 03/13/24 17:56 • (MSD) R4045361-5 03/13/24 17:58

| Analyte | Spike Amount mg/l | Original Result mg/l | MS Result mg/l | MSD Result mg/l | MS Rec. % | MSD Rec. % | Dilution | Rec. Limits % | MS Qualifier | MSD Qualifier | RPD % | RPD Limits % |
|---|---|---|---|---|---|---|---|---|---|---|---|---|
| Iron | 10.0 | ND | 10.5 | 10.5 | 105 | 105 | 1 | 75.0-125 | | | 0.236 | 20 |

## Method Blank (MB)

(MB) R4043691-2 03/10/24 11:31

| Analyte | MB Result | MB Qualifier | MB MDL | MB RDL |
|---|---|---|---|---|
| | mg/l | | mg/l | mg/l |
| Methane | U | | 0.00291 | 0.0100 |
| Ethane | U | | 0.00407 | 0.0130 |
| Ethene | U | | 0.00426 | 0.0130 |

## L1712725-02 Original Sample (OS) • Duplicate (DUP)

(OS) L1712725-02 03/10/24 11:36 • (DUP) R4043691-3 03/10/24 12:36

| Analyte | Original Result | DUP Result | Dilution | DUP RPD | DUP Qualifier | DUP RPD Limits |
|---|---|---|---|---|---|---|
| | mg/l | mg/l | | % | | % |
| Methane | ND | ND | 1 | 0.000 | | 20 |
| Ethane | ND | ND | 1 | 0.000 | | 20 |
| Ethene | ND | ND | 1 | 0.000 | | 20 |

## L1712841-01 Original Sample (OS) • Duplicate (DUP)

(OS) L1712841-01 03/10/24 12:44 • (DUP) R4043691-4 03/10/24 13:59

| Analyte | Original Result | DUP Result | Dilution | DUP RPD | DUP Qualifier | DUP RPD Limits |
|---|---|---|---|---|---|---|
| | mg/l | mg/l | | % | | % |
| Methane | ND | ND | 1 | 0.000 | | 20 |
| Ethane | ND | ND | 1 | 0.000 | | 20 |
| Ethene | ND | ND | 1 | 0.000 | | 20 |

## Laboratory Control Sample (LCS) • Laboratory Control Sample Duplicate (LCSD)

(LCS) R4043691-1 03/10/24 11:28 • (LCSD) R4043691-11 03/10/24 14:38

| Analyte | Spike Amount | LCS Result | LCSD Result | LCS Rec. | LCSD Rec. | Rec. Limits | LCS Qualifier | LCSD Qualifier | RPD | RPD Limits |
|---|---|---|---|---|---|---|---|---|---|---|
| | mg/l | mg/l | mg/l | % | % | % | | | % | % |
| Methane | 0.0678 | 0.0690 | 0.0672 | 102 | 99.1 | 85.0-115 | | | 2.64 | 20 |
| Ethane | 0.129 | 0.124 | 0.122 | 96.1 | 94.6 | 85.0-115 | | | 1.63 | 20 |
| Ethene | 0.127 | 0.124 | 0.125 | 97.6 | 98.4 | 85.0-115 | | | 0.803 | 20 |

## L1712725-01 Original Sample (OS) • Matrix Spike (MS) • Matrix Spike Duplicate (MSD)

(OS) L1712725-01 03/10/24 11:34 • (MS) R4043691-5 03/10/24 14:20 • (MSD) R4043691-6 03/10/24 14:23

| Analyte | Spike Amount mg/l | Original Result mg/l | MS Result mg/l | MSD Result mg/l | MS Rec. % | MSD Rec. % | Dilution | Rec. Limits % | MS Qualifier | MSD Qualifier | RPD % | RPD Limits % |
|---|---|---|---|---|---|---|---|---|---|---|---|---|
| Methane | 0.0678 | ND | 0.0636 | 0.0673 | 93.8 | 99.3 | 1 | 50.0-150 | | | 5.65 | 20 |
| Ethane | 0.129 | ND | 0.123 | 0.124 | 95.3 | 96.1 | 1 | 50.0-150 | | | 0.810 | 20 |
| Ethene | 0.127 | ND | 0.124 | 0.124 | 97.6 | 97.6 | 1 | 50.0-150 | | | 0.000 | 20 |

## L1712728-01 Original Sample (OS) • Matrix Spike (MS) • Matrix Spike Duplicate (MSD)

(OS) L1712728-01 03/10/24 12:10 • (MS) R4043691-7 03/10/24 14:26 • (MSD) R4043691-8 03/10/24 14:29

| Analyte | Spike Amount mg/l | Original Result mg/l | MS Result mg/l | MSD Result mg/l | MS Rec. % | MSD Rec. % | Dilution | Rec. Limits % | MS Qualifier | MSD Qualifier | RPD % | RPD Limits % |
|---|---|---|---|---|---|---|---|---|---|---|---|---|
| Methane | 0.0678 | ND | 0.0642 | 0.0629 | 94.7 | 92.8 | 1 | 50.0-150 | | | 2.05 | 20 |
| Ethane | 0.129 | ND | 0.123 | 0.121 | 95.3 | 93.8 | 1 | 50.0-150 | | | 1.64 | 20 |
| Ethene | 0.127 | ND | 0.124 | 0.121 | 97.6 | 95.3 | 1 | 50.0-150 | | | 2.45 | 20 |

## L1712933-01 Original Sample (OS) • Matrix Spike (MS) • Matrix Spike Duplicate (MSD)

(OS) L1712933-01 03/10/24 12:57 • (MS) R4043691-9 03/10/24 14:32 • (MSD) R4043691-10 03/10/24 14:35

| Analyte | Spike Amount mg/l | Original Result mg/l | MS Result mg/l | MSD Result mg/l | MS Rec. % | MSD Rec. % | Dilution | Rec. Limits % | MS Qualifier | MSD Qualifier | RPD % | RPD Limits % |
|---|---|---|---|---|---|---|---|---|---|---|---|---|
| Methane | 0.0678 | ND | 0.0626 | 0.0656 | 92.3 | 96.8 | 1 | 50.0-150 | | | 4.68 | 20 |
| Ethane | 0.129 | ND | 0.121 | 0.122 | 93.8 | 94.6 | 1 | 50.0-150 | | | 0.823 | 20 |
| Ethene | 0.127 | ND | 0.122 | 0.122 | 96.1 | 96.1 | 1 | 50.0-150 | | | 0.000 | 20 |

## Method Blank (MB)

(MB) R4044016-3 03/10/24 13:51

| Analyte | MB Result mg/l | MB Qualifier | MB MDL mg/l | MB RDL mg/l |
|---|---|---|---|---|
| Acetone | U | | 0.0113 | 0.0500 |
| Acrylonitrile | U | | 0.000671 | 0.0100 |
| Benzene | U | | 0.0000941 | 0.00100 |
| Bromobenzene | U | | 0.000118 | 0.00100 |
| Bromochloromethane | U | | 0.000128 | 0.00100 |
| Bromodichloromethane | U | | 0.000136 | 0.00100 |
| Bromoform | U | | 0.000129 | 0.00100 |
| Bromomethane | U | | 0.000605 | 0.00500 |
| n-Butylbenzene | U | | 0.000157 | 0.00100 |
| sec-Butylbenzene | U | | 0.000125 | 0.00100 |
| tert-Butylbenzene | U | | 0.000127 | 0.00100 |
| Carbon tetrachloride | U | | 0.000128 | 0.00100 |
| Carbon disulfide | U | | 0.0000962 | 0.00100 |
| Chlorobenzene | U | | 0.000116 | 0.00100 |
| Chlorodibromomethane | U | | 0.000140 | 0.00100 |
| Chloroethane | U | | 0.000192 | 0.00500 |
| Chloroform | U | | 0.000111 | 0.00500 |
| Chloromethane | U | | 0.000960 | 0.00250 |
| 1,2-Dibromo-3-Chloropropane | U | | 0.000276 | 0.00500 |
| 1,2-Dibromoethane | U | | 0.000126 | 0.00100 |
| Dibromomethane | U | | 0.000122 | 0.00100 |
| 1,2-Dichlorobenzene | U | | 0.000107 | 0.00100 |
| 1,3-Dichlorobenzene | U | | 0.000110 | 0.00100 |
| 1,4-Dichlorobenzene | U | | 0.000120 | 0.00100 |
| trans-1,4-Dichloro-2-butene | U | | 0.000467 | 0.00250 |
| Dichlorodifluoromethane | U | | 0.000374 | 0.00500 |
| 1,1-Dichloroethane | U | | 0.000100 | 0.00100 |
| 1,2-Dichloroethane | U | | 0.0000819 | 0.00100 |
| 1,1-Dichloroethene | U | | 0.000188 | 0.00100 |
| cis-1,2-Dichloroethene | U | | 0.000126 | 0.00100 |
| trans-1,2-Dichloroethene | U | | 0.000149 | 0.00100 |
| 1,2-Dichloropropane | U | | 0.000149 | 0.00100 |
| cis-1,3-Dichloropropene | U | | 0.000111 | 0.00100 |
| trans-1,3-Dichloropropene | U | | 0.000118 | 0.00100 |
| Ethylbenzene | U | | 0.000137 | 0.00100 |
| Hexachloro-1,3-butadiene | U | | 0.000337 | 0.00100 |
| 2-Hexanone | U | | 0.000787 | 0.0100 |
| 2-Butanone (MEK) | U | | 0.00119 | 0.0100 |
| Iodomethane | U | | 0.00600 | 0.0100 |
| Methylene Chloride | U | | 0.000430 | 0.00500 |

## Method Blank (MB)

(MB) R4044016-3 03/10/24 13:51

| Analyte | MB Result mg/l | MB Qualifier | MB MDL mg/l | MB RDL mg/l |
|---|---|---|---|---|
| 4-Methyl-2-pentanone (MIBK) | U | | 0.000478 | 0.0100 |
| Naphthalene | U | | 0.00100 | 0.00500 |
| n-Propylbenzene | U | | 0.0000993 | 0.00100 |
| Styrene | U | | 0.000118 | 0.00100 |
| 1,1,1,2-Tetrachloroethane | U | | 0.000147 | 0.00100 |
| 1,1,2,2-Tetrachloroethane | U | | 0.000133 | 0.00100 |
| 1,1,2-Trichlorotrifluoroethane | U | | 0.000180 | 0.00100 |
| Tetrachloroethene | U | | 0.000300 | 0.00100 |
| Toluene | U | | 0.000278 | 0.00100 |
| 1,2,4-Trichlorobenzene | U | | 0.000481 | 0.00100 |
| 1,1,1-Trichloroethane | U | | 0.000149 | 0.00100 |
| 1,1,2-Trichloroethane | U | | 0.000158 | 0.00100 |
| Trichloroethene | U | | 0.000190 | 0.00100 |
| Trichlorofluoromethane | U | | 0.000160 | 0.00500 |
| 1,2,3-Trichloropropane | U | | 0.000237 | 0.00250 |
| 1,2,4-Trimethylbenzene | U | | 0.000322 | 0.00100 |
| 1,3,5-Trimethylbenzene | U | | 0.000104 | 0.00100 |
| Vinyl acetate | U | | 0.000692 | 0.0100 |
| Vinyl chloride | U | | 0.000234 | 0.00100 |
| Xylenes, Total | U | | 0.000174 | 0.00300 |
| Di-isopropyl ether | U | | 0.000105 | 0.00100 |
| Ethanol | U | | 0.0420 | 0.100 |
| Ethyl tert-butyl ether | U | | 0.000101 | 0.00100 |
| Methyl tert-butyl ether | U | | 0.000101 | 0.00100 |
| tert-Butyl alcohol | U | | 0.00406 | 0.00500 |
| tert-Amyl Methyl Ether | U | | 0.000195 | 0.00100 |
| *(S) Toluene-d8* | *103* | | | *80.0-120* |
| *(S) 4-Bromofluorobenzene* | *99.2* | | | *77.0-126* |
| *(S) 1,2-Dichloroethane-d4* | *98.3* | | | *70.0-130* |

## Laboratory Control Sample (LCS) • Laboratory Control Sample Duplicate (LCSD)

(LCS) R4044016-1 03/10/24 12:09 • (LCSD) R4044016-2 03/10/24 12:30

| Analyte | Spike Amount mg/l | LCS Result mg/l | LCSD Result mg/l | LCS Rec. % | LCSD Rec. % | Rec. Limits % | LCS Qualifier | LCSD Qualifier | RPD % | RPD Limits % |
|---|---|---|---|---|---|---|---|---|---|---|
| Acetone | 0.0250 | 0.0238 | 0.0232 | 95.2 | 92.8 | 19.0-160 | | | 2.55 | 27 |
| Acrylonitrile | 0.0250 | 0.0265 | 0.0268 | 106 | 107 | 55.0-149 | | | 1.13 | 20 |
| Benzene | 0.00500 | 0.00528 | 0.00529 | 106 | 106 | 70.0-123 | | | 0.189 | 20 |
| Bromobenzene | 0.00500 | 0.00439 | 0.00450 | 87.8 | 90.0 | 73.0-121 | | | 2.47 | 20 |

## Laboratory Control Sample (LCS) • Laboratory Control Sample Duplicate (LCSD)

(LCS) R4044016-1 03/10/24 12:09 • (LCSD) R4044016-2 03/10/24 12:30

| Analyte | Spike Amount mg/l | LCS Result mg/l | LCSD Result mg/l | LCS Rec. % | LCSD Rec. % | Rec. Limits % | LCS Qualifier | LCSD Qualifier | RPD % | RPD Limits % |
|---|---|---|---|---|---|---|---|---|---|---|
| Bromochloromethane | 0.00500 | 0.00545 | 0.00562 | 109 | 112 | 76.0-122 | | | 3.07 | 20 |
| Bromodichloromethane | 0.00500 | 0.00499 | 0.00510 | 99.8 | 102 | 75.0-120 | | | 2.18 | 20 |
| Bromoform | 0.00500 | 0.00426 | 0.00441 | 85.2 | 88.2 | 68.0-132 | | | 3.46 | 20 |
| Bromomethane | 0.00500 | 0.00310 | 0.00322 | 62.0 | 64.4 | 10.0-160 | | | 3.80 | 25 |
| n-Butylbenzene | 0.00500 | 0.00375 | 0.00386 | 75.0 | 77.2 | 73.0-125 | | | 2.89 | 20 |
| sec-Butylbenzene | 0.00500 | 0.00420 | 0.00439 | 84.0 | 87.8 | 75.0-125 | | | 4.42 | 20 |
| tert-Butylbenzene | 0.00500 | 0.00411 | 0.00429 | 82.2 | 85.8 | 76.0-124 | | | 4.29 | 20 |
| Carbon tetrachloride | 0.00500 | 0.00527 | 0.00517 | 105 | 103 | 68.0-126 | | | 1.92 | 20 |
| Carbon disulfide | 0.00500 | 0.00448 | 0.00460 | 89.6 | 92.0 | 61.0-128 | | | 2.64 | 20 |
| Chlorobenzene | 0.00500 | 0.00462 | 0.00473 | 92.4 | 94.6 | 80.0-121 | | | 2.35 | 20 |
| Chlorodibromomethane | 0.00500 | 0.00439 | 0.00442 | 87.8 | 88.4 | 77.0-125 | | | 0.681 | 20 |
| Chloroethane | 0.00500 | 0.00272 | 0.00348 | 54.4 | 69.6 | 47.0-150 | | R7 | 24.5 | 20 |
| Chloroform | 0.00500 | 0.00528 | 0.00528 | 106 | 106 | 73.0-120 | | | 0.000 | 20 |
| Chloromethane | 0.00500 | 0.00453 | 0.00469 | 90.6 | 93.8 | 41.0-142 | | | 3.47 | 20 |
| 1,2-Dibromo-3-Chloropropane | 0.00500 | 0.00327 | 0.00343 | 65.4 | 68.6 | 58.0-134 | | | 4.78 | 20 |
| 1,2-Dibromoethane | 0.00500 | 0.00452 | 0.00465 | 90.4 | 93.0 | 80.0-122 | | | 2.84 | 20 |
| Dibromomethane | 0.00500 | 0.00519 | 0.00533 | 104 | 107 | 80.0-120 | | | 2.66 | 20 |
| 1,2-Dichlorobenzene | 0.00500 | 0.00428 | 0.00437 | 85.6 | 87.4 | 79.0-121 | | | 2.08 | 20 |
| 1,3-Dichlorobenzene | 0.00500 | 0.00418 | 0.00440 | 83.6 | 88.0 | 79.0-120 | | | 5.13 | 20 |
| 1,4-Dichlorobenzene | 0.00500 | 0.00426 | 0.00436 | 85.2 | 87.2 | 79.0-120 | | | 2.32 | 20 |
| trans-1,4-Dichloro-2-butene | 0.00500 | 0.00391 | 0.00396 | 78.2 | 79.2 | 33.0-144 | | | 1.27 | 20 |
| Dichlorodifluoromethane | 0.00500 | 0.00447 | 0.00459 | 89.4 | 91.8 | 51.0-149 | | | 2.65 | 20 |
| 1,1-Dichloroethane | 0.00500 | 0.00515 | 0.00523 | 103 | 105 | 70.0-126 | | | 1.54 | 20 |
| 1,2-Dichloroethane | 0.00500 | 0.00534 | 0.00533 | 107 | 107 | 70.0-128 | | | 0.187 | 20 |
| 1,1-Dichloroethene | 0.00500 | 0.00511 | 0.00501 | 102 | 100 | 71.0-124 | | | 1.98 | 20 |
| cis-1,2-Dichloroethene | 0.00500 | 0.00512 | 0.00505 | 102 | 101 | 73.0-120 | | | 1.38 | 20 |
| trans-1,2-Dichloroethene | 0.00500 | 0.00501 | 0.00513 | 100 | 103 | 73.0-120 | | | 2.37 | 20 |
| 1,2-Dichloropropane | 0.00500 | 0.00526 | 0.00537 | 105 | 107 | 77.0-125 | | | 2.07 | 20 |
| cis-1,3-Dichloropropene | 0.00500 | 0.00513 | 0.00526 | 103 | 105 | 80.0-123 | | | 2.50 | 20 |
| trans-1,3-Dichloropropene | 0.00500 | 0.00468 | 0.00468 | 93.6 | 93.6 | 78.0-124 | | | 0.000 | 20 |
| Ethylbenzene | 0.00500 | 0.00448 | 0.00469 | 89.6 | 93.8 | 79.0-123 | | | 4.58 | 20 |
| Hexachloro-1,3-butadiene | 0.00500 | 0.00402 | 0.00409 | 80.4 | 81.8 | 54.0-138 | | | 1.73 | 20 |
| 2-Hexanone | 0.0250 | 0.0209 | 0.0214 | 83.6 | 85.6 | 67.0-149 | | | 2.36 | 20 |
| 2-Butanone (MEK) | 0.0250 | 0.0233 | 0.0238 | 93.2 | 95.2 | 44.0-160 | | | 2.12 | 20 |
| Iodomethane | 0.0250 | 0.0140 | 0.0176 | 56.0 | 70.4 | 33.0-147 | | | 22.8 | 26 |
| Methylene Chloride | 0.00500 | 0.00526 | 0.00516 | 105 | 103 | 67.0-120 | | | 1.92 | 20 |
| 4-Methyl-2-pentanone (MIBK) | 0.0250 | 0.0228 | 0.0234 | 91.2 | 93.6 | 68.0-142 | | | 2.60 | 20 |
| Naphthalene | 0.00500 | 0.00263 | 0.00292 | 52.6 | 58.4 | 54.0-135 | L2 | | 10.5 | 20 |
| n-Propylbenzene | 0.00500 | 0.00431 | 0.00444 | 86.2 | 88.8 | 77.0-124 | | | 2.97 | 20 |
| Styrene | 0.00500 | 0.00423 | 0.00438 | 84.6 | 87.6 | 73.0-130 | | | 3.48 | 20 |

## Laboratory Control Sample (LCS) • Laboratory Control Sample Duplicate (LCSD)

(LCS) R4044016-1 03/10/24 12:09 • (LCSD) R4044016-2 03/10/24 12:30

| Analyte | Spike Amount mg/l | LCS Result mg/l | LCSD Result mg/l | LCS Rec. % | LCSD Rec. % | Rec. Limits % | LCS Qualifier | LCSD Qualifier | RPD % | RPD Limits % |
|---|---|---|---|---|---|---|---|---|---|---|
| 1,1,1,2-Tetrachloroethane | 0.00500 | 0.00441 | 0.00459 | 88.2 | 91.8 | 75.0-125 | | | 4.00 | 20 |
| 1,1,2,2-Tetrachloroethane | 0.00500 | 0.00488 | 0.00494 | 97.6 | 98.8 | 65.0-130 | | | 1.22 | 20 |
| 1,1,2-Trichlorotrifluoroethane | 0.00500 | 0.00480 | 0.00480 | 96.0 | 96.0 | 69.0-132 | | | 0.000 | 20 |
| Tetrachloroethene | 0.00500 | 0.00457 | 0.00470 | 91.4 | 94.0 | 72.0-132 | | | 2.80 | 20 |
| Toluene | 0.00500 | 0.00446 | 0.00455 | 89.2 | 91.0 | 79.0-120 | | | 2.00 | 20 |
| 1,2,4-Trichlorobenzene | 0.00500 | 0.00376 | 0.00391 | 75.2 | 78.2 | 57.0-137 | | | 3.91 | 20 |
| 1,1,1-Trichloroethane | 0.00500 | 0.00518 | 0.00521 | 104 | 104 | 73.0-124 | | | 0.577 | 20 |
| 1,1,2-Trichloroethane | 0.00500 | 0.00484 | 0.00493 | 96.8 | 98.6 | 80.0-120 | | | 1.84 | 20 |
| Trichloroethene | 0.00500 | 0.00494 | 0.00515 | 98.8 | 103 | 78.0-124 | | | 4.16 | 20 |
| Trichlorofluoromethane | 0.00500 | 0.00447 | 0.00455 | 89.4 | 91.0 | 59.0-147 | | | 1.77 | 20 |
| 1,2,3-Trichloropropane | 0.00500 | 0.00460 | 0.00475 | 92.0 | 95.0 | 73.0-130 | | | 3.21 | 20 |
| 1,2,4-Trimethylbenzene | 0.00500 | 0.00404 | 0.00416 | 80.8 | 83.2 | 76.0-121 | | | 2.93 | 20 |
| 1,3,5-Trimethylbenzene | 0.00500 | 0.00425 | 0.00439 | 85.0 | 87.8 | 76.0-122 | | | 3.24 | 20 |
| Vinyl acetate | 0.0250 | 0.0447 | 0.0447 | 179 | 179 | 11.0-160 | L1 | L1 | 0.000 | 20 |
| Vinyl chloride | 0.00500 | 0.00508 | 0.00522 | 102 | 104 | 67.0-131 | | | 2.72 | 20 |
| Xylenes, Total | 0.0150 | 0.0131 | 0.0135 | 87.3 | 90.0 | 79.0-123 | | | 3.01 | 20 |
| Di-isopropyl ether | 0.00500 | 0.00494 | 0.00508 | 98.8 | 102 | 58.0-138 | | | 2.79 | 20 |
| Ethanol | 0.250 | 0.273 | 0.277 | 109 | 111 | 10.0-160 | | | 1.45 | 30 |
| Ethyl tert-butyl ether | 0.00500 | 0.00519 | 0.00535 | 104 | 107 | 63.0-138 | | | 3.04 | 20 |
| Methyl tert-butyl ether | 0.00500 | 0.00527 | 0.00540 | 105 | 108 | 68.0-125 | | | 2.44 | 20 |
| tert-Butyl alcohol | 0.0250 | 0.0247 | 0.0253 | 98.8 | 101 | 27.0-160 | | | 2.40 | 30 |
| tert-Amyl Methyl Ether | 0.00500 | 0.00513 | 0.00524 | 103 | 105 | 66.0-125 | | | 2.12 | 20 |
| *(S) Toluene-d8* | | | | *97.1* | *97.3* | *80.0-120* | | | | |
| *(S) 4-Bromofluorobenzene* | | | | *99.4* | *99.9* | *77.0-126* | | | | |
| *(S) 1,2-Dichloroethane-d4* | | | | *97.0* | *95.8* | *70.0-130* | | | | |

## L1712725-01 Original Sample (OS) • Matrix Spike (MS) • Matrix Spike Duplicate (MSD)

(OS) L1712725-01 03/10/24 18:37 • (MS) R4044016-4 03/10/24 23:04 • (MSD) R4044016-5 03/10/24 23:24

| Analyte | Spike Amount mg/l | Original Result mg/l | MS Result mg/l | MSD Result mg/l | MS Rec. % | MSD Rec. % | Dilution | Rec. Limits % | MS Qualifier | MSD Qualifier | RPD % | RPD Limits % |
|---|---|---|---|---|---|---|---|---|---|---|---|---|
| Acetone | 0.0250 | ND | ND | ND | 85.6 | 85.2 | 1 | 10.0-160 | | | 0.468 | 35 |
| Acrylonitrile | 0.0250 | ND | 0.0289 | 0.0294 | 116 | 118 | 1 | 21.0-160 | | | 1.72 | 32 |
| Benzene | 0.00500 | ND | 0.00667 | 0.00647 | 133 | 129 | 1 | 17.0-158 | | | 3.04 | 27 |
| Bromobenzene | 0.00500 | ND | 0.00548 | 0.00559 | 110 | 112 | 1 | 30.0-149 | | | 1.99 | 28 |
| Bromochloromethane | 0.00500 | ND | 0.00648 | 0.00648 | 130 | 130 | 1 | 38.0-142 | | | 0.000 | 26 |
| Bromodichloromethane | 0.00500 | ND | 0.00611 | 0.00625 | 122 | 125 | 1 | 31.0-150 | | | 2.27 | 27 |
| Bromoform | 0.00500 | ND | 0.00517 | 0.00532 | 103 | 106 | 1 | 29.0-150 | | | 2.86 | 29 |
| Bromomethane | 0.00500 | ND | ND | ND | 78.4 | 83.4 | 1 | 10.0-160 | | | 6.18 | 38 |

## L1712725-01 Original Sample (OS) • Matrix Spike (MS) • Matrix Spike Duplicate (MSD)

(OS) L1712725-01 03/10/24 18:37 • (MS) R4044016-4 03/10/24 23:04 • (MSD) R4044016-5 03/10/24 23:24

| Analyte | Spike Amount mg/l | Original Result mg/l | MS Result mg/l | MSD Result mg/l | MS Rec. % | MSD Rec. % | Dilution | Rec. Limits % | MS Qualifier | MSD Qualifier | RPD % | RPD Limits % |
|---|---|---|---|---|---|---|---|---|---|---|---|---|
| n-Butylbenzene | 0.00500 | ND | 0.00495 | 0.00507 | 99.0 | 101 | 1 | 31.0-150 | | | 2.40 | 30 |
| sec-Butylbenzene | 0.00500 | ND | 0.00549 | 0.00557 | 110 | 111 | 1 | 33.0-155 | | | 1.45 | 29 |
| tert-Butylbenzene | 0.00500 | ND | 0.00537 | 0.00549 | 107 | 110 | 1 | 34.0-153 | | | 2.21 | 28 |
| Carbon tetrachloride | 0.00500 | ND | 0.00657 | 0.00698 | 131 | 140 | 1 | 23.0-159 | | | 6.05 | 28 |
| Carbon disulfide | 0.00500 | ND | 0.00426 | 0.00438 | 85.2 | 87.6 | 1 | 10.0-156 | | | 2.78 | 28 |
| Chlorobenzene | 0.00500 | ND | 0.00581 | 0.00582 | 116 | 116 | 1 | 33.0-152 | | | 0.172 | 27 |
| Chlorodibromomethane | 0.00500 | ND | 0.00536 | 0.00555 | 107 | 111 | 1 | 37.0-149 | | | 3.48 | 27 |
| Chloroethane | 0.00500 | ND | 0.00644 | 0.00660 | 129 | 132 | 1 | 10.0-160 | | | 2.45 | 30 |
| Chloroform | 0.00500 | ND | 0.00645 | 0.00645 | 129 | 129 | 1 | 29.0-154 | | | 0.000 | 28 |
| Chloromethane | 0.00500 | ND | 0.00420 | 0.00444 | 84.0 | 88.8 | 1 | 10.0-160 | | | 5.56 | 29 |
| 1,2-Dibromo-3-Chloropropane | 0.00500 | ND | ND | ND | 82.4 | 90.6 | 1 | 22.0-151 | | | 9.48 | 34 |
| 1,2-Dibromoethane | 0.00500 | ND | 0.00539 | 0.00540 | 108 | 108 | 1 | 34.0-147 | | | 0.185 | 27 |
| Dibromomethane | 0.00500 | ND | 0.00584 | 0.00614 | 117 | 123 | 1 | 30.0-151 | | | 5.01 | 27 |
| 1,2-Dichlorobenzene | 0.00500 | ND | 0.00522 | 0.00538 | 104 | 108 | 1 | 34.0-149 | | | 3.02 | 28 |
| 1,3-Dichlorobenzene | 0.00500 | ND | 0.00526 | 0.00535 | 105 | 107 | 1 | 36.0-146 | | | 1.70 | 27 |
| 1,4-Dichlorobenzene | 0.00500 | ND | 0.00518 | 0.00520 | 104 | 104 | 1 | 35.0-142 | | | 0.385 | 27 |
| trans-1,4-Dichloro-2-butene | 0.00500 | ND | 0.00331 | 0.00449 | 66.2 | 89.8 | 1 | 10.0-157 | | | 30.3 | 37 |
| Dichlorodifluoromethane | 0.00500 | ND | ND | 0.00508 | 97.2 | 102 | 1 | 10.0-160 | | | 4.43 | 29 |
| 1,1-Dichloroethane | 0.00500 | ND | 0.00628 | 0.00652 | 126 | 130 | 1 | 25.0-158 | | | 3.75 | 27 |
| 1,2-Dichloroethane | 0.00500 | ND | 0.00585 | 0.00601 | 117 | 120 | 1 | 29.0-151 | | | 2.70 | 27 |
| 1,1-Dichloroethene | 0.00500 | ND | 0.00632 | 0.00636 | 126 | 127 | 1 | 11.0-160 | | | 0.631 | 29 |
| cis-1,2-Dichloroethene | 0.00500 | ND | 0.00610 | 0.00626 | 122 | 125 | 1 | 10.0-160 | | | 2.59 | 27 |
| trans-1,2-Dichloroethene | 0.00500 | ND | 0.00581 | 0.00603 | 116 | 121 | 1 | 17.0-153 | | | 3.72 | 27 |
| 1,2-Dichloropropane | 0.00500 | ND | 0.00633 | 0.00649 | 127 | 130 | 1 | 30.0-156 | | | 2.50 | 27 |
| cis-1,3-Dichloropropene | 0.00500 | ND | 0.00581 | 0.00603 | 116 | 121 | 1 | 34.0-149 | | | 3.72 | 28 |
| trans-1,3-Dichloropropene | 0.00500 | ND | 0.00522 | 0.00552 | 104 | 110 | 1 | 32.0-149 | | | 5.59 | 28 |
| Ethylbenzene | 0.00500 | ND | 0.00600 | 0.00594 | 120 | 119 | 1 | 30.0-155 | | | 1.01 | 27 |
| Hexachloro-1,3-butadiene | 0.00500 | ND | 0.00522 | 0.00554 | 104 | 111 | 1 | 20.0-154 | | | 5.95 | 34 |
| 2-Hexanone | 0.0250 | ND | 0.0238 | 0.0247 | 95.2 | 98.8 | 1 | 21.0-160 | | | 3.71 | 29 |
| 2-Butanone (MEK) | 0.0250 | ND | 0.0241 | 0.0244 | 96.4 | 97.6 | 1 | 10.0-160 | | | 1.24 | 32 |
| Iodomethane | 0.0250 | ND | 0.0230 | 0.0262 | 92.0 | 105 | 1 | 10.0-160 | | | 13.0 | 40 |
| Methylene Chloride | 0.00500 | ND | 0.00585 | 0.00597 | 117 | 119 | 1 | 23.0-144 | | | 2.03 | 28 |
| 4-Methyl-2-pentanone (MIBK) | 0.0250 | ND | 0.0258 | 0.0263 | 103 | 105 | 1 | 29.0-160 | | | 1.92 | 29 |
| Naphthalene | 0.00500 | ND | ND | ND | 97.8 | 95.2 | 1 | 12.0-156 | | | 2.69 | 35 |
| n-Propylbenzene | 0.00500 | ND | 0.00557 | 0.00573 | 111 | 115 | 1 | 31.0-154 | | | 2.83 | 28 |
| Styrene | 0.00500 | ND | 0.00535 | 0.00558 | 107 | 112 | 1 | 33.0-155 | | | 4.21 | 28 |
| 1,1,1,2-Tetrachloroethane | 0.00500 | ND | 0.00549 | 0.00574 | 110 | 115 | 1 | 36.0-151 | | | 4.45 | 29 |
| 1,1,2,2-Tetrachloroethane | 0.00500 | ND | 0.00579 | 0.00603 | 116 | 121 | 1 | 33.0-150 | | | 4.06 | 28 |
| 1,1,2-Trichlorotrifluoroethane | 0.00500 | ND | 0.00623 | 0.00640 | 125 | 128 | 1 | 23.0-160 | | | 2.69 | 30 |
| Tetrachloroethene | 0.00500 | ND | 0.00579 | 0.00586 | 116 | 117 | 1 | 10.0-160 | | | 1.20 | 27 |

## L1712725-01 Original Sample (OS) • Matrix Spike (MS) • Matrix Spike Duplicate (MSD)

(OS) L1712725-01 03/10/24 18:37 • (MS) R4044016-4 03/10/24 23:04 • (MSD) R4044016-5 03/10/24 23:24

| Analyte | Spike Amount mg/l | Original Result mg/l | MS Result mg/l | MSD Result mg/l | MS Rec. % | MSD Rec. % | Dilution | Rec. Limits % | MS Qualifier | MSD Qualifier | RPD % | RPD Limits % |
|---|---|---|---|---|---|---|---|---|---|---|---|---|
| Toluene | 0.00500 | ND | 0.00638 | 0.00586 | 128 | 117 | 1 | 26.0-154 | | | 8.50 | 28 |
| 1,2,4-Trichlorobenzene | 0.00500 | ND | 0.00466 | 0.00518 | 93.2 | 104 | 1 | 24.0-150 | | | 10.6 | 33 |
| 1,1,1-Trichloroethane | 0.00500 | ND | 0.00656 | 0.00671 | 131 | 134 | 1 | 23.0-160 | | | 2.26 | 28 |
| 1,1,2-Trichloroethane | 0.00500 | ND | 0.00580 | 0.00592 | 116 | 118 | 1 | 35.0-147 | | | 2.05 | 27 |
| Trichloroethene | 0.00500 | ND | 0.00616 | 0.00639 | 123 | 128 | 1 | 10.0-160 | | | 3.67 | 25 |
| Trichlorofluoromethane | 0.00500 | ND | 0.00675 | 0.00675 | 135 | 135 | 1 | 17.0-160 | | | 0.000 | 31 |
| 1,2,3-Trichloropropane | 0.00500 | ND | 0.00558 | 0.00563 | 112 | 113 | 1 | 34.0-151 | | | 0.892 | 29 |
| 1,2,4-Trimethylbenzene | 0.00500 | ND | 0.00547 | 0.00531 | 109 | 106 | 1 | 26.0-154 | | | 2.97 | 27 |
| 1,3,5-Trimethylbenzene | 0.00500 | ND | 0.00550 | 0.00548 | 110 | 110 | 1 | 28.0-153 | | | 0.364 | 27 |
| Vinyl acetate | 0.0250 | ND | 0.0488 | 0.0497 | 195 | 199 | 1 | 12.0-160 | M1 | M1 | 1.83 | 31 |
| Vinyl chloride | 0.00500 | ND | 0.00612 | 0.00611 | 122 | 122 | 1 | 10.0-160 | | | 0.164 | 27 |
| Xylenes, Total | 0.0150 | ND | 0.0177 | 0.0173 | 118 | 115 | 1 | 29.0-154 | | | 2.29 | 28 |
| Di-isopropyl ether | 0.00500 | ND | 0.00572 | 0.00580 | 114 | 116 | 1 | 21.0-160 | | | 1.39 | 28 |
| Ethanol | 0.250 | ND | 0.299 | 0.317 | 120 | 127 | 1 | 50.0-150 | | | 5.84 | 20 |
| Ethyl tert-butyl ether | 0.00500 | ND | 0.00606 | 0.00620 | 121 | 124 | 1 | 10.0-160 | | | 2.28 | 37 |
| Methyl tert-butyl ether | 0.00500 | ND | 0.00625 | 0.00638 | 125 | 128 | 1 | 28.0-150 | | | 2.06 | 29 |
| tert-Butyl alcohol | 0.0250 | ND | 0.0305 | 0.0315 | 122 | 126 | 1 | 50.0-150 | | | 3.23 | 20 |
| tert-Amyl Methyl Ether | 0.00500 | ND | 0.00616 | 0.00629 | 123 | 126 | 1 | 10.0-160 | | | 2.09 | 37 |
| *(S) Toluene-d8* | | | | | *97.4* | *98.0* | | *80.0-120* | | | | |
| *(S) 4-Bromofluorobenzene* | | | | | *101* | *101* | | *77.0-126* | | | | |
| *(S) 1,2-Dichloroethane-d4* | | | | | *91.6* | *91.9* | | *70.0-130* | | | | |

## L1712728-01 Original Sample (OS) • Matrix Spike (MS) • Matrix Spike Duplicate (MSD)

(OS) L1712728-01 03/10/24 19:39 • (MS) R4044016-6 03/10/24 23:45 • (MSD) R4044016-7 03/11/24 00:05

| Analyte | Spike Amount mg/l | Original Result mg/l | MS Result mg/l | MSD Result mg/l | MS Rec. % | MSD Rec. % | Dilution | Rec. Limits % | MS Qualifier | MSD Qualifier | RPD % | RPD Limits % |
|---|---|---|---|---|---|---|---|---|---|---|---|---|
| Acetone | 0.0250 | ND | ND | ND | 85.2 | 82.8 | 1 | 10.0-160 | | | 2.86 | 35 |
| Acrylonitrile | 0.0250 | ND | 0.0292 | 0.0277 | 117 | 111 | 1 | 21.0-160 | | | 5.27 | 32 |
| Benzene | 0.00500 | ND | 0.00634 | 0.00605 | 127 | 121 | 1 | 17.0-158 | | | 4.68 | 27 |
| Bromobenzene | 0.00500 | ND | 0.00543 | 0.00535 | 109 | 107 | 1 | 30.0-149 | | | 1.48 | 28 |
| Bromochloromethane | 0.00500 | ND | 0.00640 | 0.00594 | 128 | 119 | 1 | 38.0-142 | | | 7.46 | 26 |
| Bromodichloromethane | 0.00500 | ND | 0.00600 | 0.00594 | 120 | 119 | 1 | 31.0-150 | | | 1.01 | 27 |
| Bromoform | 0.00500 | ND | 0.00513 | 0.00490 | 103 | 98.0 | 1 | 29.0-150 | | | 4.59 | 29 |
| Bromomethane | 0.00500 | ND | ND | ND | 85.8 | 87.0 | 1 | 10.0-160 | | | 1.39 | 38 |
| n-Butylbenzene | 0.00500 | ND | 0.00477 | 0.00461 | 95.4 | 92.2 | 1 | 31.0-150 | | | 3.41 | 30 |
| sec-Butylbenzene | 0.00500 | ND | 0.00543 | 0.00537 | 109 | 107 | 1 | 33.0-155 | | | 1.11 | 29 |
| tert-Butylbenzene | 0.00500 | ND | 0.00531 | 0.00533 | 106 | 107 | 1 | 34.0-153 | | | 0.376 | 28 |
| Carbon tetrachloride | 0.00500 | ND | 0.00652 | 0.00640 | 130 | 128 | 1 | 23.0-159 | | | 1.86 | 28 |

## L1712728-01 Original Sample (OS) • Matrix Spike (MS) • Matrix Spike Duplicate (MSD)

(OS) L1712728-01 03/10/24 19:39 • (MS) R4044016-6 03/10/24 23:45 • (MSD) R4044016-7 03/11/24 00:05

| Analyte | Spike Amount mg/l | Original Result mg/l | MS Result mg/l | MSD Result mg/l | MS Rec. % | MSD Rec. % | Dilution | Rec. Limits % | MS Qualifier | MSD Qualifier | RPD % | RPD Limits % |
|---|---|---|---|---|---|---|---|---|---|---|---|---|
| Carbon disulfide | 0.00500 | ND | 0.00416 | 0.00404 | 83.2 | 80.8 | 1 | 10.0-156 | | | 2.93 | 28 |
| Chlorobenzene | 0.00500 | ND | 0.00557 | 0.00538 | 111 | 108 | 1 | 33.0-152 | | | 3.47 | 27 |
| Chlorodibromomethane | 0.00500 | ND | 0.00527 | 0.00520 | 105 | 104 | 1 | 37.0-149 | | | 1.34 | 27 |
| Chloroethane | 0.00500 | ND | 0.00643 | 0.00626 | 129 | 125 | 1 | 10.0-160 | | | 2.68 | 30 |
| Chloroform | 0.00500 | ND | 0.00635 | 0.00613 | 127 | 123 | 1 | 29.0-154 | | | 3.53 | 28 |
| Chloromethane | 0.00500 | ND | 0.00429 | 0.00412 | 85.8 | 82.4 | 1 | 10.0-160 | | | 4.04 | 29 |
| 1,2-Dibromo-3-Chloropropane | 0.00500 | ND | ND | ND | 88.4 | 85.4 | 1 | 22.0-151 | | | 3.45 | 34 |
| 1,2-Dibromoethane | 0.00500 | ND | 0.00535 | 0.00513 | 107 | 103 | 1 | 34.0-147 | | | 4.20 | 27 |
| Dibromomethane | 0.00500 | ND | 0.00581 | 0.00565 | 116 | 113 | 1 | 30.0-151 | | | 2.79 | 27 |
| 1,2-Dichlorobenzene | 0.00500 | ND | 0.00524 | 0.00515 | 105 | 103 | 1 | 34.0-149 | | | 1.73 | 28 |
| 1,3-Dichlorobenzene | 0.00500 | ND | 0.00510 | 0.00511 | 102 | 102 | 1 | 36.0-146 | | | 0.196 | 27 |
| 1,4-Dichlorobenzene | 0.00500 | ND | 0.00511 | 0.00511 | 102 | 102 | 1 | 35.0-142 | | | 0.000 | 27 |
| trans-1,4-Dichloro-2-butene | 0.00500 | ND | 0.00462 | 0.00443 | 92.4 | 88.6 | 1 | 10.0-157 | | | 4.20 | 37 |
| Dichlorodifluoromethane | 0.00500 | ND | 0.00579 | 0.00544 | 116 | 109 | 1 | 10.0-160 | | | 6.23 | 29 |
| 1,1-Dichloroethane | 0.00500 | ND | 0.00631 | 0.00600 | 126 | 120 | 1 | 25.0-158 | | | 5.04 | 27 |
| 1,2-Dichloroethane | 0.00500 | ND | 0.00586 | 0.00560 | 117 | 112 | 1 | 29.0-151 | | | 4.54 | 27 |
| 1,1-Dichloroethene | 0.00500 | ND | 0.00611 | 0.00588 | 122 | 118 | 1 | 11.0-160 | | | 3.84 | 29 |
| cis-1,2-Dichloroethene | 0.00500 | ND | 0.00609 | 0.00587 | 122 | 117 | 1 | 10.0-160 | | | 3.68 | 27 |
| trans-1,2-Dichloroethene | 0.00500 | ND | 0.00578 | 0.00566 | 116 | 113 | 1 | 17.0-153 | | | 2.10 | 27 |
| 1,2-Dichloropropane | 0.00500 | ND | 0.00628 | 0.00598 | 126 | 120 | 1 | 30.0-156 | | | 4.89 | 27 |
| cis-1,3-Dichloropropene | 0.00500 | ND | 0.00576 | 0.00562 | 115 | 112 | 1 | 34.0-149 | | | 2.46 | 28 |
| trans-1,3-Dichloropropene | 0.00500 | ND | 0.00522 | 0.00519 | 104 | 104 | 1 | 32.0-149 | | | 0.576 | 28 |
| Ethylbenzene | 0.00500 | ND | 0.00574 | 0.00548 | 115 | 110 | 1 | 30.0-155 | | | 4.63 | 27 |
| Hexachloro-1,3-butadiene | 0.00500 | ND | 0.00527 | 0.00517 | 105 | 103 | 1 | 20.0-154 | | | 1.92 | 34 |
| 2-Hexanone | 0.0250 | ND | 0.0242 | 0.0230 | 96.8 | 92.0 | 1 | 21.0-160 | | | 5.08 | 29 |
| 2-Butanone (MEK) | 0.0250 | ND | 0.0242 | 0.0229 | 96.8 | 91.6 | 1 | 10.0-160 | | | 5.52 | 32 |
| Iodomethane | 0.0250 | ND | 0.0259 | 0.0252 | 104 | 101 | 1 | 10.0-160 | | | 2.74 | 40 |
| Methylene Chloride | 0.00500 | ND | 0.00587 | 0.00561 | 117 | 112 | 1 | 23.0-144 | | | 4.53 | 28 |
| 4-Methyl-2-pentanone (MIBK) | 0.0250 | ND | 0.0257 | 0.0248 | 103 | 99.2 | 1 | 29.0-160 | | | 3.56 | 29 |
| Naphthalene | 0.00500 | ND | ND | ND | 88.2 | 79.8 | 1 | 12.0-156 | | | 10.0 | 35 |
| n-Propylbenzene | 0.00500 | ND | 0.00551 | 0.00542 | 110 | 108 | 1 | 31.0-154 | | | 1.65 | 28 |
| Styrene | 0.00500 | ND | 0.00530 | 0.00518 | 106 | 104 | 1 | 33.0-155 | | | 2.29 | 28 |
| 1,1,1,2-Tetrachloroethane | 0.00500 | ND | 0.00554 | 0.00530 | 111 | 106 | 1 | 36.0-151 | | | 4.43 | 29 |
| 1,1,2,2-Tetrachloroethane | 0.00500 | ND | 0.00573 | 0.00579 | 115 | 116 | 1 | 33.0-150 | | | 1.04 | 28 |
| 1,1,2-Trichlorotrifluoroethane | 0.00500 | ND | 0.00608 | 0.00563 | 122 | 113 | 1 | 23.0-160 | | | 7.69 | 30 |
| Tetrachloroethene | 0.00500 | ND | 0.00594 | 0.00544 | 119 | 109 | 1 | 10.0-160 | | | 8.79 | 27 |
| Toluene | 0.00500 | ND | 0.00560 | 0.00542 | 112 | 108 | 1 | 26.0-154 | | | 3.27 | 28 |
| 1,2,4-Trichlorobenzene | 0.00500 | ND | 0.00496 | 0.00469 | 99.2 | 93.8 | 1 | 24.0-150 | | | 5.60 | 33 |
| 1,1,1-Trichloroethane | 0.00500 | ND | 0.00645 | 0.00624 | 129 | 125 | 1 | 23.0-160 | | | 3.31 | 28 |
| 1,1,2-Trichloroethane | 0.00500 | ND | 0.00574 | 0.00560 | 115 | 112 | 1 | 35.0-147 | | | 2.47 | 27 |

## L1712728-01 Original Sample (OS) • Matrix Spike (MS) • Matrix Spike Duplicate (MSD)

(OS) L1712728-01 03/10/24 19:39 • (MS) R4044016-6 03/10/24 23:45 • (MSD) R4044016-7 03/11/24 00:05

| Analyte | Spike Amount mg/l | Original Result mg/l | MS Result mg/l | MSD Result mg/l | MS Rec. % | MSD Rec. % | Dilution | Rec. Limits % | MS Qualifier | MSD Qualifier | RPD % | RPD Limits % |
|---|---|---|---|---|---|---|---|---|---|---|---|---|
| Trichloroethene | 0.00500 | ND | 0.00602 | 0.00581 | 120 | 116 | 1 | 10.0-160 | | | 3.55 | 25 |
| Trichlorofluoromethane | 0.00500 | ND | 0.00651 | 0.00637 | 130 | 127 | 1 | 17.0-160 | | | 2.17 | 31 |
| 1,2,3-Trichloropropane | 0.00500 | ND | 0.00551 | 0.00558 | 110 | 112 | 1 | 34.0-151 | | | 1.26 | 29 |
| 1,2,4-Trimethylbenzene | 0.00500 | ND | 0.00506 | 0.00501 | 101 | 100 | 1 | 26.0-154 | | | 0.993 | 27 |
| 1,3,5-Trimethylbenzene | 0.00500 | ND | 0.00534 | 0.00534 | 107 | 107 | 1 | 28.0-153 | | | 0.000 | 27 |
| Vinyl acetate | 0.0250 | ND | 0.0482 | 0.0463 | 193 | 185 | 1 | 12.0-160 | M1 | M1 | 4.02 | 31 |
| Vinyl chloride | 0.00500 | ND | 0.00561 | 0.00560 | 112 | 112 | 1 | 10.0-160 | | | 0.178 | 27 |
| Xylenes, Total | 0.0150 | ND | 0.0164 | 0.0157 | 109 | 105 | 1 | 29.0-154 | | | 4.36 | 28 |
| Di-isopropyl ether | 0.00500 | ND | 0.00562 | 0.00541 | 112 | 108 | 1 | 21.0-160 | | | 3.81 | 28 |
| Ethanol | 0.250 | ND | 0.312 | 0.295 | 125 | 118 | 1 | 50.0-150 | | | 5.60 | 20 |
| Ethyl tert-butyl ether | 0.00500 | ND | 0.00591 | 0.00572 | 118 | 114 | 1 | 10.0-160 | | | 3.27 | 37 |
| Methyl tert-butyl ether | 0.00500 | ND | 0.00624 | 0.00598 | 125 | 120 | 1 | 28.0-150 | | | 4.26 | 29 |
| tert-Butyl alcohol | 0.0250 | ND | 0.0301 | 0.0327 | 120 | 131 | 1 | 50.0-150 | | | 8.28 | 20 |
| tert-Amyl Methyl Ether | 0.00500 | ND | 0.00615 | 0.00581 | 123 | 116 | 1 | 10.0-160 | | | 5.69 | 37 |
| *(S) Toluene-d8* | | | | | *96.6* | *97.3* | | *80.0-120* | | | | |
| *(S) 4-Bromofluorobenzene* | | | | | *99.6* | *100* | | *77.0-126* | | | | |
| *(S) 1,2-Dichloroethane-d4* | | | | | *92.8* | *91.4* | | *70.0-130* | | | | |

## L1712933-01 Original Sample (OS) • Matrix Spike (MS) • Matrix Spike Duplicate (MSD)

(OS) L1712933-01 03/10/24 20:20 • (MS) R4044016-8 03/11/24 00:26 • (MSD) R4044016-9 03/11/24 00:46

| Analyte | Spike Amount mg/l | Original Result mg/l | MS Result mg/l | MSD Result mg/l | MS Rec. % | MSD Rec. % | Dilution | Rec. Limits % | MS Qualifier | MSD Qualifier | RPD % | RPD Limits % |
|---|---|---|---|---|---|---|---|---|---|---|---|---|
| Acetone | 0.0250 | ND | ND | ND | 81.6 | 76.8 | 1 | 10.0-160 | | | 6.06 | 35 |
| Acrylonitrile | 0.0250 | ND | 0.0285 | 0.0264 | 114 | 106 | 1 | 21.0-160 | | | 7.65 | 32 |
| Benzene | 0.00500 | ND | 0.00626 | 0.00581 | 125 | 116 | 1 | 17.0-158 | | | 7.46 | 27 |
| Bromobenzene | 0.00500 | ND | 0.00549 | 0.00497 | 110 | 99.4 | 1 | 30.0-149 | | | 9.94 | 28 |
| Bromochloromethane | 0.00500 | ND | 0.00626 | 0.00592 | 125 | 118 | 1 | 38.0-142 | | | 5.58 | 26 |
| Bromodichloromethane | 0.00500 | ND | 0.00617 | 0.00565 | 123 | 113 | 1 | 31.0-150 | | | 8.80 | 27 |
| Bromoform | 0.00500 | ND | 0.00516 | 0.00491 | 103 | 98.2 | 1 | 29.0-150 | | | 4.97 | 29 |
| Bromomethane | 0.00500 | ND | ND | ND | 91.4 | 85.4 | 1 | 10.0-160 | | | 6.79 | 38 |
| n-Butylbenzene | 0.00500 | ND | 0.00467 | 0.00441 | 93.4 | 88.2 | 1 | 31.0-150 | | | 5.73 | 30 |
| sec-Butylbenzene | 0.00500 | ND | 0.00546 | 0.00499 | 109 | 99.8 | 1 | 33.0-155 | | | 9.00 | 29 |
| tert-Butylbenzene | 0.00500 | ND | 0.00533 | 0.00501 | 107 | 100 | 1 | 34.0-153 | | | 6.19 | 28 |
| Carbon tetrachloride | 0.00500 | ND | 0.00651 | 0.00623 | 130 | 125 | 1 | 23.0-159 | | | 4.40 | 28 |
| Carbon disulfide | 0.00500 | ND | 0.00412 | 0.00388 | 82.4 | 77.6 | 1 | 10.0-156 | | | 6.00 | 28 |
| Chlorobenzene | 0.00500 | ND | 0.00564 | 0.00526 | 113 | 105 | 1 | 33.0-152 | | | 6.97 | 27 |
| Chlorodibromomethane | 0.00500 | ND | 0.00538 | 0.00498 | 108 | 99.6 | 1 | 37.0-149 | | | 7.72 | 27 |
| Chloroethane | 0.00500 | ND | 0.00642 | 0.00592 | 128 | 118 | 1 | 10.0-160 | | | 8.10 | 30 |

## L1712933-01 Original Sample (OS) • Matrix Spike (MS) • Matrix Spike Duplicate (MSD)

(OS) L1712933-01 03/10/24 20:20 • (MS) R4044016-8 03/11/24 00:26 • (MSD) R4044016-9 03/11/24 00:46

| Analyte | Spike Amount mg/l | Original Result mg/l | MS Result mg/l | MSD Result mg/l | MS Rec. % | MSD Rec. % | Dilution | Rec. Limits % | MS Qualifier | MSD Qualifier | RPD % | RPD Limits % |
|---|---|---|---|---|---|---|---|---|---|---|---|---|
| Chloroform | 0.00500 | ND | 0.00625 | 0.00582 | 125 | 116 | 1 | 29.0-154 | | | 7.13 | 28 |
| Chloromethane | 0.00500 | ND | 0.00418 | 0.00396 | 83.6 | 79.2 | 1 | 10.0-160 | | | 5.41 | 29 |
| 1,2-Dibromo-3-Chloropropane | 0.00500 | ND | ND | ND | 87.8 | 83.2 | 1 | 22.0-151 | | | 5.38 | 34 |
| 1,2-Dibromoethane | 0.00500 | ND | 0.00545 | 0.00496 | 109 | 99.2 | 1 | 34.0-147 | | | 9.41 | 27 |
| Dibromomethane | 0.00500 | ND | 0.00567 | 0.00560 | 113 | 112 | 1 | 30.0-151 | | | 1.24 | 27 |
| 1,2-Dichlorobenzene | 0.00500 | ND | 0.00521 | 0.00492 | 104 | 98.4 | 1 | 34.0-149 | | | 5.73 | 28 |
| 1,3-Dichlorobenzene | 0.00500 | ND | 0.00524 | 0.00476 | 105 | 95.2 | 1 | 36.0-146 | | | 9.60 | 27 |
| 1,4-Dichlorobenzene | 0.00500 | ND | 0.00519 | 0.00486 | 104 | 97.2 | 1 | 35.0-142 | | | 6.57 | 27 |
| trans-1,4-Dichloro-2-butene | 0.00500 | ND | 0.00464 | 0.00420 | 92.8 | 84.0 | 1 | 10.0-157 | | | 9.95 | 37 |
| Dichlorodifluoromethane | 0.00500 | ND | ND | ND | 88.4 | 82.0 | 1 | 10.0-160 | | | 7.51 | 29 |
| 1,1-Dichloroethane | 0.00500 | ND | 0.00625 | 0.00572 | 125 | 114 | 1 | 25.0-158 | | | 8.86 | 27 |
| 1,2-Dichloroethane | 0.00500 | ND | 0.00591 | 0.00551 | 118 | 110 | 1 | 29.0-151 | | | 7.01 | 27 |
| 1,1-Dichloroethene | 0.00500 | ND | 0.00612 | 0.00562 | 122 | 112 | 1 | 11.0-160 | | | 8.52 | 29 |
| cis-1,2-Dichloroethene | 0.00500 | ND | 0.00609 | 0.00573 | 122 | 115 | 1 | 10.0-160 | | | 6.09 | 27 |
| trans-1,2-Dichloroethene | 0.00500 | ND | 0.00574 | 0.00536 | 115 | 107 | 1 | 17.0-153 | | | 6.85 | 27 |
| 1,2-Dichloropropane | 0.00500 | ND | 0.00626 | 0.00579 | 125 | 116 | 1 | 30.0-156 | | | 7.80 | 27 |
| cis-1,3-Dichloropropene | 0.00500 | ND | 0.00583 | 0.00543 | 117 | 109 | 1 | 34.0-149 | | | 7.10 | 28 |
| trans-1,3-Dichloropropene | 0.00500 | ND | 0.00524 | 0.00494 | 105 | 98.8 | 1 | 32.0-149 | | | 5.89 | 28 |
| Ethylbenzene | 0.00500 | ND | 0.00566 | 0.00532 | 113 | 106 | 1 | 30.0-155 | | | 6.19 | 27 |
| Hexachloro-1,3-butadiene | 0.00500 | ND | 0.00534 | 0.00497 | 107 | 99.4 | 1 | 20.0-154 | | | 7.18 | 34 |
| 2-Hexanone | 0.0250 | ND | 0.0238 | 0.0221 | 95.2 | 88.4 | 1 | 21.0-160 | | | 7.41 | 29 |
| 2-Butanone (MEK) | 0.0250 | ND | 0.0234 | 0.0219 | 93.6 | 87.6 | 1 | 10.0-160 | | | 6.62 | 32 |
| Iodomethane | 0.0250 | ND | 0.0260 | 0.0229 | 104 | 91.6 | 1 | 10.0-160 | | | 12.7 | 40 |
| Methylene Chloride | 0.00500 | ND | 0.00583 | 0.00539 | 117 | 108 | 1 | 23.0-144 | | | 7.84 | 28 |
| 4-Methyl-2-pentanone (MIBK) | 0.0250 | ND | 0.0257 | 0.0236 | 103 | 94.4 | 1 | 29.0-160 | | | 8.52 | 29 |
| Naphthalene | 0.00500 | ND | ND | ND | 82.2 | 90.0 | 1 | 12.0-156 | | | 9.06 | 35 |
| n-Propylbenzene | 0.00500 | ND | 0.00549 | 0.00507 | 110 | 101 | 1 | 31.0-154 | | | 7.95 | 28 |
| Styrene | 0.00500 | ND | 0.00531 | 0.00499 | 106 | 99.8 | 1 | 33.0-155 | | | 6.21 | 28 |
| 1,1,1,2-Tetrachloroethane | 0.00500 | ND | 0.00569 | 0.00521 | 114 | 104 | 1 | 36.0-151 | | | 8.81 | 29 |
| 1,1,2,2-Tetrachloroethane | 0.00500 | ND | 0.00589 | 0.00530 | 118 | 106 | 1 | 33.0-150 | | | 10.5 | 28 |
| 1,1,2-Trichlorotrifluoroethane | 0.00500 | ND | 0.00601 | 0.00556 | 120 | 111 | 1 | 23.0-160 | | | 7.78 | 30 |
| Tetrachloroethene | 0.00500 | ND | 0.00564 | 0.00527 | 113 | 105 | 1 | 10.0-160 | | | 6.78 | 27 |
| Toluene | 0.00500 | ND | 0.00550 | 0.00519 | 110 | 104 | 1 | 26.0-154 | | | 5.80 | 28 |
| 1,2,4-Trichlorobenzene | 0.00500 | ND | 0.00493 | 0.00501 | 98.6 | 100 | 1 | 24.0-150 | | | 1.61 | 33 |
| 1,1,1-Trichloroethane | 0.00500 | ND | 0.00655 | 0.00605 | 131 | 121 | 1 | 23.0-160 | | | 7.94 | 28 |
| 1,1,2-Trichloroethane | 0.00500 | ND | 0.00591 | 0.00538 | 118 | 108 | 1 | 35.0-147 | | | 9.39 | 27 |
| Trichloroethene | 0.00500 | ND | 0.00596 | 0.00570 | 119 | 114 | 1 | 10.0-160 | | | 4.46 | 25 |
| Trichlorofluoromethane | 0.00500 | ND | 0.00646 | 0.00595 | 129 | 119 | 1 | 17.0-160 | | | 8.22 | 31 |
| 1,2,3-Trichloropropane | 0.00500 | ND | 0.00542 | 0.00512 | 108 | 102 | 1 | 34.0-151 | | | 5.69 | 29 |
| 1,2,4-Trimethylbenzene | 0.00500 | ND | 0.00501 | 0.00471 | 100 | 94.2 | 1 | 26.0-154 | | | 6.17 | 27 |

## L1712933-01 Original Sample (OS) • Matrix Spike (MS) • Matrix Spike Duplicate (MSD)

(OS) L1712933-01 03/10/24 20:20 • (MS) R4044016-8 03/11/24 00:26 • (MSD) R4044016-9 03/11/24 00:46

| Analyte | Spike Amount mg/l | Original Result mg/l | MS Result mg/l | MSD Result mg/l | MS Rec. % | MSD Rec. % | Dilution | Rec. Limits % | MS Qualifier | MSD Qualifier | RPD % | RPD Limits % |
|---|---|---|---|---|---|---|---|---|---|---|---|---|
| 1,3,5-Trimethylbenzene | 0.00500 | ND | 0.00536 | 0.00491 | 107 | 98.2 | 1 | 28.0-153 | | | 8.76 | 27 |
| Vinyl acetate | 0.0250 | ND | 0.0476 | 0.0448 | 190 | 179 | 1 | 12.0-160 | M1 | M1 | 6.06 | 31 |
| Vinyl chloride | 0.00500 | ND | 0.00557 | 0.00524 | 111 | 105 | 1 | 10.0-160 | | | 6.11 | 27 |
| Xylenes, Total | 0.0150 | ND | 0.0164 | 0.0154 | 109 | 103 | 1 | 29.0-154 | | | 6.29 | 28 |
| Di-isopropyl ether | 0.00500 | ND | 0.00551 | 0.00527 | 110 | 105 | 1 | 21.0-160 | | | 4.45 | 28 |
| Ethanol | 0.250 | ND | 0.301 | 0.288 | 120 | 115 | 1 | 50.0-150 | | | 4.41 | 20 |
| Ethyl tert-butyl ether | 0.00500 | ND | 0.00595 | 0.00557 | 119 | 111 | 1 | 10.0-160 | | | 6.60 | 37 |
| Methyl tert-butyl ether | 0.00500 | ND | 0.00616 | 0.00580 | 123 | 116 | 1 | 28.0-150 | | | 6.02 | 29 |
| tert-Butyl alcohol | 0.0250 | ND | 0.0300 | 0.0278 | 120 | 111 | 1 | 50.0-150 | | | 7.61 | 20 |
| tert-Amyl Methyl Ether | 0.00500 | ND | 0.00610 | 0.00561 | 122 | 112 | 1 | 10.0-160 | | | 8.37 | 37 |
| *(S) Toluene-d8* | | | | | *96.6* | *97.8* | | *80.0-120* | | | | |
| *(S) 4-Bromofluorobenzene* | | | | | *100* | *99.9* | | *77.0-126* | | | | |
| *(S) 1,2-Dichloroethane-d4* | | | | | *92.1* | *91.1* | | *70.0-130* | | | | |

## Method Blank (MB)

(MB) R4044647-3 03/12/24 07:37

| Analyte | MB Result mg/l | MB Qualifier | MB MDL mg/l | MB RDL mg/l |
|---|---|---|---|---|
| Naphthalene | U | | 0.00100 | 0.00500 |
| Toluene | U | | 0.000278 | 0.00100 |
| 1,2,4-Trimethylbenzene | U | | 0.000322 | 0.00100 |
| Xylenes, Total | U | | 0.000174 | 0.00300 |
| *(S) Toluene-d8* | *108* | | | *80.0-120* |
| *(S) 4-Bromofluorobenzene* | *105* | | | *77.0-126* |
| *(S) 1,2-Dichloroethane-d4* | *92.1* | | | *70.0-130* |

## Laboratory Control Sample (LCS) • Laboratory Control Sample Duplicate (LCSD)

(LCS) R4044647-1 03/12/24 06:32 • (LCSD) R4044647-2 03/12/24 06:53

| Analyte | Spike Amount mg/l | LCS Result mg/l | LCSD Result mg/l | LCS Rec. % | LCSD Rec. % | Rec. Limits % | LCS Qualifier | LCSD Qualifier | RPD % | RPD Limits % |
|---|---|---|---|---|---|---|---|---|---|---|
| Naphthalene | 0.00500 | 0.00457 | 0.00494 | 91.4 | 98.8 | 54.0-135 | | | 7.78 | 20 |
| Toluene | 0.00500 | 0.00560 | 0.00590 | 112 | 118 | 79.0-120 | | | 5.22 | 20 |
| 1,2,4-Trimethylbenzene | 0.00500 | 0.00503 | 0.00526 | 101 | 105 | 76.0-121 | | | 4.47 | 20 |
| Xylenes, Total | 0.0150 | 0.0173 | 0.0176 | 115 | 117 | 79.0-123 | | | 1.72 | 20 |
| *(S) Toluene-d8* | | | | *104* | *105* | *80.0-120* | | | | |
| *(S) 4-Bromofluorobenzene* | | | | *101* | *102* | *77.0-126* | | | | |
| *(S) 1,2-Dichloroethane-d4* | | | | *94.6* | *92.9* | *70.0-130* | | | | |

# INTERNAL STANDARD SUMMARY

## Instrument: VOCMS23 • File ID: 0312_02

03/12/24 06:32

| Sample ID | File ID | 8260-FLUOROBENZENE Response | 8260-CHLOROBENZENE-D5 Response | 8260-1,4-DICHLOROBENZENE-D4 Response |
|---|---|---|---|---|
| Standard | 0312_02 | 423458 | 190100 | 191471 |
| Upper Limit | | 846916 | 380200 | 382942 |
| Lower Limit | | 211729 | 95050 | 95736 |
| LCS R4044647-1 WG2244293 1x | 0312_02LCSB | 423458 | 190100 | 191471 |
| LCSD R4044647-2 WG2244293 1x | 0312_03B | 408136 | 182665 | 185396 |
| BLANK R4044647-3 WG2244293 1x | 0312_05B | 406415 | 177738 | 177852 |
| L1712725-04 WG2244293 50x | 0312_11 | 432448 | 187199 | 175840 |

## Instrument: VOCMS26 • File ID: 0310_02

03/10/24 12:09

| Sample ID | File ID | 8260-FLUOROBENZENE Response | 8260-CHLOROBENZENE-D5 Response | 8260-1,4-DICHLOROBENZENE-D4 Response |
|---|---|---|---|---|
| Standard | 0310_02 | 223945 | 115969 | 107242 |
| Upper Limit | | 447890 | 231938 | 214484 |
| Lower Limit | | 111973 | 57985 | 53621 |
| LCS R4044016-1 WG2243713 1x | 0310_02LCS | 223945 | 115969 | 107242 |
| LCSD R4044016-2 WG2243713 1x | 0310_03 | 220812 | 114789 | 106608 |
| BLANK R4044016-3 WG2243713 1x | 0310_07 | 209124 | 103831 | 92931 |
| L1712725-06 WG2243713 1x | 0310_09 | 211956 | 104425 | 92818 |
| L1712725-01 WG2243713 1x | 0310_12 | 203579 | 100995 | 89417 |
| L1712725-02 WG2243713 1x | 0310_13 | 200528 | 100626 | 89770 |
| L1712725-03 WG2243713 1x | 0310_14 | 196758 | 98301 | 85554 |
| L1712725-04 WG2243713 50x | 0310_20 | 223432 | 110552 | 101395 |
| L1712725-05 WG2243713 200x | 0310_21 | 230192 | 111335 | 100329 |
| MS R4044016-4 WG2243713 1x | 0310_25 | 234570 | 119998 | 109538 |
| MSD R4044016-5 WG2243713 1x | 0310_26 | 236767 | 120985 | 111267 |
| MS R4044016-6 WG2243713 1x | 0310_27 | 231402 | 119454 | 109130 |
| MSD R4044016-7 WG2243713 1x | 0310_28 | 238486 | 122356 | 108737 |
| MS R4044016-8 WG2243713 1x | 0310_29 | 233500 | 119716 | 108217 |
| MSD R4044016-9 WG2243713 1x | 0310_30 | 240523 | 124100 | 113736 |

# GLOSSARY OF TERMS

## Guide to Reading and Understanding Your Laboratory Report

The information below is designed to better explain the various terms used in your report of analytical results from the Laboratory. This is not intended as a comprehensive explanation, and if you have additional questions please contact your project representative.

Results Disclaimer - Information that may be provided by the customer, and contained within this report, include Permit Limits, Project Name, Sample ID, Sample Matrix, Sample Preservation, Field Blanks, Field Spikes, Field Duplicates, On-Site Data, Sampling Collection Dates/Times, and Sampling Location. Results relate to the accuracy of this information provided, and as the samples are received.

## Abbreviations and Definitions

| | |
|---|---|
| MDL | Method Detection Limit. |
| ND | Not detected at the Reporting Limit (or MDL where applicable). |
| RDL | Reported Detection Limit. |
| Rec. | Recovery. |
| RPD | Relative Percent Difference. |
| SDG | Sample Delivery Group. |
| (S) | Surrogate (Surrogate Standard) - Analytes added to every blank, sample, Laboratory Control Sample/Duplicate and Matrix Spike/Duplicate; used to evaluate analytical efficiency by measuring recovery. Surrogates are not expected to be detected in all environmental media. |
| U | Not detected at the Reporting Limit (or MDL where applicable). |
| Analyte | The name of the particular compound or analysis performed. Some Analyses and Methods will have multiple analytes reported. |
| Dilution | If the sample matrix contains an interfering material, the sample preparation volume or weight values differ from the standard, or if concentrations of analytes in the sample are higher than the highest limit of concentration that the laboratory can accurately report, the sample may be diluted for analysis. If a value different than 1 is used in this field, the result reported has already been corrected for this factor. |
| Limits | These are the target % recovery ranges or % difference value that the laboratory has historically determined as normal for the method and analyte being reported. Successful QC Sample analysis will target all analytes recovered or duplicated within these ranges. |
| Original Sample | The non-spiked sample in the prep batch used to determine the Relative Percent Difference (RPD) from a quality control sample. The Original Sample may not be included within the reported SDG. |
| Qualifier | This column provides a letter and/or number designation that corresponds to additional information concerning the result reported. If a Qualifier is present, a definition per Qualifier is provided within the Glossary and Definitions page and potentially a discussion of possible implications of the Qualifier in the Case Narrative if applicable. |
| Result | The actual analytical final result (corrected for any sample specific characteristics) reported for your sample. If there was no measurable result returned for a specific analyte, the result in this column may state “ND” (Not Detected) or “BDL” (Below Detectable Levels). The information in the results column should always be accompanied by either an MDL (Method Detection Limit) or RDL (Reporting Detection Limit) that defines the lowest value that the laboratory could detect or report for this analyte. |
| Uncertainty (Radiochemistry) | Confidence level of 2 sigma. |
| Case Narrative (Cn) | A brief discussion about the included sample results, including a discussion of any non-conformances to protocol observed either at sample receipt by the laboratory from the field or during the analytical process. If present, there will be a section in the Case Narrative to discuss the meaning of any data qualifiers used in the report. |
| Quality Control Summary (Qc) | This section of the report includes the results of the laboratory quality control analyses required by procedure or analytical methods to assist in evaluating the validity of the results reported for your samples. These analyses are not being performed on your samples typically, but on laboratory generated material. |
| Sample Chain of Custody (Sc) | This is the document created in the field when your samples were initially collected. This is used to verify the time and date of collection, the person collecting the samples, and the analyses that the laboratory is requested to perform. This chain of custody also documents all persons (excluding commercial shippers) that have had control or possession of the samples from the time of collection until delivery to the laboratory for analysis. |
| Sample Results (Sr) | This section of your report will provide the results of all testing performed on your samples. These results are provided by sample ID and are separated by the analyses performed on each sample. The header line of each analysis section for each sample will provide the name and method number for the analysis reported. |
| Sample Summary (Ss) | This section of the Analytical Report defines the specific analyses performed for each sample ID, including the dates and times of preparation and/or analysis. |

| Qualifier | Description |
|---|---|
| E4 | Concentration estimated. Analyte was detected below laboratory minimum reporting level (MRL) but above MDL. |
| L1 | The associated blank spike recovery was above laboratory acceptance limits. |
| L2 | The associated blank spike recovery was below laboratory acceptance limits. |
| M1 | Matrix spike recovery was high, the method control sample recovery was acceptable. |
| M2 | Matrix spike recovery was low, the method control sample recovery was acceptable. |
| R7 | LFB/LFBD RPD exceeded the laboratory acceptance limit. Recovery met acceptance criteria. |

# ACCREDITATIONS & LOCATIONS

## Pace Analytical National 12065 Lebanon Rd Mount Juliet, TN 37122

| | | | |
|---|---|---|---|
| Alabama | 40660 | Nebraska | NE-OS-15-05 |
| Alaska | 17-026 | Nevada | TN000032021-1 |
| Arizona | AZ0612 | New Hampshire | 2975 |
| Arkansas | 88-0469 | New Jersey–NELAP | TN002 |
| California | 2932 | New Mexico [1] | TN00003 |
| Colorado | TN00003 | New York | 11742 |
| Connecticut | PH-0197 | North Carolina | Env375 |
| Florida | E87487 | North Carolina [1] | DW21704 |
| Georgia | NELAP | North Carolina [3] | 41 |
| Georgia [1] | 923 | North Dakota | R-140 |
| Idaho | TN00003 | Ohio–VAP | CL0069 |
| Illinois | 200008 | Oklahoma | 9915 |
| Indiana | C-TN-01 | Oregon | TN200002 |
| Iowa | 364 | Pennsylvania | 68-02979 |
| Kansas | E-10277 | Rhode Island | LAO000356 |
| Kentucky [1 6] | KY90010 | South Carolina | 84004002 |
| Kentucky [2] | 16 | South Dakota | n/a |
| Louisiana | AI30792 | Tennessee [1 4] | 2006 |
| Louisiana | LA018 | Texas | T104704245-20-18 |
| Maine | TN00003 | Texas [5] | LAB0152 |
| Maryland | 324 | Utah | TN000032021-11 |
| Massachusetts | M-TN003 | Vermont | VT2006 |
| Michigan | 9958 | Virginia | 110033 |
| Minnesota | 047-999-395 | Washington | C847 |
| Mississippi | TN00003 | West Virginia | 233 |
| Missouri | 340 | Wisconsin | 998093910 |
| Montana | CERT0086 | Wyoming | A2LA |
| A2LA – ISO 17025 | 1461.01 | AIHA-LAP,LLC EMLAP | 100789 |
| A2LA – ISO 17025 [5] | 1461.02 | DOD | 1461.01 |
| Canada | 1461.01 | USDA | P330-15-00234 |
| EPA–Crypto | TN00003 | | |

[1] Drinking Water [2] Underground Storage Tanks [3] Aquatic Toxicity [4] Chemical/Microbiological [5] Mold [6] Wastewater n/a Accreditation not applicable

* Not all certifications held by the laboratory are applicable to the results reported in the attached report.

* Accreditation is only applicable to the test methods specified on each scope of accreditation held by Pace Analytical.

Company Name/Address:
**Kinder Morgan - Rocklin, CA-AZ Work**

410 N.44th Street
Suite 1000
Phoenix. AZ 85008

Billing Information:
Accounts Payable- Alan Van Antwerp
9950 SAN DIEGO MISSION RD.
SAN DIEGO, CA 92108

Pres Chk

Report to: **Bob Forsberg**

Email To: bob.forsberg@arcadis-us.com;sascha.arnold@arcadis.com

Project Description: **KMEP Silvercroft Wash**

City/State Collected: TUCSON/AZ

Please Circle: PT MT CT ET

Phone: **602-438-0883**

Client Project # ~~30179444.01~~ 30207116

Lab Project # **KINARCPAZ-SILVERCROF**

Collected by (print): MS/SXA

Site/Facility ID # **SILVERCROFT WASH**

P.O. # **WD1046679**

Collected by (signature):

Immediately Packed on Ice N ___ Y X

***Rush?*** (Lab MUST Be Notified)
___ Same Day ___ Five Day
___ Next Day ___ 5 Day (Rad Only)
___ Two Day ___ 10 Day (Rad Only)
___ Three Day

Quote #

Date Results Needed: STD TAT

| Sample ID | Comp/Grab | Matrix * | Depth | Date | Time | No. of Cntrs | *NO2,NO3,SO4 125mlHDPE-NoPres | EEM RSK175 40mlAmb HCl | HOLD - NO2+NO3 250mlHDPE-H2SO4 | TDS 1L-HDPE NoPres | Total Fe 6010 250mlHDPE-HNO3 | VOCs+OXYs 8260 40mlAmb-HCl | Remarks | Sample # (lab only) |
|---|---|---|---|---|---|---|---|---|---|---|---|---|---|---|
| | | | | | | | | | L2 | | L2 | | | |
| MW-6 | GRAB | GW | | 03-06-2024 | 0907 | 18 | X | X | X | X | X | X | RUN MS/MSD | -01 |
| MW-28 | " | GW | 165' | " | 1002 | 9 | X | X | X | X | X | X | | -02 |
| ~~MW~~-28 DUP | " | GW | 165' | " | 1007 | 9 | X | X | X | X | X | X | | -03 |
| MW-32S | " | GW | 170' | " | 1108 | 9 | X | X | X | X | X | X | | -04 |
| MW-29S | " | GW | 170' | " | 1218 | 9 | X | X | X | X | X | X | | -05 |
| | | GW | | | | | | | | | | | | |
| | | GW | | | | | | | | | | | | |
| | | GW | | | | | | | | | | | | |
| | | GW | | | | | | | | | | | | |
| TRIP BLANK | ~~SPA~~ | ~~GW~~ | — | 03-06-2024 | — | 2 | | | | | | X | | -06 |

Chain of Custody Page 1 of 1

Pace
PEOPLE ADVANCING SCIENCE

**MT JULIET, TN**

12065 Lebanon Rd Mount Juliet, TN 37122
Submitting a sample via this chain of custody constitutes acknowledgment and acceptance of the Pace Terms and Conditions found at: https://info.pacelabs.com/hubfs/pas-standard-terms.pdf

SDG # L1127251110

Acctnum: **KINARCPAZ**
Template: **T190237**
Prelogin: **P1053889**
PM: **110 - Brian Ford**
PB:

Shipped Via:

* Matrix:
**SS** - Soil **AIR** - Air **F** - Filter
**GW** - Groundwater **B** - Bioassay
**WW** - WasteWater
**DW** - Drinking Water
**OT** - Other_____

**Remarks:*NO2,NO3 have a 48 hour holding time.**

SHIP VIA FEDEX

pH _____ Temp _____

Flow _____ Other _____

Samples returned via:
__ UPS __ FedEx __ Courier _____

Tracking # 8 6727 1916 1545

Sample Receipt Checklist

| | | |
|---|---|---|
| COC Seal Present/Intact: | NP | Y N |
| COC Signed/Accurate: | | Y N |
| Bottles arrive intact: | | Y N |
| Correct bottles used: | | Y N |
| Sufficient volume sent: | | Y N |
| If Applicable | | |
| VOA Zero Headspace: | | Y N |
| Preservation Correct/Checked: | | Y N |
| RAD Screen <0.5 mR/hr: | | Y N |

| Relinquished by : (Signature) | Date: | Time: | Received by: (Signature) |
|---|---|---|---|
| | 03-06-2024 | 1550 | SHIP-N-MAIL |
| Relinquished by : (Signature) | Date: | Time: | Received by: (Signature) |
| | | | |
| Relinquished by : (Signature) | Date: | Time: | Received for lab by: (Signature) |
| | | | |

Trip Blank Received: Yes / No
HCL / MeoH
TBR
2

Temp: 0.3+0=0.3 °C Bottles Received: 56

Date: 03/07/24 Time: 0900

PH-10BDH6021 TRC-2362362
CR6-20221V

Date/Time

Hold:

Condition: NCF / OK

# ANALYTICAL REPORT

March 15, 2024



## Kinder Morgan - Rocklin, CA-AZ Work

| | |
|---|---|
| Sample Delivery Group: | L1712728 |
| Samples Received: | 03/07/2024 |
| Project Number: | 30207116 |
| Description: | KMEP Silvercroft Wash |
| Site: | SILVERCROFT WASH |
| Report To: | Bob Forsberg<br>410 N.44th Street<br>Suite 1000<br>Phoenix, AZ 85008 |

Entire Report Reviewed By:

Brian Ford

Project Manager

Results relate only to the items tested or calibrated and are reported as rounded values. This test report shall not be reproduced, except in full, without written approval of the laboratory. Where applicable, sampling conducted by Pace Analytical National is performed per guidance provided in laboratory standard operating procedures ENV-SOP-MTJL-0067 and ENV-SOP-MTJL-0068. Where sampling conducted by the customer, results relate to the accuracy of the information provided, and as the samples are received.

**Pace Analytical National**

12065 Lebanon Rd Mount Juliet, TN 37122 615-758-5858 800-767-5859 www.pacenational.com

# TABLE OF CONTENTS


Cp: Cover Page 1

Tc: Table of Contents 2

Ss: Sample Summary 3

Cn: Case Narrative 4

Sr: Sample Results 5

WR-463A L1712728-01 5

R-079A L1712728-02 7

TRIP BLANK L1712728-03 9

Qc: Quality Control Summary 11

Gravimetric Analysis by Method 2540 C-2011 11

Wet Chemistry by Method 9056A 13

Metals (ICP) by Method 6010D 15

Volatile Organic Compounds (GC) by Method RSK175 16

Volatile Organic Compounds (GC/MS) by Method 8260B 18

Is: Internal Standard Summary 28

Volatile Organic Compounds (GC/MS) by Method 8260B 28

Gl: Glossary of Terms 29

Al: Accreditations & Locations 30

Sc: Sample Chain of Custody 31

# SAMPLE SUMMARY

## WR-463A L1712728-01 GW

Collected by: MS/ SXA | Collected date/time: 03/06/24 13:42 | Received date/time: 03/07/24 09:00

| Method | Batch | Dilution | Preparation date/time | Analysis date/time | Analyst | Location |
|---|---|---|---|---|---|---|
| Gravimetric Analysis by Method 2540 C-2011 | WG2244677 | 1 | 03/12/24 14:28 | 03/13/24 11:25 | JAC | Mt. Juliet, TN |
| Wet Chemistry by Method 9056A | WG2242275 | 1 | 03/08/24 07:44 | 03/08/24 07:44 | GEB | Mt. Juliet, TN |
| Metals (ICP) by Method 6010D | WG2242472 | 1 | 03/11/24 07:30 | 03/11/24 12:59 | ZSA | Mt. Juliet, TN |
| Volatile Organic Compounds (GC) by Method RSK175 | WG2242478 | 1 | 03/10/24 12:10 | 03/10/24 12:10 | CCM | Mt. Juliet, TN |
| Volatile Organic Compounds (GC/MS) by Method 8260B | WG2243713 | 1 | 03/10/24 19:39 | 03/10/24 19:39 | DYW | Mt. Juliet, TN |

## R-079A L1712728-02 GW

Collected by: MS/ SXA | Collected date/time: 03/06/24 14:40 | Received date/time: 03/07/24 09:00

| Method | Batch | Dilution | Preparation date/time | Analysis date/time | Analyst | Location |
|---|---|---|---|---|---|---|
| Gravimetric Analysis by Method 2540 C-2011 | WG2244650 | 1 | 03/12/24 12:44 | 03/13/24 08:37 | JAC | Mt. Juliet, TN |
| Wet Chemistry by Method 9056A | WG2242275 | 1 | 03/08/24 09:08 | 03/08/24 09:08 | GEB | Mt. Juliet, TN |
| Metals (ICP) by Method 6010D | WG2242472 | 1 | 03/11/24 07:30 | 03/11/24 13:10 | ZSA | Mt. Juliet, TN |
| Volatile Organic Compounds (GC) by Method RSK175 | WG2242478 | 1 | 03/10/24 12:14 | 03/10/24 12:14 | CCM | Mt. Juliet, TN |
| Volatile Organic Compounds (GC/MS) by Method 8260B | WG2243713 | 1 | 03/10/24 19:59 | 03/10/24 19:59 | DYW | Mt. Juliet, TN |

## TRIP BLANK L1712728-03 GW

Collected by: MS/ SXA | Collected date/time: 03/06/24 00:00 | Received date/time: 03/07/24 09:00

| Method | Batch | Dilution | Preparation date/time | Analysis date/time | Analyst | Location |
|---|---|---|---|---|---|---|
| Volatile Organic Compounds (GC/MS) by Method 8260B | WG2243713 | 1 | 03/10/24 17:56 | 03/10/24 17:56 | DYW | Mt. Juliet, TN |

# CASE NARRATIVE

All sample aliquots were received at the correct temperature, in the proper containers, with the appropriate preservatives, and within method specified holding times, unless qualified or notated within the report. Where applicable, all MDL (LOD) and RDL (LOQ) values reported for environmental samples have been corrected for the dilution factor used in the analysis. All Method and Batch Quality Control are within established criteria except where addressed in this case narrative, a non-conformance form or properly qualified within the sample results. By my digital signature below, I affirm to the best of my knowledge, all problems/anomalies observed by the laboratory as having the potential to affect the quality of the data have been identified by the laboratory, and no information or data have been knowingly withheld that would affect the quality of the data.

Brian Ford
Project Manager

## Gravimetric Analysis by Method 2540 C-2011

| Analyte | Result mg/l | Qualifier | RDL mg/l | Dilution | Analysis date / time | Batch |
|---|---|---|---|---|---|---|
| Dissolved Solids | 372 | | 10.0 | 1 | 03/13/2024 11:25 | WG2244677 |

## Wet Chemistry by Method 9056A

| Analyte | Result mg/l | Qualifier | RDL mg/l | Dilution | Analysis date / time | Batch |
|---|---|---|---|---|---|---|
| Nitrate | 5.51 | | 0.100 | 1 | 03/08/2024 07:44 | WG2242275 |
| Nitrite | ND | | 0.100 | 1 | 03/08/2024 07:44 | WG2242275 |
| Sulfate | 59.9 | M2 | 5.00 | 1 | 03/08/2024 07:44 | WG2242275 |

## Metals (ICP) by Method 6010D

| Analyte | Result mg/l | Qualifier | RDL mg/l | Dilution | Analysis date / time | Batch |
|---|---|---|---|---|---|---|
| Iron | ND | | 0.100 | 1 | 03/11/2024 12:59 | WG2242472 |

## Volatile Organic Compounds (GC) by Method RSK175

| Analyte | Result mg/l | Qualifier | RDL mg/l | Dilution | Analysis date / time | Batch |
|---|---|---|---|---|---|---|
| Methane | ND | | 0.0100 | 1 | 03/10/2024 12:10 | WG2242478 |
| Ethane | ND | | 0.0130 | 1 | 03/10/2024 12:10 | WG2242478 |
| Ethene | ND | | 0.0130 | 1 | 03/10/2024 12:10 | WG2242478 |

## Volatile Organic Compounds (GC/MS) by Method 8260B

| Analyte | Result mg/l | Qualifier | RDL mg/l | Dilution | Analysis date / time | Batch |
|---|---|---|---|---|---|---|
| Acetone | ND | | 0.0500 | 1 | 03/10/2024 19:39 | WG2243713 |
| Acrylonitrile | ND | | 0.0100 | 1 | 03/10/2024 19:39 | WG2243713 |
| Benzene | ND | | 0.00100 | 1 | 03/10/2024 19:39 | WG2243713 |
| Bromobenzene | ND | | 0.00100 | 1 | 03/10/2024 19:39 | WG2243713 |
| Bromochloromethane | ND | | 0.00100 | 1 | 03/10/2024 19:39 | WG2243713 |
| Bromodichloromethane | ND | | 0.00100 | 1 | 03/10/2024 19:39 | WG2243713 |
| Bromoform | ND | | 0.00100 | 1 | 03/10/2024 19:39 | WG2243713 |
| Bromomethane | ND | | 0.00500 | 1 | 03/10/2024 19:39 | WG2243713 |
| n-Butylbenzene | ND | | 0.00100 | 1 | 03/10/2024 19:39 | WG2243713 |
| sec-Butylbenzene | ND | | 0.00100 | 1 | 03/10/2024 19:39 | WG2243713 |
| tert-Butylbenzene | ND | | 0.00100 | 1 | 03/10/2024 19:39 | WG2243713 |
| Carbon tetrachloride | ND | | 0.00100 | 1 | 03/10/2024 19:39 | WG2243713 |
| Carbon disulfide | ND | | 0.00100 | 1 | 03/10/2024 19:39 | WG2243713 |
| Chlorobenzene | ND | | 0.00100 | 1 | 03/10/2024 19:39 | WG2243713 |
| Chlorodibromomethane | ND | | 0.00100 | 1 | 03/10/2024 19:39 | WG2243713 |
| Chloroethane | ND | | 0.00500 | 1 | 03/10/2024 19:39 | WG2243713 |
| Chloroform | ND | | 0.00500 | 1 | 03/10/2024 19:39 | WG2243713 |
| Chloromethane | ND | | 0.00250 | 1 | 03/10/2024 19:39 | WG2243713 |
| 1,2-Dibromo-3-Chloropropane | ND | | 0.00500 | 1 | 03/10/2024 19:39 | WG2243713 |
| 1,2-Dibromoethane | ND | | 0.00100 | 1 | 03/10/2024 19:39 | WG2243713 |
| Dibromomethane | ND | | 0.00100 | 1 | 03/10/2024 19:39 | WG2243713 |
| 1,2-Dichlorobenzene | ND | | 0.00100 | 1 | 03/10/2024 19:39 | WG2243713 |
| 1,3-Dichlorobenzene | ND | | 0.00100 | 1 | 03/10/2024 19:39 | WG2243713 |
| 1,4-Dichlorobenzene | ND | | 0.00100 | 1 | 03/10/2024 19:39 | WG2243713 |
| trans-1,4-Dichloro-2-butene | ND | | 0.00250 | 1 | 03/10/2024 19:39 | WG2243713 |
| Dichlorodifluoromethane | ND | | 0.00500 | 1 | 03/10/2024 19:39 | WG2243713 |
| 1,1-Dichloroethane | ND | | 0.00100 | 1 | 03/10/2024 19:39 | WG2243713 |
| 1,2-Dichloroethane | ND | | 0.00100 | 1 | 03/10/2024 19:39 | WG2243713 |
| 1,1-Dichloroethene | ND | | 0.00100 | 1 | 03/10/2024 19:39 | WG2243713 |
| cis-1,2-Dichloroethene | ND | | 0.00100 | 1 | 03/10/2024 19:39 | WG2243713 |

## Volatile Organic Compounds (GC/MS) by Method 8260B

| Analyte | Result mg/l | Qualifier | RDL mg/l | Dilution | Analysis date / time | Batch |
|---|---|---|---|---|---|---|
| trans-1,2-Dichloroethene | ND | | 0.00100 | 1 | 03/10/2024 19:39 | WG2243713 |
| 1,2-Dichloropropane | ND | | 0.00100 | 1 | 03/10/2024 19:39 | WG2243713 |
| cis-1,3-Dichloropropene | ND | | 0.00100 | 1 | 03/10/2024 19:39 | WG2243713 |
| trans-1,3-Dichloropropene | ND | | 0.00100 | 1 | 03/10/2024 19:39 | WG2243713 |
| Ethylbenzene | ND | | 0.00100 | 1 | 03/10/2024 19:39 | WG2243713 |
| Hexachloro-1,3-butadiene | ND | | 0.00100 | 1 | 03/10/2024 19:39 | WG2243713 |
| 2-Hexanone | ND | | 0.0100 | 1 | 03/10/2024 19:39 | WG2243713 |
| 2-Butanone (MEK) | ND | | 0.0100 | 1 | 03/10/2024 19:39 | WG2243713 |
| Iodomethane | ND | | 0.0100 | 1 | 03/10/2024 19:39 | WG2243713 |
| Methylene Chloride | ND | | 0.00500 | 1 | 03/10/2024 19:39 | WG2243713 |
| 4-Methyl-2-pentanone (MIBK) | ND | | 0.0100 | 1 | 03/10/2024 19:39 | WG2243713 |
| Naphthalene | ND | L2 | 0.00500 | 1 | 03/10/2024 19:39 | WG2243713 |
| n-Propylbenzene | ND | | 0.00100 | 1 | 03/10/2024 19:39 | WG2243713 |
| Styrene | ND | | 0.00100 | 1 | 03/10/2024 19:39 | WG2243713 |
| 1,1,1,2-Tetrachloroethane | ND | | 0.00100 | 1 | 03/10/2024 19:39 | WG2243713 |
| 1,1,2,2-Tetrachloroethane | ND | | 0.00100 | 1 | 03/10/2024 19:39 | WG2243713 |
| 1,1,2-Trichlorotrifluoroethane | ND | | 0.00100 | 1 | 03/10/2024 19:39 | WG2243713 |
| Tetrachloroethene | ND | | 0.00100 | 1 | 03/10/2024 19:39 | WG2243713 |
| Toluene | ND | | 0.00100 | 1 | 03/10/2024 19:39 | WG2243713 |
| 1,2,4-Trichlorobenzene | ND | | 0.00100 | 1 | 03/10/2024 19:39 | WG2243713 |
| 1,1,1-Trichloroethane | ND | | 0.00100 | 1 | 03/10/2024 19:39 | WG2243713 |
| 1,1,2-Trichloroethane | ND | | 0.00100 | 1 | 03/10/2024 19:39 | WG2243713 |
| Trichloroethene | ND | | 0.00100 | 1 | 03/10/2024 19:39 | WG2243713 |
| Trichlorofluoromethane | ND | | 0.00500 | 1 | 03/10/2024 19:39 | WG2243713 |
| 1,2,3-Trichloropropane | ND | | 0.00250 | 1 | 03/10/2024 19:39 | WG2243713 |
| 1,2,4-Trimethylbenzene | ND | | 0.00100 | 1 | 03/10/2024 19:39 | WG2243713 |
| 1,3,5-Trimethylbenzene | ND | | 0.00100 | 1 | 03/10/2024 19:39 | WG2243713 |
| Vinyl acetate | ND | L1 M1 | 0.0100 | 1 | 03/10/2024 19:39 | WG2243713 |
| Vinyl chloride | ND | | 0.00100 | 1 | 03/10/2024 19:39 | WG2243713 |
| Xylenes, Total | ND | | 0.00300 | 1 | 03/10/2024 19:39 | WG2243713 |
| Di-isopropyl ether | ND | | 0.00100 | 1 | 03/10/2024 19:39 | WG2243713 |
| Ethanol | ND | | 0.100 | 1 | 03/10/2024 19:39 | WG2243713 |
| Ethyl tert-butyl ether | ND | | 0.00100 | 1 | 03/10/2024 19:39 | WG2243713 |
| Methyl tert-butyl ether | ND | | 0.00100 | 1 | 03/10/2024 19:39 | WG2243713 |
| tert-Butyl alcohol | ND | | 0.00500 | 1 | 03/10/2024 19:39 | WG2243713 |
| tert-Amyl Methyl Ether | ND | | 0.00100 | 1 | 03/10/2024 19:39 | WG2243713 |
| *(S) Toluene-d8* | *102* | | *80.0-120* | | *03/10/2024 19:39* | WG2243713 |
| *(S) 4-Bromofluorobenzene* | *99.3* | | *77.0-126* | | *03/10/2024 19:39* | WG2243713 |
| *(S) 1,2-Dichloroethane-d4* | *99.5* | | *70.0-130* | | *03/10/2024 19:39* | WG2243713 |

## Gravimetric Analysis by Method 2540 C-2011

| Analyte | Result mg/l | Qualifier | RDL mg/l | Dilution | Analysis date / time | Batch |
|---|---|---|---|---|---|---|
| Dissolved Solids | 675 | | 13.3 | 1 | 03/13/2024 08:37 | WG2244650 |

## Wet Chemistry by Method 9056A

| Analyte | Result mg/l | Qualifier | RDL mg/l | Dilution | Analysis date / time | Batch |
|---|---|---|---|---|---|---|
| Nitrate | 5.44 | | 0.100 | 1 | 03/08/2024 09:08 | WG2242275 |
| Nitrite | ND | | 0.100 | 1 | 03/08/2024 09:08 | WG2242275 |
| Sulfate | 60.9 | | 5.00 | 1 | 03/08/2024 09:08 | WG2242275 |

## Metals (ICP) by Method 6010D

| Analyte | Result mg/l | Qualifier | RDL mg/l | Dilution | Analysis date / time | Batch |
|---|---|---|---|---|---|---|
| Iron | 0.304 | B1 | 0.100 | 1 | 03/11/2024 13:10 | WG2242472 |

## Volatile Organic Compounds (GC) by Method RSK175

| Analyte | Result mg/l | Qualifier | RDL mg/l | Dilution | Analysis date / time | Batch |
|---|---|---|---|---|---|---|
| Methane | ND | | 0.0100 | 1 | 03/10/2024 12:14 | WG2242478 |
| Ethane | ND | | 0.0130 | 1 | 03/10/2024 12:14 | WG2242478 |
| Ethene | ND | | 0.0130 | 1 | 03/10/2024 12:14 | WG2242478 |

## Volatile Organic Compounds (GC/MS) by Method 8260B

| Analyte | Result mg/l | Qualifier | RDL mg/l | Dilution | Analysis date / time | Batch |
|---|---|---|---|---|---|---|
| Acetone | ND | | 0.0500 | 1 | 03/10/2024 19:59 | WG2243713 |
| Acrylonitrile | ND | | 0.0100 | 1 | 03/10/2024 19:59 | WG2243713 |
| Benzene | ND | | 0.00100 | 1 | 03/10/2024 19:59 | WG2243713 |
| Bromobenzene | ND | | 0.00100 | 1 | 03/10/2024 19:59 | WG2243713 |
| Bromochloromethane | ND | | 0.00100 | 1 | 03/10/2024 19:59 | WG2243713 |
| Bromodichloromethane | ND | | 0.00100 | 1 | 03/10/2024 19:59 | WG2243713 |
| Bromoform | ND | | 0.00100 | 1 | 03/10/2024 19:59 | WG2243713 |
| Bromomethane | ND | | 0.00500 | 1 | 03/10/2024 19:59 | WG2243713 |
| n-Butylbenzene | ND | | 0.00100 | 1 | 03/10/2024 19:59 | WG2243713 |
| sec-Butylbenzene | ND | | 0.00100 | 1 | 03/10/2024 19:59 | WG2243713 |
| tert-Butylbenzene | ND | | 0.00100 | 1 | 03/10/2024 19:59 | WG2243713 |
| Carbon tetrachloride | ND | | 0.00100 | 1 | 03/10/2024 19:59 | WG2243713 |
| Carbon disulfide | ND | | 0.00100 | 1 | 03/10/2024 19:59 | WG2243713 |
| Chlorobenzene | ND | | 0.00100 | 1 | 03/10/2024 19:59 | WG2243713 |
| Chlorodibromomethane | ND | | 0.00100 | 1 | 03/10/2024 19:59 | WG2243713 |
| Chloroethane | ND | R7 | 0.00500 | 1 | 03/10/2024 19:59 | WG2243713 |
| Chloroform | ND | | 0.00500 | 1 | 03/10/2024 19:59 | WG2243713 |
| Chloromethane | ND | | 0.00250 | 1 | 03/10/2024 19:59 | WG2243713 |
| 1,2-Dibromo-3-Chloropropane | ND | | 0.00500 | 1 | 03/10/2024 19:59 | WG2243713 |
| 1,2-Dibromoethane | ND | | 0.00100 | 1 | 03/10/2024 19:59 | WG2243713 |
| Dibromomethane | ND | | 0.00100 | 1 | 03/10/2024 19:59 | WG2243713 |
| 1,2-Dichlorobenzene | ND | | 0.00100 | 1 | 03/10/2024 19:59 | WG2243713 |
| 1,3-Dichlorobenzene | ND | | 0.00100 | 1 | 03/10/2024 19:59 | WG2243713 |
| 1,4-Dichlorobenzene | ND | | 0.00100 | 1 | 03/10/2024 19:59 | WG2243713 |
| trans-1,4-Dichloro-2-butene | ND | | 0.00250 | 1 | 03/10/2024 19:59 | WG2243713 |
| Dichlorodifluoromethane | ND | | 0.00500 | 1 | 03/10/2024 19:59 | WG2243713 |
| 1,1-Dichloroethane | ND | | 0.00100 | 1 | 03/10/2024 19:59 | WG2243713 |
| 1,2-Dichloroethane | ND | | 0.00100 | 1 | 03/10/2024 19:59 | WG2243713 |
| 1,1-Dichloroethene | ND | | 0.00100 | 1 | 03/10/2024 19:59 | WG2243713 |
| cis-1,2-Dichloroethene | 0.00102 | | 0.00100 | 1 | 03/10/2024 19:59 | WG2243713 |

## Volatile Organic Compounds (GC/MS) by Method 8260B

| Analyte | Result mg/l | Qualifier | RDL mg/l | Dilution | Analysis date / time | Batch |
|---|---|---|---|---|---|---|
| trans-1,2-Dichloroethene | ND | | 0.00100 | 1 | 03/10/2024 19:59 | WG2243713 |
| 1,2-Dichloropropane | ND | | 0.00100 | 1 | 03/10/2024 19:59 | WG2243713 |
| cis-1,3-Dichloropropene | ND | | 0.00100 | 1 | 03/10/2024 19:59 | WG2243713 |
| trans-1,3-Dichloropropene | ND | | 0.00100 | 1 | 03/10/2024 19:59 | WG2243713 |
| Ethylbenzene | ND | | 0.00100 | 1 | 03/10/2024 19:59 | WG2243713 |
| Hexachloro-1,3-butadiene | ND | | 0.00100 | 1 | 03/10/2024 19:59 | WG2243713 |
| 2-Hexanone | ND | | 0.0100 | 1 | 03/10/2024 19:59 | WG2243713 |
| 2-Butanone (MEK) | ND | | 0.0100 | 1 | 03/10/2024 19:59 | WG2243713 |
| Iodomethane | ND | | 0.0100 | 1 | 03/10/2024 19:59 | WG2243713 |
| Methylene Chloride | ND | | 0.00500 | 1 | 03/10/2024 19:59 | WG2243713 |
| 4-Methyl-2-pentanone (MIBK) | ND | | 0.0100 | 1 | 03/10/2024 19:59 | WG2243713 |
| Naphthalene | ND | L2 | 0.00500 | 1 | 03/10/2024 19:59 | WG2243713 |
| n-Propylbenzene | ND | | 0.00100 | 1 | 03/10/2024 19:59 | WG2243713 |
| Styrene | ND | | 0.00100 | 1 | 03/10/2024 19:59 | WG2243713 |
| 1,1,1,2-Tetrachloroethane | ND | | 0.00100 | 1 | 03/10/2024 19:59 | WG2243713 |
| 1,1,2,2-Tetrachloroethane | ND | | 0.00100 | 1 | 03/10/2024 19:59 | WG2243713 |
| 1,1,2-Trichlorotrifluoroethane | ND | | 0.00100 | 1 | 03/10/2024 19:59 | WG2243713 |
| Tetrachloroethene | 0.00190 | | 0.00100 | 1 | 03/10/2024 19:59 | WG2243713 |
| Toluene | ND | | 0.00100 | 1 | 03/10/2024 19:59 | WG2243713 |
| 1,2,4-Trichlorobenzene | ND | | 0.00100 | 1 | 03/10/2024 19:59 | WG2243713 |
| 1,1,1-Trichloroethane | ND | | 0.00100 | 1 | 03/10/2024 19:59 | WG2243713 |
| 1,1,2-Trichloroethane | ND | | 0.00100 | 1 | 03/10/2024 19:59 | WG2243713 |
| Trichloroethene | ND | | 0.00100 | 1 | 03/10/2024 19:59 | WG2243713 |
| Trichlorofluoromethane | ND | | 0.00500 | 1 | 03/10/2024 19:59 | WG2243713 |
| 1,2,3-Trichloropropane | ND | | 0.00250 | 1 | 03/10/2024 19:59 | WG2243713 |
| 1,2,4-Trimethylbenzene | ND | | 0.00100 | 1 | 03/10/2024 19:59 | WG2243713 |
| 1,3,5-Trimethylbenzene | ND | | 0.00100 | 1 | 03/10/2024 19:59 | WG2243713 |
| Vinyl acetate | ND | L1 | 0.0100 | 1 | 03/10/2024 19:59 | WG2243713 |
| Vinyl chloride | ND | | 0.00100 | 1 | 03/10/2024 19:59 | WG2243713 |
| Xylenes, Total | ND | | 0.00300 | 1 | 03/10/2024 19:59 | WG2243713 |
| Di-isopropyl ether | ND | | 0.00100 | 1 | 03/10/2024 19:59 | WG2243713 |
| Ethanol | ND | | 0.100 | 1 | 03/10/2024 19:59 | WG2243713 |
| Ethyl tert-butyl ether | ND | | 0.00100 | 1 | 03/10/2024 19:59 | WG2243713 |
| Methyl tert-butyl ether | ND | | 0.00100 | 1 | 03/10/2024 19:59 | WG2243713 |
| tert-Butyl alcohol | ND | | 0.00500 | 1 | 03/10/2024 19:59 | WG2243713 |
| tert-Amyl Methyl Ether | ND | | 0.00100 | 1 | 03/10/2024 19:59 | WG2243713 |
| *(S) Toluene-d8* | *103* | | *80.0-120* | | *03/10/2024 19:59* | WG2243713 |
| *(S) 4-Bromofluorobenzene* | *98.5* | | *77.0-126* | | *03/10/2024 19:59* | WG2243713 |
| *(S) 1,2-Dichloroethane-d4* | *98.7* | | *70.0-130* | | *03/10/2024 19:59* | WG2243713 |

## Volatile Organic Compounds (GC/MS) by Method 8260B

| Analyte | Result mg/l | Qualifier | RDL mg/l | Dilution | Analysis date / time | Batch |
|---|---|---|---|---|---|---|
| Acetone | ND | | 0.0500 | 1 | 03/10/2024 17:56 | WG2243713 |
| Acrylonitrile | ND | | 0.0100 | 1 | 03/10/2024 17:56 | WG2243713 |
| Benzene | ND | | 0.00100 | 1 | 03/10/2024 17:56 | WG2243713 |
| Bromobenzene | ND | | 0.00100 | 1 | 03/10/2024 17:56 | WG2243713 |
| Bromochloromethane | ND | | 0.00100 | 1 | 03/10/2024 17:56 | WG2243713 |
| Bromodichloromethane | ND | | 0.00100 | 1 | 03/10/2024 17:56 | WG2243713 |
| Bromoform | ND | | 0.00100 | 1 | 03/10/2024 17:56 | WG2243713 |
| Bromomethane | ND | | 0.00500 | 1 | 03/10/2024 17:56 | WG2243713 |
| n-Butylbenzene | ND | | 0.00100 | 1 | 03/10/2024 17:56 | WG2243713 |
| sec-Butylbenzene | ND | | 0.00100 | 1 | 03/10/2024 17:56 | WG2243713 |
| tert-Butylbenzene | ND | | 0.00100 | 1 | 03/10/2024 17:56 | WG2243713 |
| Carbon tetrachloride | ND | | 0.00100 | 1 | 03/10/2024 17:56 | WG2243713 |
| Carbon disulfide | ND | | 0.00100 | 1 | 03/10/2024 17:56 | WG2243713 |
| Chlorobenzene | ND | | 0.00100 | 1 | 03/10/2024 17:56 | WG2243713 |
| Chlorodibromomethane | ND | | 0.00100 | 1 | 03/10/2024 17:56 | WG2243713 |
| Chloroethane | ND | R7 | 0.00500 | 1 | 03/10/2024 17:56 | WG2243713 |
| Chloroform | ND | | 0.00500 | 1 | 03/10/2024 17:56 | WG2243713 |
| Chloromethane | ND | | 0.00250 | 1 | 03/10/2024 17:56 | WG2243713 |
| 1,2-Dibromo-3-Chloropropane | ND | | 0.00500 | 1 | 03/10/2024 17:56 | WG2243713 |
| 1,2-Dibromoethane | ND | | 0.00100 | 1 | 03/10/2024 17:56 | WG2243713 |
| Dibromomethane | ND | | 0.00100 | 1 | 03/10/2024 17:56 | WG2243713 |
| 1,2-Dichlorobenzene | ND | | 0.00100 | 1 | 03/10/2024 17:56 | WG2243713 |
| 1,3-Dichlorobenzene | ND | | 0.00100 | 1 | 03/10/2024 17:56 | WG2243713 |
| 1,4-Dichlorobenzene | ND | | 0.00100 | 1 | 03/10/2024 17:56 | WG2243713 |
| trans-1,4-Dichloro-2-butene | ND | | 0.00250 | 1 | 03/10/2024 17:56 | WG2243713 |
| Dichlorodifluoromethane | ND | | 0.00500 | 1 | 03/10/2024 17:56 | WG2243713 |
| 1,1-Dichloroethane | ND | | 0.00100 | 1 | 03/10/2024 17:56 | WG2243713 |
| 1,2-Dichloroethane | ND | | 0.00100 | 1 | 03/10/2024 17:56 | WG2243713 |
| 1,1-Dichloroethene | ND | | 0.00100 | 1 | 03/10/2024 17:56 | WG2243713 |
| cis-1,2-Dichloroethene | ND | | 0.00100 | 1 | 03/10/2024 17:56 | WG2243713 |
| trans-1,2-Dichloroethene | ND | | 0.00100 | 1 | 03/10/2024 17:56 | WG2243713 |
| 1,2-Dichloropropane | ND | | 0.00100 | 1 | 03/10/2024 17:56 | WG2243713 |
| cis-1,3-Dichloropropene | ND | | 0.00100 | 1 | 03/10/2024 17:56 | WG2243713 |
| trans-1,3-Dichloropropene | ND | | 0.00100 | 1 | 03/10/2024 17:56 | WG2243713 |
| Ethylbenzene | ND | | 0.00100 | 1 | 03/10/2024 17:56 | WG2243713 |
| Hexachloro-1,3-butadiene | ND | | 0.00100 | 1 | 03/10/2024 17:56 | WG2243713 |
| 2-Hexanone | ND | | 0.0100 | 1 | 03/10/2024 17:56 | WG2243713 |
| 2-Butanone (MEK) | ND | | 0.0100 | 1 | 03/10/2024 17:56 | WG2243713 |
| Iodomethane | ND | | 0.0100 | 1 | 03/10/2024 17:56 | WG2243713 |
| Methylene Chloride | ND | | 0.00500 | 1 | 03/10/2024 17:56 | WG2243713 |
| 4-Methyl-2-pentanone (MIBK) | ND | | 0.0100 | 1 | 03/10/2024 17:56 | WG2243713 |
| Naphthalene | ND | L2 | 0.00500 | 1 | 03/10/2024 17:56 | WG2243713 |
| n-Propylbenzene | ND | | 0.00100 | 1 | 03/10/2024 17:56 | WG2243713 |
| Styrene | ND | | 0.00100 | 1 | 03/10/2024 17:56 | WG2243713 |
| 1,1,1,2-Tetrachloroethane | ND | | 0.00100 | 1 | 03/10/2024 17:56 | WG2243713 |
| 1,1,2,2-Tetrachloroethane | ND | | 0.00100 | 1 | 03/10/2024 17:56 | WG2243713 |
| 1,1,2-Trichlorotrifluoroethane | ND | | 0.00100 | 1 | 03/10/2024 17:56 | WG2243713 |
| Tetrachloroethene | ND | | 0.00100 | 1 | 03/10/2024 17:56 | WG2243713 |
| Toluene | ND | | 0.00100 | 1 | 03/10/2024 17:56 | WG2243713 |
| 1,2,4-Trichlorobenzene | ND | | 0.00100 | 1 | 03/10/2024 17:56 | WG2243713 |
| 1,1,1-Trichloroethane | ND | | 0.00100 | 1 | 03/10/2024 17:56 | WG2243713 |
| 1,1,2-Trichloroethane | ND | | 0.00100 | 1 | 03/10/2024 17:56 | WG2243713 |
| Trichloroethene | ND | | 0.00100 | 1 | 03/10/2024 17:56 | WG2243713 |
| Trichlorofluoromethane | ND | | 0.00500 | 1 | 03/10/2024 17:56 | WG2243713 |
| 1,2,3-Trichloropropane | ND | | 0.00250 | 1 | 03/10/2024 17:56 | WG2243713 |
| 1,2,4-Trimethylbenzene | ND | | 0.00100 | 1 | 03/10/2024 17:56 | WG2243713 |

## Volatile Organic Compounds (GC/MS) by Method 8260B

| Analyte | Result mg/l | Qualifier | RDL mg/l | Dilution | Analysis date / time | Batch |
|---|---|---|---|---|---|---|
| 1,3,5-Trimethylbenzene | ND | | 0.00100 | 1 | 03/10/2024 17:56 | WG2243713 |
| Vinyl acetate | ND | L1 | 0.0100 | 1 | 03/10/2024 17:56 | WG2243713 |
| Vinyl chloride | ND | | 0.00100 | 1 | 03/10/2024 17:56 | WG2243713 |
| Xylenes, Total | ND | | 0.00300 | 1 | 03/10/2024 17:56 | WG2243713 |
| Di-isopropyl ether | ND | | 0.00100 | 1 | 03/10/2024 17:56 | WG2243713 |
| Ethanol | ND | | 0.100 | 1 | 03/10/2024 17:56 | WG2243713 |
| Ethyl tert-butyl ether | ND | | 0.00100 | 1 | 03/10/2024 17:56 | WG2243713 |
| Methyl tert-butyl ether | ND | | 0.00100 | 1 | 03/10/2024 17:56 | WG2243713 |
| tert-Butyl alcohol | ND | | 0.00500 | 1 | 03/10/2024 17:56 | WG2243713 |
| tert-Amyl Methyl Ether | ND | | 0.00100 | 1 | 03/10/2024 17:56 | WG2243713 |
| *(S) Toluene-d8* | *103* | | *80.0-120* | | *03/10/2024 17:56* | WG2243713 |
| *(S) 4-Bromofluorobenzene* | *100* | | *77.0-126* | | *03/10/2024 17:56* | WG2243713 |
| *(S) 1,2-Dichloroethane-d4* | *98.6* | | *70.0-130* | | *03/10/2024 17:56* | WG2243713 |

## Method Blank (MB)

(MB) R4045862-1 03/13/24 08:37

| Analyte | MB Result mg/l | MB Qualifier | MB MDL mg/l | MB RDL mg/l |
|---|---|---|---|---|
| Dissolved Solids | U | | 10.0 | 10.0 |

## L1712680-04 Original Sample (OS) • Duplicate (DUP)

(OS) L1712680-04 03/13/24 08:37 • (DUP) R4045862-3 03/13/24 08:37

| Analyte | Original Result mg/l | DUP Result mg/l | Dilution | DUP RPD % | DUP Qualifier | DUP RPD Limits % |
|---|---|---|---|---|---|---|
| Dissolved Solids | 599 | 626 | 1 | 4.41 | | 10 |

## L1713746-04 Original Sample (OS) • Duplicate (DUP)

(OS) L1713746-04 03/13/24 08:37 • (DUP) R4045862-4 03/13/24 08:37

| Analyte | Original Result mg/l | DUP Result mg/l | Dilution | DUP RPD % | DUP Qualifier | DUP RPD Limits % |
|---|---|---|---|---|---|---|
| Dissolved Solids | 600 | 615 | 1 | 2.42 | | 10 |

## Laboratory Control Sample (LCS)

(LCS) R4045862-2 03/13/24 08:37

| Analyte | Spike Amount mg/l | LCS Result mg/l | LCS Rec. % | Rec. Limits % | LCS Qualifier |
|---|---|---|---|---|---|
| Dissolved Solids | 8800 | 8630 | 98.1 | 85.0-115 | |

## Method Blank (MB)

(MB) R4045860-1 03/13/24 11:25

| Analyte | MB Result mg/l | MB Qualifier | MB MDL mg/l | MB RDL mg/l |
|---|---|---|---|---|
| Dissolved Solids | U | E4 | 10.0 | 10.0 |

## L1713584-03 Original Sample (OS) • Duplicate (DUP)

(OS) L1713584-03 03/13/24 11:25 • (DUP) R4045860-3 03/13/24 11:25

| Analyte | Original Result mg/l | DUP Result mg/l | Dilution | DUP RPD % | DUP Qualifier | DUP RPD Limits % |
|---|---|---|---|---|---|---|
| Dissolved Solids | 697 | 703 | 1 | 0.763 | | 10 |

## L1713746-02 Original Sample (OS) • Duplicate (DUP)

(OS) L1713746-02 03/13/24 11:25 • (DUP) R4045860-4 03/13/24 11:25

| Analyte | Original Result mg/l | DUP Result mg/l | Dilution | DUP RPD % | DUP Qualifier | DUP RPD Limits % |
|---|---|---|---|---|---|---|
| Dissolved Solids | 465 | 466 | 1 | 0.215 | | 10 |

## Laboratory Control Sample (LCS)

(LCS) R4045860-2 03/13/24 11:25

| Analyte | Spike Amount mg/l | LCS Result mg/l | LCS Rec. % | Rec. Limits % | LCS Qualifier |
|---|---|---|---|---|---|
| Dissolved Solids | 8800 | 8520 | 96.8 | 85.0-115 | |

## Method Blank (MB)

(MB) R4045618-1 03/08/24 05:53

| Analyte | MB Result mg/l | MB Qualifier | MB MDL mg/l | MB RDL mg/l |
|---|---|---|---|---|
| Nitrate | U | | 0.0480 | 0.100 |
| Nitrite | U | | 0.0420 | 0.100 |
| Sulfate | U | | 0.594 | 5.00 |

## L1712728-01 Original Sample (OS) • Duplicate (DUP)

(OS) L1712728-01 03/08/24 07:44 • (DUP) R4045618-3 03/08/24 07:58

| Analyte | Original Result mg/l | DUP Result mg/l | Dilution | DUP RPD % | DUP Qualifier | DUP RPD Limits % |
|---|---|---|---|---|---|---|
| Nitrate | 5.51 | 5.41 | 1 | 1.76 | | 15 |
| Nitrite | ND | ND | 1 | 0.000 | | 15 |
| Sulfate | 59.9 | 59.9 | 1 | 0.0217 | | 15 |

## L1712199-01 Original Sample (OS) • Duplicate (DUP)

(OS) L1712199-01 03/08/24 12:50 • (DUP) R4045618-6 03/08/24 13:04

| Analyte | Original Result mg/l | DUP Result mg/l | Dilution | DUP RPD % | DUP Qualifier | DUP RPD Limits % |
|---|---|---|---|---|---|---|
| Nitrate | 3.44 | 3.44 | 1 | 0.0989 | | 15 |
| Nitrite | ND | ND | 1 | 0.000 | | 15 |
| Sulfate | 11.1 | 11.1 | 1 | 0.298 | | 15 |

## Laboratory Control Sample (LCS)

(LCS) R4045618-2 03/08/24 06:07

| Analyte | Spike Amount mg/l | LCS Result mg/l | LCS Rec. % | Rec. Limits % | LCS Qualifier |
|---|---|---|---|---|---|
| Nitrate | 8.00 | 7.88 | 98.6 | 80.0-120 | |
| Nitrite | 8.00 | 7.85 | 98.1 | 80.0-120 | |
| Sulfate | 40.0 | 40.3 | 101 | 80.0-120 | |

## L1712728-01 Original Sample (OS) • Matrix Spike (MS) • Matrix Spike Duplicate (MSD)

(OS) L1712728-01 03/08/24 07:44 • (MS) R4045618-4 03/08/24 08:40 • (MSD) R4045618-5 03/08/24 08:54

| Analyte | Spike Amount mg/l | Original Result mg/l | MS Result mg/l | MSD Result mg/l | MS Rec. % | MSD Rec. % | Dilution | Rec. Limits % | MS Qualifier | MSD Qualifier | RPD % | RPD Limits % |
|---|---|---|---|---|---|---|---|---|---|---|---|---|
| Nitrate | 8.00 | 5.51 | 12.7 | 12.7 | 89.9 | 89.4 | 1 | 80.0-120 | | | 0.270 | 15 |
| Nitrite | 8.00 | ND | 7.59 | 7.58 | 94.9 | 94.7 | 1 | 80.0-120 | | | 0.202 | 15 |
| Sulfate | 40.0 | 59.9 | 86.1 | 85.9 | 65.6 | 65.0 | 1 | 80.0-120 | M2 | M2 | 0.302 | 15 |

## L1712199-01 Original Sample (OS) • Matrix Spike (MS)

(OS) L1712199-01 03/08/24 12:50 • (MS) R4045618-7 03/08/24 13:18

| Analyte | Spike Amount mg/l | Original Result mg/l | MS Result mg/l | MS Rec. % | Dilution | Rec. Limits % | MS Qualifier |
|---|---|---|---|---|---|---|---|
| Nitrate | 8.00 | 3.44 | 10.9 | 92.9 | 1 | 80.0-120 | |
| Nitrite | 8.00 | ND | 8.72 | 109 | 1 | 80.0-120 | |
| Sulfate | 40.0 | 11.1 | 46.3 | 87.9 | 1 | 80.0-120 | |

# QUALITY CONTROL SUMMARY

L1712728-01,02

## Method Blank (MB)

(MB) R4044184-1 03/11/24 12:54

| Analyte | MB Result mg/l | MB Qualifier | MB MDL mg/l | MB RDL mg/l |
|---|---|---|---|---|
| Iron | 0.0392 | E4 | 0.0180 | 0.100 |

## Laboratory Control Sample (LCS)

(LCS) R4044184-2 03/11/24 12:56

| Analyte | Spike Amount mg/l | LCS Result mg/l | LCS Rec. % | Rec. Limits % | LCS Qualifier |
|---|---|---|---|---|---|
| Iron | 10.0 | 9.84 | 98.4 | 80.0-120 | |

## L1712728-01 Original Sample (OS) • Matrix Spike (MS) • Matrix Spike Duplicate (MSD)

(OS) L1712728-01 03/11/24 12:59 • (MS) R4044184-4 03/11/24 13:04 • (MSD) R4044184-5 03/11/24 13:07

| Analyte | Spike Amount mg/l | Original Result mg/l | MS Result mg/l | MSD Result mg/l | MS Rec. % | MSD Rec. % | Dilution | Rec. Limits % | MS Qualifier | MSD Qualifier | RPD % | RPD Limits % |
|---|---|---|---|---|---|---|---|---|---|---|---|---|
| Iron | 10.0 | ND | 9.92 | 10.1 | 98.7 | 100 | 1 | 75.0-125 | | | 1.48 | 20 |

## Method Blank (MB)

(MB) R4043691-2 03/10/24 11:31

| Analyte | MB Result mg/l | MB Qualifier | MB MDL mg/l | MB RDL mg/l |
|---|---|---|---|---|
| Methane | U | | 0.00291 | 0.0100 |
| Ethane | U | | 0.00407 | 0.0130 |
| Ethene | U | | 0.00426 | 0.0130 |

## L1712725-02 Original Sample (OS) • Duplicate (DUP)

(OS) L1712725-02 03/10/24 11:36 • (DUP) R4043691-3 03/10/24 12:36

| Analyte | Original Result mg/l | DUP Result mg/l | Dilution | DUP RPD % | DUP Qualifier | DUP RPD Limits % |
|---|---|---|---|---|---|---|
| Methane | ND | ND | 1 | 0.000 | | 20 |
| Ethane | ND | ND | 1 | 0.000 | | 20 |
| Ethene | ND | ND | 1 | 0.000 | | 20 |

## L1712841-01 Original Sample (OS) • Duplicate (DUP)

(OS) L1712841-01 03/10/24 12:44 • (DUP) R4043691-4 03/10/24 13:59

| Analyte | Original Result mg/l | DUP Result mg/l | Dilution | DUP RPD % | DUP Qualifier | DUP RPD Limits % |
|---|---|---|---|---|---|---|
| Methane | ND | ND | 1 | 0.000 | | 20 |
| Ethane | ND | ND | 1 | 0.000 | | 20 |
| Ethene | ND | ND | 1 | 0.000 | | 20 |

## Laboratory Control Sample (LCS) • Laboratory Control Sample Duplicate (LCSD)

(LCS) R4043691-1 03/10/24 11:28 • (LCSD) R4043691-11 03/10/24 14:38

| Analyte | Spike Amount mg/l | LCS Result mg/l | LCSD Result mg/l | LCS Rec. % | LCSD Rec. % | Rec. Limits % | LCS Qualifier | LCSD Qualifier | RPD % | RPD Limits % |
|---|---|---|---|---|---|---|---|---|---|---|
| Methane | 0.0678 | 0.0690 | 0.0672 | 102 | 99.1 | 85.0-115 | | | 2.64 | 20 |
| Ethane | 0.129 | 0.124 | 0.122 | 96.1 | 94.6 | 85.0-115 | | | 1.63 | 20 |
| Ethene | 0.127 | 0.124 | 0.125 | 97.6 | 98.4 | 85.0-115 | | | 0.803 | 20 |

## L1712725-01 Original Sample (OS) • Matrix Spike (MS) • Matrix Spike Duplicate (MSD)

(OS) L1712725-01 03/10/24 11:34 • (MS) R4043691-5 03/10/24 14:20 • (MSD) R4043691-6 03/10/24 14:23

| Analyte | Spike Amount mg/l | Original Result mg/l | MS Result mg/l | MSD Result mg/l | MS Rec. % | MSD Rec. % | Dilution | Rec. Limits % | MS Qualifier | MSD Qualifier | RPD % | RPD Limits % |
|---|---|---|---|---|---|---|---|---|---|---|---|---|
| Methane | 0.0678 | ND | 0.0636 | 0.0673 | 93.8 | 99.3 | 1 | 50.0-150 | | | 5.65 | 20 |
| Ethane | 0.129 | ND | 0.123 | 0.124 | 95.3 | 96.1 | 1 | 50.0-150 | | | 0.810 | 20 |
| Ethene | 0.127 | ND | 0.124 | 0.124 | 97.6 | 97.6 | 1 | 50.0-150 | | | 0.000 | 20 |

## L1712728-01 Original Sample (OS) • Matrix Spike (MS) • Matrix Spike Duplicate (MSD)

(OS) L1712728-01 03/10/24 12:10 • (MS) R4043691-7 03/10/24 14:26 • (MSD) R4043691-8 03/10/24 14:29

| Analyte | Spike Amount mg/l | Original Result mg/l | MS Result mg/l | MSD Result mg/l | MS Rec. % | MSD Rec. % | Dilution | Rec. Limits % | MS Qualifier | MSD Qualifier | RPD % | RPD Limits % |
|---|---|---|---|---|---|---|---|---|---|---|---|---|
| Methane | 0.0678 | ND | 0.0642 | 0.0629 | 94.7 | 92.8 | 1 | 50.0-150 | | | 2.05 | 20 |
| Ethane | 0.129 | ND | 0.123 | 0.121 | 95.3 | 93.8 | 1 | 50.0-150 | | | 1.64 | 20 |
| Ethene | 0.127 | ND | 0.124 | 0.121 | 97.6 | 95.3 | 1 | 50.0-150 | | | 2.45 | 20 |

## L1712933-01 Original Sample (OS) • Matrix Spike (MS) • Matrix Spike Duplicate (MSD)

(OS) L1712933-01 03/10/24 12:57 • (MS) R4043691-9 03/10/24 14:32 • (MSD) R4043691-10 03/10/24 14:35

| Analyte | Spike Amount mg/l | Original Result mg/l | MS Result mg/l | MSD Result mg/l | MS Rec. % | MSD Rec. % | Dilution | Rec. Limits % | MS Qualifier | MSD Qualifier | RPD % | RPD Limits % |
|---|---|---|---|---|---|---|---|---|---|---|---|---|
| Methane | 0.0678 | ND | 0.0626 | 0.0656 | 92.3 | 96.8 | 1 | 50.0-150 | | | 4.68 | 20 |
| Ethane | 0.129 | ND | 0.121 | 0.122 | 93.8 | 94.6 | 1 | 50.0-150 | | | 0.823 | 20 |
| Ethene | 0.127 | ND | 0.122 | 0.122 | 96.1 | 96.1 | 1 | 50.0-150 | | | 0.000 | 20 |

## Method Blank (MB)

(MB) R4044016-3 03/10/24 13:51

| Analyte | MB Result mg/l | MB Qualifier | MB MDL mg/l | MB RDL mg/l |
|---|---|---|---|---|
| Acetone | U | | 0.0113 | 0.0500 |
| Acrylonitrile | U | | 0.000671 | 0.0100 |
| Benzene | U | | 0.0000941 | 0.00100 |
| Bromobenzene | U | | 0.000118 | 0.00100 |
| Bromochloromethane | U | | 0.000128 | 0.00100 |
| Bromodichloromethane | U | | 0.000136 | 0.00100 |
| Bromoform | U | | 0.000129 | 0.00100 |
| Bromomethane | U | | 0.000605 | 0.00500 |
| n-Butylbenzene | U | | 0.000157 | 0.00100 |
| sec-Butylbenzene | U | | 0.000125 | 0.00100 |
| tert-Butylbenzene | U | | 0.000127 | 0.00100 |
| Carbon tetrachloride | U | | 0.000128 | 0.00100 |
| Carbon disulfide | U | | 0.0000962 | 0.00100 |
| Chlorobenzene | U | | 0.000116 | 0.00100 |
| Chlorodibromomethane | U | | 0.000140 | 0.00100 |
| Chloroethane | U | | 0.000192 | 0.00500 |
| Chloroform | U | | 0.000111 | 0.00500 |
| Chloromethane | U | | 0.000960 | 0.00250 |
| 1,2-Dibromo-3-Chloropropane | U | | 0.000276 | 0.00500 |
| 1,2-Dibromoethane | U | | 0.000126 | 0.00100 |
| Dibromomethane | U | | 0.000122 | 0.00100 |
| 1,2-Dichlorobenzene | U | | 0.000107 | 0.00100 |
| 1,3-Dichlorobenzene | U | | 0.000110 | 0.00100 |
| 1,4-Dichlorobenzene | U | | 0.000120 | 0.00100 |
| trans-1,4-Dichloro-2-butene | U | | 0.000467 | 0.00250 |
| Dichlorodifluoromethane | U | | 0.000374 | 0.00500 |
| 1,1-Dichloroethane | U | | 0.000100 | 0.00100 |
| 1,2-Dichloroethane | U | | 0.0000819 | 0.00100 |
| 1,1-Dichloroethene | U | | 0.000188 | 0.00100 |
| cis-1,2-Dichloroethene | U | | 0.000126 | 0.00100 |
| trans-1,2-Dichloroethene | U | | 0.000149 | 0.00100 |
| 1,2-Dichloropropane | U | | 0.000149 | 0.00100 |
| cis-1,3-Dichloropropene | U | | 0.000111 | 0.00100 |
| trans-1,3-Dichloropropene | U | | 0.000118 | 0.00100 |
| Ethylbenzene | U | | 0.000137 | 0.00100 |
| Hexachloro-1,3-butadiene | U | | 0.000337 | 0.00100 |
| 2-Hexanone | U | | 0.000787 | 0.0100 |
| 2-Butanone (MEK) | U | | 0.00119 | 0.0100 |
| Iodomethane | U | | 0.00600 | 0.0100 |
| Methylene Chloride | U | | 0.000430 | 0.00500 |

## Method Blank (MB)

(MB) R4044016-3 03/10/24 13:51

| Analyte | MB Result mg/l | MB Qualifier | MB MDL mg/l | MB RDL mg/l |
|---|---|---|---|---|
| 4-Methyl-2-pentanone (MIBK) | U | | 0.000478 | 0.0100 |
| Naphthalene | U | | 0.00100 | 0.00500 |
| n-Propylbenzene | U | | 0.0000993 | 0.00100 |
| Styrene | U | | 0.000118 | 0.00100 |
| 1,1,1,2-Tetrachloroethane | U | | 0.000147 | 0.00100 |
| 1,1,2,2-Tetrachloroethane | U | | 0.000133 | 0.00100 |
| 1,1,2-Trichlorotrifluoroethane | U | | 0.000180 | 0.00100 |
| Tetrachloroethene | U | | 0.000300 | 0.00100 |
| Toluene | U | | 0.000278 | 0.00100 |
| 1,2,4-Trichlorobenzene | U | | 0.000481 | 0.00100 |
| 1,1,1-Trichloroethane | U | | 0.000149 | 0.00100 |
| 1,1,2-Trichloroethane | U | | 0.000158 | 0.00100 |
| Trichloroethene | U | | 0.000190 | 0.00100 |
| Trichlorofluoromethane | U | | 0.000160 | 0.00500 |
| 1,2,3-Trichloropropane | U | | 0.000237 | 0.00250 |
| 1,2,4-Trimethylbenzene | U | | 0.000322 | 0.00100 |
| 1,3,5-Trimethylbenzene | U | | 0.000104 | 0.00100 |
| Vinyl acetate | U | | 0.000692 | 0.0100 |
| Vinyl chloride | U | | 0.000234 | 0.00100 |
| Xylenes, Total | U | | 0.000174 | 0.00300 |
| Di-isopropyl ether | U | | 0.000105 | 0.00100 |
| Ethanol | U | | 0.0420 | 0.100 |
| Ethyl tert-butyl ether | U | | 0.000101 | 0.00100 |
| Methyl tert-butyl ether | U | | 0.000101 | 0.00100 |
| tert-Butyl alcohol | U | | 0.00406 | 0.00500 |
| tert-Amyl Methyl Ether | U | | 0.000195 | 0.00100 |
| *(S) Toluene-d8* | *103* | | | *80.0-120* |
| *(S) 4-Bromofluorobenzene* | *99.2* | | | *77.0-126* |
| *(S) 1,2-Dichloroethane-d4* | *98.3* | | | *70.0-130* |

## Laboratory Control Sample (LCS) • Laboratory Control Sample Duplicate (LCSD)

(LCS) R4044016-1 03/10/24 12:09 • (LCSD) R4044016-2 03/10/24 12:30

| Analyte | Spike Amount mg/l | LCS Result mg/l | LCSD Result mg/l | LCS Rec. % | LCSD Rec. % | Rec. Limits % | LCS Qualifier | LCSD Qualifier | RPD % | RPD Limits % |
|---|---|---|---|---|---|---|---|---|---|---|
| Acetone | 0.0250 | 0.0238 | 0.0232 | 95.2 | 92.8 | 19.0-160 | | | 2.55 | 27 |
| Acrylonitrile | 0.0250 | 0.0265 | 0.0268 | 106 | 107 | 55.0-149 | | | 1.13 | 20 |
| Benzene | 0.00500 | 0.00528 | 0.00529 | 106 | 106 | 70.0-123 | | | 0.189 | 20 |
| Bromobenzene | 0.00500 | 0.00439 | 0.00450 | 87.8 | 90.0 | 73.0-121 | | | 2.47 | 20 |

## Laboratory Control Sample (LCS) • Laboratory Control Sample Duplicate (LCSD)

(LCS) R4044016-1 03/10/24 12:09 • (LCSD) R4044016-2 03/10/24 12:30

| Analyte | Spike Amount mg/l | LCS Result mg/l | LCSD Result mg/l | LCS Rec. % | LCSD Rec. % | Rec. Limits % | LCS Qualifier | LCSD Qualifier | RPD % | RPD Limits % |
|---|---|---|---|---|---|---|---|---|---|---|
| Bromochloromethane | 0.00500 | 0.00545 | 0.00562 | 109 | 112 | 76.0-122 | | | 3.07 | 20 |
| Bromodichloromethane | 0.00500 | 0.00499 | 0.00510 | 99.8 | 102 | 75.0-120 | | | 2.18 | 20 |
| Bromoform | 0.00500 | 0.00426 | 0.00441 | 85.2 | 88.2 | 68.0-132 | | | 3.46 | 20 |
| Bromomethane | 0.00500 | 0.00310 | 0.00322 | 62.0 | 64.4 | 10.0-160 | | | 3.80 | 25 |
| n-Butylbenzene | 0.00500 | 0.00375 | 0.00386 | 75.0 | 77.2 | 73.0-125 | | | 2.89 | 20 |
| sec-Butylbenzene | 0.00500 | 0.00420 | 0.00439 | 84.0 | 87.8 | 75.0-125 | | | 4.42 | 20 |
| tert-Butylbenzene | 0.00500 | 0.00411 | 0.00429 | 82.2 | 85.8 | 76.0-124 | | | 4.29 | 20 |
| Carbon tetrachloride | 0.00500 | 0.00527 | 0.00517 | 105 | 103 | 68.0-126 | | | 1.92 | 20 |
| Carbon disulfide | 0.00500 | 0.00448 | 0.00460 | 89.6 | 92.0 | 61.0-128 | | | 2.64 | 20 |
| Chlorobenzene | 0.00500 | 0.00462 | 0.00473 | 92.4 | 94.6 | 80.0-121 | | | 2.35 | 20 |
| Chlorodibromomethane | 0.00500 | 0.00439 | 0.00442 | 87.8 | 88.4 | 77.0-125 | | | 0.681 | 20 |
| Chloroethane | 0.00500 | 0.00272 | 0.00348 | 54.4 | 69.6 | 47.0-150 | | R7 | 24.5 | 20 |
| Chloroform | 0.00500 | 0.00528 | 0.00528 | 106 | 106 | 73.0-120 | | | 0.000 | 20 |
| Chloromethane | 0.00500 | 0.00453 | 0.00469 | 90.6 | 93.8 | 41.0-142 | | | 3.47 | 20 |
| 1,2-Dibromo-3-Chloropropane | 0.00500 | 0.00327 | 0.00343 | 65.4 | 68.6 | 58.0-134 | | | 4.78 | 20 |
| 1,2-Dibromoethane | 0.00500 | 0.00452 | 0.00465 | 90.4 | 93.0 | 80.0-122 | | | 2.84 | 20 |
| Dibromomethane | 0.00500 | 0.00519 | 0.00533 | 104 | 107 | 80.0-120 | | | 2.66 | 20 |
| 1,2-Dichlorobenzene | 0.00500 | 0.00428 | 0.00437 | 85.6 | 87.4 | 79.0-121 | | | 2.08 | 20 |
| 1,3-Dichlorobenzene | 0.00500 | 0.00418 | 0.00440 | 83.6 | 88.0 | 79.0-120 | | | 5.13 | 20 |
| 1,4-Dichlorobenzene | 0.00500 | 0.00426 | 0.00436 | 85.2 | 87.2 | 79.0-120 | | | 2.32 | 20 |
| trans-1,4-Dichloro-2-butene | 0.00500 | 0.00391 | 0.00396 | 78.2 | 79.2 | 33.0-144 | | | 1.27 | 20 |
| Dichlorodifluoromethane | 0.00500 | 0.00447 | 0.00459 | 89.4 | 91.8 | 51.0-149 | | | 2.65 | 20 |
| 1,1-Dichloroethane | 0.00500 | 0.00515 | 0.00523 | 103 | 105 | 70.0-126 | | | 1.54 | 20 |
| 1,2-Dichloroethane | 0.00500 | 0.00534 | 0.00533 | 107 | 107 | 70.0-128 | | | 0.187 | 20 |
| 1,1-Dichloroethene | 0.00500 | 0.00511 | 0.00501 | 102 | 100 | 71.0-124 | | | 1.98 | 20 |
| cis-1,2-Dichloroethene | 0.00500 | 0.00512 | 0.00505 | 102 | 101 | 73.0-120 | | | 1.38 | 20 |
| trans-1,2-Dichloroethene | 0.00500 | 0.00501 | 0.00513 | 100 | 103 | 73.0-120 | | | 2.37 | 20 |
| 1,2-Dichloropropane | 0.00500 | 0.00526 | 0.00537 | 105 | 107 | 77.0-125 | | | 2.07 | 20 |
| cis-1,3-Dichloropropene | 0.00500 | 0.00513 | 0.00526 | 103 | 105 | 80.0-123 | | | 2.50 | 20 |
| trans-1,3-Dichloropropene | 0.00500 | 0.00468 | 0.00468 | 93.6 | 93.6 | 78.0-124 | | | 0.000 | 20 |
| Ethylbenzene | 0.00500 | 0.00448 | 0.00469 | 89.6 | 93.8 | 79.0-123 | | | 4.58 | 20 |
| Hexachloro-1,3-butadiene | 0.00500 | 0.00402 | 0.00409 | 80.4 | 81.8 | 54.0-138 | | | 1.73 | 20 |
| 2-Hexanone | 0.0250 | 0.0209 | 0.0214 | 83.6 | 85.6 | 67.0-149 | | | 2.36 | 20 |
| 2-Butanone (MEK) | 0.0250 | 0.0233 | 0.0238 | 93.2 | 95.2 | 44.0-160 | | | 2.12 | 20 |
| Iodomethane | 0.0250 | 0.0140 | 0.0176 | 56.0 | 70.4 | 33.0-147 | | | 22.8 | 26 |
| Methylene Chloride | 0.00500 | 0.00526 | 0.00516 | 105 | 103 | 67.0-120 | | | 1.92 | 20 |
| 4-Methyl-2-pentanone (MIBK) | 0.0250 | 0.0228 | 0.0234 | 91.2 | 93.6 | 68.0-142 | | | 2.60 | 20 |
| Naphthalene | 0.00500 | 0.00263 | 0.00292 | 52.6 | 58.4 | 54.0-135 | L2 | | 10.5 | 20 |
| n-Propylbenzene | 0.00500 | 0.00431 | 0.00444 | 86.2 | 88.8 | 77.0-124 | | | 2.97 | 20 |
| Styrene | 0.00500 | 0.00423 | 0.00438 | 84.6 | 87.6 | 73.0-130 | | | 3.48 | 20 |

## Laboratory Control Sample (LCS) • Laboratory Control Sample Duplicate (LCSD)

(LCS) R4044016-1 03/10/24 12:09 • (LCSD) R4044016-2 03/10/24 12:30

| Analyte | Spike Amount mg/l | LCS Result mg/l | LCSD Result mg/l | LCS Rec. % | LCSD Rec. % | Rec. Limits % | LCS Qualifier | LCSD Qualifier | RPD % | RPD Limits % |
|---|---|---|---|---|---|---|---|---|---|---|
| 1,1,1,2-Tetrachloroethane | 0.00500 | 0.00441 | 0.00459 | 88.2 | 91.8 | 75.0-125 | | | 4.00 | 20 |
| 1,1,2,2-Tetrachloroethane | 0.00500 | 0.00488 | 0.00494 | 97.6 | 98.8 | 65.0-130 | | | 1.22 | 20 |
| 1,1,2-Trichlorotrifluoroethane | 0.00500 | 0.00480 | 0.00480 | 96.0 | 96.0 | 69.0-132 | | | 0.000 | 20 |
| Tetrachloroethene | 0.00500 | 0.00457 | 0.00470 | 91.4 | 94.0 | 72.0-132 | | | 2.80 | 20 |
| Toluene | 0.00500 | 0.00446 | 0.00455 | 89.2 | 91.0 | 79.0-120 | | | 2.00 | 20 |
| 1,2,4-Trichlorobenzene | 0.00500 | 0.00376 | 0.00391 | 75.2 | 78.2 | 57.0-137 | | | 3.91 | 20 |
| 1,1,1-Trichloroethane | 0.00500 | 0.00518 | 0.00521 | 104 | 104 | 73.0-124 | | | 0.577 | 20 |
| 1,1,2-Trichloroethane | 0.00500 | 0.00484 | 0.00493 | 96.8 | 98.6 | 80.0-120 | | | 1.84 | 20 |
| Trichloroethene | 0.00500 | 0.00494 | 0.00515 | 98.8 | 103 | 78.0-124 | | | 4.16 | 20 |
| Trichlorofluoromethane | 0.00500 | 0.00447 | 0.00455 | 89.4 | 91.0 | 59.0-147 | | | 1.77 | 20 |
| 1,2,3-Trichloropropane | 0.00500 | 0.00460 | 0.00475 | 92.0 | 95.0 | 73.0-130 | | | 3.21 | 20 |
| 1,2,4-Trimethylbenzene | 0.00500 | 0.00404 | 0.00416 | 80.8 | 83.2 | 76.0-121 | | | 2.93 | 20 |
| 1,3,5-Trimethylbenzene | 0.00500 | 0.00425 | 0.00439 | 85.0 | 87.8 | 76.0-122 | | | 3.24 | 20 |
| Vinyl acetate | 0.0250 | 0.0447 | 0.0447 | 179 | 179 | 11.0-160 | L1 | L1 | 0.000 | 20 |
| Vinyl chloride | 0.00500 | 0.00508 | 0.00522 | 102 | 104 | 67.0-131 | | | 2.72 | 20 |
| Xylenes, Total | 0.0150 | 0.0131 | 0.0135 | 87.3 | 90.0 | 79.0-123 | | | 3.01 | 20 |
| Di-isopropyl ether | 0.00500 | 0.00494 | 0.00508 | 98.8 | 102 | 58.0-138 | | | 2.79 | 20 |
| Ethanol | 0.250 | 0.273 | 0.277 | 109 | 111 | 10.0-160 | | | 1.45 | 30 |
| Ethyl tert-butyl ether | 0.00500 | 0.00519 | 0.00535 | 104 | 107 | 63.0-138 | | | 3.04 | 20 |
| Methyl tert-butyl ether | 0.00500 | 0.00527 | 0.00540 | 105 | 108 | 68.0-125 | | | 2.44 | 20 |
| tert-Butyl alcohol | 0.0250 | 0.0247 | 0.0253 | 98.8 | 101 | 27.0-160 | | | 2.40 | 30 |
| tert-Amyl Methyl Ether | 0.00500 | 0.00513 | 0.00524 | 103 | 105 | 66.0-125 | | | 2.12 | 20 |
| *(S) Toluene-d8* | | | | *97.1* | *97.3* | *80.0-120* | | | | |
| *(S) 4-Bromofluorobenzene* | | | | *99.4* | *99.9* | *77.0-126* | | | | |
| *(S) 1,2-Dichloroethane-d4* | | | | *97.0* | *95.8* | *70.0-130* | | | | |

## L1712725-01 Original Sample (OS) • Matrix Spike (MS) • Matrix Spike Duplicate (MSD)

(OS) L1712725-01 03/10/24 18:37 • (MS) R4044016-4 03/10/24 23:04 • (MSD) R4044016-5 03/10/24 23:24

| Analyte | Spike Amount mg/l | Original Result mg/l | MS Result mg/l | MSD Result mg/l | MS Rec. % | MSD Rec. % | Dilution | Rec. Limits % | MS Qualifier | MSD Qualifier | RPD % | RPD Limits % |
|---|---|---|---|---|---|---|---|---|---|---|---|---|
| Acetone | 0.0250 | ND | ND | ND | 85.6 | 85.2 | 1 | 10.0-160 | | | 0.468 | 35 |
| Acrylonitrile | 0.0250 | ND | 0.0289 | 0.0294 | 116 | 118 | 1 | 21.0-160 | | | 1.72 | 32 |
| Benzene | 0.00500 | ND | 0.00667 | 0.00647 | 133 | 129 | 1 | 17.0-158 | | | 3.04 | 27 |
| Bromobenzene | 0.00500 | ND | 0.00548 | 0.00559 | 110 | 112 | 1 | 30.0-149 | | | 1.99 | 28 |
| Bromochloromethane | 0.00500 | ND | 0.00648 | 0.00648 | 130 | 130 | 1 | 38.0-142 | | | 0.000 | 26 |
| Bromodichloromethane | 0.00500 | ND | 0.00611 | 0.00625 | 122 | 125 | 1 | 31.0-150 | | | 2.27 | 27 |
| Bromoform | 0.00500 | ND | 0.00517 | 0.00532 | 103 | 106 | 1 | 29.0-150 | | | 2.86 | 29 |
| Bromomethane | 0.00500 | ND | ND | ND | 78.4 | 83.4 | 1 | 10.0-160 | | | 6.18 | 38 |

## L1712725-01 Original Sample (OS) • Matrix Spike (MS) • Matrix Spike Duplicate (MSD)

(OS) L1712725-01 03/10/24 18:37 • (MS) R4044016-4 03/10/24 23:04 • (MSD) R4044016-5 03/10/24 23:24

| Analyte | Spike Amount mg/l | Original Result mg/l | MS Result mg/l | MSD Result mg/l | MS Rec. % | MSD Rec. % | Dilution | Rec. Limits % | MS Qualifier | MSD Qualifier | RPD % | RPD Limits % |
|---|---|---|---|---|---|---|---|---|---|---|---|---|
| n-Butylbenzene | 0.00500 | ND | 0.00495 | 0.00507 | 99.0 | 101 | 1 | 31.0-150 | | | 2.40 | 30 |
| sec-Butylbenzene | 0.00500 | ND | 0.00549 | 0.00557 | 110 | 111 | 1 | 33.0-155 | | | 1.45 | 29 |
| tert-Butylbenzene | 0.00500 | ND | 0.00537 | 0.00549 | 107 | 110 | 1 | 34.0-153 | | | 2.21 | 28 |
| Carbon tetrachloride | 0.00500 | ND | 0.00657 | 0.00698 | 131 | 140 | 1 | 23.0-159 | | | 6.05 | 28 |
| Carbon disulfide | 0.00500 | ND | 0.00426 | 0.00438 | 85.2 | 87.6 | 1 | 10.0-156 | | | 2.78 | 28 |
| Chlorobenzene | 0.00500 | ND | 0.00581 | 0.00582 | 116 | 116 | 1 | 33.0-152 | | | 0.172 | 27 |
| Chlorodibromomethane | 0.00500 | ND | 0.00536 | 0.00555 | 107 | 111 | 1 | 37.0-149 | | | 3.48 | 27 |
| Chloroethane | 0.00500 | ND | 0.00644 | 0.00660 | 129 | 132 | 1 | 10.0-160 | | | 2.45 | 30 |
| Chloroform | 0.00500 | ND | 0.00645 | 0.00645 | 129 | 129 | 1 | 29.0-154 | | | 0.000 | 28 |
| Chloromethane | 0.00500 | ND | 0.00420 | 0.00444 | 84.0 | 88.8 | 1 | 10.0-160 | | | 5.56 | 29 |
| 1,2-Dibromo-3-Chloropropane | 0.00500 | ND | ND | ND | 82.4 | 90.6 | 1 | 22.0-151 | | | 9.48 | 34 |
| 1,2-Dibromoethane | 0.00500 | ND | 0.00539 | 0.00540 | 108 | 108 | 1 | 34.0-147 | | | 0.185 | 27 |
| Dibromomethane | 0.00500 | ND | 0.00584 | 0.00614 | 117 | 123 | 1 | 30.0-151 | | | 5.01 | 27 |
| 1,2-Dichlorobenzene | 0.00500 | ND | 0.00522 | 0.00538 | 104 | 108 | 1 | 34.0-149 | | | 3.02 | 28 |
| 1,3-Dichlorobenzene | 0.00500 | ND | 0.00526 | 0.00535 | 105 | 107 | 1 | 36.0-146 | | | 1.70 | 27 |
| 1,4-Dichlorobenzene | 0.00500 | ND | 0.00518 | 0.00520 | 104 | 104 | 1 | 35.0-142 | | | 0.385 | 27 |
| trans-1,4-Dichloro-2-butene | 0.00500 | ND | 0.00331 | 0.00449 | 66.2 | 89.8 | 1 | 10.0-157 | | | 30.3 | 37 |
| Dichlorodifluoromethane | 0.00500 | ND | ND | 0.00508 | 97.2 | 102 | 1 | 10.0-160 | | | 4.43 | 29 |
| 1,1-Dichloroethane | 0.00500 | ND | 0.00628 | 0.00652 | 126 | 130 | 1 | 25.0-158 | | | 3.75 | 27 |
| 1,2-Dichloroethane | 0.00500 | ND | 0.00585 | 0.00601 | 117 | 120 | 1 | 29.0-151 | | | 2.70 | 27 |
| 1,1-Dichloroethene | 0.00500 | ND | 0.00632 | 0.00636 | 126 | 127 | 1 | 11.0-160 | | | 0.631 | 29 |
| cis-1,2-Dichloroethene | 0.00500 | ND | 0.00610 | 0.00626 | 122 | 125 | 1 | 10.0-160 | | | 2.59 | 27 |
| trans-1,2-Dichloroethene | 0.00500 | ND | 0.00581 | 0.00603 | 116 | 121 | 1 | 17.0-153 | | | 3.72 | 27 |
| 1,2-Dichloropropane | 0.00500 | ND | 0.00633 | 0.00649 | 127 | 130 | 1 | 30.0-156 | | | 2.50 | 27 |
| cis-1,3-Dichloropropene | 0.00500 | ND | 0.00581 | 0.00603 | 116 | 121 | 1 | 34.0-149 | | | 3.72 | 28 |
| trans-1,3-Dichloropropene | 0.00500 | ND | 0.00522 | 0.00552 | 104 | 110 | 1 | 32.0-149 | | | 5.59 | 28 |
| Ethylbenzene | 0.00500 | ND | 0.00600 | 0.00594 | 120 | 119 | 1 | 30.0-155 | | | 1.01 | 27 |
| Hexachloro-1,3-butadiene | 0.00500 | ND | 0.00522 | 0.00554 | 104 | 111 | 1 | 20.0-154 | | | 5.95 | 34 |
| 2-Hexanone | 0.0250 | ND | 0.0238 | 0.0247 | 95.2 | 98.8 | 1 | 21.0-160 | | | 3.71 | 29 |
| 2-Butanone (MEK) | 0.0250 | ND | 0.0241 | 0.0244 | 96.4 | 97.6 | 1 | 10.0-160 | | | 1.24 | 32 |
| Iodomethane | 0.0250 | ND | 0.0230 | 0.0262 | 92.0 | 105 | 1 | 10.0-160 | | | 13.0 | 40 |
| Methylene Chloride | 0.00500 | ND | 0.00585 | 0.00597 | 117 | 119 | 1 | 23.0-144 | | | 2.03 | 28 |
| 4-Methyl-2-pentanone (MIBK) | 0.0250 | ND | 0.0258 | 0.0263 | 103 | 105 | 1 | 29.0-160 | | | 1.92 | 29 |
| Naphthalene | 0.00500 | ND | ND | ND | 97.8 | 95.2 | 1 | 12.0-156 | | | 2.69 | 35 |
| n-Propylbenzene | 0.00500 | ND | 0.00557 | 0.00573 | 111 | 115 | 1 | 31.0-154 | | | 2.83 | 28 |
| Styrene | 0.00500 | ND | 0.00535 | 0.00558 | 107 | 112 | 1 | 33.0-155 | | | 4.21 | 28 |
| 1,1,1,2-Tetrachloroethane | 0.00500 | ND | 0.00549 | 0.00574 | 110 | 115 | 1 | 36.0-151 | | | 4.45 | 29 |
| 1,1,2,2-Tetrachloroethane | 0.00500 | ND | 0.00579 | 0.00603 | 116 | 121 | 1 | 33.0-150 | | | 4.06 | 28 |
| 1,1,2-Trichlorotrifluoroethane | 0.00500 | ND | 0.00623 | 0.00640 | 125 | 128 | 1 | 23.0-160 | | | 2.69 | 30 |
| Tetrachloroethene | 0.00500 | ND | 0.00579 | 0.00586 | 116 | 117 | 1 | 10.0-160 | | | 1.20 | 27 |

## L1712725-01 Original Sample (OS) • Matrix Spike (MS) • Matrix Spike Duplicate (MSD)

(OS) L1712725-01 03/10/24 18:37 • (MS) R4044016-4 03/10/24 23:04 • (MSD) R4044016-5 03/10/24 23:24

| Analyte | Spike Amount mg/l | Original Result mg/l | MS Result mg/l | MSD Result mg/l | MS Rec. % | MSD Rec. % | Dilution | Rec. Limits % | MS Qualifier | MSD Qualifier | RPD % | RPD Limits % |
|---|---|---|---|---|---|---|---|---|---|---|---|---|
| Toluene | 0.00500 | ND | 0.00638 | 0.00586 | 128 | 117 | 1 | 26.0-154 | | | 8.50 | 28 |
| 1,2,4-Trichlorobenzene | 0.00500 | ND | 0.00466 | 0.00518 | 93.2 | 104 | 1 | 24.0-150 | | | 10.6 | 33 |
| 1,1,1-Trichloroethane | 0.00500 | ND | 0.00656 | 0.00671 | 131 | 134 | 1 | 23.0-160 | | | 2.26 | 28 |
| 1,1,2-Trichloroethane | 0.00500 | ND | 0.00580 | 0.00592 | 116 | 118 | 1 | 35.0-147 | | | 2.05 | 27 |
| Trichloroethene | 0.00500 | ND | 0.00616 | 0.00639 | 123 | 128 | 1 | 10.0-160 | | | 3.67 | 25 |
| Trichlorofluoromethane | 0.00500 | ND | 0.00675 | 0.00675 | 135 | 135 | 1 | 17.0-160 | | | 0.000 | 31 |
| 1,2,3-Trichloropropane | 0.00500 | ND | 0.00558 | 0.00563 | 112 | 113 | 1 | 34.0-151 | | | 0.892 | 29 |
| 1,2,4-Trimethylbenzene | 0.00500 | ND | 0.00547 | 0.00531 | 109 | 106 | 1 | 26.0-154 | | | 2.97 | 27 |
| 1,3,5-Trimethylbenzene | 0.00500 | ND | 0.00550 | 0.00548 | 110 | 110 | 1 | 28.0-153 | | | 0.364 | 27 |
| Vinyl acetate | 0.0250 | ND | 0.0488 | 0.0497 | 195 | 199 | 1 | 12.0-160 | M1 | M1 | 1.83 | 31 |
| Vinyl chloride | 0.00500 | ND | 0.00612 | 0.00611 | 122 | 122 | 1 | 10.0-160 | | | 0.164 | 27 |
| Xylenes, Total | 0.0150 | ND | 0.0177 | 0.0173 | 118 | 115 | 1 | 29.0-154 | | | 2.29 | 28 |
| Di-isopropyl ether | 0.00500 | ND | 0.00572 | 0.00580 | 114 | 116 | 1 | 21.0-160 | | | 1.39 | 28 |
| Ethanol | 0.250 | ND | 0.299 | 0.317 | 120 | 127 | 1 | 50.0-150 | | | 5.84 | 20 |
| Ethyl tert-butyl ether | 0.00500 | ND | 0.00606 | 0.00620 | 121 | 124 | 1 | 10.0-160 | | | 2.28 | 37 |
| Methyl tert-butyl ether | 0.00500 | ND | 0.00625 | 0.00638 | 125 | 128 | 1 | 28.0-150 | | | 2.06 | 29 |
| tert-Butyl alcohol | 0.0250 | ND | 0.0305 | 0.0315 | 122 | 126 | 1 | 50.0-150 | | | 3.23 | 20 |
| tert-Amyl Methyl Ether | 0.00500 | ND | 0.00616 | 0.00629 | 123 | 126 | 1 | 10.0-160 | | | 2.09 | 37 |
| *(S) Toluene-d8* | | | | | *97.4* | *98.0* | | *80.0-120* | | | | |
| *(S) 4-Bromofluorobenzene* | | | | | *101* | *101* | | *77.0-126* | | | | |
| *(S) 1,2-Dichloroethane-d4* | | | | | *91.6* | *91.9* | | *70.0-130* | | | | |

## L1712728-01 Original Sample (OS) • Matrix Spike (MS) • Matrix Spike Duplicate (MSD)

(OS) L1712728-01 03/10/24 19:39 • (MS) R4044016-6 03/10/24 23:45 • (MSD) R4044016-7 03/11/24 00:05

| Analyte | Spike Amount mg/l | Original Result mg/l | MS Result mg/l | MSD Result mg/l | MS Rec. % | MSD Rec. % | Dilution | Rec. Limits % | MS Qualifier | MSD Qualifier | RPD % | RPD Limits % |
|---|---|---|---|---|---|---|---|---|---|---|---|---|
| Acetone | 0.0250 | ND | ND | ND | 85.2 | 82.8 | 1 | 10.0-160 | | | 2.86 | 35 |
| Acrylonitrile | 0.0250 | ND | 0.0292 | 0.0277 | 117 | 111 | 1 | 21.0-160 | | | 5.27 | 32 |
| Benzene | 0.00500 | ND | 0.00634 | 0.00605 | 127 | 121 | 1 | 17.0-158 | | | 4.68 | 27 |
| Bromobenzene | 0.00500 | ND | 0.00543 | 0.00535 | 109 | 107 | 1 | 30.0-149 | | | 1.48 | 28 |
| Bromochloromethane | 0.00500 | ND | 0.00640 | 0.00594 | 128 | 119 | 1 | 38.0-142 | | | 7.46 | 26 |
| Bromodichloromethane | 0.00500 | ND | 0.00600 | 0.00594 | 120 | 119 | 1 | 31.0-150 | | | 1.01 | 27 |
| Bromoform | 0.00500 | ND | 0.00513 | 0.00490 | 103 | 98.0 | 1 | 29.0-150 | | | 4.59 | 29 |
| Bromomethane | 0.00500 | ND | ND | ND | 85.8 | 87.0 | 1 | 10.0-160 | | | 1.39 | 38 |
| n-Butylbenzene | 0.00500 | ND | 0.00477 | 0.00461 | 95.4 | 92.2 | 1 | 31.0-150 | | | 3.41 | 30 |
| sec-Butylbenzene | 0.00500 | ND | 0.00543 | 0.00537 | 109 | 107 | 1 | 33.0-155 | | | 1.11 | 29 |
| tert-Butylbenzene | 0.00500 | ND | 0.00531 | 0.00533 | 106 | 107 | 1 | 34.0-153 | | | 0.376 | 28 |
| Carbon tetrachloride | 0.00500 | ND | 0.00652 | 0.00640 | 130 | 128 | 1 | 23.0-159 | | | 1.86 | 28 |

## L1712728-01 Original Sample (OS) • Matrix Spike (MS) • Matrix Spike Duplicate (MSD)

(OS) L1712728-01 03/10/24 19:39 • (MS) R4044016-6 03/10/24 23:45 • (MSD) R4044016-7 03/11/24 00:05

| Analyte | Spike Amount mg/l | Original Result mg/l | MS Result mg/l | MSD Result mg/l | MS Rec. % | MSD Rec. % | Dilution | Rec. Limits % | MS Qualifier | MSD Qualifier | RPD % | RPD Limits % |
|---|---|---|---|---|---|---|---|---|---|---|---|---|
| Carbon disulfide | 0.00500 | ND | 0.00416 | 0.00404 | 83.2 | 80.8 | 1 | 10.0-156 | | | 2.93 | 28 |
| Chlorobenzene | 0.00500 | ND | 0.00557 | 0.00538 | 111 | 108 | 1 | 33.0-152 | | | 3.47 | 27 |
| Chlorodibromomethane | 0.00500 | ND | 0.00527 | 0.00520 | 105 | 104 | 1 | 37.0-149 | | | 1.34 | 27 |
| Chloroethane | 0.00500 | ND | 0.00643 | 0.00626 | 129 | 125 | 1 | 10.0-160 | | | 2.68 | 30 |
| Chloroform | 0.00500 | ND | 0.00635 | 0.00613 | 127 | 123 | 1 | 29.0-154 | | | 3.53 | 28 |
| Chloromethane | 0.00500 | ND | 0.00429 | 0.00412 | 85.8 | 82.4 | 1 | 10.0-160 | | | 4.04 | 29 |
| 1,2-Dibromo-3-Chloropropane | 0.00500 | ND | ND | ND | 88.4 | 85.4 | 1 | 22.0-151 | | | 3.45 | 34 |
| 1,2-Dibromoethane | 0.00500 | ND | 0.00535 | 0.00513 | 107 | 103 | 1 | 34.0-147 | | | 4.20 | 27 |
| Dibromomethane | 0.00500 | ND | 0.00581 | 0.00565 | 116 | 113 | 1 | 30.0-151 | | | 2.79 | 27 |
| 1,2-Dichlorobenzene | 0.00500 | ND | 0.00524 | 0.00515 | 105 | 103 | 1 | 34.0-149 | | | 1.73 | 28 |
| 1,3-Dichlorobenzene | 0.00500 | ND | 0.00510 | 0.00511 | 102 | 102 | 1 | 36.0-146 | | | 0.196 | 27 |
| 1,4-Dichlorobenzene | 0.00500 | ND | 0.00511 | 0.00511 | 102 | 102 | 1 | 35.0-142 | | | 0.000 | 27 |
| trans-1,4-Dichloro-2-butene | 0.00500 | ND | 0.00462 | 0.00443 | 92.4 | 88.6 | 1 | 10.0-157 | | | 4.20 | 37 |
| Dichlorodifluoromethane | 0.00500 | ND | 0.00579 | 0.00544 | 116 | 109 | 1 | 10.0-160 | | | 6.23 | 29 |
| 1,1-Dichloroethane | 0.00500 | ND | 0.00631 | 0.00600 | 126 | 120 | 1 | 25.0-158 | | | 5.04 | 27 |
| 1,2-Dichloroethane | 0.00500 | ND | 0.00586 | 0.00560 | 117 | 112 | 1 | 29.0-151 | | | 4.54 | 27 |
| 1,1-Dichloroethene | 0.00500 | ND | 0.00611 | 0.00588 | 122 | 118 | 1 | 11.0-160 | | | 3.84 | 29 |
| cis-1,2-Dichloroethene | 0.00500 | ND | 0.00609 | 0.00587 | 122 | 117 | 1 | 10.0-160 | | | 3.68 | 27 |
| trans-1,2-Dichloroethene | 0.00500 | ND | 0.00578 | 0.00566 | 116 | 113 | 1 | 17.0-153 | | | 2.10 | 27 |
| 1,2-Dichloropropane | 0.00500 | ND | 0.00628 | 0.00598 | 126 | 120 | 1 | 30.0-156 | | | 4.89 | 27 |
| cis-1,3-Dichloropropene | 0.00500 | ND | 0.00576 | 0.00562 | 115 | 112 | 1 | 34.0-149 | | | 2.46 | 28 |
| trans-1,3-Dichloropropene | 0.00500 | ND | 0.00522 | 0.00519 | 104 | 104 | 1 | 32.0-149 | | | 0.576 | 28 |
| Ethylbenzene | 0.00500 | ND | 0.00574 | 0.00548 | 115 | 110 | 1 | 30.0-155 | | | 4.63 | 27 |
| Hexachloro-1,3-butadiene | 0.00500 | ND | 0.00527 | 0.00517 | 105 | 103 | 1 | 20.0-154 | | | 1.92 | 34 |
| 2-Hexanone | 0.0250 | ND | 0.0242 | 0.0230 | 96.8 | 92.0 | 1 | 21.0-160 | | | 5.08 | 29 |
| 2-Butanone (MEK) | 0.0250 | ND | 0.0242 | 0.0229 | 96.8 | 91.6 | 1 | 10.0-160 | | | 5.52 | 32 |
| Iodomethane | 0.0250 | ND | 0.0259 | 0.0252 | 104 | 101 | 1 | 10.0-160 | | | 2.74 | 40 |
| Methylene Chloride | 0.00500 | ND | 0.00587 | 0.00561 | 117 | 112 | 1 | 23.0-144 | | | 4.53 | 28 |
| 4-Methyl-2-pentanone (MIBK) | 0.0250 | ND | 0.0257 | 0.0248 | 103 | 99.2 | 1 | 29.0-160 | | | 3.56 | 29 |
| Naphthalene | 0.00500 | ND | ND | ND | 88.2 | 79.8 | 1 | 12.0-156 | | | 10.0 | 35 |
| n-Propylbenzene | 0.00500 | ND | 0.00551 | 0.00542 | 110 | 108 | 1 | 31.0-154 | | | 1.65 | 28 |
| Styrene | 0.00500 | ND | 0.00530 | 0.00518 | 106 | 104 | 1 | 33.0-155 | | | 2.29 | 28 |
| 1,1,1,2-Tetrachloroethane | 0.00500 | ND | 0.00554 | 0.00530 | 111 | 106 | 1 | 36.0-151 | | | 4.43 | 29 |
| 1,1,2,2-Tetrachloroethane | 0.00500 | ND | 0.00573 | 0.00579 | 115 | 116 | 1 | 33.0-150 | | | 1.04 | 28 |
| 1,1,2-Trichlorotrifluoroethane | 0.00500 | ND | 0.00608 | 0.00563 | 122 | 113 | 1 | 23.0-160 | | | 7.69 | 30 |
| Tetrachloroethene | 0.00500 | ND | 0.00594 | 0.00544 | 119 | 109 | 1 | 10.0-160 | | | 8.79 | 27 |
| Toluene | 0.00500 | ND | 0.00560 | 0.00542 | 112 | 108 | 1 | 26.0-154 | | | 3.27 | 28 |
| 1,2,4-Trichlorobenzene | 0.00500 | ND | 0.00496 | 0.00469 | 99.2 | 93.8 | 1 | 24.0-150 | | | 5.60 | 33 |
| 1,1,1-Trichloroethane | 0.00500 | ND | 0.00645 | 0.00624 | 129 | 125 | 1 | 23.0-160 | | | 3.31 | 28 |
| 1,1,2-Trichloroethane | 0.00500 | ND | 0.00574 | 0.00560 | 115 | 112 | 1 | 35.0-147 | | | 2.47 | 27 |

## L1712728-01 Original Sample (OS) • Matrix Spike (MS) • Matrix Spike Duplicate (MSD)

(OS) L1712728-01 03/10/24 19:39 • (MS) R4044016-6 03/10/24 23:45 • (MSD) R4044016-7 03/11/24 00:05

| Analyte | Spike Amount mg/l | Original Result mg/l | MS Result mg/l | MSD Result mg/l | MS Rec. % | MSD Rec. % | Dilution | Rec. Limits % | MS Qualifier | MSD Qualifier | RPD % | RPD Limits % |
|---|---|---|---|---|---|---|---|---|---|---|---|---|
| Trichloroethene | 0.00500 | ND | 0.00602 | 0.00581 | 120 | 116 | 1 | 10.0-160 | | | 3.55 | 25 |
| Trichlorofluoromethane | 0.00500 | ND | 0.00651 | 0.00637 | 130 | 127 | 1 | 17.0-160 | | | 2.17 | 31 |
| 1,2,3-Trichloropropane | 0.00500 | ND | 0.00551 | 0.00558 | 110 | 112 | 1 | 34.0-151 | | | 1.26 | 29 |
| 1,2,4-Trimethylbenzene | 0.00500 | ND | 0.00506 | 0.00501 | 101 | 100 | 1 | 26.0-154 | | | 0.993 | 27 |
| 1,3,5-Trimethylbenzene | 0.00500 | ND | 0.00534 | 0.00534 | 107 | 107 | 1 | 28.0-153 | | | 0.000 | 27 |
| Vinyl acetate | 0.0250 | ND | 0.0482 | 0.0463 | 193 | 185 | 1 | 12.0-160 | M1 | M1 | 4.02 | 31 |
| Vinyl chloride | 0.00500 | ND | 0.00561 | 0.00560 | 112 | 112 | 1 | 10.0-160 | | | 0.178 | 27 |
| Xylenes, Total | 0.0150 | ND | 0.0164 | 0.0157 | 109 | 105 | 1 | 29.0-154 | | | 4.36 | 28 |
| Di-isopropyl ether | 0.00500 | ND | 0.00562 | 0.00541 | 112 | 108 | 1 | 21.0-160 | | | 3.81 | 28 |
| Ethanol | 0.250 | ND | 0.312 | 0.295 | 125 | 118 | 1 | 50.0-150 | | | 5.60 | 20 |
| Ethyl tert-butyl ether | 0.00500 | ND | 0.00591 | 0.00572 | 118 | 114 | 1 | 10.0-160 | | | 3.27 | 37 |
| Methyl tert-butyl ether | 0.00500 | ND | 0.00624 | 0.00598 | 125 | 120 | 1 | 28.0-150 | | | 4.26 | 29 |
| tert-Butyl alcohol | 0.0250 | ND | 0.0301 | 0.0327 | 120 | 131 | 1 | 50.0-150 | | | 8.28 | 20 |
| tert-Amyl Methyl Ether | 0.00500 | ND | 0.00615 | 0.00581 | 123 | 116 | 1 | 10.0-160 | | | 5.69 | 37 |
| *(S) Toluene-d8* | | | | | *96.6* | *97.3* | | *80.0-120* | | | | |
| *(S) 4-Bromofluorobenzene* | | | | | *99.6* | *100* | | *77.0-126* | | | | |
| *(S) 1,2-Dichloroethane-d4* | | | | | *92.8* | *91.4* | | *70.0-130* | | | | |

## L1712933-01 Original Sample (OS) • Matrix Spike (MS) • Matrix Spike Duplicate (MSD)

(OS) L1712933-01 03/10/24 20:20 • (MS) R4044016-8 03/11/24 00:26 • (MSD) R4044016-9 03/11/24 00:46

| Analyte | Spike Amount mg/l | Original Result mg/l | MS Result mg/l | MSD Result mg/l | MS Rec. % | MSD Rec. % | Dilution | Rec. Limits % | MS Qualifier | MSD Qualifier | RPD % | RPD Limits % |
|---|---|---|---|---|---|---|---|---|---|---|---|---|
| Acetone | 0.0250 | ND | ND | ND | 81.6 | 76.8 | 1 | 10.0-160 | | | 6.06 | 35 |
| Acrylonitrile | 0.0250 | ND | 0.0285 | 0.0264 | 114 | 106 | 1 | 21.0-160 | | | 7.65 | 32 |
| Benzene | 0.00500 | ND | 0.00626 | 0.00581 | 125 | 116 | 1 | 17.0-158 | | | 7.46 | 27 |
| Bromobenzene | 0.00500 | ND | 0.00549 | 0.00497 | 110 | 99.4 | 1 | 30.0-149 | | | 9.94 | 28 |
| Bromochloromethane | 0.00500 | ND | 0.00626 | 0.00592 | 125 | 118 | 1 | 38.0-142 | | | 5.58 | 26 |
| Bromodichloromethane | 0.00500 | ND | 0.00617 | 0.00565 | 123 | 113 | 1 | 31.0-150 | | | 8.80 | 27 |
| Bromoform | 0.00500 | ND | 0.00516 | 0.00491 | 103 | 98.2 | 1 | 29.0-150 | | | 4.97 | 29 |
| Bromomethane | 0.00500 | ND | ND | ND | 91.4 | 85.4 | 1 | 10.0-160 | | | 6.79 | 38 |
| n-Butylbenzene | 0.00500 | ND | 0.00467 | 0.00441 | 93.4 | 88.2 | 1 | 31.0-150 | | | 5.73 | 30 |
| sec-Butylbenzene | 0.00500 | ND | 0.00546 | 0.00499 | 109 | 99.8 | 1 | 33.0-155 | | | 9.00 | 29 |
| tert-Butylbenzene | 0.00500 | ND | 0.00533 | 0.00501 | 107 | 100 | 1 | 34.0-153 | | | 6.19 | 28 |
| Carbon tetrachloride | 0.00500 | ND | 0.00651 | 0.00623 | 130 | 125 | 1 | 23.0-159 | | | 4.40 | 28 |
| Carbon disulfide | 0.00500 | ND | 0.00412 | 0.00388 | 82.4 | 77.6 | 1 | 10.0-156 | | | 6.00 | 28 |
| Chlorobenzene | 0.00500 | ND | 0.00564 | 0.00526 | 113 | 105 | 1 | 33.0-152 | | | 6.97 | 27 |
| Chlorodibromomethane | 0.00500 | ND | 0.00538 | 0.00498 | 108 | 99.6 | 1 | 37.0-149 | | | 7.72 | 27 |
| Chloroethane | 0.00500 | ND | 0.00642 | 0.00592 | 128 | 118 | 1 | 10.0-160 | | | 8.10 | 30 |

## L1712933-01 Original Sample (OS) • Matrix Spike (MS) • Matrix Spike Duplicate (MSD)

(OS) L1712933-01 03/10/24 20:20 • (MS) R4044016-8 03/11/24 00:26 • (MSD) R4044016-9 03/11/24 00:46

| Analyte | Spike Amount mg/l | Original Result mg/l | MS Result mg/l | MSD Result mg/l | MS Rec. % | MSD Rec. % | Dilution | Rec. Limits % | MS Qualifier | MSD Qualifier | RPD % | RPD Limits % |
|---|---|---|---|---|---|---|---|---|---|---|---|---|
| Chloroform | 0.00500 | ND | 0.00625 | 0.00582 | 125 | 116 | 1 | 29.0-154 | | | 7.13 | 28 |
| Chloromethane | 0.00500 | ND | 0.00418 | 0.00396 | 83.6 | 79.2 | 1 | 10.0-160 | | | 5.41 | 29 |
| 1,2-Dibromo-3-Chloropropane | 0.00500 | ND | ND | ND | 87.8 | 83.2 | 1 | 22.0-151 | | | 5.38 | 34 |
| 1,2-Dibromoethane | 0.00500 | ND | 0.00545 | 0.00496 | 109 | 99.2 | 1 | 34.0-147 | | | 9.41 | 27 |
| Dibromomethane | 0.00500 | ND | 0.00567 | 0.00560 | 113 | 112 | 1 | 30.0-151 | | | 1.24 | 27 |
| 1,2-Dichlorobenzene | 0.00500 | ND | 0.00521 | 0.00492 | 104 | 98.4 | 1 | 34.0-149 | | | 5.73 | 28 |
| 1,3-Dichlorobenzene | 0.00500 | ND | 0.00524 | 0.00476 | 105 | 95.2 | 1 | 36.0-146 | | | 9.60 | 27 |
| 1,4-Dichlorobenzene | 0.00500 | ND | 0.00519 | 0.00486 | 104 | 97.2 | 1 | 35.0-142 | | | 6.57 | 27 |
| trans-1,4-Dichloro-2-butene | 0.00500 | ND | 0.00464 | 0.00420 | 92.8 | 84.0 | 1 | 10.0-157 | | | 9.95 | 37 |
| Dichlorodifluoromethane | 0.00500 | ND | ND | ND | 88.4 | 82.0 | 1 | 10.0-160 | | | 7.51 | 29 |
| 1,1-Dichloroethane | 0.00500 | ND | 0.00625 | 0.00572 | 125 | 114 | 1 | 25.0-158 | | | 8.86 | 27 |
| 1,2-Dichloroethane | 0.00500 | ND | 0.00591 | 0.00551 | 118 | 110 | 1 | 29.0-151 | | | 7.01 | 27 |
| 1,1-Dichloroethene | 0.00500 | ND | 0.00612 | 0.00562 | 122 | 112 | 1 | 11.0-160 | | | 8.52 | 29 |
| cis-1,2-Dichloroethene | 0.00500 | ND | 0.00609 | 0.00573 | 122 | 115 | 1 | 10.0-160 | | | 6.09 | 27 |
| trans-1,2-Dichloroethene | 0.00500 | ND | 0.00574 | 0.00536 | 115 | 107 | 1 | 17.0-153 | | | 6.85 | 27 |
| 1,2-Dichloropropane | 0.00500 | ND | 0.00626 | 0.00579 | 125 | 116 | 1 | 30.0-156 | | | 7.80 | 27 |
| cis-1,3-Dichloropropene | 0.00500 | ND | 0.00583 | 0.00543 | 117 | 109 | 1 | 34.0-149 | | | 7.10 | 28 |
| trans-1,3-Dichloropropene | 0.00500 | ND | 0.00524 | 0.00494 | 105 | 98.8 | 1 | 32.0-149 | | | 5.89 | 28 |
| Ethylbenzene | 0.00500 | ND | 0.00566 | 0.00532 | 113 | 106 | 1 | 30.0-155 | | | 6.19 | 27 |
| Hexachloro-1,3-butadiene | 0.00500 | ND | 0.00534 | 0.00497 | 107 | 99.4 | 1 | 20.0-154 | | | 7.18 | 34 |
| 2-Hexanone | 0.0250 | ND | 0.0238 | 0.0221 | 95.2 | 88.4 | 1 | 21.0-160 | | | 7.41 | 29 |
| 2-Butanone (MEK) | 0.0250 | ND | 0.0234 | 0.0219 | 93.6 | 87.6 | 1 | 10.0-160 | | | 6.62 | 32 |
| Iodomethane | 0.0250 | ND | 0.0260 | 0.0229 | 104 | 91.6 | 1 | 10.0-160 | | | 12.7 | 40 |
| Methylene Chloride | 0.00500 | ND | 0.00583 | 0.00539 | 117 | 108 | 1 | 23.0-144 | | | 7.84 | 28 |
| 4-Methyl-2-pentanone (MIBK) | 0.0250 | ND | 0.0257 | 0.0236 | 103 | 94.4 | 1 | 29.0-160 | | | 8.52 | 29 |
| Naphthalene | 0.00500 | ND | ND | ND | 82.2 | 90.0 | 1 | 12.0-156 | | | 9.06 | 35 |
| n-Propylbenzene | 0.00500 | ND | 0.00549 | 0.00507 | 110 | 101 | 1 | 31.0-154 | | | 7.95 | 28 |
| Styrene | 0.00500 | ND | 0.00531 | 0.00499 | 106 | 99.8 | 1 | 33.0-155 | | | 6.21 | 28 |
| 1,1,1,2-Tetrachloroethane | 0.00500 | ND | 0.00569 | 0.00521 | 114 | 104 | 1 | 36.0-151 | | | 8.81 | 29 |
| 1,1,2,2-Tetrachloroethane | 0.00500 | ND | 0.00589 | 0.00530 | 118 | 106 | 1 | 33.0-150 | | | 10.5 | 28 |
| 1,1,2-Trichlorotrifluoroethane | 0.00500 | ND | 0.00601 | 0.00556 | 120 | 111 | 1 | 23.0-160 | | | 7.78 | 30 |
| Tetrachloroethene | 0.00500 | ND | 0.00564 | 0.00527 | 113 | 105 | 1 | 10.0-160 | | | 6.78 | 27 |
| Toluene | 0.00500 | ND | 0.00550 | 0.00519 | 110 | 104 | 1 | 26.0-154 | | | 5.80 | 28 |
| 1,2,4-Trichlorobenzene | 0.00500 | ND | 0.00493 | 0.00501 | 98.6 | 100 | 1 | 24.0-150 | | | 1.61 | 33 |
| 1,1,1-Trichloroethane | 0.00500 | ND | 0.00655 | 0.00605 | 131 | 121 | 1 | 23.0-160 | | | 7.94 | 28 |
| 1,1,2-Trichloroethane | 0.00500 | ND | 0.00591 | 0.00538 | 118 | 108 | 1 | 35.0-147 | | | 9.39 | 27 |
| Trichloroethene | 0.00500 | ND | 0.00596 | 0.00570 | 119 | 114 | 1 | 10.0-160 | | | 4.46 | 25 |
| Trichlorofluoromethane | 0.00500 | ND | 0.00646 | 0.00595 | 129 | 119 | 1 | 17.0-160 | | | 8.22 | 31 |
| 1,2,3-Trichloropropane | 0.00500 | ND | 0.00542 | 0.00512 | 108 | 102 | 1 | 34.0-151 | | | 5.69 | 29 |
| 1,2,4-Trimethylbenzene | 0.00500 | ND | 0.00501 | 0.00471 | 100 | 94.2 | 1 | 26.0-154 | | | 6.17 | 27 |

## L1712933-01 Original Sample (OS) • Matrix Spike (MS) • Matrix Spike Duplicate (MSD)

(OS) L1712933-01 03/10/24 20:20 • (MS) R4044016-8 03/11/24 00:26 • (MSD) R4044016-9 03/11/24 00:46

| Analyte | Spike Amount mg/l | Original Result mg/l | MS Result mg/l | MSD Result mg/l | MS Rec. % | MSD Rec. % | Dilution | Rec. Limits % | MS Qualifier | MSD Qualifier | RPD % | RPD Limits % |
|---|---|---|---|---|---|---|---|---|---|---|---|---|
| 1,3,5-Trimethylbenzene | 0.00500 | ND | 0.00536 | 0.00491 | 107 | 98.2 | 1 | 28.0-153 | | | 8.76 | 27 |
| Vinyl acetate | 0.0250 | ND | 0.0476 | 0.0448 | 190 | 179 | 1 | 12.0-160 | M1 | M1 | 6.06 | 31 |
| Vinyl chloride | 0.00500 | ND | 0.00557 | 0.00524 | 111 | 105 | 1 | 10.0-160 | | | 6.11 | 27 |
| Xylenes, Total | 0.0150 | ND | 0.0164 | 0.0154 | 109 | 103 | 1 | 29.0-154 | | | 6.29 | 28 |
| Di-isopropyl ether | 0.00500 | ND | 0.00551 | 0.00527 | 110 | 105 | 1 | 21.0-160 | | | 4.45 | 28 |
| Ethanol | 0.250 | ND | 0.301 | 0.288 | 120 | 115 | 1 | 50.0-150 | | | 4.41 | 20 |
| Ethyl tert-butyl ether | 0.00500 | ND | 0.00595 | 0.00557 | 119 | 111 | 1 | 10.0-160 | | | 6.60 | 37 |
| Methyl tert-butyl ether | 0.00500 | ND | 0.00616 | 0.00580 | 123 | 116 | 1 | 28.0-150 | | | 6.02 | 29 |
| tert-Butyl alcohol | 0.0250 | ND | 0.0300 | 0.0278 | 120 | 111 | 1 | 50.0-150 | | | 7.61 | 20 |
| tert-Amyl Methyl Ether | 0.00500 | ND | 0.00610 | 0.00561 | 122 | 112 | 1 | 10.0-160 | | | 8.37 | 37 |
| *(S) Toluene-d8* | | | | | *96.6* | *97.8* | | *80.0-120* | | | | |
| *(S) 4-Bromofluorobenzene* | | | | | *100* | *99.9* | | *77.0-126* | | | | |
| *(S) 1,2-Dichloroethane-d4* | | | | | *92.1* | *91.1* | | *70.0-130* | | | | |

# INTERNAL STANDARD SUMMARY

## Instrument: VOCMS26 • File ID: 0310_02

03/10/24 12:09

| Sample ID | File ID | 8260-FLUOROBENZENE | 8260-CHLOROBENZENE-D5 | 8260-1,4-DICHLOROBENZENE-D4 |
|---|---|---|---|---|
| | | Response | Response | Response |
| Standard | 0310_02 | 223945 | 115969 | 107242 |
| Upper Limit | | 447890 | 231938 | 214484 |
| Lower Limit | | 111973 | 57985 | 53621 |
| LCS R4044016-1 WG2243713 1x | 0310_02LCS | 223945 | 115969 | 107242 |
| LCSD R4044016-2 WG2243713 1x | 0310_03 | 220812 | 114789 | 106608 |
| BLANK R4044016-3 WG2243713 1x | 0310_07 | 209124 | 103831 | 92931 |
| L1712728-03 WG2243713 1x | 0310_10 | 206271 | 102536 | 91530 |
| L1712728-01 WG2243713 1x | 0310_15 | 191556 | 96396 | 84828 |
| L1712728-02 WG2243713 1x | 0310_16 | 193503 | 94754 | 84271 |
| MS R4044016-4 WG2243713 1x | 0310_25 | 234570 | 119998 | 109538 |
| MSD R4044016-5 WG2243713 1x | 0310_26 | 236767 | 120985 | 111267 |
| MS R4044016-6 WG2243713 1x | 0310_27 | 231402 | 119454 | 109130 |
| MSD R4044016-7 WG2243713 1x | 0310_28 | 238486 | 122356 | 108737 |
| MS R4044016-8 WG2243713 1x | 0310_29 | 233500 | 119716 | 108217 |
| MSD R4044016-9 WG2243713 1x | 0310_30 | 240523 | 124100 | 113736 |

# GLOSSARY OF TERMS

## Guide to Reading and Understanding Your Laboratory Report

The information below is designed to better explain the various terms used in your report of analytical results from the Laboratory. This is not intended as a comprehensive explanation, and if you have additional questions please contact your project representative.

Results Disclaimer - Information that may be provided by the customer, and contained within this report, include Permit Limits, Project Name, Sample ID, Sample Matrix, Sample Preservation, Field Blanks, Field Spikes, Field Duplicates, On-Site Data, Sampling Collection Dates/Times, and Sampling Location. Results relate to the accuracy of this information provided, and as the samples are received.

## Abbreviations and Definitions

| | |
|---|---|
| MDL | Method Detection Limit. |
| ND | Not detected at the Reporting Limit (or MDL where applicable). |
| RDL | Reported Detection Limit. |
| Rec. | Recovery. |
| RPD | Relative Percent Difference. |
| SDG | Sample Delivery Group. |
| (S) | Surrogate (Surrogate Standard) - Analytes added to every blank, sample, Laboratory Control Sample/Duplicate and Matrix Spike/Duplicate; used to evaluate analytical efficiency by measuring recovery. Surrogates are not expected to be detected in all environmental media. |
| U | Not detected at the Reporting Limit (or MDL where applicable). |
| Analyte | The name of the particular compound or analysis performed. Some Analyses and Methods will have multiple analytes reported. |
| Dilution | If the sample matrix contains an interfering material, the sample preparation volume or weight values differ from the standard, or if concentrations of analytes in the sample are higher than the highest limit of concentration that the laboratory can accurately report, the sample may be diluted for analysis. If a value different than 1 is used in this field, the result reported has already been corrected for this factor. |
| Limits | These are the target % recovery ranges or % difference value that the laboratory has historically determined as normal for the method and analyte being reported. Successful QC Sample analysis will target all analytes recovered or duplicated within these ranges. |
| Original Sample | The non-spiked sample in the prep batch used to determine the Relative Percent Difference (RPD) from a quality control sample. The Original Sample may not be included within the reported SDG. |
| Qualifier | This column provides a letter and/or number designation that corresponds to additional information concerning the result reported. If a Qualifier is present, a definition per Qualifier is provided within the Glossary and Definitions page and potentially a discussion of possible implications of the Qualifier in the Case Narrative if applicable. |
| Result | The actual analytical final result (corrected for any sample specific characteristics) reported for your sample. If there was no measurable result returned for a specific analyte, the result in this column may state “ND” (Not Detected) or “BDL” (Below Detectable Levels). The information in the results column should always be accompanied by either an MDL (Method Detection Limit) or RDL (Reporting Detection Limit) that defines the lowest value that the laboratory could detect or report for this analyte. |
| Uncertainty (Radiochemistry) | Confidence level of 2 sigma. |
| Case Narrative (Cn) | A brief discussion about the included sample results, including a discussion of any non-conformances to protocol observed either at sample receipt by the laboratory from the field or during the analytical process. If present, there will be a section in the Case Narrative to discuss the meaning of any data qualifiers used in the report. |
| Quality Control Summary (Qc) | This section of the report includes the results of the laboratory quality control analyses required by procedure or analytical methods to assist in evaluating the validity of the results reported for your samples. These analyses are not being performed on your samples typically, but on laboratory generated material. |
| Sample Chain of Custody (Sc) | This is the document created in the field when your samples were initially collected. This is used to verify the time and date of collection, the person collecting the samples, and the analyses that the laboratory is requested to perform. This chain of custody also documents all persons (excluding commercial shippers) that have had control or possession of the samples from the time of collection until delivery to the laboratory for analysis. |
| Sample Results (Sr) | This section of your report will provide the results of all testing performed on your samples. These results are provided by sample ID and are separated by the analyses performed on each sample. The header line of each analysis section for each sample will provide the name and method number for the analysis reported. |
| Sample Summary (Ss) | This section of the Analytical Report defines the specific analyses performed for each sample ID, including the dates and times of preparation and/or analysis. |

| Qualifier | Description |
|---|---|
| B1 | Target analyte detected in method blank at or above the method reporting limit. |
| E4 | Concentration estimated. Analyte was detected below laboratory minimum reporting level (MRL) but above MDL. |
| L1 | The associated blank spike recovery was above laboratory acceptance limits. |
| L2 | The associated blank spike recovery was below laboratory acceptance limits. |
| M1 | Matrix spike recovery was high, the method control sample recovery was acceptable. |
| M2 | Matrix spike recovery was low, the method control sample recovery was acceptable. |
| R7 | LFB/LFBD RPD exceeded the laboratory acceptance limit. Recovery met acceptance criteria. |

# ACCREDITATIONS & LOCATIONS

## Pace Analytical National 12065 Lebanon Rd Mount Juliet, TN 37122

| | | | |
|---|---|---|---|
| Alabama | 40660 | Nebraska | NE-OS-15-05 |
| Alaska | 17-026 | Nevada | TN000032021-1 |
| Arizona | AZ0612 | New Hampshire | 2975 |
| Arkansas | 88-0469 | New Jersey–NELAP | TN002 |
| California | 2932 | New Mexico [1] | TN00003 |
| Colorado | TN00003 | New York | 11742 |
| Connecticut | PH-0197 | North Carolina | Env375 |
| Florida | E87487 | North Carolina [1] | DW21704 |
| Georgia | NELAP | North Carolina [3] | 41 |
| Georgia [1] | 923 | North Dakota | R-140 |
| Idaho | TN00003 | Ohio–VAP | CL0069 |
| Illinois | 200008 | Oklahoma | 9915 |
| Indiana | C-TN-01 | Oregon | TN200002 |
| Iowa | 364 | Pennsylvania | 68-02979 |
| Kansas | E-10277 | Rhode Island | LAO000356 |
| Kentucky [1 6] | KY90010 | South Carolina | 84004002 |
| Kentucky [2] | 16 | South Dakota | n/a |
| Louisiana | AI30792 | Tennessee [1 4] | 2006 |
| Louisiana | LA018 | Texas | T104704245-20-18 |
| Maine | TN00003 | Texas [5] | LAB0152 |
| Maryland | 324 | Utah | TN000032021-11 |
| Massachusetts | M-TN003 | Vermont | VT2006 |
| Michigan | 9958 | Virginia | 110033 |
| Minnesota | 047-999-395 | Washington | C847 |
| Mississippi | TN00003 | West Virginia | 233 |
| Missouri | 340 | Wisconsin | 998093910 |
| Montana | CERT0086 | Wyoming | A2LA |
| A2LA – ISO 17025 | 1461.01 | AIHA-LAP,LLC EMLAP | 100789 |
| A2LA – ISO 17025 [5] | 1461.02 | DOD | 1461.01 |
| Canada | 1461.01 | USDA | P330-15-00234 |
| EPA–Crypto | TN00003 | | |

[1] Drinking Water [2] Underground Storage Tanks [3] Aquatic Toxicity [4] Chemical/Microbiological [5] Mold [6] Wastewater n/a Accreditation not applicable

* Not all certifications held by the laboratory are applicable to the results reported in the attached report.

* Accreditation is only applicable to the test methods specified on each scope of accreditation held by Pace Analytical.

Company Name/Address:
**Kinder Morgan - Rocklin, CA-AZ Work**

**410 N.44th Street**
**Suite 1000**
**Phoenix. AZ 85008**

Billing Information:
**Accounts Payable- Alan Van Antwerp**
**9950 SAN DIEGO MISSION RD.**
**SAN DIEGO, CA 92108**

Pres Chk

Report to: **Bob Forsberg**

Email To: **bob.forsberg@arcadis-us.com;sascha.arnold@arcadis.com**

Project Description: **KMEP Silvercroft Wash**

City/State Collected: Tucson AZ

Please Circle: PT MT CT ET

Phone: **602-438-0883**

Client Project # ~~30179444.01~~ 320716

Lab Project # **KINARCPAZ-SILVERCROF**

Collected by (print): MS/SXA

Site/Facility ID # **SILVERCROFT WASH**

P.O. # **WD1046679**

Collected by (signature):

Immediately Packed on Ice N ___ Y X

***Rush?*** (Lab MUST Be Notified)
___ Same Day ___ Five Day
___ Next Day ___ 5 Day (Rad Only)
___ Two Day ___ 10 Day (Rad Only)
___ Three Day

Quote #

Date Results Needed: STDTAT

Analysis / Container / Preservative

| Sample ID | Comp/Grab | Matrix * | Depth | Date | Time | No. of Cntrs | *NO2,NO3,SO4 125mlHDPE-NoPres | EEM RSK175 40mlAmb HCl | HOLD - NO2+NO3 250mlHDPE-H2SO4 | TDS 1L-HDPE NoPres | Total Fe 6010 250mlHDPE-HNO3 | VOCs+OXYs 8260 40mlAmb-HCl | Remarks | Sample # (lab only) |
|---|---|---|---|---|---|---|---|---|---|---|---|---|---|---|
| WR-463A | GRAB | GW | 152' | 03-06-2024 | 1342 | 18 | X | X | X | X | X | X | RUN MS/MSD | 01 |
| R-079A | GRAB | GW | 161' | 03-06-2024 | 1440 | 9 | X | X | X | X | X | X | | 02 |
| | | GW | | | | | | | | | | | | |
| | | GW | | | | | | | | | | | | |
| | | GW | | | | | | | | | | | | |
| | | GW | | | | | | | | | | | | |
| | | GW | | | | | | | | | | | | |
| | | GW | | | | | | | | | | | | |
| | | GW | | | | | | | | | | | | |
| TRIP BLANK | — | ~~GW~~ | — | 03-06-2024 | — | | | | | | | X | | 03 |

Chain of Custody Page 1 of 1

Pace
PEOPLE ADVANCING SCIENCE

**MT JULIET, TN**

12065 Lebanon Rd Mount Juliet, TN 37122
Submitting a sample via this chain of custody constitutes acknowledgment and acceptance of the Pace Terms and Conditions found at: https://info.pacelabs.com/hubfs/pas-standard-terms.pdf

SDG # 471272B
A205

Acctnum: **KINARCPAZ**
Template: **T190237**
Prelogin: **P1053889**
PM: **110 - Brian Ford**
PB:

Shipped Via:

* Matrix:
**SS** - Soil **AIR** - Air **F** - Filter
**GW** - Groundwater **B** - Bioassay
**WW** - WasteWater
**DW** - Drinking Water
**OT** - Other_____

**Remarks:*NO2,NO3 have a 48 hour holding time.**
COT wells
SHIP VIA FEDEX

pH _____ Temp _____
Flow _____ Other _____

Samples returned via: __ UPS __ FedEx __ Courier _____

Tracking # 6727 1916 1590

Sample Receipt Checklist

| | | |
|---|---|---|
| COC Seal Present/Intact: | NP | Y N |
| COC Signed/Accurate: | | Y N |
| Bottles arrive intact: | | Y N |
| Correct bottles used: | | Y N |
| Sufficient volume sent: | | Y N |
| If Applicable | | |
| VOA Zero Headspace: | | Y N |
| Preservation Correct/Checked: | | Y N |
| RAD Screen <0.5 mR/hr: | | Y N |

| Relinquished by : (Signature) | Date: | Time: | Received by: (Signature) | Trip Blank Received: Yes / No HCL / MeoH TBR |
|---|---|---|---|---|
| | 03-06-2024 | 1550 | SHIP-N-MAIL | 2 |
| Relinquished by : (Signature) | Date: | Time: | Received by: (Signature) | Temp: °C Bottles Received: |
| | | | | 5.3+0.5=5.8 MS 27 |
| Relinquished by : (Signature) | Date: | Time: | Received for lab by: (Signature) | Date: Time: |
| | | | | 3/7/24 9:10 |

PH-10BDH6021 TRC-2352362
CR6-20221V

If ate/Time

Hold:

Condition: NCF / OK

# ANALYTICAL REPORT

March 18, 2024



## Kinder Morgan - Rocklin, CA-AZ Work

| | |
|---|---|
| Sample Delivery Group: | L1713243 |
| Samples Received: | 03/08/2024 |
| Project Number: | 30207116 |
| Description: | KMEP Silvercroft Wash |
| Site: | SILVERCROFT WASH |
| Report To: | Bob Forsberg<br>410 N.44th Street<br>Suite 1000<br>Phoenix, AZ 85008 |

Entire Report Reviewed By:

Brian Ford

Project Manager

Results relate only to the items tested or calibrated and are reported as rounded values. This test report shall not be reproduced, except in full, without written approval of the laboratory. Where applicable, sampling conducted by Pace Analytical National is performed per guidance provided in laboratory standard operating procedures ENV-SOP-MTJL-0067 and ENV-SOP-MTJL-0068. Where sampling conducted by the customer, results relate to the accuracy of the information provided, and as the samples are received.

**Pace Analytical National**

12065 Lebanon Rd Mount Juliet, TN 37122 615-758-5858 800-767-5859 www.pacenational.com

# TABLE OF CONTENTS


Cp: Cover Page 1

Tc: Table of Contents 2

Ss: Sample Summary 3

Cn: Case Narrative 5

Sr: Sample Results 6

- R-122A L1713243-01 6
- WR-242A L1713243-02 8
- WR-464A DUP L1713243-03 10
- WR-464A L1713243-04 12
- WR-467A L1713243-05 14
- R-082A L1713243-06 16
- EB-3 L1713243-07 18
- TRIP BLANK L1713243-08 20

Qc: Quality Control Summary 22

- Gravimetric Analysis by Method 2540 C-2011 22
- Wet Chemistry by Method 9056A 25
- Metals (ICP) by Method 6010D 29
- Volatile Organic Compounds (GC) by Method RSK175 30
- Volatile Organic Compounds (GC/MS) by Method 8260B 32

Is: Internal Standard Summary 40

- Volatile Organic Compounds (GC/MS) by Method 8260B 40

Gl: Glossary of Terms 41

Al: Accreditations & Locations 42

Sc: Sample Chain of Custody 43

## R-122A L1713243-01 GW

Collected by: MS/SXA | Collected date/time: 03/07/24 09:25 | Received date/time: 03/08/24 09:00

| Method | Batch | Dilution | Preparation date/time | Analysis date/time | Analyst | Location |
|---|---|---|---|---|---|---|
| Gravimetric Analysis by Method 2540 C-2011 | WG2245686 | 1 | 03/13/24 14:01 | 03/13/24 15:02 | JAC | Mt. Juliet, TN |
| Wet Chemistry by Method 9056A | WG2242747 | 1 | 03/08/24 22:03 | 03/08/24 22:03 | ASM | Mt. Juliet, TN |
| Metals (ICP) by Method 6010D | WG2243605 | 1 | 03/14/24 09:56 | 03/14/24 20:16 | JTM | Mt. Juliet, TN |
| Volatile Organic Compounds (GC) by Method RSK175 | WG2242828 | 1 | 03/12/24 11:55 | 03/12/24 11:55 | CCM | Mt. Juliet, TN |
| Volatile Organic Compounds (GC/MS) by Method 8260B | WG2244713 | 1 | 03/12/24 14:53 | 03/12/24 14:53 | JAH | Mt. Juliet, TN |

## WR-242A L1713243-02 GW

Collected by: MS/SXA | Collected date/time: 03/07/24 10:35 | Received date/time: 03/08/24 09:00

| Method | Batch | Dilution | Preparation date/time | Analysis date/time | Analyst | Location |
|---|---|---|---|---|---|---|
| Gravimetric Analysis by Method 2540 C-2011 | WG2245687 | 1 | 03/13/24 14:01 | 03/14/24 07:58 | MMF | Mt. Juliet, TN |
| Wet Chemistry by Method 9056A | WG2242747 | 1 | 03/08/24 23:19 | 03/08/24 23:19 | ASM | Mt. Juliet, TN |
| Wet Chemistry by Method 9056A | WG2242747 | 5 | 03/08/24 23:31 | 03/08/24 23:31 | ASM | Mt. Juliet, TN |
| Metals (ICP) by Method 6010D | WG2243605 | 1 | 03/14/24 09:56 | 03/14/24 20:27 | JTM | Mt. Juliet, TN |
| Volatile Organic Compounds (GC) by Method RSK175 | WG2242828 | 1 | 03/12/24 12:01 | 03/12/24 12:01 | CCM | Mt. Juliet, TN |
| Volatile Organic Compounds (GC/MS) by Method 8260B | WG2244713 | 1 | 03/12/24 15:15 | 03/12/24 15:15 | JAH | Mt. Juliet, TN |

## WR-464A DUP L1713243-03 GW

Collected by: MS/SXA | Collected date/time: 03/07/24 11:45 | Received date/time: 03/08/24 09:00

| Method | Batch | Dilution | Preparation date/time | Analysis date/time | Analyst | Location |
|---|---|---|---|---|---|---|
| Gravimetric Analysis by Method 2540 C-2011 | WG2245683 | 1 | 03/13/24 21:56 | 03/14/24 13:22 | MMF | Mt. Juliet, TN |
| Wet Chemistry by Method 9056A | WG2242747 | 1 | 03/09/24 00:09 | 03/09/24 00:09 | ASM | Mt. Juliet, TN |
| Wet Chemistry by Method 9056A | WG2242747 | 5 | 03/09/24 00:22 | 03/09/24 00:22 | ASM | Mt. Juliet, TN |
| Metals (ICP) by Method 6010D | WG2243605 | 1 | 03/14/24 09:56 | 03/14/24 20:30 | JTM | Mt. Juliet, TN |
| Volatile Organic Compounds (GC) by Method RSK175 | WG2242828 | 1 | 03/12/24 12:04 | 03/12/24 12:04 | CCM | Mt. Juliet, TN |
| Volatile Organic Compounds (GC/MS) by Method 8260B | WG2244713 | 1 | 03/12/24 15:36 | 03/12/24 15:36 | JAH | Mt. Juliet, TN |

## WR-464A L1713243-04 GW

Collected by: MS/SXA | Collected date/time: 03/07/24 11:40 | Received date/time: 03/08/24 09:00

| Method | Batch | Dilution | Preparation date/time | Analysis date/time | Analyst | Location |
|---|---|---|---|---|---|---|
| Gravimetric Analysis by Method 2540 C-2011 | WG2245686 | 1 | 03/13/24 14:01 | 03/13/24 15:02 | JAC | Mt. Juliet, TN |
| Wet Chemistry by Method 9056A | WG2242747 | 1 | 03/09/24 00:34 | 03/09/24 00:34 | ASM | Mt. Juliet, TN |
| Wet Chemistry by Method 9056A | WG2242747 | 5 | 03/09/24 00:47 | 03/09/24 00:47 | ASM | Mt. Juliet, TN |
| Metals (ICP) by Method 6010D | WG2243605 | 1 | 03/14/24 09:56 | 03/14/24 20:33 | JTM | Mt. Juliet, TN |
| Volatile Organic Compounds (GC) by Method RSK175 | WG2242828 | 1 | 03/12/24 12:07 | 03/12/24 12:07 | CCM | Mt. Juliet, TN |
| Volatile Organic Compounds (GC/MS) by Method 8260B | WG2244713 | 1 | 03/12/24 15:58 | 03/12/24 15:58 | JAH | Mt. Juliet, TN |

## WR-467A L1713243-05 GW

Collected by: MS/SXA | Collected date/time: 03/07/24 12:35 | Received date/time: 03/08/24 09:00

| Method | Batch | Dilution | Preparation date/time | Analysis date/time | Analyst | Location |
|---|---|---|---|---|---|---|
| Gravimetric Analysis by Method 2540 C-2011 | WG2245683 | 1 | 03/13/24 21:56 | 03/14/24 13:22 | MMF | Mt. Juliet, TN |
| Wet Chemistry by Method 9056A | WG2242595 | 1 | 03/09/24 07:14 | 03/09/24 07:14 | GEB | Mt. Juliet, TN |
| Wet Chemistry by Method 9056A | WG2242595 | 5 | 03/09/24 11:29 | 03/09/24 11:29 | GEB | Mt. Juliet, TN |
| Metals (ICP) by Method 6010D | WG2243605 | 1 | 03/14/24 09:56 | 03/14/24 20:36 | JTM | Mt. Juliet, TN |
| Volatile Organic Compounds (GC) by Method RSK175 | WG2242828 | 1 | 03/12/24 12:09 | 03/12/24 12:09 | CCM | Mt. Juliet, TN |
| Volatile Organic Compounds (GC/MS) by Method 8260B | WG2244713 | 1 | 03/12/24 16:19 | 03/12/24 16:19 | JAH | Mt. Juliet, TN |

## R-082A L1713243-06 GW

Collected by: MS/SXA | Collected date/time: 03/07/24 13:25 | Received date/time: 03/08/24 09:00

| Method | Batch | Dilution | Preparation date/time | Analysis date/time | Analyst | Location |
|---|---|---|---|---|---|---|
| Gravimetric Analysis by Method 2540 C-2011 | WG2245686 | 1 | 03/13/24 14:01 | 03/13/24 15:02 | JAC | Mt. Juliet, TN |
| Wet Chemistry by Method 9056A | WG2242595 | 1 | 03/09/24 07:27 | 03/09/24 07:27 | GEB | Mt. Juliet, TN |
| Metals (ICP) by Method 6010D | WG2243605 | 1 | 03/14/24 09:56 | 03/14/24 20:44 | JTM | Mt. Juliet, TN |
| Volatile Organic Compounds (GC) by Method RSK175 | WG2242828 | 1 | 03/12/24 12:19 | 03/12/24 12:19 | CCM | Mt. Juliet, TN |
| Volatile Organic Compounds (GC/MS) by Method 8260B | WG2244713 | 1 | 03/12/24 16:41 | 03/12/24 16:41 | JAH | Mt. Juliet, TN |

## EB-3 L1713243-07 GW

Collected by: MS/SXA | Collected date/time: 03/07/24 08:15 | Received date/time: 03/08/24 09:00

| Method | Batch | Dilution | Preparation date/time | Analysis date/time | Analyst | Location |
|---|---|---|---|---|---|---|
| Volatile Organic Compounds (GC/MS) by Method 8260B | WG2244713 | 1 | 03/12/24 17:02 | 03/12/24 17:02 | JAH | Mt. Juliet, TN |

## TRIP BLANK L1713243-08 GW

Collected by: MS/SXA | Collected date/time: 03/07/24 00:00 | Received date/time: 03/08/24 09:00

| Method | Batch | Dilution | Preparation date/time | Analysis date/time | Analyst | Location |
|---|---|---|---|---|---|---|
| Volatile Organic Compounds (GC/MS) by Method 8260B | WG2244713 | 1 | 03/12/24 13:48 | 03/12/24 13:48 | JAH | Mt. Juliet, TN |

# CASE NARRATIVE

All sample aliquots were received at the correct temperature, in the proper containers, with the appropriate preservatives, and within method specified holding times, unless qualified or notated within the report. Where applicable, all MDL (LOD) and RDL (LOQ) values reported for environmental samples have been corrected for the dilution factor used in the analysis. All Method and Batch Quality Control are within established criteria except where addressed in this case narrative, a non-conformance form or properly qualified within the sample results. By my digital signature below, I affirm to the best of my knowledge, all problems/anomalies observed by the laboratory as having the potential to affect the quality of the data have been identified by the laboratory, and no information or data have been knowingly withheld that would affect the quality of the data.

Brian Ford
Project Manager

## Gravimetric Analysis by Method 2540 C-2011

| Analyte | Result mg/l | Qualifier | RDL mg/l | Dilution | Analysis date / time | Batch |
|---|---|---|---|---|---|---|
| Dissolved Solids | 474 | | 10.0 | 1 | 03/13/2024 15:02 | WG2245686 |

## Wet Chemistry by Method 9056A

| Analyte | Result mg/l | Qualifier | RDL mg/l | Dilution | Analysis date / time | Batch |
|---|---|---|---|---|---|---|
| Nitrate | 1.09 | | 0.100 | 1 | 03/08/2024 22:03 | WG2242747 |
| Nitrite | ND | | 0.100 | 1 | 03/08/2024 22:03 | WG2242747 |
| Sulfate | 42.4 | | 5.00 | 1 | 03/08/2024 22:03 | WG2242747 |

## Metals (ICP) by Method 6010D

| Analyte | Result mg/l | Qualifier | RDL mg/l | Dilution | Analysis date / time | Batch |
|---|---|---|---|---|---|---|
| Iron | ND | | 0.100 | 1 | 03/14/2024 20:16 | WG2243605 |

## Volatile Organic Compounds (GC) by Method RSK175

| Analyte | Result mg/l | Qualifier | RDL mg/l | Dilution | Analysis date / time | Batch |
|---|---|---|---|---|---|---|
| Methane | ND | | 0.0100 | 1 | 03/12/2024 11:55 | WG2242828 |
| Ethane | ND | | 0.0130 | 1 | 03/12/2024 11:55 | WG2242828 |
| Ethene | ND | | 0.0130 | 1 | 03/12/2024 11:55 | WG2242828 |

## Volatile Organic Compounds (GC/MS) by Method 8260B

| Analyte | Result mg/l | Qualifier | RDL mg/l | Dilution | Analysis date / time | Batch |
|---|---|---|---|---|---|---|
| Acetone | ND | | 0.0500 | 1 | 03/12/2024 14:53 | WG2244713 |
| Acrylonitrile | ND | | 0.0100 | 1 | 03/12/2024 14:53 | WG2244713 |
| Benzene | ND | | 0.00100 | 1 | 03/12/2024 14:53 | WG2244713 |
| Bromobenzene | ND | | 0.00100 | 1 | 03/12/2024 14:53 | WG2244713 |
| Bromochloromethane | ND | L1 | 0.00100 | 1 | 03/12/2024 14:53 | WG2244713 |
| Bromodichloromethane | ND | | 0.00100 | 1 | 03/12/2024 14:53 | WG2244713 |
| Bromoform | ND | | 0.00100 | 1 | 03/12/2024 14:53 | WG2244713 |
| Bromomethane | ND | | 0.00500 | 1 | 03/12/2024 14:53 | WG2244713 |
| n-Butylbenzene | ND | | 0.00100 | 1 | 03/12/2024 14:53 | WG2244713 |
| sec-Butylbenzene | ND | | 0.00100 | 1 | 03/12/2024 14:53 | WG2244713 |
| tert-Butylbenzene | ND | | 0.00100 | 1 | 03/12/2024 14:53 | WG2244713 |
| Carbon tetrachloride | ND | | 0.00100 | 1 | 03/12/2024 14:53 | WG2244713 |
| Carbon disulfide | ND | | 0.00100 | 1 | 03/12/2024 14:53 | WG2244713 |
| Chlorobenzene | ND | | 0.00100 | 1 | 03/12/2024 14:53 | WG2244713 |
| Chlorodibromomethane | ND | | 0.00100 | 1 | 03/12/2024 14:53 | WG2244713 |
| Chloroethane | ND | | 0.00500 | 1 | 03/12/2024 14:53 | WG2244713 |
| Chloroform | ND | | 0.00500 | 1 | 03/12/2024 14:53 | WG2244713 |
| Chloromethane | ND | | 0.00250 | 1 | 03/12/2024 14:53 | WG2244713 |
| 1,2-Dibromo-3-Chloropropane | ND | | 0.00500 | 1 | 03/12/2024 14:53 | WG2244713 |
| 1,2-Dibromoethane | ND | | 0.00100 | 1 | 03/12/2024 14:53 | WG2244713 |
| Dibromomethane | ND | | 0.00100 | 1 | 03/12/2024 14:53 | WG2244713 |
| 1,2-Dichlorobenzene | ND | | 0.00100 | 1 | 03/12/2024 14:53 | WG2244713 |
| 1,3-Dichlorobenzene | ND | | 0.00100 | 1 | 03/12/2024 14:53 | WG2244713 |
| 1,4-Dichlorobenzene | ND | | 0.00100 | 1 | 03/12/2024 14:53 | WG2244713 |
| trans-1,4-Dichloro-2-butene | ND | | 0.00250 | 1 | 03/12/2024 14:53 | WG2244713 |
| Dichlorodifluoromethane | ND | M1 | 0.00500 | 1 | 03/12/2024 14:53 | WG2244713 |
| 1,1-Dichloroethane | ND | | 0.00100 | 1 | 03/12/2024 14:53 | WG2244713 |
| 1,2-Dichloroethane | ND | | 0.00100 | 1 | 03/12/2024 14:53 | WG2244713 |
| 1,1-Dichloroethene | ND | | 0.00100 | 1 | 03/12/2024 14:53 | WG2244713 |
| cis-1,2-Dichloroethene | ND | | 0.00100 | 1 | 03/12/2024 14:53 | WG2244713 |

## Volatile Organic Compounds (GC/MS) by Method 8260B

| Analyte | Result mg/l | Qualifier | RDL mg/l | Dilution | Analysis date / time | Batch |
|---|---|---|---|---|---|---|
| trans-1,2-Dichloroethene | ND | | 0.00100 | 1 | 03/12/2024 14:53 | WG2244713 |
| 1,2-Dichloropropane | ND | | 0.00100 | 1 | 03/12/2024 14:53 | WG2244713 |
| cis-1,3-Dichloropropene | ND | | 0.00100 | 1 | 03/12/2024 14:53 | WG2244713 |
| trans-1,3-Dichloropropene | ND | | 0.00100 | 1 | 03/12/2024 14:53 | WG2244713 |
| Ethylbenzene | ND | | 0.00100 | 1 | 03/12/2024 14:53 | WG2244713 |
| Hexachloro-1,3-butadiene | ND | | 0.00100 | 1 | 03/12/2024 14:53 | WG2244713 |
| 2-Hexanone | ND | | 0.0100 | 1 | 03/12/2024 14:53 | WG2244713 |
| 2-Butanone (MEK) | ND | | 0.0100 | 1 | 03/12/2024 14:53 | WG2244713 |
| Iodomethane | ND | | 0.0100 | 1 | 03/12/2024 14:53 | WG2244713 |
| Methylene Chloride | ND | | 0.00500 | 1 | 03/12/2024 14:53 | WG2244713 |
| 4-Methyl-2-pentanone (MIBK) | ND | | 0.0100 | 1 | 03/12/2024 14:53 | WG2244713 |
| Naphthalene | ND | | 0.00500 | 1 | 03/12/2024 14:53 | WG2244713 |
| n-Propylbenzene | ND | | 0.00100 | 1 | 03/12/2024 14:53 | WG2244713 |
| Styrene | ND | | 0.00100 | 1 | 03/12/2024 14:53 | WG2244713 |
| 1,1,1,2-Tetrachloroethane | ND | | 0.00100 | 1 | 03/12/2024 14:53 | WG2244713 |
| 1,1,2,2-Tetrachloroethane | ND | | 0.00100 | 1 | 03/12/2024 14:53 | WG2244713 |
| 1,1,2-Trichlorotrifluoroethane | ND | | 0.00100 | 1 | 03/12/2024 14:53 | WG2244713 |
| Tetrachloroethene | ND | | 0.00100 | 1 | 03/12/2024 14:53 | WG2244713 |
| Toluene | ND | | 0.00100 | 1 | 03/12/2024 14:53 | WG2244713 |
| 1,2,4-Trichlorobenzene | ND | | 0.00100 | 1 | 03/12/2024 14:53 | WG2244713 |
| 1,1,1-Trichloroethane | ND | | 0.00100 | 1 | 03/12/2024 14:53 | WG2244713 |
| 1,1,2-Trichloroethane | ND | L1 | 0.00100 | 1 | 03/12/2024 14:53 | WG2244713 |
| Trichloroethene | ND | | 0.00100 | 1 | 03/12/2024 14:53 | WG2244713 |
| Trichlorofluoromethane | ND | | 0.00500 | 1 | 03/12/2024 14:53 | WG2244713 |
| 1,2,3-Trichloropropane | ND | | 0.00250 | 1 | 03/12/2024 14:53 | WG2244713 |
| 1,2,4-Trimethylbenzene | ND | | 0.00100 | 1 | 03/12/2024 14:53 | WG2244713 |
| 1,3,5-Trimethylbenzene | ND | | 0.00100 | 1 | 03/12/2024 14:53 | WG2244713 |
| Vinyl acetate | ND | | 0.0100 | 1 | 03/12/2024 14:53 | WG2244713 |
| Vinyl chloride | ND | | 0.00100 | 1 | 03/12/2024 14:53 | WG2244713 |
| Xylenes, Total | ND | | 0.00300 | 1 | 03/12/2024 14:53 | WG2244713 |
| Di-isopropyl ether | ND | | 0.00100 | 1 | 03/12/2024 14:53 | WG2244713 |
| Ethanol | ND | | 0.100 | 1 | 03/12/2024 14:53 | WG2244713 |
| Ethyl tert-butyl ether | ND | | 0.00100 | 1 | 03/12/2024 14:53 | WG2244713 |
| Methyl tert-butyl ether | ND | | 0.00100 | 1 | 03/12/2024 14:53 | WG2244713 |
| tert-Butyl alcohol | 0.00574 | | 0.00500 | 1 | 03/12/2024 14:53 | WG2244713 |
| tert-Amyl Methyl Ether | ND | | 0.00100 | 1 | 03/12/2024 14:53 | WG2244713 |
| *(S) Toluene-d8* | *106* | | *80.0-120* | | *03/12/2024 14:53* | WG2244713 |
| *(S) 4-Bromofluorobenzene* | *101* | | *77.0-126* | | *03/12/2024 14:53* | WG2244713 |
| *(S) 1,2-Dichloroethane-d4* | *95.4* | | *70.0-130* | | *03/12/2024 14:53* | WG2244713 |

1 Cp
2 Tc
3 Ss
4 Cn
5 Sr
6 Qc
7 Is
8 Gl
9 Al
10 Sc

## Gravimetric Analysis by Method 2540 C-2011

| Analyte | Result mg/l | Qualifier | RDL mg/l | Dilution | Analysis date / time | Batch |
|---|---|---|---|---|---|---|
| Dissolved Solids | 1000 | | 20.0 | 1 | 03/14/2024 07:58 | WG2245687 |

## Wet Chemistry by Method 9056A

| Analyte | Result mg/l | Qualifier | RDL mg/l | Dilution | Analysis date / time | Batch |
|---|---|---|---|---|---|---|
| Nitrate | 3.58 | | 0.100 | 1 | 03/08/2024 23:19 | WG2242747 |
| Nitrite | ND | | 0.100 | 1 | 03/08/2024 23:19 | WG2242747 |
| Sulfate | 315 | | 25.0 | 5 | 03/08/2024 23:31 | WG2242747 |

## Metals (ICP) by Method 6010D

| Analyte | Result mg/l | Qualifier | RDL mg/l | Dilution | Analysis date / time | Batch |
|---|---|---|---|---|---|---|
| Iron | 0.635 | | 0.100 | 1 | 03/14/2024 20:27 | WG2243605 |

## Volatile Organic Compounds (GC) by Method RSK175

| Analyte | Result mg/l | Qualifier | RDL mg/l | Dilution | Analysis date / time | Batch |
|---|---|---|---|---|---|---|
| Methane | ND | | 0.0100 | 1 | 03/12/2024 12:01 | WG2242828 |
| Ethane | ND | | 0.0130 | 1 | 03/12/2024 12:01 | WG2242828 |
| Ethene | ND | | 0.0130 | 1 | 03/12/2024 12:01 | WG2242828 |

## Volatile Organic Compounds (GC/MS) by Method 8260B

| Analyte | Result mg/l | Qualifier | RDL mg/l | Dilution | Analysis date / time | Batch |
|---|---|---|---|---|---|---|
| Acetone | ND | | 0.0500 | 1 | 03/12/2024 15:15 | WG2244713 |
| Acrylonitrile | ND | | 0.0100 | 1 | 03/12/2024 15:15 | WG2244713 |
| Benzene | ND | | 0.00100 | 1 | 03/12/2024 15:15 | WG2244713 |
| Bromobenzene | ND | | 0.00100 | 1 | 03/12/2024 15:15 | WG2244713 |
| Bromochloromethane | ND | L1 | 0.00100 | 1 | 03/12/2024 15:15 | WG2244713 |
| Bromodichloromethane | ND | | 0.00100 | 1 | 03/12/2024 15:15 | WG2244713 |
| Bromoform | ND | | 0.00100 | 1 | 03/12/2024 15:15 | WG2244713 |
| Bromomethane | ND | R7 | 0.00500 | 1 | 03/12/2024 15:15 | WG2244713 |
| n-Butylbenzene | ND | | 0.00100 | 1 | 03/12/2024 15:15 | WG2244713 |
| sec-Butylbenzene | ND | | 0.00100 | 1 | 03/12/2024 15:15 | WG2244713 |
| tert-Butylbenzene | ND | | 0.00100 | 1 | 03/12/2024 15:15 | WG2244713 |
| Carbon tetrachloride | ND | | 0.00100 | 1 | 03/12/2024 15:15 | WG2244713 |
| Carbon disulfide | ND | | 0.00100 | 1 | 03/12/2024 15:15 | WG2244713 |
| Chlorobenzene | ND | | 0.00100 | 1 | 03/12/2024 15:15 | WG2244713 |
| Chlorodibromomethane | ND | | 0.00100 | 1 | 03/12/2024 15:15 | WG2244713 |
| Chloroethane | ND | | 0.00500 | 1 | 03/12/2024 15:15 | WG2244713 |
| Chloroform | ND | | 0.00500 | 1 | 03/12/2024 15:15 | WG2244713 |
| Chloromethane | ND | | 0.00250 | 1 | 03/12/2024 15:15 | WG2244713 |
| 1,2-Dibromo-3-Chloropropane | ND | | 0.00500 | 1 | 03/12/2024 15:15 | WG2244713 |
| 1,2-Dibromoethane | ND | | 0.00100 | 1 | 03/12/2024 15:15 | WG2244713 |
| Dibromomethane | ND | | 0.00100 | 1 | 03/12/2024 15:15 | WG2244713 |
| 1,2-Dichlorobenzene | ND | | 0.00100 | 1 | 03/12/2024 15:15 | WG2244713 |
| 1,3-Dichlorobenzene | ND | | 0.00100 | 1 | 03/12/2024 15:15 | WG2244713 |
| 1,4-Dichlorobenzene | ND | | 0.00100 | 1 | 03/12/2024 15:15 | WG2244713 |
| trans-1,4-Dichloro-2-butene | ND | R5 | 0.00250 | 1 | 03/12/2024 15:15 | WG2244713 |
| Dichlorodifluoromethane | ND | | 0.00500 | 1 | 03/12/2024 15:15 | WG2244713 |
| 1,1-Dichloroethane | ND | | 0.00100 | 1 | 03/12/2024 15:15 | WG2244713 |
| 1,2-Dichloroethane | ND | | 0.00100 | 1 | 03/12/2024 15:15 | WG2244713 |
| 1,1-Dichloroethene | ND | | 0.00100 | 1 | 03/12/2024 15:15 | WG2244713 |
| cis-1,2-Dichloroethene | ND | | 0.00100 | 1 | 03/12/2024 15:15 | WG2244713 |

## Volatile Organic Compounds (GC/MS) by Method 8260B

| Analyte | Result mg/l | Qualifier | RDL mg/l | Dilution | Analysis date / time | Batch |
|---|---|---|---|---|---|---|
| trans-1,2-Dichloroethene | ND | | 0.00100 | 1 | 03/12/2024 15:15 | WG2244713 |
| 1,2-Dichloropropane | ND | | 0.00100 | 1 | 03/12/2024 15:15 | WG2244713 |
| cis-1,3-Dichloropropene | ND | | 0.00100 | 1 | 03/12/2024 15:15 | WG2244713 |
| trans-1,3-Dichloropropene | ND | | 0.00100 | 1 | 03/12/2024 15:15 | WG2244713 |
| Ethylbenzene | ND | | 0.00100 | 1 | 03/12/2024 15:15 | WG2244713 |
| Hexachloro-1,3-butadiene | ND | | 0.00100 | 1 | 03/12/2024 15:15 | WG2244713 |
| 2-Hexanone | ND | | 0.0100 | 1 | 03/12/2024 15:15 | WG2244713 |
| 2-Butanone (MEK) | ND | | 0.0100 | 1 | 03/12/2024 15:15 | WG2244713 |
| Iodomethane | ND | R5 | 0.0100 | 1 | 03/12/2024 15:15 | WG2244713 |
| Methylene Chloride | ND | | 0.00500 | 1 | 03/12/2024 15:15 | WG2244713 |
| 4-Methyl-2-pentanone (MIBK) | ND | | 0.0100 | 1 | 03/12/2024 15:15 | WG2244713 |
| Naphthalene | ND | | 0.00500 | 1 | 03/12/2024 15:15 | WG2244713 |
| n-Propylbenzene | ND | | 0.00100 | 1 | 03/12/2024 15:15 | WG2244713 |
| Styrene | ND | | 0.00100 | 1 | 03/12/2024 15:15 | WG2244713 |
| 1,1,1,2-Tetrachloroethane | ND | | 0.00100 | 1 | 03/12/2024 15:15 | WG2244713 |
| 1,1,2,2-Tetrachloroethane | ND | | 0.00100 | 1 | 03/12/2024 15:15 | WG2244713 |
| 1,1,2-Trichlorotrifluoroethane | ND | | 0.00100 | 1 | 03/12/2024 15:15 | WG2244713 |
| Tetrachloroethene | 0.0102 | | 0.00100 | 1 | 03/12/2024 15:15 | WG2244713 |
| Toluene | ND | | 0.00100 | 1 | 03/12/2024 15:15 | WG2244713 |
| 1,2,4-Trichlorobenzene | ND | | 0.00100 | 1 | 03/12/2024 15:15 | WG2244713 |
| 1,1,1-Trichloroethane | ND | | 0.00100 | 1 | 03/12/2024 15:15 | WG2244713 |
| 1,1,2-Trichloroethane | ND | L1 | 0.00100 | 1 | 03/12/2024 15:15 | WG2244713 |
| Trichloroethene | 0.00110 | | 0.00100 | 1 | 03/12/2024 15:15 | WG2244713 |
| Trichlorofluoromethane | ND | | 0.00500 | 1 | 03/12/2024 15:15 | WG2244713 |
| 1,2,3-Trichloropropane | ND | | 0.00250 | 1 | 03/12/2024 15:15 | WG2244713 |
| 1,2,4-Trimethylbenzene | ND | | 0.00100 | 1 | 03/12/2024 15:15 | WG2244713 |
| 1,3,5-Trimethylbenzene | ND | | 0.00100 | 1 | 03/12/2024 15:15 | WG2244713 |
| Vinyl acetate | ND | | 0.0100 | 1 | 03/12/2024 15:15 | WG2244713 |
| Vinyl chloride | ND | | 0.00100 | 1 | 03/12/2024 15:15 | WG2244713 |
| Xylenes, Total | ND | | 0.00300 | 1 | 03/12/2024 15:15 | WG2244713 |
| Di-isopropyl ether | ND | | 0.00100 | 1 | 03/12/2024 15:15 | WG2244713 |
| Ethanol | ND | | 0.100 | 1 | 03/12/2024 15:15 | WG2244713 |
| Ethyl tert-butyl ether | ND | | 0.00100 | 1 | 03/12/2024 15:15 | WG2244713 |
| Methyl tert-butyl ether | 0.0113 | | 0.00100 | 1 | 03/12/2024 15:15 | WG2244713 |
| tert-Butyl alcohol | ND | | 0.00500 | 1 | 03/12/2024 15:15 | WG2244713 |
| tert-Amyl Methyl Ether | 0.00118 | | 0.00100 | 1 | 03/12/2024 15:15 | WG2244713 |
| *(S) Toluene-d8* | *108* | | *80.0-120* | | *03/12/2024 15:15* | WG2244713 |
| *(S) 4-Bromofluorobenzene* | *103* | | *77.0-126* | | *03/12/2024 15:15* | WG2244713 |
| *(S) 1,2-Dichloroethane-d4* | *94.6* | | *70.0-130* | | *03/12/2024 15:15* | WG2244713 |

1 Cp
2 Tc
3 Ss
4 Cn
5 Sr
6 Qc
7 Is
8 Gl
9 Al
10 Sc

## Gravimetric Analysis by Method 2540 C-2011

| Analyte | Result mg/l | Qualifier | RDL mg/l | Dilution | Analysis date / time | Batch |
|---|---|---|---|---|---|---|
| Dissolved Solids | 964 | | 20.0 | 1 | 03/14/2024 13:22 | WG2245683 |

## Wet Chemistry by Method 9056A

| Analyte | Result mg/l | Qualifier | RDL mg/l | Dilution | Analysis date / time | Batch |
|---|---|---|---|---|---|---|
| Nitrate | 3.88 | | 0.100 | 1 | 03/09/2024 00:09 | WG2242747 |
| Nitrite | 0.114 | | 0.100 | 1 | 03/09/2024 00:09 | WG2242747 |
| Sulfate | 279 | | 25.0 | 5 | 03/09/2024 00:22 | WG2242747 |

## Metals (ICP) by Method 6010D

| Analyte | Result mg/l | Qualifier | RDL mg/l | Dilution | Analysis date / time | Batch |
|---|---|---|---|---|---|---|
| Iron | ND | | 0.100 | 1 | 03/14/2024 20:30 | WG2243605 |

## Volatile Organic Compounds (GC) by Method RSK175

| Analyte | Result mg/l | Qualifier | RDL mg/l | Dilution | Analysis date / time | Batch |
|---|---|---|---|---|---|---|
| Methane | ND | | 0.0100 | 1 | 03/12/2024 12:04 | WG2242828 |
| Ethane | ND | | 0.0130 | 1 | 03/12/2024 12:04 | WG2242828 |
| Ethene | ND | | 0.0130 | 1 | 03/12/2024 12:04 | WG2242828 |

## Volatile Organic Compounds (GC/MS) by Method 8260B

| Analyte | Result mg/l | Qualifier | RDL mg/l | Dilution | Analysis date / time | Batch |
|---|---|---|---|---|---|---|
| Acetone | ND | | 0.0500 | 1 | 03/12/2024 15:36 | WG2244713 |
| Acrylonitrile | ND | | 0.0100 | 1 | 03/12/2024 15:36 | WG2244713 |
| Benzene | ND | | 0.00100 | 1 | 03/12/2024 15:36 | WG2244713 |
| Bromobenzene | ND | | 0.00100 | 1 | 03/12/2024 15:36 | WG2244713 |
| Bromochloromethane | ND | L1 | 0.00100 | 1 | 03/12/2024 15:36 | WG2244713 |
| Bromodichloromethane | ND | | 0.00100 | 1 | 03/12/2024 15:36 | WG2244713 |
| Bromoform | ND | | 0.00100 | 1 | 03/12/2024 15:36 | WG2244713 |
| Bromomethane | ND | R7 | 0.00500 | 1 | 03/12/2024 15:36 | WG2244713 |
| n-Butylbenzene | ND | | 0.00100 | 1 | 03/12/2024 15:36 | WG2244713 |
| sec-Butylbenzene | ND | | 0.00100 | 1 | 03/12/2024 15:36 | WG2244713 |
| tert-Butylbenzene | ND | | 0.00100 | 1 | 03/12/2024 15:36 | WG2244713 |
| Carbon tetrachloride | ND | | 0.00100 | 1 | 03/12/2024 15:36 | WG2244713 |
| Carbon disulfide | ND | | 0.00100 | 1 | 03/12/2024 15:36 | WG2244713 |
| Chlorobenzene | ND | | 0.00100 | 1 | 03/12/2024 15:36 | WG2244713 |
| Chlorodibromomethane | ND | | 0.00100 | 1 | 03/12/2024 15:36 | WG2244713 |
| Chloroethane | ND | | 0.00500 | 1 | 03/12/2024 15:36 | WG2244713 |
| Chloroform | ND | | 0.00500 | 1 | 03/12/2024 15:36 | WG2244713 |
| Chloromethane | ND | | 0.00250 | 1 | 03/12/2024 15:36 | WG2244713 |
| 1,2-Dibromo-3-Chloropropane | ND | | 0.00500 | 1 | 03/12/2024 15:36 | WG2244713 |
| 1,2-Dibromoethane | ND | | 0.00100 | 1 | 03/12/2024 15:36 | WG2244713 |
| Dibromomethane | ND | | 0.00100 | 1 | 03/12/2024 15:36 | WG2244713 |
| 1,2-Dichlorobenzene | ND | | 0.00100 | 1 | 03/12/2024 15:36 | WG2244713 |
| 1,3-Dichlorobenzene | ND | | 0.00100 | 1 | 03/12/2024 15:36 | WG2244713 |
| 1,4-Dichlorobenzene | ND | | 0.00100 | 1 | 03/12/2024 15:36 | WG2244713 |
| trans-1,4-Dichloro-2-butene | ND | R5 | 0.00250 | 1 | 03/12/2024 15:36 | WG2244713 |
| Dichlorodifluoromethane | ND | | 0.00500 | 1 | 03/12/2024 15:36 | WG2244713 |
| 1,1-Dichloroethane | ND | | 0.00100 | 1 | 03/12/2024 15:36 | WG2244713 |
| 1,2-Dichloroethane | ND | | 0.00100 | 1 | 03/12/2024 15:36 | WG2244713 |
| 1,1-Dichloroethene | ND | | 0.00100 | 1 | 03/12/2024 15:36 | WG2244713 |
| cis-1,2-Dichloroethene | ND | | 0.00100 | 1 | 03/12/2024 15:36 | WG2244713 |

## Volatile Organic Compounds (GC/MS) by Method 8260B

| Analyte | Result mg/l | Qualifier | RDL mg/l | Dilution | Analysis date / time | Batch |
|---|---|---|---|---|---|---|
| trans-1,2-Dichloroethene | ND | | 0.00100 | 1 | 03/12/2024 15:36 | WG2244713 |
| 1,2-Dichloropropane | ND | | 0.00100 | 1 | 03/12/2024 15:36 | WG2244713 |
| cis-1,3-Dichloropropene | ND | | 0.00100 | 1 | 03/12/2024 15:36 | WG2244713 |
| trans-1,3-Dichloropropene | ND | | 0.00100 | 1 | 03/12/2024 15:36 | WG2244713 |
| Ethylbenzene | ND | | 0.00100 | 1 | 03/12/2024 15:36 | WG2244713 |
| Hexachloro-1,3-butadiene | ND | | 0.00100 | 1 | 03/12/2024 15:36 | WG2244713 |
| 2-Hexanone | ND | | 0.0100 | 1 | 03/12/2024 15:36 | WG2244713 |
| 2-Butanone (MEK) | ND | | 0.0100 | 1 | 03/12/2024 15:36 | WG2244713 |
| Iodomethane | ND | R5 | 0.0100 | 1 | 03/12/2024 15:36 | WG2244713 |
| Methylene Chloride | ND | | 0.00500 | 1 | 03/12/2024 15:36 | WG2244713 |
| 4-Methyl-2-pentanone (MIBK) | ND | | 0.0100 | 1 | 03/12/2024 15:36 | WG2244713 |
| Naphthalene | ND | | 0.00500 | 1 | 03/12/2024 15:36 | WG2244713 |
| n-Propylbenzene | ND | | 0.00100 | 1 | 03/12/2024 15:36 | WG2244713 |
| Styrene | ND | | 0.00100 | 1 | 03/12/2024 15:36 | WG2244713 |
| 1,1,1,2-Tetrachloroethane | ND | | 0.00100 | 1 | 03/12/2024 15:36 | WG2244713 |
| 1,1,2,2-Tetrachloroethane | ND | | 0.00100 | 1 | 03/12/2024 15:36 | WG2244713 |
| 1,1,2-Trichlorotrifluoroethane | ND | | 0.00100 | 1 | 03/12/2024 15:36 | WG2244713 |
| Tetrachloroethene | ND | | 0.00100 | 1 | 03/12/2024 15:36 | WG2244713 |
| Toluene | ND | | 0.00100 | 1 | 03/12/2024 15:36 | WG2244713 |
| 1,2,4-Trichlorobenzene | ND | | 0.00100 | 1 | 03/12/2024 15:36 | WG2244713 |
| 1,1,1-Trichloroethane | ND | | 0.00100 | 1 | 03/12/2024 15:36 | WG2244713 |
| 1,1,2-Trichloroethane | ND | L1 | 0.00100 | 1 | 03/12/2024 15:36 | WG2244713 |
| Trichloroethene | ND | | 0.00100 | 1 | 03/12/2024 15:36 | WG2244713 |
| Trichlorofluoromethane | ND | | 0.00500 | 1 | 03/12/2024 15:36 | WG2244713 |
| 1,2,3-Trichloropropane | ND | | 0.00250 | 1 | 03/12/2024 15:36 | WG2244713 |
| 1,2,4-Trimethylbenzene | ND | | 0.00100 | 1 | 03/12/2024 15:36 | WG2244713 |
| 1,3,5-Trimethylbenzene | ND | | 0.00100 | 1 | 03/12/2024 15:36 | WG2244713 |
| Vinyl acetate | ND | | 0.0100 | 1 | 03/12/2024 15:36 | WG2244713 |
| Vinyl chloride | ND | | 0.00100 | 1 | 03/12/2024 15:36 | WG2244713 |
| Xylenes, Total | ND | | 0.00300 | 1 | 03/12/2024 15:36 | WG2244713 |
| Di-isopropyl ether | ND | | 0.00100 | 1 | 03/12/2024 15:36 | WG2244713 |
| Ethanol | ND | | 0.100 | 1 | 03/12/2024 15:36 | WG2244713 |
| Ethyl tert-butyl ether | ND | | 0.00100 | 1 | 03/12/2024 15:36 | WG2244713 |
| Methyl tert-butyl ether | 0.0271 | | 0.00100 | 1 | 03/12/2024 15:36 | WG2244713 |
| tert-Butyl alcohol | 0.137 | | 0.00500 | 1 | 03/12/2024 15:36 | WG2244713 |
| tert-Amyl Methyl Ether | 0.00701 | | 0.00100 | 1 | 03/12/2024 15:36 | WG2244713 |
| *(S) Toluene-d8* | *106* | | *80.0-120* | | *03/12/2024 15:36* | WG2244713 |
| *(S) 4-Bromofluorobenzene* | *102* | | *77.0-126* | | *03/12/2024 15:36* | WG2244713 |
| *(S) 1,2-Dichloroethane-d4* | *93.0* | | *70.0-130* | | *03/12/2024 15:36* | WG2244713 |

1 Cp
2 Tc
3 Ss
4 Cn
5 Sr
6 Qc
7 Is
8 Gl
9 Al
10 Sc

## Gravimetric Analysis by Method 2540 C-2011

| Analyte | Result mg/l | Qualifier | RDL mg/l | Dilution | Analysis date / time | Batch |
|---|---|---|---|---|---|---|
| Dissolved Solids | 964 | | 20.0 | 1 | 03/13/2024 15:02 | WG2245686 |

## Wet Chemistry by Method 9056A

| Analyte | Result mg/l | Qualifier | RDL mg/l | Dilution | Analysis date / time | Batch |
|---|---|---|---|---|---|---|
| Nitrate | 4.01 | | 0.100 | 1 | 03/09/2024 00:34 | WG2242747 |
| Nitrite | 0.110 | | 0.100 | 1 | 03/09/2024 00:34 | WG2242747 |
| Sulfate | 279 | | 25.0 | 5 | 03/09/2024 00:47 | WG2242747 |

## Metals (ICP) by Method 6010D

| Analyte | Result mg/l | Qualifier | RDL mg/l | Dilution | Analysis date / time | Batch |
|---|---|---|---|---|---|---|
| Iron | ND | | 0.100 | 1 | 03/14/2024 20:33 | WG2243605 |

## Volatile Organic Compounds (GC) by Method RSK175

| Analyte | Result mg/l | Qualifier | RDL mg/l | Dilution | Analysis date / time | Batch |
|---|---|---|---|---|---|---|
| Methane | ND | | 0.0100 | 1 | 03/12/2024 12:07 | WG2242828 |
| Ethane | ND | | 0.0130 | 1 | 03/12/2024 12:07 | WG2242828 |
| Ethene | ND | | 0.0130 | 1 | 03/12/2024 12:07 | WG2242828 |

## Volatile Organic Compounds (GC/MS) by Method 8260B

| Analyte | Result mg/l | Qualifier | RDL mg/l | Dilution | Analysis date / time | Batch |
|---|---|---|---|---|---|---|
| Acetone | ND | | 0.0500 | 1 | 03/12/2024 15:58 | WG2244713 |
| Acrylonitrile | ND | | 0.0100 | 1 | 03/12/2024 15:58 | WG2244713 |
| Benzene | ND | | 0.00100 | 1 | 03/12/2024 15:58 | WG2244713 |
| Bromobenzene | ND | | 0.00100 | 1 | 03/12/2024 15:58 | WG2244713 |
| Bromochloromethane | ND | L1 | 0.00100 | 1 | 03/12/2024 15:58 | WG2244713 |
| Bromodichloromethane | ND | | 0.00100 | 1 | 03/12/2024 15:58 | WG2244713 |
| Bromoform | ND | | 0.00100 | 1 | 03/12/2024 15:58 | WG2244713 |
| Bromomethane | ND | R7 | 0.00500 | 1 | 03/12/2024 15:58 | WG2244713 |
| n-Butylbenzene | ND | | 0.00100 | 1 | 03/12/2024 15:58 | WG2244713 |
| sec-Butylbenzene | ND | | 0.00100 | 1 | 03/12/2024 15:58 | WG2244713 |
| tert-Butylbenzene | ND | | 0.00100 | 1 | 03/12/2024 15:58 | WG2244713 |
| Carbon tetrachloride | ND | | 0.00100 | 1 | 03/12/2024 15:58 | WG2244713 |
| Carbon disulfide | ND | | 0.00100 | 1 | 03/12/2024 15:58 | WG2244713 |
| Chlorobenzene | ND | | 0.00100 | 1 | 03/12/2024 15:58 | WG2244713 |
| Chlorodibromomethane | ND | | 0.00100 | 1 | 03/12/2024 15:58 | WG2244713 |
| Chloroethane | ND | | 0.00500 | 1 | 03/12/2024 15:58 | WG2244713 |
| Chloroform | ND | | 0.00500 | 1 | 03/12/2024 15:58 | WG2244713 |
| Chloromethane | ND | | 0.00250 | 1 | 03/12/2024 15:58 | WG2244713 |
| 1,2-Dibromo-3-Chloropropane | ND | | 0.00500 | 1 | 03/12/2024 15:58 | WG2244713 |
| 1,2-Dibromoethane | ND | | 0.00100 | 1 | 03/12/2024 15:58 | WG2244713 |
| Dibromomethane | ND | | 0.00100 | 1 | 03/12/2024 15:58 | WG2244713 |
| 1,2-Dichlorobenzene | ND | | 0.00100 | 1 | 03/12/2024 15:58 | WG2244713 |
| 1,3-Dichlorobenzene | ND | | 0.00100 | 1 | 03/12/2024 15:58 | WG2244713 |
| 1,4-Dichlorobenzene | ND | | 0.00100 | 1 | 03/12/2024 15:58 | WG2244713 |
| trans-1,4-Dichloro-2-butene | ND | R5 | 0.00250 | 1 | 03/12/2024 15:58 | WG2244713 |
| Dichlorodifluoromethane | ND | | 0.00500 | 1 | 03/12/2024 15:58 | WG2244713 |
| 1,1-Dichloroethane | ND | | 0.00100 | 1 | 03/12/2024 15:58 | WG2244713 |
| 1,2-Dichloroethane | ND | | 0.00100 | 1 | 03/12/2024 15:58 | WG2244713 |
| 1,1-Dichloroethene | ND | | 0.00100 | 1 | 03/12/2024 15:58 | WG2244713 |
| cis-1,2-Dichloroethene | ND | | 0.00100 | 1 | 03/12/2024 15:58 | WG2244713 |

## Volatile Organic Compounds (GC/MS) by Method 8260B

| Analyte | Result mg/l | Qualifier | RDL mg/l | Dilution | Analysis date / time | Batch |
|---|---|---|---|---|---|---|
| trans-1,2-Dichloroethene | ND | | 0.00100 | 1 | 03/12/2024 15:58 | WG2244713 |
| 1,2-Dichloropropane | ND | | 0.00100 | 1 | 03/12/2024 15:58 | WG2244713 |
| cis-1,3-Dichloropropene | ND | | 0.00100 | 1 | 03/12/2024 15:58 | WG2244713 |
| trans-1,3-Dichloropropene | ND | | 0.00100 | 1 | 03/12/2024 15:58 | WG2244713 |
| Ethylbenzene | ND | | 0.00100 | 1 | 03/12/2024 15:58 | WG2244713 |
| Hexachloro-1,3-butadiene | ND | | 0.00100 | 1 | 03/12/2024 15:58 | WG2244713 |
| 2-Hexanone | ND | | 0.0100 | 1 | 03/12/2024 15:58 | WG2244713 |
| 2-Butanone (MEK) | ND | | 0.0100 | 1 | 03/12/2024 15:58 | WG2244713 |
| Iodomethane | ND | R5 | 0.0100 | 1 | 03/12/2024 15:58 | WG2244713 |
| Methylene Chloride | ND | | 0.00500 | 1 | 03/12/2024 15:58 | WG2244713 |
| 4-Methyl-2-pentanone (MIBK) | ND | | 0.0100 | 1 | 03/12/2024 15:58 | WG2244713 |
| Naphthalene | ND | | 0.00500 | 1 | 03/12/2024 15:58 | WG2244713 |
| n-Propylbenzene | ND | | 0.00100 | 1 | 03/12/2024 15:58 | WG2244713 |
| Styrene | ND | | 0.00100 | 1 | 03/12/2024 15:58 | WG2244713 |
| 1,1,1,2-Tetrachloroethane | ND | | 0.00100 | 1 | 03/12/2024 15:58 | WG2244713 |
| 1,1,2,2-Tetrachloroethane | ND | | 0.00100 | 1 | 03/12/2024 15:58 | WG2244713 |
| 1,1,2-Trichlorotrifluoroethane | ND | | 0.00100 | 1 | 03/12/2024 15:58 | WG2244713 |
| Tetrachloroethene | ND | | 0.00100 | 1 | 03/12/2024 15:58 | WG2244713 |
| Toluene | ND | | 0.00100 | 1 | 03/12/2024 15:58 | WG2244713 |
| 1,2,4-Trichlorobenzene | ND | | 0.00100 | 1 | 03/12/2024 15:58 | WG2244713 |
| 1,1,1-Trichloroethane | ND | | 0.00100 | 1 | 03/12/2024 15:58 | WG2244713 |
| 1,1,2-Trichloroethane | ND | L1 | 0.00100 | 1 | 03/12/2024 15:58 | WG2244713 |
| Trichloroethene | ND | | 0.00100 | 1 | 03/12/2024 15:58 | WG2244713 |
| Trichlorofluoromethane | ND | | 0.00500 | 1 | 03/12/2024 15:58 | WG2244713 |
| 1,2,3-Trichloropropane | ND | | 0.00250 | 1 | 03/12/2024 15:58 | WG2244713 |
| 1,2,4-Trimethylbenzene | ND | | 0.00100 | 1 | 03/12/2024 15:58 | WG2244713 |
| 1,3,5-Trimethylbenzene | ND | | 0.00100 | 1 | 03/12/2024 15:58 | WG2244713 |
| Vinyl acetate | ND | | 0.0100 | 1 | 03/12/2024 15:58 | WG2244713 |
| Vinyl chloride | ND | | 0.00100 | 1 | 03/12/2024 15:58 | WG2244713 |
| Xylenes, Total | ND | | 0.00300 | 1 | 03/12/2024 15:58 | WG2244713 |
| Di-isopropyl ether | ND | | 0.00100 | 1 | 03/12/2024 15:58 | WG2244713 |
| Ethanol | ND | | 0.100 | 1 | 03/12/2024 15:58 | WG2244713 |
| Ethyl tert-butyl ether | ND | | 0.00100 | 1 | 03/12/2024 15:58 | WG2244713 |
| Methyl tert-butyl ether | 0.0273 | | 0.00100 | 1 | 03/12/2024 15:58 | WG2244713 |
| tert-Butyl alcohol | 0.142 | | 0.00500 | 1 | 03/12/2024 15:58 | WG2244713 |
| tert-Amyl Methyl Ether | 0.00685 | | 0.00100 | 1 | 03/12/2024 15:58 | WG2244713 |
| *(S) Toluene-d8* | *106* | | *80.0-120* | | *03/12/2024 15:58* | WG2244713 |
| *(S) 4-Bromofluorobenzene* | *98.0* | | *77.0-126* | | *03/12/2024 15:58* | WG2244713 |
| *(S) 1,2-Dichloroethane-d4* | *92.6* | | *70.0-130* | | *03/12/2024 15:58* | WG2244713 |

## Gravimetric Analysis by Method 2540 C-2011

| Analyte | Result | Qualifier | RDL | Dilution | Analysis | Batch |
|---|---|---|---|---|---|---|
| | mg/l | | mg/l | | date / time | |
| Dissolved Solids | 704 | | 13.3 | 1 | 03/14/2024 13:22 | WG2245683 |

## Wet Chemistry by Method 9056A

| Analyte | Result | Qualifier | RDL | Dilution | Analysis | Batch |
|---|---|---|---|---|---|---|
| | mg/l | | mg/l | | date / time | |
| Nitrate | 3.62 | | 0.100 | 1 | 03/09/2024 07:14 | WG2242595 |
| Nitrite | ND | | 0.100 | 1 | 03/09/2024 07:14 | WG2242595 |
| Sulfate | 196 | | 25.0 | 5 | 03/09/2024 11:29 | WG2242595 |

## Metals (ICP) by Method 6010D

| Analyte | Result | Qualifier | RDL | Dilution | Analysis | Batch |
|---|---|---|---|---|---|---|
| | mg/l | | mg/l | | date / time | |
| Iron | ND | | 0.100 | 1 | 03/14/2024 20:36 | WG2243605 |

## Volatile Organic Compounds (GC) by Method RSK175

| Analyte | Result | Qualifier | RDL | Dilution | Analysis | Batch |
|---|---|---|---|---|---|---|
| | mg/l | | mg/l | | date / time | |
| Methane | ND | | 0.0100 | 1 | 03/12/2024 12:09 | WG2242828 |
| Ethane | ND | | 0.0130 | 1 | 03/12/2024 12:09 | WG2242828 |
| Ethene | ND | | 0.0130 | 1 | 03/12/2024 12:09 | WG2242828 |

## Volatile Organic Compounds (GC/MS) by Method 8260B

| Analyte | Result | Qualifier | RDL | Dilution | Analysis | Batch |
|---|---|---|---|---|---|---|
| | mg/l | | mg/l | | date / time | |
| Acetone | ND | | 0.0500 | 1 | 03/12/2024 16:19 | WG2244713 |
| Acrylonitrile | ND | | 0.0100 | 1 | 03/12/2024 16:19 | WG2244713 |
| Benzene | ND | | 0.00100 | 1 | 03/12/2024 16:19 | WG2244713 |
| Bromobenzene | ND | | 0.00100 | 1 | 03/12/2024 16:19 | WG2244713 |
| Bromochloromethane | ND | L1 | 0.00100 | 1 | 03/12/2024 16:19 | WG2244713 |
| Bromodichloromethane | ND | | 0.00100 | 1 | 03/12/2024 16:19 | WG2244713 |
| Bromoform | ND | | 0.00100 | 1 | 03/12/2024 16:19 | WG2244713 |
| Bromomethane | ND | R7 | 0.00500 | 1 | 03/12/2024 16:19 | WG2244713 |
| n-Butylbenzene | ND | | 0.00100 | 1 | 03/12/2024 16:19 | WG2244713 |
| sec-Butylbenzene | ND | | 0.00100 | 1 | 03/12/2024 16:19 | WG2244713 |
| tert-Butylbenzene | ND | | 0.00100 | 1 | 03/12/2024 16:19 | WG2244713 |
| Carbon tetrachloride | ND | | 0.00100 | 1 | 03/12/2024 16:19 | WG2244713 |
| Carbon disulfide | ND | | 0.00100 | 1 | 03/12/2024 16:19 | WG2244713 |
| Chlorobenzene | ND | | 0.00100 | 1 | 03/12/2024 16:19 | WG2244713 |
| Chlorodibromomethane | ND | | 0.00100 | 1 | 03/12/2024 16:19 | WG2244713 |
| Chloroethane | ND | | 0.00500 | 1 | 03/12/2024 16:19 | WG2244713 |
| Chloroform | ND | | 0.00500 | 1 | 03/12/2024 16:19 | WG2244713 |
| Chloromethane | ND | | 0.00250 | 1 | 03/12/2024 16:19 | WG2244713 |
| 1,2-Dibromo-3-Chloropropane | ND | | 0.00500 | 1 | 03/12/2024 16:19 | WG2244713 |
| 1,2-Dibromoethane | ND | | 0.00100 | 1 | 03/12/2024 16:19 | WG2244713 |
| Dibromomethane | ND | | 0.00100 | 1 | 03/12/2024 16:19 | WG2244713 |
| 1,2-Dichlorobenzene | ND | | 0.00100 | 1 | 03/12/2024 16:19 | WG2244713 |
| 1,3-Dichlorobenzene | ND | | 0.00100 | 1 | 03/12/2024 16:19 | WG2244713 |
| 1,4-Dichlorobenzene | ND | | 0.00100 | 1 | 03/12/2024 16:19 | WG2244713 |
| trans-1,4-Dichloro-2-butene | ND | R5 | 0.00250 | 1 | 03/12/2024 16:19 | WG2244713 |
| Dichlorodifluoromethane | ND | | 0.00500 | 1 | 03/12/2024 16:19 | WG2244713 |
| 1,1-Dichloroethane | ND | | 0.00100 | 1 | 03/12/2024 16:19 | WG2244713 |
| 1,2-Dichloroethane | ND | | 0.00100 | 1 | 03/12/2024 16:19 | WG2244713 |
| 1,1-Dichloroethene | ND | | 0.00100 | 1 | 03/12/2024 16:19 | WG2244713 |
| cis-1,2-Dichloroethene | ND | | 0.00100 | 1 | 03/12/2024 16:19 | WG2244713 |

## Volatile Organic Compounds (GC/MS) by Method 8260B

| Analyte | Result mg/l | Qualifier | RDL mg/l | Dilution | Analysis date / time | Batch |
|---|---|---|---|---|---|---|
| trans-1,2-Dichloroethene | ND | | 0.00100 | 1 | 03/12/2024 16:19 | WG2244713 |
| 1,2-Dichloropropane | ND | | 0.00100 | 1 | 03/12/2024 16:19 | WG2244713 |
| cis-1,3-Dichloropropene | ND | | 0.00100 | 1 | 03/12/2024 16:19 | WG2244713 |
| trans-1,3-Dichloropropene | ND | | 0.00100 | 1 | 03/12/2024 16:19 | WG2244713 |
| Ethylbenzene | ND | | 0.00100 | 1 | 03/12/2024 16:19 | WG2244713 |
| Hexachloro-1,3-butadiene | ND | | 0.00100 | 1 | 03/12/2024 16:19 | WG2244713 |
| 2-Hexanone | ND | | 0.0100 | 1 | 03/12/2024 16:19 | WG2244713 |
| 2-Butanone (MEK) | ND | | 0.0100 | 1 | 03/12/2024 16:19 | WG2244713 |
| Iodomethane | ND | R5 | 0.0100 | 1 | 03/12/2024 16:19 | WG2244713 |
| Methylene Chloride | ND | | 0.00500 | 1 | 03/12/2024 16:19 | WG2244713 |
| 4-Methyl-2-pentanone (MIBK) | ND | | 0.0100 | 1 | 03/12/2024 16:19 | WG2244713 |
| Naphthalene | ND | | 0.00500 | 1 | 03/12/2024 16:19 | WG2244713 |
| n-Propylbenzene | ND | | 0.00100 | 1 | 03/12/2024 16:19 | WG2244713 |
| Styrene | ND | | 0.00100 | 1 | 03/12/2024 16:19 | WG2244713 |
| 1,1,1,2-Tetrachloroethane | ND | | 0.00100 | 1 | 03/12/2024 16:19 | WG2244713 |
| 1,1,2,2-Tetrachloroethane | ND | | 0.00100 | 1 | 03/12/2024 16:19 | WG2244713 |
| 1,1,2-Trichlorotrifluoroethane | ND | | 0.00100 | 1 | 03/12/2024 16:19 | WG2244713 |
| Tetrachloroethene | ND | | 0.00100 | 1 | 03/12/2024 16:19 | WG2244713 |
| Toluene | ND | | 0.00100 | 1 | 03/12/2024 16:19 | WG2244713 |
| 1,2,4-Trichlorobenzene | ND | | 0.00100 | 1 | 03/12/2024 16:19 | WG2244713 |
| 1,1,1-Trichloroethane | ND | | 0.00100 | 1 | 03/12/2024 16:19 | WG2244713 |
| 1,1,2-Trichloroethane | ND | L1 | 0.00100 | 1 | 03/12/2024 16:19 | WG2244713 |
| Trichloroethene | ND | | 0.00100 | 1 | 03/12/2024 16:19 | WG2244713 |
| Trichlorofluoromethane | ND | | 0.00500 | 1 | 03/12/2024 16:19 | WG2244713 |
| 1,2,3-Trichloropropane | ND | | 0.00250 | 1 | 03/12/2024 16:19 | WG2244713 |
| 1,2,4-Trimethylbenzene | ND | | 0.00100 | 1 | 03/12/2024 16:19 | WG2244713 |
| 1,3,5-Trimethylbenzene | ND | | 0.00100 | 1 | 03/12/2024 16:19 | WG2244713 |
| Vinyl acetate | ND | | 0.0100 | 1 | 03/12/2024 16:19 | WG2244713 |
| Vinyl chloride | ND | | 0.00100 | 1 | 03/12/2024 16:19 | WG2244713 |
| Xylenes, Total | ND | | 0.00300 | 1 | 03/12/2024 16:19 | WG2244713 |
| Di-isopropyl ether | ND | | 0.00100 | 1 | 03/12/2024 16:19 | WG2244713 |
| Ethanol | ND | | 0.100 | 1 | 03/12/2024 16:19 | WG2244713 |
| Ethyl tert-butyl ether | ND | | 0.00100 | 1 | 03/12/2024 16:19 | WG2244713 |
| Methyl tert-butyl ether | ND | | 0.00100 | 1 | 03/12/2024 16:19 | WG2244713 |
| tert-Butyl alcohol | ND | | 0.00500 | 1 | 03/12/2024 16:19 | WG2244713 |
| tert-Amyl Methyl Ether | ND | | 0.00100 | 1 | 03/12/2024 16:19 | WG2244713 |
| *(S) Toluene-d8* | *107* | | *80.0-120* | | *03/12/2024 16:19* | WG2244713 |
| *(S) 4-Bromofluorobenzene* | *101* | | *77.0-126* | | *03/12/2024 16:19* | WG2244713 |
| *(S) 1,2-Dichloroethane-d4* | *95.2* | | *70.0-130* | | *03/12/2024 16:19* | WG2244713 |

1 Cp
2 Tc
3 Ss
4 Cn
5 Sr
6 Qc
7 Is
8 Gl
9 Al
10 Sc

## Gravimetric Analysis by Method 2540 C-2011

| Analyte | Result mg/l | Qualifier | RDL mg/l | Dilution | Analysis date / time | Batch |
|---|---|---|---|---|---|---|
| Dissolved Solids | 701 | | 13.3 | 1 | 03/13/2024 15:02 | WG2245686 |

## Wet Chemistry by Method 9056A

| Analyte | Result mg/l | Qualifier | RDL mg/l | Dilution | Analysis date / time | Batch |
|---|---|---|---|---|---|---|
| Nitrate | 0.166 | | 0.100 | 1 | 03/09/2024 07:27 | WG2242595 |
| Nitrite | ND | | 0.100 | 1 | 03/09/2024 07:27 | WG2242595 |
| Sulfate | 67.7 | | 5.00 | 1 | 03/09/2024 07:27 | WG2242595 |

## Metals (ICP) by Method 6010D

| Analyte | Result mg/l | Qualifier | RDL mg/l | Dilution | Analysis date / time | Batch |
|---|---|---|---|---|---|---|
| Iron | 4.02 | | 0.100 | 1 | 03/14/2024 20:44 | WG2243605 |

## Volatile Organic Compounds (GC) by Method RSK175

| Analyte | Result mg/l | Qualifier | RDL mg/l | Dilution | Analysis date / time | Batch |
|---|---|---|---|---|---|---|
| Methane | ND | | 0.0100 | 1 | 03/12/2024 12:19 | WG2242828 |
| Ethane | ND | | 0.0130 | 1 | 03/12/2024 12:19 | WG2242828 |
| Ethene | ND | | 0.0130 | 1 | 03/12/2024 12:19 | WG2242828 |

## Volatile Organic Compounds (GC/MS) by Method 8260B

| Analyte | Result mg/l | Qualifier | RDL mg/l | Dilution | Analysis date / time | Batch |
|---|---|---|---|---|---|---|
| Acetone | ND | | 0.0500 | 1 | 03/12/2024 16:41 | WG2244713 |
| Acrylonitrile | ND | | 0.0100 | 1 | 03/12/2024 16:41 | WG2244713 |
| Benzene | ND | | 0.00100 | 1 | 03/12/2024 16:41 | WG2244713 |
| Bromobenzene | ND | | 0.00100 | 1 | 03/12/2024 16:41 | WG2244713 |
| Bromochloromethane | ND | L1 | 0.00100 | 1 | 03/12/2024 16:41 | WG2244713 |
| Bromodichloromethane | ND | | 0.00100 | 1 | 03/12/2024 16:41 | WG2244713 |
| Bromoform | ND | | 0.00100 | 1 | 03/12/2024 16:41 | WG2244713 |
| Bromomethane | ND | R7 | 0.00500 | 1 | 03/12/2024 16:41 | WG2244713 |
| n-Butylbenzene | ND | | 0.00100 | 1 | 03/12/2024 16:41 | WG2244713 |
| sec-Butylbenzene | ND | | 0.00100 | 1 | 03/12/2024 16:41 | WG2244713 |
| tert-Butylbenzene | ND | | 0.00100 | 1 | 03/12/2024 16:41 | WG2244713 |
| Carbon tetrachloride | ND | | 0.00100 | 1 | 03/12/2024 16:41 | WG2244713 |
| Carbon disulfide | ND | | 0.00100 | 1 | 03/12/2024 16:41 | WG2244713 |
| Chlorobenzene | ND | | 0.00100 | 1 | 03/12/2024 16:41 | WG2244713 |
| Chlorodibromomethane | ND | | 0.00100 | 1 | 03/12/2024 16:41 | WG2244713 |
| Chloroethane | ND | | 0.00500 | 1 | 03/12/2024 16:41 | WG2244713 |
| Chloroform | ND | | 0.00500 | 1 | 03/12/2024 16:41 | WG2244713 |
| Chloromethane | ND | | 0.00250 | 1 | 03/12/2024 16:41 | WG2244713 |
| 1,2-Dibromo-3-Chloropropane | ND | | 0.00500 | 1 | 03/12/2024 16:41 | WG2244713 |
| 1,2-Dibromoethane | ND | | 0.00100 | 1 | 03/12/2024 16:41 | WG2244713 |
| Dibromomethane | ND | | 0.00100 | 1 | 03/12/2024 16:41 | WG2244713 |
| 1,2-Dichlorobenzene | ND | | 0.00100 | 1 | 03/12/2024 16:41 | WG2244713 |
| 1,3-Dichlorobenzene | ND | | 0.00100 | 1 | 03/12/2024 16:41 | WG2244713 |
| 1,4-Dichlorobenzene | ND | | 0.00100 | 1 | 03/12/2024 16:41 | WG2244713 |
| trans-1,4-Dichloro-2-butene | ND | R5 | 0.00250 | 1 | 03/12/2024 16:41 | WG2244713 |
| Dichlorodifluoromethane | ND | | 0.00500 | 1 | 03/12/2024 16:41 | WG2244713 |
| 1,1-Dichloroethane | ND | | 0.00100 | 1 | 03/12/2024 16:41 | WG2244713 |
| 1,2-Dichloroethane | ND | | 0.00100 | 1 | 03/12/2024 16:41 | WG2244713 |
| 1,1-Dichloroethene | ND | | 0.00100 | 1 | 03/12/2024 16:41 | WG2244713 |
| cis-1,2-Dichloroethene | 0.0104 | | 0.00100 | 1 | 03/12/2024 16:41 | WG2244713 |

## Volatile Organic Compounds (GC/MS) by Method 8260B

| Analyte | Result mg/l | Qualifier | RDL mg/l | Dilution | Analysis date / time | Batch |
|---|---|---|---|---|---|---|
| trans-1,2-Dichloroethene | ND | | 0.00100 | 1 | 03/12/2024 16:41 | WG2244713 |
| 1,2-Dichloropropane | ND | | 0.00100 | 1 | 03/12/2024 16:41 | WG2244713 |
| cis-1,3-Dichloropropene | ND | | 0.00100 | 1 | 03/12/2024 16:41 | WG2244713 |
| trans-1,3-Dichloropropene | ND | | 0.00100 | 1 | 03/12/2024 16:41 | WG2244713 |
| Ethylbenzene | ND | | 0.00100 | 1 | 03/12/2024 16:41 | WG2244713 |
| Hexachloro-1,3-butadiene | ND | | 0.00100 | 1 | 03/12/2024 16:41 | WG2244713 |
| 2-Hexanone | ND | | 0.0100 | 1 | 03/12/2024 16:41 | WG2244713 |
| 2-Butanone (MEK) | ND | | 0.0100 | 1 | 03/12/2024 16:41 | WG2244713 |
| Iodomethane | ND | R5 | 0.0100 | 1 | 03/12/2024 16:41 | WG2244713 |
| Methylene Chloride | ND | | 0.00500 | 1 | 03/12/2024 16:41 | WG2244713 |
| 4-Methyl-2-pentanone (MIBK) | ND | | 0.0100 | 1 | 03/12/2024 16:41 | WG2244713 |
| Naphthalene | ND | | 0.00500 | 1 | 03/12/2024 16:41 | WG2244713 |
| n-Propylbenzene | ND | | 0.00100 | 1 | 03/12/2024 16:41 | WG2244713 |
| Styrene | ND | | 0.00100 | 1 | 03/12/2024 16:41 | WG2244713 |
| 1,1,1,2-Tetrachloroethane | ND | | 0.00100 | 1 | 03/12/2024 16:41 | WG2244713 |
| 1,1,2,2-Tetrachloroethane | ND | | 0.00100 | 1 | 03/12/2024 16:41 | WG2244713 |
| 1,1,2-Trichlorotrifluoroethane | ND | | 0.00100 | 1 | 03/12/2024 16:41 | WG2244713 |
| Tetrachloroethene | ND | | 0.00100 | 1 | 03/12/2024 16:41 | WG2244713 |
| Toluene | ND | | 0.00100 | 1 | 03/12/2024 16:41 | WG2244713 |
| 1,2,4-Trichlorobenzene | ND | | 0.00100 | 1 | 03/12/2024 16:41 | WG2244713 |
| 1,1,1-Trichloroethane | ND | | 0.00100 | 1 | 03/12/2024 16:41 | WG2244713 |
| 1,1,2-Trichloroethane | ND | L1 | 0.00100 | 1 | 03/12/2024 16:41 | WG2244713 |
| Trichloroethene | 0.0111 | | 0.00100 | 1 | 03/12/2024 16:41 | WG2244713 |
| Trichlorofluoromethane | ND | | 0.00500 | 1 | 03/12/2024 16:41 | WG2244713 |
| 1,2,3-Trichloropropane | ND | | 0.00250 | 1 | 03/12/2024 16:41 | WG2244713 |
| 1,2,4-Trimethylbenzene | ND | | 0.00100 | 1 | 03/12/2024 16:41 | WG2244713 |
| 1,3,5-Trimethylbenzene | ND | | 0.00100 | 1 | 03/12/2024 16:41 | WG2244713 |
| Vinyl acetate | ND | | 0.0100 | 1 | 03/12/2024 16:41 | WG2244713 |
| Vinyl chloride | 0.00521 | | 0.00100 | 1 | 03/12/2024 16:41 | WG2244713 |
| Xylenes, Total | ND | | 0.00300 | 1 | 03/12/2024 16:41 | WG2244713 |
| Di-isopropyl ether | ND | | 0.00100 | 1 | 03/12/2024 16:41 | WG2244713 |
| Ethanol | ND | | 0.100 | 1 | 03/12/2024 16:41 | WG2244713 |
| Ethyl tert-butyl ether | ND | | 0.00100 | 1 | 03/12/2024 16:41 | WG2244713 |
| Methyl tert-butyl ether | ND | | 0.00100 | 1 | 03/12/2024 16:41 | WG2244713 |
| tert-Butyl alcohol | ND | | 0.00500 | 1 | 03/12/2024 16:41 | WG2244713 |
| tert-Amyl Methyl Ether | ND | | 0.00100 | 1 | 03/12/2024 16:41 | WG2244713 |
| *(S) Toluene-d8* | *107* | | *80.0-120* | | *03/12/2024 16:41* | WG2244713 |
| *(S) 4-Bromofluorobenzene* | *101* | | *77.0-126* | | *03/12/2024 16:41* | WG2244713 |
| *(S) 1,2-Dichloroethane-d4* | *94.4* | | *70.0-130* | | *03/12/2024 16:41* | WG2244713 |

1 Cp
2 Tc
3 Ss
4 Cn
5 Sr
6 Qc
7 Is
8 Gl
9 Al
10 Sc

## Volatile Organic Compounds (GC/MS) by Method 8260B

| Analyte | Result mg/l | Qualifier | RDL mg/l | Dilution | Analysis date / time | Batch |
|---|---|---|---|---|---|---|
| Acetone | ND | | 0.0500 | 1 | 03/12/2024 17:02 | WG2244713 |
| Acrylonitrile | ND | | 0.0100 | 1 | 03/12/2024 17:02 | WG2244713 |
| Benzene | ND | | 0.00100 | 1 | 03/12/2024 17:02 | WG2244713 |
| Bromobenzene | ND | | 0.00100 | 1 | 03/12/2024 17:02 | WG2244713 |
| Bromochloromethane | ND | L1 | 0.00100 | 1 | 03/12/2024 17:02 | WG2244713 |
| Bromodichloromethane | ND | | 0.00100 | 1 | 03/12/2024 17:02 | WG2244713 |
| Bromoform | ND | | 0.00100 | 1 | 03/12/2024 17:02 | WG2244713 |
| Bromomethane | ND | R7 | 0.00500 | 1 | 03/12/2024 17:02 | WG2244713 |
| n-Butylbenzene | ND | | 0.00100 | 1 | 03/12/2024 17:02 | WG2244713 |
| sec-Butylbenzene | ND | | 0.00100 | 1 | 03/12/2024 17:02 | WG2244713 |
| tert-Butylbenzene | ND | | 0.00100 | 1 | 03/12/2024 17:02 | WG2244713 |
| Carbon tetrachloride | ND | | 0.00100 | 1 | 03/12/2024 17:02 | WG2244713 |
| Carbon disulfide | ND | | 0.00100 | 1 | 03/12/2024 17:02 | WG2244713 |
| Chlorobenzene | ND | | 0.00100 | 1 | 03/12/2024 17:02 | WG2244713 |
| Chlorodibromomethane | ND | | 0.00100 | 1 | 03/12/2024 17:02 | WG2244713 |
| Chloroethane | ND | | 0.00500 | 1 | 03/12/2024 17:02 | WG2244713 |
| Chloroform | ND | | 0.00500 | 1 | 03/12/2024 17:02 | WG2244713 |
| Chloromethane | ND | | 0.00250 | 1 | 03/12/2024 17:02 | WG2244713 |
| 1,2-Dibromo-3-Chloropropane | ND | | 0.00500 | 1 | 03/12/2024 17:02 | WG2244713 |
| 1,2-Dibromoethane | ND | | 0.00100 | 1 | 03/12/2024 17:02 | WG2244713 |
| Dibromomethane | ND | | 0.00100 | 1 | 03/12/2024 17:02 | WG2244713 |
| 1,2-Dichlorobenzene | ND | | 0.00100 | 1 | 03/12/2024 17:02 | WG2244713 |
| 1,3-Dichlorobenzene | ND | | 0.00100 | 1 | 03/12/2024 17:02 | WG2244713 |
| 1,4-Dichlorobenzene | ND | | 0.00100 | 1 | 03/12/2024 17:02 | WG2244713 |
| trans-1,4-Dichloro-2-butene | ND | R5 | 0.00250 | 1 | 03/12/2024 17:02 | WG2244713 |
| Dichlorodifluoromethane | ND | | 0.00500 | 1 | 03/12/2024 17:02 | WG2244713 |
| 1,1-Dichloroethane | ND | | 0.00100 | 1 | 03/12/2024 17:02 | WG2244713 |
| 1,2-Dichloroethane | ND | | 0.00100 | 1 | 03/12/2024 17:02 | WG2244713 |
| 1,1-Dichloroethene | ND | | 0.00100 | 1 | 03/12/2024 17:02 | WG2244713 |
| cis-1,2-Dichloroethene | ND | | 0.00100 | 1 | 03/12/2024 17:02 | WG2244713 |
| trans-1,2-Dichloroethene | ND | | 0.00100 | 1 | 03/12/2024 17:02 | WG2244713 |
| 1,2-Dichloropropane | ND | | 0.00100 | 1 | 03/12/2024 17:02 | WG2244713 |
| cis-1,3-Dichloropropene | ND | | 0.00100 | 1 | 03/12/2024 17:02 | WG2244713 |
| trans-1,3-Dichloropropene | ND | | 0.00100 | 1 | 03/12/2024 17:02 | WG2244713 |
| Ethylbenzene | ND | | 0.00100 | 1 | 03/12/2024 17:02 | WG2244713 |
| Hexachloro-1,3-butadiene | ND | | 0.00100 | 1 | 03/12/2024 17:02 | WG2244713 |
| 2-Hexanone | ND | | 0.0100 | 1 | 03/12/2024 17:02 | WG2244713 |
| 2-Butanone (MEK) | ND | | 0.0100 | 1 | 03/12/2024 17:02 | WG2244713 |
| Iodomethane | ND | R5 | 0.0100 | 1 | 03/12/2024 17:02 | WG2244713 |
| Methylene Chloride | ND | | 0.00500 | 1 | 03/12/2024 17:02 | WG2244713 |
| 4-Methyl-2-pentanone (MIBK) | ND | | 0.0100 | 1 | 03/12/2024 17:02 | WG2244713 |
| Naphthalene | ND | | 0.00500 | 1 | 03/12/2024 17:02 | WG2244713 |
| n-Propylbenzene | ND | | 0.00100 | 1 | 03/12/2024 17:02 | WG2244713 |
| Styrene | ND | | 0.00100 | 1 | 03/12/2024 17:02 | WG2244713 |
| 1,1,1,2-Tetrachloroethane | ND | | 0.00100 | 1 | 03/12/2024 17:02 | WG2244713 |
| 1,1,2,2-Tetrachloroethane | ND | | 0.00100 | 1 | 03/12/2024 17:02 | WG2244713 |
| 1,1,2-Trichlorotrifluoroethane | ND | | 0.00100 | 1 | 03/12/2024 17:02 | WG2244713 |
| Tetrachloroethene | ND | | 0.00100 | 1 | 03/12/2024 17:02 | WG2244713 |
| Toluene | ND | | 0.00100 | 1 | 03/12/2024 17:02 | WG2244713 |
| 1,2,4-Trichlorobenzene | ND | | 0.00100 | 1 | 03/12/2024 17:02 | WG2244713 |
| 1,1,1-Trichloroethane | ND | | 0.00100 | 1 | 03/12/2024 17:02 | WG2244713 |
| 1,1,2-Trichloroethane | ND | L1 | 0.00100 | 1 | 03/12/2024 17:02 | WG2244713 |
| Trichloroethene | ND | | 0.00100 | 1 | 03/12/2024 17:02 | WG2244713 |
| Trichlorofluoromethane | ND | | 0.00500 | 1 | 03/12/2024 17:02 | WG2244713 |
| 1,2,3-Trichloropropane | ND | | 0.00250 | 1 | 03/12/2024 17:02 | WG2244713 |
| 1,2,4-Trimethylbenzene | ND | | 0.00100 | 1 | 03/12/2024 17:02 | WG2244713 |

## Volatile Organic Compounds (GC/MS) by Method 8260B

| Analyte | Result mg/l | Qualifier | RDL mg/l | Dilution | Analysis date / time | Batch |
|---|---|---|---|---|---|---|
| 1,3,5-Trimethylbenzene | ND | | 0.00100 | 1 | 03/12/2024 17:02 | WG2244713 |
| Vinyl acetate | ND | | 0.0100 | 1 | 03/12/2024 17:02 | WG2244713 |
| Vinyl chloride | ND | | 0.00100 | 1 | 03/12/2024 17:02 | WG2244713 |
| Xylenes, Total | ND | | 0.00300 | 1 | 03/12/2024 17:02 | WG2244713 |
| Di-isopropyl ether | ND | | 0.00100 | 1 | 03/12/2024 17:02 | WG2244713 |
| Ethanol | ND | | 0.100 | 1 | 03/12/2024 17:02 | WG2244713 |
| Ethyl tert-butyl ether | ND | | 0.00100 | 1 | 03/12/2024 17:02 | WG2244713 |
| Methyl tert-butyl ether | ND | | 0.00100 | 1 | 03/12/2024 17:02 | WG2244713 |
| tert-Butyl alcohol | ND | | 0.00500 | 1 | 03/12/2024 17:02 | WG2244713 |
| tert-Amyl Methyl Ether | ND | | 0.00100 | 1 | 03/12/2024 17:02 | WG2244713 |
| *(S) Toluene-d8* | *107* | | *80.0-120* | | *03/12/2024 17:02* | WG2244713 |
| *(S) 4-Bromofluorobenzene* | *103* | | *77.0-126* | | *03/12/2024 17:02* | WG2244713 |
| *(S) 1,2-Dichloroethane-d4* | *97.8* | | *70.0-130* | | *03/12/2024 17:02* | WG2244713 |

## Volatile Organic Compounds (GC/MS) by Method 8260B

| Analyte | Result mg/l | Qualifier | RDL mg/l | Dilution | Analysis date / time | Batch |
|---|---|---|---|---|---|---|
| Acetone | ND | | 0.0500 | 1 | 03/12/2024 13:48 | WG2244713 |
| Acrylonitrile | ND | | 0.0100 | 1 | 03/12/2024 13:48 | WG2244713 |
| Benzene | ND | | 0.00100 | 1 | 03/12/2024 13:48 | WG2244713 |
| Bromobenzene | ND | | 0.00100 | 1 | 03/12/2024 13:48 | WG2244713 |
| Bromochloromethane | ND | L1 | 0.00100 | 1 | 03/12/2024 13:48 | WG2244713 |
| Bromodichloromethane | ND | | 0.00100 | 1 | 03/12/2024 13:48 | WG2244713 |
| Bromoform | ND | | 0.00100 | 1 | 03/12/2024 13:48 | WG2244713 |
| Bromomethane | ND | R7 | 0.00500 | 1 | 03/12/2024 13:48 | WG2244713 |
| n-Butylbenzene | ND | | 0.00100 | 1 | 03/12/2024 13:48 | WG2244713 |
| sec-Butylbenzene | ND | | 0.00100 | 1 | 03/12/2024 13:48 | WG2244713 |
| tert-Butylbenzene | ND | | 0.00100 | 1 | 03/12/2024 13:48 | WG2244713 |
| Carbon tetrachloride | ND | | 0.00100 | 1 | 03/12/2024 13:48 | WG2244713 |
| Carbon disulfide | ND | | 0.00100 | 1 | 03/12/2024 13:48 | WG2244713 |
| Chlorobenzene | ND | | 0.00100 | 1 | 03/12/2024 13:48 | WG2244713 |
| Chlorodibromomethane | ND | | 0.00100 | 1 | 03/12/2024 13:48 | WG2244713 |
| Chloroethane | ND | | 0.00500 | 1 | 03/12/2024 13:48 | WG2244713 |
| Chloroform | ND | | 0.00500 | 1 | 03/12/2024 13:48 | WG2244713 |
| Chloromethane | ND | | 0.00250 | 1 | 03/12/2024 13:48 | WG2244713 |
| 1,2-Dibromo-3-Chloropropane | ND | | 0.00500 | 1 | 03/12/2024 13:48 | WG2244713 |
| 1,2-Dibromoethane | ND | | 0.00100 | 1 | 03/12/2024 13:48 | WG2244713 |
| Dibromomethane | ND | | 0.00100 | 1 | 03/12/2024 13:48 | WG2244713 |
| 1,2-Dichlorobenzene | ND | | 0.00100 | 1 | 03/12/2024 13:48 | WG2244713 |
| 1,3-Dichlorobenzene | ND | | 0.00100 | 1 | 03/12/2024 13:48 | WG2244713 |
| 1,4-Dichlorobenzene | ND | | 0.00100 | 1 | 03/12/2024 13:48 | WG2244713 |
| trans-1,4-Dichloro-2-butene | ND | R5 | 0.00250 | 1 | 03/12/2024 13:48 | WG2244713 |
| Dichlorodifluoromethane | ND | | 0.00500 | 1 | 03/12/2024 13:48 | WG2244713 |
| 1,1-Dichloroethane | ND | | 0.00100 | 1 | 03/12/2024 13:48 | WG2244713 |
| 1,2-Dichloroethane | ND | | 0.00100 | 1 | 03/12/2024 13:48 | WG2244713 |
| 1,1-Dichloroethene | ND | | 0.00100 | 1 | 03/12/2024 13:48 | WG2244713 |
| cis-1,2-Dichloroethene | ND | | 0.00100 | 1 | 03/12/2024 13:48 | WG2244713 |
| trans-1,2-Dichloroethene | ND | | 0.00100 | 1 | 03/12/2024 13:48 | WG2244713 |
| 1,2-Dichloropropane | ND | | 0.00100 | 1 | 03/12/2024 13:48 | WG2244713 |
| cis-1,3-Dichloropropene | ND | | 0.00100 | 1 | 03/12/2024 13:48 | WG2244713 |
| trans-1,3-Dichloropropene | ND | | 0.00100 | 1 | 03/12/2024 13:48 | WG2244713 |
| Ethylbenzene | ND | | 0.00100 | 1 | 03/12/2024 13:48 | WG2244713 |
| Hexachloro-1,3-butadiene | ND | | 0.00100 | 1 | 03/12/2024 13:48 | WG2244713 |
| 2-Hexanone | ND | | 0.0100 | 1 | 03/12/2024 13:48 | WG2244713 |
| 2-Butanone (MEK) | ND | | 0.0100 | 1 | 03/12/2024 13:48 | WG2244713 |
| Iodomethane | ND | R5 | 0.0100 | 1 | 03/12/2024 13:48 | WG2244713 |
| Methylene Chloride | ND | | 0.00500 | 1 | 03/12/2024 13:48 | WG2244713 |
| 4-Methyl-2-pentanone (MIBK) | ND | | 0.0100 | 1 | 03/12/2024 13:48 | WG2244713 |
| Naphthalene | ND | | 0.00500 | 1 | 03/12/2024 13:48 | WG2244713 |
| n-Propylbenzene | ND | | 0.00100 | 1 | 03/12/2024 13:48 | WG2244713 |
| Styrene | ND | | 0.00100 | 1 | 03/12/2024 13:48 | WG2244713 |
| 1,1,1,2-Tetrachloroethane | ND | | 0.00100 | 1 | 03/12/2024 13:48 | WG2244713 |
| 1,1,2,2-Tetrachloroethane | ND | | 0.00100 | 1 | 03/12/2024 13:48 | WG2244713 |
| 1,1,2-Trichlorotrifluoroethane | ND | | 0.00100 | 1 | 03/12/2024 13:48 | WG2244713 |
| Tetrachloroethene | ND | | 0.00100 | 1 | 03/12/2024 13:48 | WG2244713 |
| Toluene | ND | | 0.00100 | 1 | 03/12/2024 13:48 | WG2244713 |
| 1,2,4-Trichlorobenzene | ND | | 0.00100 | 1 | 03/12/2024 13:48 | WG2244713 |
| 1,1,1-Trichloroethane | ND | | 0.00100 | 1 | 03/12/2024 13:48 | WG2244713 |
| 1,1,2-Trichloroethane | ND | L1 | 0.00100 | 1 | 03/12/2024 13:48 | WG2244713 |
| Trichloroethene | ND | | 0.00100 | 1 | 03/12/2024 13:48 | WG2244713 |
| Trichlorofluoromethane | ND | | 0.00500 | 1 | 03/12/2024 13:48 | WG2244713 |
| 1,2,3-Trichloropropane | ND | | 0.00250 | 1 | 03/12/2024 13:48 | WG2244713 |
| 1,2,4-Trimethylbenzene | ND | | 0.00100 | 1 | 03/12/2024 13:48 | WG2244713 |

## Volatile Organic Compounds (GC/MS) by Method 8260B

| Analyte | Result mg/l | Qualifier | RDL mg/l | Dilution | Analysis date / time | Batch |
|---|---|---|---|---|---|---|
| 1,3,5-Trimethylbenzene | ND | | 0.00100 | 1 | 03/12/2024 13:48 | WG2244713 |
| Vinyl acetate | ND | | 0.0100 | 1 | 03/12/2024 13:48 | WG2244713 |
| Vinyl chloride | ND | | 0.00100 | 1 | 03/12/2024 13:48 | WG2244713 |
| Xylenes, Total | ND | | 0.00300 | 1 | 03/12/2024 13:48 | WG2244713 |
| Di-isopropyl ether | ND | | 0.00100 | 1 | 03/12/2024 13:48 | WG2244713 |
| Ethanol | ND | | 0.100 | 1 | 03/12/2024 13:48 | WG2244713 |
| Ethyl tert-butyl ether | ND | | 0.00100 | 1 | 03/12/2024 13:48 | WG2244713 |
| Methyl tert-butyl ether | ND | | 0.00100 | 1 | 03/12/2024 13:48 | WG2244713 |
| tert-Butyl alcohol | ND | | 0.00500 | 1 | 03/12/2024 13:48 | WG2244713 |
| tert-Amyl Methyl Ether | ND | | 0.00100 | 1 | 03/12/2024 13:48 | WG2244713 |
| *(S) Toluene-d8* | *106* | | *80.0-120* | | *03/12/2024 13:48* | WG2244713 |
| *(S) 4-Bromofluorobenzene* | *102* | | *77.0-126* | | *03/12/2024 13:48* | WG2244713 |
| *(S) 1,2-Dichloroethane-d4* | *93.9* | | *70.0-130* | | *03/12/2024 13:48* | WG2244713 |

## Method Blank (MB)

(MB) R4046231-1 03/14/24 13:22

| Analyte | MB Result mg/l | MB Qualifier | MB MDL mg/l | MB RDL mg/l |
|---|---|---|---|---|
| Dissolved Solids | U | | 10.0 | 10.0 |

## L1713155-01 Original Sample (OS) • Duplicate (DUP)

(OS) L1713155-01 03/14/24 13:22 • (DUP) R4046231-3 03/14/24 13:22

| Analyte | Original Result mg/l | DUP Result mg/l | Dilution | DUP RPD % | DUP Qualifier | DUP RPD Limits % |
|---|---|---|---|---|---|---|
| Dissolved Solids | 311 | 314 | 1 | 0.960 | | 10 |

## L1713180-01 Original Sample (OS) • Duplicate (DUP)

(OS) L1713180-01 03/14/24 13:22 • (DUP) R4046231-4 03/14/24 13:22

| Analyte | Original Result mg/l | DUP Result mg/l | Dilution | DUP RPD % | DUP Qualifier | DUP RPD Limits % |
|---|---|---|---|---|---|---|
| Dissolved Solids | 748 | 771 | 1 | 3.03 | | 10 |

## Laboratory Control Sample (LCS)

(LCS) R4046231-2 03/14/24 13:22

| Analyte | Spike Amount mg/l | LCS Result mg/l | LCS Rec. % | Rec. Limits % | LCS Qualifier |
|---|---|---|---|---|---|
| Dissolved Solids | 8800 | 8270 | 94.0 | 85.0-115 | |

## Method Blank (MB)

(MB) R4045861-1 03/13/24 15:02

| Analyte | MB Result mg/l | MB Qualifier | MB MDL mg/l | MB RDL mg/l |
|---|---|---|---|---|
| Dissolved Solids | U | | 10.0 | 10.0 |

## L1713157-01 Original Sample (OS) • Duplicate (DUP)

(OS) L1713157-01 03/13/24 15:02 • (DUP) R4045861-3 03/13/24 15:02

| Analyte | Original Result mg/l | DUP Result mg/l | Dilution | DUP RPD % | DUP Qualifier | DUP RPD Limits % |
|---|---|---|---|---|---|---|
| Dissolved Solids | 637 | 629 | 1 | 1.26 | | 10 |

## L1713243-06 Original Sample (OS) • Duplicate (DUP)

(OS) L1713243-06 03/13/24 15:02 • (DUP) R4045861-4 03/13/24 15:02

| Analyte | Original Result mg/l | DUP Result mg/l | Dilution | DUP RPD % | DUP Qualifier | DUP RPD Limits % |
|---|---|---|---|---|---|---|
| Dissolved Solids | 701 | 700 | 1 | 0.190 | | 10 |

## Laboratory Control Sample (LCS)

(LCS) R4045861-2 03/13/24 15:02

| Analyte | Spike Amount mg/l | LCS Result mg/l | LCS Rec. % | Rec. Limits % | LCS Qualifier |
|---|---|---|---|---|---|
| Dissolved Solids | 8800 | 8400 | 95.5 | 85.0-115 | |

## Method Blank (MB)

(MB) R4046241-1 03/14/24 07:58

| Analyte | MB Result mg/l | MB Qualifier | MB MDL mg/l | MB RDL mg/l |
|---|---|---|---|---|
| Dissolved Solids | U | | 10.0 | 10.0 |

## L1713243-02 Original Sample (OS) • Duplicate (DUP)

(OS) L1713243-02 03/14/24 07:58 • (DUP) R4046241-3 03/14/24 07:58

| Analyte | Original Result mg/l | DUP Result mg/l | Dilution | DUP RPD % | DUP Qualifier | DUP RPD Limits % |
|---|---|---|---|---|---|---|
| Dissolved Solids | 1000 | 1060 | 1 | 5.64 | | 10 |

## L1713255-07 Original Sample (OS) • Duplicate (DUP)

(OS) L1713255-07 03/14/24 07:58 • (DUP) R4046241-4 03/14/24 07:58

| Analyte | Original Result mg/l | DUP Result mg/l | Dilution | DUP RPD % | DUP Qualifier | DUP RPD Limits % |
|---|---|---|---|---|---|---|
| Dissolved Solids | 483 | 512 | 1 | 5.83 | | 10 |

## Laboratory Control Sample (LCS)

(LCS) R4046241-2 03/14/24 07:58

| Analyte | Spike Amount mg/l | LCS Result mg/l | LCS Rec. % | Rec. Limits % | LCS Qualifier |
|---|---|---|---|---|---|
| Dissolved Solids | 8800 | 8360 | 95.0 | 85.0-115 | |

## Method Blank (MB)

(MB) R4046783-1 03/09/24 04:41

| Analyte | MB Result mg/l | MB Qualifier | MB MDL mg/l | MB RDL mg/l |
|---|---|---|---|---|
| Nitrate | U | | 0.0480 | 0.100 |
| Nitrite | U | | 0.0420 | 0.100 |
| Sulfate | U | | 0.594 | 5.00 |

## L1713131-04 Original Sample (OS) • Duplicate (DUP)

(OS) L1713131-04 03/09/24 05:07 • (DUP) R4046783-3 03/09/24 05:20

| Analyte | Original Result mg/l | DUP Result mg/l | Dilution | DUP RPD % | DUP Qualifier | DUP RPD Limits % |
|---|---|---|---|---|---|---|
| Nitrate | 6.03 | 6.41 | 1 | 6.17 | | 15 |
| Nitrite | ND | 0.162 | 1 | 58.5 | R8 | 15 |
| Sulfate | 72.1 | 73.1 | 1 | 1.40 | | 15 |

## L1713257-11 Original Sample (OS) • Duplicate (DUP)

(OS) L1713257-11 03/09/24 08:05 • (DUP) R4046783-6 03/09/24 12:20

| Analyte | Original Result mg/l | DUP Result mg/l | Dilution | DUP RPD % | DUP Qualifier | DUP RPD Limits % |
|---|---|---|---|---|---|---|
| Nitrate | ND | ND | 1 | 0.000 | | 15 |
| Nitrite | ND | ND | 1 | 0.000 | | 15 |
| Sulfate | ND | ND | 1 | 0.000 | | 15 |

## Laboratory Control Sample (LCS)

(LCS) R4046783-2 03/09/24 04:54

| Analyte | Spike Amount mg/l | LCS Result mg/l | LCS Rec. % | Rec. Limits % | LCS Qualifier |
|---|---|---|---|---|---|
| Nitrate | 8.00 | 7.55 | 94.3 | 80.0-120 | |
| Nitrite | 8.00 | 8.00 | 100 | 80.0-120 | |
| Sulfate | 40.0 | 39.8 | 99.4 | 80.0-120 | |

## L1713131-04 Original Sample (OS) • Matrix Spike (MS) • Matrix Spike Duplicate (MSD)

(OS) L1713131-04 03/09/24 05:07 • (MS) R4046783-4 03/09/24 05:32 • (MSD) R4046783-5 03/09/24 05:45

| Analyte | Spike Amount mg/l | Original Result mg/l | MS Result mg/l | MSD Result mg/l | MS Rec. % | MSD Rec. % | Dilution | Rec. Limits % | MS Qualifier | MSD Qualifier | RPD % | RPD Limits % |
|---|---|---|---|---|---|---|---|---|---|---|---|---|
| Nitrate | 8.00 | 6.03 | 13.3 | 13.6 | 90.5 | 94.7 | 1 | 80.0-120 | | | 2.50 | 15 |
| Nitrite | 8.00 | ND | 8.34 | 8.48 | 103 | 105 | 1 | 80.0-120 | | | 1.63 | 15 |
| Sulfate | 40.0 | 72.1 | 101 | 100 | 71.4 | 70.8 | 1 | 80.0-120 | M2 | M2 | 0.243 | 15 |

## L1713257-11 Original Sample (OS) • Matrix Spike (MS)

(OS) L1713257-11 03/09/24 08:05 • (MS) R4046783-7 03/09/24 12:33

| Analyte | Spike Amount mg/l | Original Result mg/l | MS Result mg/l | MS Rec. % | Dilution | Rec. Limits % | MS Qualifier |
|---|---|---|---|---|---|---|---|
| Nitrate | 8.00 | ND | 7.73 | 95.6 | 1 | 80.0-120 | |
| Nitrite | 8.00 | ND | 8.04 | 101 | 1 | 80.0-120 | |
| Sulfate | 40.0 | ND | 40.4 | 95.4 | 1 | 80.0-120 | |

## Method Blank (MB)

(MB) R4045561-1 03/09/24 17:03

| Analyte | MB Result mg/l | MB Qualifier | MB MDL mg/l | MB RDL mg/l |
|---|---|---|---|---|
| Nitrate | U | | 0.0480 | 0.100 |
| Nitrite | U | | 0.0420 | 0.100 |
| Sulfate | U | | 0.594 | 5.00 |

## L1713243-01 Original Sample (OS) • Duplicate (DUP)

(OS) L1713243-01 03/08/24 22:03 • (DUP) R4045570-3 03/08/24 22:16

| Analyte | Original Result mg/l | DUP Result mg/l | Dilution | DUP RPD % | DUP Qualifier | DUP RPD Limits % |
|---|---|---|---|---|---|---|
| Nitrate | 1.09 | 0.937 | 1 | 14.7 | | 15 |
| Nitrite | ND | ND | 1 | 0.000 | | 15 |
| Sulfate | 42.4 | 42.4 | 1 | 0.00260 | | 15 |

## L1713131-01 Original Sample (OS) • Duplicate (DUP)

(OS) L1713131-01 03/09/24 01:00 • (DUP) R4045570-8 03/09/24 01:12

| Analyte | Original Result mg/l | DUP Result mg/l | Dilution | DUP RPD % | DUP Qualifier | DUP RPD Limits % |
|---|---|---|---|---|---|---|
| Nitrate | 0.426 | 0.531 | 1 | 22.1 | R8 | 15 |
| Nitrite | 0.210 | 0.209 | 1 | 0.191 | | 15 |
| Sulfate | 7.72 | 7.97 | 1 | 3.27 | | 15 |

## Laboratory Control Sample (LCS)

(LCS) R4045561-2 03/09/24 17:16

| Analyte | Spike Amount mg/l | LCS Result mg/l | LCS Rec. % | Rec. Limits % | LCS Qualifier |
|---|---|---|---|---|---|
| Nitrate | 8.00 | 7.88 | 98.6 | 80.0-120 | |
| Nitrite | 8.00 | 8.19 | 102 | 80.0-120 | |
| Sulfate | 40.0 | 39.9 | 99.7 | 80.0-120 | |

## L1713243-01 Original Sample (OS) • Matrix Spike (MS) • Matrix Spike Duplicate (MSD)

(OS) L1713243-01 03/08/24 22:03 • (MS) R4045570-6 03/08/24 22:54 • (MSD) R4045570-7 03/08/24 23:06

| Analyte | Spike Amount mg/l | Original Result mg/l | MS Result mg/l | MSD Result mg/l | MS Rec. % | MSD Rec. % | Dilution | Rec. Limits % | MS Qualifier | MSD Qualifier | RPD % | RPD Limits % |
|---|---|---|---|---|---|---|---|---|---|---|---|---|
| Nitrate | 8.00 | 1.09 | 9.19 | 8.68 | 101 | 94.9 | 1 | 80.0-120 | | | 5.80 | 15 |
| Nitrite | 8.00 | ND | 8.49 | 8.49 | 106 | 106 | 1 | 80.0-120 | | | 0.0601 | 15 |
| Sulfate | 40.0 | 42.4 | 76.1 | 75.8 | 84.3 | 83.7 | 1 | 80.0-120 | | | 0.307 | 15 |

## L1713131-01 Original Sample (OS) • Matrix Spike (MS)

(OS) L1713131-01 03/09/24 01:00 • (MS) R4045570-9 03/09/24 01:25

| Analyte | Spike Amount mg/l | Original Result mg/l | MS Result mg/l | MS Rec. % | Dilution | Rec. Limits % | MS Qualifier |
|---|---|---|---|---|---|---|---|
| Nitrate | 8.00 | 0.426 | 8.25 | 97.8 | 1 | 80.0-120 | |
| Nitrite | 8.00 | 0.210 | 8.58 | 105 | 1 | 80.0-120 | |
| Sulfate | 40.0 | 7.72 | 48.2 | 101 | 1 | 80.0-120 | |

## Method Blank (MB)

(MB) R4045993-1 03/14/24 20:11

| Analyte | MB Result mg/l | MB Qualifier | MB MDL mg/l | MB RDL mg/l |
|---|---|---|---|---|
| Iron | U | | 0.0180 | 0.100 |

## Laboratory Control Sample (LCS)

(LCS) R4045993-2 03/14/24 20:13

| Analyte | Spike Amount mg/l | LCS Result mg/l | LCS Rec. % | Rec. Limits % | LCS Qualifier |
|---|---|---|---|---|---|
| Iron | 10.0 | 10.1 | 101 | 80.0-120 | |

## L1713243-01 Original Sample (OS) • Matrix Spike (MS) • Matrix Spike Duplicate (MSD)

(OS) L1713243-01 03/14/24 20:16 • (MS) R4045993-4 03/14/24 20:22 • (MSD) R4045993-5 03/14/24 20:24

| Analyte | Spike Amount mg/l | Original Result mg/l | MS Result mg/l | MSD Result mg/l | MS Rec. % | MSD Rec. % | Dilution | Rec. Limits % | MS Qualifier | MSD Qualifier | RPD % | RPD Limits % |
|---|---|---|---|---|---|---|---|---|---|---|---|---|
| Iron | 10.0 | ND | 10.1 | 10.0 | 101 | 100 | 1 | 75.0-125 | | | 0.627 | 20 |

## Method Blank (MB)

(MB) R4044453-2 03/12/24 09:34

| Analyte | MB Result mg/l | MB Qualifier | MB MDL mg/l | MB RDL mg/l |
|---|---|---|---|---|
| Methane | U | | 0.00291 | 0.0100 |
| Ethane | U | | 0.00407 | 0.0130 |
| Ethene | U | | 0.00426 | 0.0130 |

## L1712905-04 Original Sample (OS) • Duplicate (DUP)

(OS) L1712905-04 03/12/24 09:37 • (DUP) R4044453-3 03/12/24 11:39

| Analyte | Original Result mg/l | DUP Result mg/l | Dilution | DUP RPD % | DUP Qualifier | DUP RPD Limits % |
|---|---|---|---|---|---|---|
| Methane | ND | ND | 1 | 0.000 | | 20 |
| Ethane | ND | ND | 1 | 0.000 | | 20 |
| Ethene | ND | ND | 1 | 0.000 | | 20 |

## L1712979-06 Original Sample (OS) • Duplicate (DUP)

(OS) L1712979-06 03/12/24 11:44 • (DUP) R4044453-4 03/12/24 12:25

| Analyte | Original Result mg/l | DUP Result mg/l | Dilution | DUP RPD % | DUP Qualifier | DUP RPD Limits % |
|---|---|---|---|---|---|---|
| Methane | ND | ND | 1 | 0.000 | | 20 |
| Ethane | ND | ND | 1 | 0.000 | | 20 |
| Ethene | ND | ND | 1 | 0.000 | | 20 |

## Laboratory Control Sample (LCS) • Laboratory Control Sample Duplicate (LCSD)

(LCS) R4044453-1 03/12/24 09:31 • (LCSD) R4044453-7 03/12/24 12:33

| Analyte | Spike Amount mg/l | LCS Result mg/l | LCSD Result mg/l | LCS Rec. % | LCSD Rec. % | Rec. Limits % | LCS Qualifier | LCSD Qualifier | RPD % | RPD Limits % |
|---|---|---|---|---|---|---|---|---|---|---|
| Methane | 0.0678 | 0.0670 | 0.0626 | 98.8 | 92.3 | 85.0-115 | | | 6.79 | 20 |
| Ethane | 0.129 | 0.121 | 0.119 | 93.8 | 92.2 | 85.0-115 | | | 1.67 | 20 |
| Ethene | 0.127 | 0.121 | 0.120 | 95.3 | 94.5 | 85.0-115 | | | 0.830 | 20 |

## L1713243-01 Original Sample (OS) • Matrix Spike (MS) • Matrix Spike Duplicate (MSD)

(OS) L1713243-01 03/12/24 11:55 • (MS) R4044453-5 03/12/24 12:27 • (MSD) R4044453-6 03/12/24 12:30

| Analyte | Spike Amount mg/l | Original Result mg/l | MS Result mg/l | MSD Result mg/l | MS Rec. % | MSD Rec. % | Dilution | Rec. Limits % | MS Qualifier | MSD Qualifier | RPD % | RPD Limits % |
|---|---|---|---|---|---|---|---|---|---|---|---|---|
| Methane | 0.0678 | ND | 0.0639 | 0.0673 | 94.2 | 99.3 | 1 | 50.0-150 | | | 5.18 | 20 |
| Ethane | 0.129 | ND | 0.122 | 0.120 | 94.6 | 93.0 | 1 | 50.0-150 | | | 1.65 | 20 |
| Ethene | 0.127 | ND | 0.122 | 0.120 | 96.1 | 94.5 | 1 | 50.0-150 | | | 1.65 | 20 |

## Method Blank (MB)

(MB) R4045116-3 03/12/24 07:37

| Analyte | MB Result mg/l | MB Qualifier | MB MDL mg/l | MB RDL mg/l |
|---|---|---|---|---|
| Acetone | U | | 0.0113 | 0.0500 |
| Acrylonitrile | U | | 0.000671 | 0.0100 |
| Benzene | U | | 0.0000941 | 0.00100 |
| Bromobenzene | U | | 0.000118 | 0.00100 |
| Bromochloromethane | U | | 0.000128 | 0.00100 |
| Bromodichloromethane | U | | 0.000136 | 0.00100 |
| Bromoform | U | | 0.000129 | 0.00100 |
| Bromomethane | U | | 0.000605 | 0.00500 |
| n-Butylbenzene | U | | 0.000157 | 0.00100 |
| sec-Butylbenzene | U | | 0.000125 | 0.00100 |
| tert-Butylbenzene | U | | 0.000127 | 0.00100 |
| Carbon tetrachloride | U | | 0.000128 | 0.00100 |
| Carbon disulfide | 0.000178 | E4 | 0.0000962 | 0.00100 |
| Chlorobenzene | U | | 0.000116 | 0.00100 |
| Chlorodibromomethane | U | | 0.000140 | 0.00100 |
| Chloroethane | U | | 0.000192 | 0.00500 |
| Chloroform | U | | 0.000111 | 0.00500 |
| Chloromethane | U | | 0.000960 | 0.00250 |
| 1,2-Dibromo-3-Chloropropane | U | | 0.000276 | 0.00500 |
| 1,2-Dibromoethane | U | | 0.000126 | 0.00100 |
| Dibromomethane | U | | 0.000122 | 0.00100 |
| 1,2-Dichlorobenzene | U | | 0.000107 | 0.00100 |
| 1,3-Dichlorobenzene | U | | 0.000110 | 0.00100 |
| 1,4-Dichlorobenzene | U | | 0.000120 | 0.00100 |
| trans-1,4-Dichloro-2-butene | U | | 0.000467 | 0.00250 |
| Dichlorodifluoromethane | U | | 0.000374 | 0.00500 |
| 1,1-Dichloroethane | U | | 0.000100 | 0.00100 |
| 1,2-Dichloroethane | U | | 0.0000819 | 0.00100 |
| 1,1-Dichloroethene | U | | 0.000188 | 0.00100 |
| cis-1,2-Dichloroethene | U | | 0.000126 | 0.00100 |
| trans-1,2-Dichloroethene | U | | 0.000149 | 0.00100 |
| 1,2-Dichloropropane | U | | 0.000149 | 0.00100 |
| cis-1,3-Dichloropropene | U | | 0.000111 | 0.00100 |
| trans-1,3-Dichloropropene | U | | 0.000118 | 0.00100 |
| Ethylbenzene | U | | 0.000137 | 0.00100 |
| Hexachloro-1,3-butadiene | U | | 0.000337 | 0.00100 |
| 2-Hexanone | U | | 0.000787 | 0.0100 |
| 2-Butanone (MEK) | U | | 0.00119 | 0.0100 |
| Iodomethane | U | | 0.00600 | 0.0100 |
| Methylene Chloride | U | | 0.000430 | 0.00500 |

## Method Blank (MB)

(MB) R4045116-3 03/12/24 07:37

| Analyte | MB Result mg/l | MB Qualifier | MB MDL mg/l | MB RDL mg/l |
|---|---|---|---|---|
| 4-Methyl-2-pentanone (MIBK) | U | | 0.000478 | 0.0100 |
| Naphthalene | U | | 0.00100 | 0.00500 |
| n-Propylbenzene | U | | 0.0000993 | 0.00100 |
| Styrene | U | | 0.000118 | 0.00100 |
| 1,1,1,2-Tetrachloroethane | U | | 0.000147 | 0.00100 |
| 1,1,2,2-Tetrachloroethane | U | | 0.000133 | 0.00100 |
| 1,1,2-Trichlorotrifluoroethane | U | | 0.000180 | 0.00100 |
| Tetrachloroethene | U | | 0.000300 | 0.00100 |
| Toluene | U | | 0.000278 | 0.00100 |
| 1,2,4-Trichlorobenzene | U | | 0.000481 | 0.00100 |
| 1,1,1-Trichloroethane | U | | 0.000149 | 0.00100 |
| 1,1,2-Trichloroethane | U | | 0.000158 | 0.00100 |
| Trichloroethene | U | | 0.000190 | 0.00100 |
| Trichlorofluoromethane | U | | 0.000160 | 0.00500 |
| 1,2,3-Trichloropropane | U | | 0.000237 | 0.00250 |
| 1,2,4-Trimethylbenzene | U | | 0.000322 | 0.00100 |
| 1,3,5-Trimethylbenzene | U | | 0.000104 | 0.00100 |
| Vinyl acetate | U | | 0.000692 | 0.0100 |
| Vinyl chloride | U | | 0.000234 | 0.00100 |
| Xylenes, Total | U | | 0.000174 | 0.00300 |
| Di-isopropyl ether | U | | 0.000105 | 0.00100 |
| Ethanol | U | | 0.0420 | 0.100 |
| Ethyl tert-butyl ether | U | | 0.000101 | 0.00100 |
| Methyl tert-butyl ether | U | | 0.000101 | 0.00100 |
| tert-Butyl alcohol | U | | 0.00406 | 0.00500 |
| tert-Amyl Methyl Ether | U | | 0.000195 | 0.00100 |
| *(S) Toluene-d8* | *108* | | | *80.0-120* |
| *(S) 4-Bromofluorobenzene* | *105* | | | *77.0-126* |
| *(S) 1,2-Dichloroethane-d4* | *92.1* | | | *70.0-130* |

## Laboratory Control Sample (LCS) • Laboratory Control Sample Duplicate (LCSD)

(LCS) R4045116-1 03/12/24 06:32 • (LCSD) R4045116-2 03/12/24 06:53

| Analyte | Spike Amount mg/l | LCS Result mg/l | LCSD Result mg/l | LCS Rec. % | LCSD Rec. % | Rec. Limits % | LCS Qualifier | LCSD Qualifier | RPD % | RPD Limits % |
|---|---|---|---|---|---|---|---|---|---|---|
| Acetone | 0.0250 | 0.0302 | 0.0320 | 121 | 128 | 19.0-160 | | | 5.79 | 27 |
| Acrylonitrile | 0.0250 | 0.0278 | 0.0289 | 111 | 116 | 55.0-149 | | | 3.88 | 20 |
| Benzene | 0.00500 | 0.00543 | 0.00571 | 109 | 114 | 70.0-123 | | | 5.03 | 20 |
| Bromobenzene | 0.00500 | 0.00503 | 0.00535 | 101 | 107 | 73.0-121 | | | 6.17 | 20 |

## Laboratory Control Sample (LCS) • Laboratory Control Sample Duplicate (LCSD)

(LCS) R4045116-1 03/12/24 06:32 • (LCSD) R4045116-2 03/12/24 06:53

| Analyte | Spike Amount mg/l | LCS Result mg/l | LCSD Result mg/l | LCS Rec. % | LCSD Rec. % | Rec. Limits % | LCS Qualifier | LCSD Qualifier | RPD % | RPD Limits % |
|---|---|---|---|---|---|---|---|---|---|---|
| Bromochloromethane | 0.00500 | 0.00628 | 0.00632 | 126 | 126 | 76.0-122 | L1 | L1 | 0.635 | 20 |
| Bromodichloromethane | 0.00500 | 0.00511 | 0.00518 | 102 | 104 | 75.0-120 | | | 1.36 | 20 |
| Bromoform | 0.00500 | 0.00486 | 0.00529 | 97.2 | 106 | 68.0-132 | | | 8.47 | 20 |
| Bromomethane | 0.00500 | 0.000899 | 0.00129 | 18.0 | 25.8 | 10.0-160 | | R7 | 35.7 | 25 |
| n-Butylbenzene | 0.00500 | 0.00465 | 0.00496 | 93.0 | 99.2 | 73.0-125 | | | 6.45 | 20 |
| sec-Butylbenzene | 0.00500 | 0.00523 | 0.00546 | 105 | 109 | 75.0-125 | | | 4.30 | 20 |
| tert-Butylbenzene | 0.00500 | 0.00511 | 0.00545 | 102 | 109 | 76.0-124 | | | 6.44 | 20 |
| Carbon tetrachloride | 0.00500 | 0.00511 | 0.00535 | 102 | 107 | 68.0-126 | | | 4.59 | 20 |
| Carbon disulfide | 0.00500 | 0.00484 | 0.00500 | 96.8 | 100 | 61.0-128 | | | 3.25 | 20 |
| Chlorobenzene | 0.00500 | 0.00573 | 0.00600 | 115 | 120 | 80.0-121 | | | 4.60 | 20 |
| Chlorodibromomethane | 0.00500 | 0.00521 | 0.00551 | 104 | 110 | 77.0-125 | | | 5.60 | 20 |
| Chloroethane | 0.00500 | 0.00592 | 0.00626 | 118 | 125 | 47.0-150 | | | 5.58 | 20 |
| Chloroform | 0.00500 | 0.00546 | 0.00562 | 109 | 112 | 73.0-120 | | | 2.89 | 20 |
| Chloromethane | 0.00500 | 0.00526 | 0.00557 | 105 | 111 | 41.0-142 | | | 5.72 | 20 |
| 1,2-Dibromo-3-Chloropropane | 0.00500 | 0.00432 | 0.00483 | 86.4 | 96.6 | 58.0-134 | | | 11.1 | 20 |
| 1,2-Dibromoethane | 0.00500 | 0.00572 | 0.00589 | 114 | 118 | 80.0-122 | | | 2.93 | 20 |
| Dibromomethane | 0.00500 | 0.00552 | 0.00574 | 110 | 115 | 80.0-120 | | | 3.91 | 20 |
| 1,2-Dichlorobenzene | 0.00500 | 0.00540 | 0.00572 | 108 | 114 | 79.0-121 | | | 5.76 | 20 |
| 1,3-Dichlorobenzene | 0.00500 | 0.00534 | 0.00545 | 107 | 109 | 79.0-120 | | | 2.04 | 20 |
| 1,4-Dichlorobenzene | 0.00500 | 0.00547 | 0.00578 | 109 | 116 | 79.0-120 | | | 5.51 | 20 |
| trans-1,4-Dichloro-2-butene | 0.00500 | 0.00386 | 0.00474 | 77.2 | 94.8 | 33.0-144 | | R7 | 20.5 | 20 |
| Dichlorodifluoromethane | 0.00500 | 0.00608 | 0.00612 | 122 | 122 | 51.0-149 | | | 0.656 | 20 |
| 1,1-Dichloroethane | 0.00500 | 0.00539 | 0.00547 | 108 | 109 | 70.0-126 | | | 1.47 | 20 |
| 1,2-Dichloroethane | 0.00500 | 0.00544 | 0.00566 | 109 | 113 | 70.0-128 | | | 3.96 | 20 |
| 1,1-Dichloroethene | 0.00500 | 0.00507 | 0.00545 | 101 | 109 | 71.0-124 | | | 7.22 | 20 |
| cis-1,2-Dichloroethene | 0.00500 | 0.00535 | 0.00569 | 107 | 114 | 73.0-120 | | | 6.16 | 20 |
| trans-1,2-Dichloroethene | 0.00500 | 0.00547 | 0.00554 | 109 | 111 | 73.0-120 | | | 1.27 | 20 |
| 1,2-Dichloropropane | 0.00500 | 0.00543 | 0.00554 | 109 | 111 | 77.0-125 | | | 2.01 | 20 |
| cis-1,3-Dichloropropene | 0.00500 | 0.00489 | 0.00528 | 97.8 | 106 | 80.0-123 | | | 7.67 | 20 |
| trans-1,3-Dichloropropene | 0.00500 | 0.00500 | 0.00529 | 100 | 106 | 78.0-124 | | | 5.64 | 20 |
| Ethylbenzene | 0.00500 | 0.00556 | 0.00573 | 111 | 115 | 79.0-123 | | | 3.01 | 20 |
| Hexachloro-1,3-butadiene | 0.00500 | 0.00472 | 0.00508 | 94.4 | 102 | 54.0-138 | | | 7.35 | 20 |
| 2-Hexanone | 0.0250 | 0.0269 | 0.0282 | 108 | 113 | 67.0-149 | | | 4.72 | 20 |
| 2-Butanone (MEK) | 0.0250 | 0.0257 | 0.0276 | 103 | 110 | 44.0-160 | | | 7.13 | 20 |
| Iodomethane | 0.0250 | 0.00846 | 0.0118 | 33.8 | 47.2 | 33.0-147 | | R7 | 33.0 | 26 |
| Methylene Chloride | 0.00500 | 0.00508 | 0.00543 | 102 | 109 | 67.0-120 | | | 6.66 | 20 |
| 4-Methyl-2-pentanone (MIBK) | 0.0250 | 0.0295 | 0.0312 | 118 | 125 | 68.0-142 | | | 5.60 | 20 |
| Naphthalene | 0.00500 | 0.00457 | 0.00494 | 91.4 | 98.8 | 54.0-135 | | | 7.78 | 20 |
| n-Propylbenzene | 0.00500 | 0.00523 | 0.00542 | 105 | 108 | 77.0-124 | | | 3.57 | 20 |
| Styrene | 0.00500 | 0.00522 | 0.00548 | 104 | 110 | 73.0-130 | | | 4.86 | 20 |

## Laboratory Control Sample (LCS) • Laboratory Control Sample Duplicate (LCSD)

(LCS) R4045116-1 03/12/24 06:32 • (LCSD) R4045116-2 03/12/24 06:53

| Analyte | Spike Amount mg/l | LCS Result mg/l | LCSD Result mg/l | LCS Rec. % | LCSD Rec. % | Rec. Limits % | LCS Qualifier | LCSD Qualifier | RPD % | RPD Limits % |
|---|---|---|---|---|---|---|---|---|---|---|
| 1,1,1,2-Tetrachloroethane | 0.00500 | 0.00540 | 0.00574 | 108 | 115 | 75.0-125 | | | 6.10 | 20 |
| 1,1,2,2-Tetrachloroethane | 0.00500 | 0.00488 | 0.00511 | 97.6 | 102 | 65.0-130 | | | 4.60 | 20 |
| 1,1,2-Trichlorotrifluoroethane | 0.00500 | 0.00633 | 0.00611 | 127 | 122 | 69.0-132 | | | 3.54 | 20 |
| Tetrachloroethene | 0.00500 | 0.00568 | 0.00602 | 114 | 120 | 72.0-132 | | | 5.81 | 20 |
| Toluene | 0.00500 | 0.00560 | 0.00590 | 112 | 118 | 79.0-120 | | | 5.22 | 20 |
| 1,2,4-Trichlorobenzene | 0.00500 | 0.00455 | 0.00490 | 91.0 | 98.0 | 57.0-137 | | | 7.41 | 20 |
| 1,1,1-Trichloroethane | 0.00500 | 0.00534 | 0.00540 | 107 | 108 | 73.0-124 | | | 1.12 | 20 |
| 1,1,2-Trichloroethane | 0.00500 | 0.00574 | 0.00627 | 115 | 125 | 80.0-120 | | L1 | 8.83 | 20 |
| Trichloroethene | 0.00500 | 0.00567 | 0.00614 | 113 | 123 | 78.0-124 | | | 7.96 | 20 |
| Trichlorofluoromethane | 0.00500 | 0.00554 | 0.00586 | 111 | 117 | 59.0-147 | | | 5.61 | 20 |
| 1,2,3-Trichloropropane | 0.00500 | 0.00529 | 0.00563 | 106 | 113 | 73.0-130 | | | 6.23 | 20 |
| 1,2,4-Trimethylbenzene | 0.00500 | 0.00503 | 0.00526 | 101 | 105 | 76.0-121 | | | 4.47 | 20 |
| 1,3,5-Trimethylbenzene | 0.00500 | 0.00529 | 0.00535 | 106 | 107 | 76.0-122 | | | 1.13 | 20 |
| Vinyl acetate | 0.0250 | 0.0186 | 0.0169 | 74.4 | 67.6 | 11.0-160 | | | 9.58 | 20 |
| Vinyl chloride | 0.00500 | 0.00549 | 0.00598 | 110 | 120 | 67.0-131 | | | 8.54 | 20 |
| Xylenes, Total | 0.0150 | 0.0173 | 0.0176 | 115 | 117 | 79.0-123 | | | 1.72 | 20 |
| Di-isopropyl ether | 0.00500 | 0.00567 | 0.00601 | 113 | 120 | 58.0-138 | | | 5.82 | 20 |
| Ethanol | 0.250 | 0.270 | 0.314 | 108 | 126 | 10.0-160 | | | 15.1 | 30 |
| Ethyl tert-butyl ether | 0.00500 | 0.00556 | 0.00573 | 111 | 115 | 63.0-138 | | | 3.01 | 20 |
| Methyl tert-butyl ether | 0.00500 | 0.00534 | 0.00545 | 107 | 109 | 68.0-125 | | | 2.04 | 20 |
| tert-Butyl alcohol | 0.0250 | 0.0238 | 0.0256 | 95.2 | 102 | 27.0-160 | | | 7.29 | 30 |
| tert-Amyl Methyl Ether | 0.00500 | 0.00512 | 0.00543 | 102 | 109 | 66.0-125 | | | 5.88 | 20 |
| *(S) Toluene-d8* | | | | *104* | *105* | *80.0-120* | | | | |
| *(S) 4-Bromofluorobenzene* | | | | *101* | *102* | *77.0-126* | | | | |
| *(S) 1,2-Dichloroethane-d4* | | | | *94.6* | *92.9* | *70.0-130* | | | | |

## L1713029-01 Original Sample (OS) • Matrix Spike (MS) • Matrix Spike Duplicate (MSD)

(OS) L1713029-01 03/12/24 14:31 • (MS) R4045116-4 03/12/24 18:50 • (MSD) R4045116-5 03/12/24 19:11

| Analyte | Spike Amount mg/l | Original Result mg/l | MS Result mg/l | MSD Result mg/l | MS Rec. % | MSD Rec. % | Dilution | Rec. Limits % | MS Qualifier | MSD Qualifier | RPD % | RPD Limits % |
|---|---|---|---|---|---|---|---|---|---|---|---|---|
| Acetone | 0.0250 | ND | ND | ND | 82.8 | 85.2 | 1 | 10.0-160 | | | 2.86 | 35 |
| Acrylonitrile | 0.0250 | ND | 0.0238 | 0.0246 | 95.2 | 98.4 | 1 | 21.0-160 | | | 3.31 | 32 |
| Benzene | 0.00500 | ND | 0.00430 | 0.00378 | 86.0 | 75.6 | 1 | 17.0-158 | | | 12.9 | 27 |
| Bromobenzene | 0.00500 | ND | 0.00410 | 0.00385 | 82.0 | 77.0 | 1 | 30.0-149 | | | 6.29 | 28 |
| Bromochloromethane | 0.00500 | ND | 0.00520 | 0.00491 | 104 | 98.2 | 1 | 38.0-142 | | | 5.74 | 26 |
| Bromodichloromethane | 0.00500 | ND | 0.00449 | 0.00415 | 89.8 | 83.0 | 1 | 31.0-150 | | | 7.87 | 27 |
| Bromoform | 0.00500 | ND | 0.00452 | 0.00440 | 78.2 | 75.8 | 1 | 29.0-150 | | | 2.69 | 29 |
| Bromomethane | 0.00500 | ND | ND | ND | 13.2 | 13.4 | 1 | 10.0-160 | | | 1.50 | 38 |

## L1713029-01 Original Sample (OS) • Matrix Spike (MS) • Matrix Spike Duplicate (MSD)

(OS) L1713029-01 03/12/24 14:31 • (MS) R4045116-4 03/12/24 18:50 • (MSD) R4045116-5 03/12/24 19:11

| Analyte | Spike Amount mg/l | Original Result mg/l | MS Result mg/l | MSD Result mg/l | MS Rec. % | MSD Rec. % | Dilution | Rec. Limits % | MS Qualifier | MSD Qualifier | RPD % | RPD Limits % |
|---|---|---|---|---|---|---|---|---|---|---|---|---|
| n-Butylbenzene | 0.00500 | ND | ND | ND | 0.000 | 0.000 | 1 | 31.0-150 | M2 | M2 | 0.000 | 30 |
| sec-Butylbenzene | 0.00500 | ND | ND | ND | 0.000 | 0.000 | 1 | 33.0-155 | M2 | M2 | 0.000 | 29 |
| tert-Butylbenzene | 0.00500 | ND | ND | ND | 4.18 | 0.000 | 1 | 34.0-153 | M2 | M2 R5 | 200 | 28 |
| Carbon tetrachloride | 0.00500 | ND | 0.00440 | 0.00371 | 88.0 | 74.2 | 1 | 23.0-159 | | | 17.0 | 28 |
| Carbon disulfide | 0.00500 | ND | 0.00364 | 0.00311 | 69.3 | 58.7 | 1 | 10.0-156 | | | 15.7 | 28 |
| Chlorobenzene | 0.00500 | ND | 0.00477 | 0.00419 | 95.4 | 83.8 | 1 | 33.0-152 | | | 12.9 | 27 |
| Chlorodibromomethane | 0.00500 | ND | 0.00473 | 0.00454 | 88.1 | 84.3 | 1 | 37.0-149 | | | 4.10 | 27 |
| Chloroethane | 0.00500 | ND | ND | ND | 94.6 | 80.4 | 1 | 10.0-160 | | | 16.2 | 30 |
| Chloroform | 0.00500 | ND | ND | ND | 92.4 | 80.2 | 1 | 29.0-154 | | | 14.1 | 28 |
| Chloromethane | 0.00500 | ND | 0.00627 | 0.00555 | 125 | 111 | 1 | 10.0-160 | | | 12.2 | 29 |
| 1,2-Dibromo-3-Chloropropane | 0.00500 | ND | ND | ND | 77.0 | 77.4 | 1 | 22.0-151 | | | 0.518 | 34 |
| 1,2-Dibromoethane | 0.00500 | ND | 0.00453 | 0.00448 | 90.6 | 89.6 | 1 | 34.0-147 | | | 1.11 | 27 |
| Dibromomethane | 0.00500 | ND | 0.00465 | 0.00441 | 93.0 | 88.2 | 1 | 30.0-151 | | | 5.30 | 27 |
| 1,2-Dichlorobenzene | 0.00500 | ND | 0.00449 | 0.00416 | 89.8 | 83.2 | 1 | 34.0-149 | | | 7.63 | 28 |
| 1,3-Dichlorobenzene | 0.00500 | ND | 0.00413 | 0.00370 | 82.6 | 74.0 | 1 | 36.0-146 | | | 11.0 | 27 |
| 1,4-Dichlorobenzene | 0.00500 | ND | 0.00458 | 0.00398 | 91.6 | 79.6 | 1 | 35.0-142 | | | 14.0 | 27 |
| trans-1,4-Dichloro-2-butene | 0.00500 | ND | ND | ND | 0.000 | 0.000 | 1 | 10.0-157 | M2 | M2 | 0.000 | 37 |
| Dichlorodifluoromethane | 0.00500 | ND | 0.00508 | ND | 102 | 82.2 | 1 | 10.0-160 | | | 21.1 | 29 |
| 1,1-Dichloroethane | 0.00500 | ND | 0.00441 | 0.00398 | 88.2 | 79.6 | 1 | 25.0-158 | | | 10.3 | 27 |
| 1,2-Dichloroethane | 0.00500 | ND | 0.00481 | 0.00472 | 96.2 | 94.4 | 1 | 29.0-151 | | | 1.89 | 27 |
| 1,1-Dichloroethene | 0.00500 | ND | ND | ND | 8.36 | 4.68 | 1 | 11.0-160 | M2 | M2 R5 | 56.4 | 29 |
| cis-1,2-Dichloroethene | 0.00500 | ND | 0.00454 | 0.00409 | 90.8 | 81.8 | 1 | 10.0-160 | | | 10.4 | 27 |
| trans-1,2-Dichloroethene | 0.00500 | ND | 0.00398 | 0.00349 | 79.6 | 69.8 | 1 | 17.0-153 | | | 13.1 | 27 |
| 1,2-Dichloropropane | 0.00500 | ND | 0.00449 | 0.00434 | 89.8 | 86.8 | 1 | 30.0-156 | | | 3.40 | 27 |
| cis-1,3-Dichloropropene | 0.00500 | ND | ND | ND | 0.000 | 0.000 | 1 | 34.0-149 | M2 | M2 | 0.000 | 28 |
| trans-1,3-Dichloropropene | 0.00500 | ND | ND | ND | 0.000 | 0.000 | 1 | 32.0-149 | M2 | M2 | 0.000 | 28 |
| Ethylbenzene | 0.00500 | ND | ND | ND | 0.000 | 0.000 | 1 | 30.0-155 | M2 | M2 | 0.000 | 27 |
| Hexachloro-1,3-butadiene | 0.00500 | ND | 0.00433 | 0.00338 | 86.6 | 67.6 | 1 | 20.0-154 | | | 24.6 | 34 |
| 2-Hexanone | 0.0250 | ND | 0.0208 | 0.0211 | 83.2 | 84.4 | 1 | 21.0-160 | | | 1.43 | 29 |
| 2-Butanone (MEK) | 0.0250 | ND | 0.0218 | 0.0248 | 87.2 | 99.2 | 1 | 10.0-160 | | | 12.9 | 32 |
| Iodomethane | 0.0250 | ND | ND | ND | 0.000 | 0.000 | 1 | 10.0-160 | M2 | M2 | 0.000 | 40 |
| Methylene Chloride | 0.00500 | ND | ND | ND | 84.8 | 78.6 | 1 | 23.0-144 | | | 7.59 | 28 |
| 4-Methyl-2-pentanone (MIBK) | 0.0250 | ND | 0.0253 | 0.0259 | 101 | 104 | 1 | 29.0-160 | | | 2.34 | 29 |
| Naphthalene | 0.00500 | ND | ND | ND | 0.000 | 0.000 | 1 | 12.0-156 | M2 | M2 | 0.000 | 35 |
| n-Propylbenzene | 0.00500 | ND | ND | ND | 0.000 | 0.000 | 1 | 31.0-154 | M2 | M2 | 0.000 | 28 |
| Styrene | 0.00500 | ND | ND | ND | 0.000 | 0.000 | 1 | 33.0-155 | M2 | M2 | 0.000 | 28 |
| 1,1,1,2-Tetrachloroethane | 0.00500 | ND | 0.00459 | 0.00432 | 91.8 | 86.4 | 1 | 36.0-151 | | | 6.06 | 29 |
| 1,1,2,2-Tetrachloroethane | 0.00500 | ND | 0.00503 | 0.00492 | 101 | 98.4 | 1 | 33.0-150 | | | 2.21 | 28 |
| 1,1,2-Trichlorotrifluoroethane | 0.00500 | ND | 0.00467 | 0.00386 | 93.4 | 77.2 | 1 | 23.0-160 | | | 19.0 | 30 |
| Tetrachloroethene | 0.00500 | ND | 0.00456 | 0.00389 | 91.2 | 77.8 | 1 | 10.0-160 | | | 15.9 | 27 |

## L1713029-01 Original Sample (OS) • Matrix Spike (MS) • Matrix Spike Duplicate (MSD)

(OS) L1713029-01 03/12/24 14:31 • (MS) R4045116-4 03/12/24 18:50 • (MSD) R4045116-5 03/12/24 19:11

| Analyte | Spike Amount mg/l | Original Result mg/l | MS Result mg/l | MSD Result mg/l | MS Rec. % | MSD Rec. % | Dilution | Rec. Limits % | MS Qualifier | MSD Qualifier | RPD % | RPD Limits % |
|---|---|---|---|---|---|---|---|---|---|---|---|---|
| Toluene | 0.00500 | ND | ND | ND | 0.000 | 0.000 | 1 | 26.0-154 | M2 | M2 | 0.000 | 28 |
| 1,2,4-Trichlorobenzene | 0.00500 | ND | 0.00405 | 0.00361 | 81.0 | 72.2 | 1 | 24.0-150 | | | 11.5 | 33 |
| 1,1,1-Trichloroethane | 0.00500 | ND | 0.00434 | 0.00354 | 86.8 | 70.8 | 1 | 23.0-160 | | | 20.3 | 28 |
| 1,1,2-Trichloroethane | 0.00500 | ND | 0.00500 | 0.00480 | 100 | 96.0 | 1 | 35.0-147 | | | 4.08 | 27 |
| Trichloroethene | 0.00500 | ND | 0.00426 | 0.00378 | 85.2 | 75.6 | 1 | 10.0-160 | | | 11.9 | 25 |
| Trichlorofluoromethane | 0.00500 | ND | ND | ND | 95.6 | 77.0 | 1 | 17.0-160 | | | 21.6 | 31 |
| 1,2,3-Trichloropropane | 0.00500 | ND | 0.00523 | 0.00456 | 105 | 91.2 | 1 | 34.0-151 | | | 13.7 | 29 |
| 1,2,4-Trimethylbenzene | 0.00500 | ND | ND | ND | 0.000 | 0.000 | 1 | 26.0-154 | M2 | M2 | 0.000 | 27 |
| 1,3,5-Trimethylbenzene | 0.00500 | ND | ND | ND | 0.000 | 0.000 | 1 | 28.0-153 | M2 | M2 | 0.000 | 27 |
| Vinyl acetate | 0.0250 | ND | ND | ND | 2.99 | 0.000 | 1 | 12.0-160 | M2 | M2 R5 | 200 | 31 |
| Vinyl chloride | 0.00500 | ND | ND | ND | 0.000 | 0.000 | 1 | 10.0-160 | M2 | M2 | 0.000 | 27 |
| Xylenes, Total | 0.0150 | ND | ND | ND | 0.000 | 0.000 | 1 | 29.0-154 | M2 | M2 | 0.000 | 28 |
| Di-isopropyl ether | 0.00500 | ND | 0.00499 | 0.00473 | 99.8 | 94.6 | 1 | 21.0-160 | | | 5.35 | 28 |
| Ethanol | 0.250 | ND | 0.237 | 0.259 | 94.8 | 104 | 1 | 50.0-150 | | | 8.87 | 20 |
| Ethyl tert-butyl ether | 0.00500 | ND | 0.00465 | 0.00458 | 93.0 | 91.6 | 1 | 10.0-160 | | | 1.52 | 37 |
| Methyl tert-butyl ether | 0.00500 | ND | 0.00468 | 0.00446 | 93.6 | 89.2 | 1 | 28.0-150 | | | 4.81 | 29 |
| tert-Butyl alcohol | 0.0250 | ND | 0.0226 | 0.0227 | 90.4 | 90.8 | 1 | 50.0-150 | | | 0.442 | 20 |
| tert-Amyl Methyl Ether | 0.00500 | ND | 0.00444 | 0.00430 | 88.8 | 86.0 | 1 | 10.0-160 | | | 3.20 | 37 |
| *(S) Toluene-d8* | | | | | *103* | *103* | | *80.0-120* | | | | |
| *(S) 4-Bromofluorobenzene* | | | | | *95.6* | *95.9* | | *77.0-126* | | | | |
| *(S) 1,2-Dichloroethane-d4* | | | | | *96.8* | *95.6* | | *70.0-130* | | | | |

## L1713243-01 Original Sample (OS) • Matrix Spike (MS) • Matrix Spike Duplicate (MSD)

(OS) L1713243-01 03/12/24 14:53 • (MS) R4045116-6 03/12/24 19:33 • (MSD) R4045116-7 03/12/24 19:54

| Analyte | Spike Amount mg/l | Original Result mg/l | MS Result mg/l | MSD Result mg/l | MS Rec. % | MSD Rec. % | Dilution | Rec. Limits % | MS Qualifier | MSD Qualifier | RPD % | RPD Limits % |
|---|---|---|---|---|---|---|---|---|---|---|---|---|
| Acetone | 0.0250 | ND | ND | ND | 96.8 | 102 | 1 | 10.0-160 | | | 5.23 | 35 |
| Acrylonitrile | 0.0250 | ND | 0.0273 | 0.0270 | 109 | 108 | 1 | 21.0-160 | | | 1.10 | 32 |
| Benzene | 0.00500 | ND | 0.00578 | 0.00485 | 116 | 97.0 | 1 | 17.0-158 | | | 17.5 | 27 |
| Bromobenzene | 0.00500 | ND | 0.00513 | 0.00483 | 103 | 96.6 | 1 | 30.0-149 | | | 6.02 | 28 |
| Bromochloromethane | 0.00500 | ND | 0.00642 | 0.00570 | 128 | 114 | 1 | 38.0-142 | | | 11.9 | 26 |
| Bromodichloromethane | 0.00500 | ND | 0.00509 | 0.00473 | 102 | 94.6 | 1 | 31.0-150 | | | 7.33 | 27 |
| Bromoform | 0.00500 | ND | 0.00475 | 0.00445 | 95.0 | 89.0 | 1 | 29.0-150 | | | 6.52 | 29 |
| Bromomethane | 0.00500 | ND | ND | ND | 42.8 | 41.8 | 1 | 10.0-160 | | | 2.36 | 38 |
| n-Butylbenzene | 0.00500 | ND | 0.00475 | 0.00410 | 95.0 | 82.0 | 1 | 31.0-150 | | | 14.7 | 30 |
| sec-Butylbenzene | 0.00500 | ND | 0.00558 | 0.00475 | 112 | 95.0 | 1 | 33.0-155 | | | 16.1 | 29 |
| tert-Butylbenzene | 0.00500 | ND | 0.00555 | 0.00485 | 111 | 97.0 | 1 | 34.0-153 | | | 13.5 | 28 |
| Carbon tetrachloride | 0.00500 | ND | 0.00605 | 0.00490 | 121 | 98.0 | 1 | 23.0-159 | | | 21.0 | 28 |

## L1713243-01 Original Sample (OS) • Matrix Spike (MS) • Matrix Spike Duplicate (MSD)

(OS) L1713243-01 03/12/24 14:53 • (MS) R4045116-6 03/12/24 19:33 • (MSD) R4045116-7 03/12/24 19:54

| Analyte | Spike Amount mg/l | Original Result mg/l | MS Result mg/l | MSD Result mg/l | MS Rec. % | MSD Rec. % | Dilution | Rec. Limits % | MS Qualifier | MSD Qualifier | RPD % | RPD Limits % |
|---|---|---|---|---|---|---|---|---|---|---|---|---|
| Carbon disulfide | 0.00500 | ND | 0.00506 | 0.00414 | 101 | 82.8 | 1 | 10.0-156 | | | 20.0 | 28 |
| Chlorobenzene | 0.00500 | ND | 0.00593 | 0.00532 | 119 | 106 | 1 | 33.0-152 | | | 10.8 | 27 |
| Chlorodibromomethane | 0.00500 | ND | 0.00511 | 0.00495 | 102 | 99.0 | 1 | 37.0-149 | | | 3.18 | 27 |
| Chloroethane | 0.00500 | ND | 0.00614 | 0.00533 | 123 | 107 | 1 | 10.0-160 | | | 14.1 | 30 |
| Chloroform | 0.00500 | ND | 0.00591 | ND | 118 | 99.2 | 1 | 29.0-154 | | | 17.5 | 28 |
| Chloromethane | 0.00500 | ND | 0.00583 | 0.00490 | 117 | 98.0 | 1 | 10.0-160 | | | 17.3 | 29 |
| 1,2-Dibromo-3-Chloropropane | 0.00500 | ND | ND | ND | 83.8 | 81.8 | 1 | 22.0-151 | | | 2.42 | 34 |
| 1,2-Dibromoethane | 0.00500 | ND | 0.00537 | 0.00520 | 107 | 104 | 1 | 34.0-147 | | | 3.22 | 27 |
| Dibromomethane | 0.00500 | ND | 0.00550 | 0.00513 | 110 | 103 | 1 | 30.0-151 | | | 6.96 | 27 |
| 1,2-Dichlorobenzene | 0.00500 | ND | 0.00548 | 0.00500 | 110 | 100 | 1 | 34.0-149 | | | 9.16 | 28 |
| 1,3-Dichlorobenzene | 0.00500 | ND | 0.00539 | 0.00477 | 108 | 95.4 | 1 | 36.0-146 | | | 12.2 | 27 |
| 1,4-Dichlorobenzene | 0.00500 | ND | 0.00543 | 0.00490 | 109 | 98.0 | 1 | 35.0-142 | | | 10.3 | 27 |
| trans-1,4-Dichloro-2-butene | 0.00500 | ND | 0.00381 | 0.00437 | 76.2 | 87.4 | 1 | 10.0-157 | | | 13.7 | 37 |
| Dichlorodifluoromethane | 0.00500 | ND | 0.00868 | 0.00740 | 174 | 148 | 1 | 10.0-160 | M1 | | 15.9 | 29 |
| 1,1-Dichloroethane | 0.00500 | ND | 0.00577 | 0.00499 | 115 | 99.8 | 1 | 25.0-158 | | | 14.5 | 27 |
| 1,2-Dichloroethane | 0.00500 | ND | 0.00561 | 0.00526 | 112 | 105 | 1 | 29.0-151 | | | 6.44 | 27 |
| 1,1-Dichloroethene | 0.00500 | ND | 0.00557 | 0.00473 | 111 | 94.6 | 1 | 11.0-160 | | | 16.3 | 29 |
| cis-1,2-Dichloroethene | 0.00500 | ND | 0.00568 | 0.00500 | 114 | 100 | 1 | 10.0-160 | | | 12.7 | 27 |
| trans-1,2-Dichloroethene | 0.00500 | ND | 0.00564 | 0.00499 | 113 | 99.8 | 1 | 17.0-153 | | | 12.2 | 27 |
| 1,2-Dichloropropane | 0.00500 | ND | 0.00563 | 0.00508 | 113 | 102 | 1 | 30.0-156 | | | 10.3 | 27 |
| cis-1,3-Dichloropropene | 0.00500 | ND | 0.00497 | 0.00441 | 99.4 | 88.2 | 1 | 34.0-149 | | | 11.9 | 28 |
| trans-1,3-Dichloropropene | 0.00500 | ND | 0.00474 | 0.00446 | 94.8 | 89.2 | 1 | 32.0-149 | | | 6.09 | 28 |
| Ethylbenzene | 0.00500 | ND | 0.00574 | 0.00497 | 115 | 99.4 | 1 | 30.0-155 | | | 14.4 | 27 |
| Hexachloro-1,3-butadiene | 0.00500 | ND | 0.00514 | 0.00462 | 103 | 92.4 | 1 | 20.0-154 | | | 10.7 | 34 |
| 2-Hexanone | 0.0250 | ND | 0.0244 | 0.0239 | 97.6 | 95.6 | 1 | 21.0-160 | | | 2.07 | 29 |
| 2-Butanone (MEK) | 0.0250 | ND | 0.0248 | 0.0244 | 99.2 | 97.6 | 1 | 10.0-160 | | | 1.63 | 32 |
| Iodomethane | 0.0250 | ND | 0.0135 | 0.0139 | 54.0 | 55.6 | 1 | 10.0-160 | | | 2.92 | 40 |
| Methylene Chloride | 0.00500 | ND | 0.00541 | ND | 108 | 92.4 | 1 | 23.0-144 | | | 15.8 | 28 |
| 4-Methyl-2-pentanone (MIBK) | 0.0250 | ND | 0.0288 | 0.0283 | 115 | 113 | 1 | 29.0-160 | | | 1.75 | 29 |
| Naphthalene | 0.00500 | ND | ND | ND | 83.8 | 87.4 | 1 | 12.0-156 | | | 4.21 | 35 |
| n-Propylbenzene | 0.00500 | ND | 0.00561 | 0.00470 | 112 | 94.0 | 1 | 31.0-154 | | | 17.7 | 28 |
| Styrene | 0.00500 | ND | 0.00514 | 0.00469 | 103 | 93.8 | 1 | 33.0-155 | | | 9.16 | 28 |
| 1,1,1,2-Tetrachloroethane | 0.00500 | ND | 0.00574 | 0.00523 | 115 | 105 | 1 | 36.0-151 | | | 9.30 | 29 |
| 1,1,2,2-Tetrachloroethane | 0.00500 | ND | 0.00574 | 0.00545 | 115 | 109 | 1 | 33.0-150 | | | 5.18 | 28 |
| 1,1,2-Trichlorotrifluoroethane | 0.00500 | ND | 0.00642 | 0.00513 | 128 | 103 | 1 | 23.0-160 | | | 22.3 | 30 |
| Tetrachloroethene | 0.00500 | ND | 0.00655 | 0.00522 | 131 | 104 | 1 | 10.0-160 | | | 22.6 | 27 |
| Toluene | 0.00500 | ND | 0.00587 | 0.00499 | 117 | 99.8 | 1 | 26.0-154 | | | 16.2 | 28 |
| 1,2,4-Trichlorobenzene | 0.00500 | ND | 0.00473 | 0.00425 | 94.6 | 85.0 | 1 | 24.0-150 | | | 10.7 | 33 |
| 1,1,1-Trichloroethane | 0.00500 | ND | 0.00606 | 0.00494 | 121 | 98.8 | 1 | 23.0-160 | | | 20.4 | 28 |
| 1,1,2-Trichloroethane | 0.00500 | ND | 0.00575 | 0.00554 | 115 | 111 | 1 | 35.0-147 | | | 3.72 | 27 |

## L1713243-01 Original Sample (OS) • Matrix Spike (MS) • Matrix Spike Duplicate (MSD)

(OS) L1713243-01 03/12/24 14:53 • (MS) R4045116-6 03/12/24 19:33 • (MSD) R4045116-7 03/12/24 19:54

| Analyte | Spike Amount mg/l | Original Result mg/l | MS Result mg/l | MSD Result mg/l | MS Rec. % | MSD Rec. % | Dilution | Rec. Limits % | MS Qualifier | MSD Qualifier | RPD % | RPD Limits % |
|---|---|---|---|---|---|---|---|---|---|---|---|---|
| Trichloroethene | 0.00500 | ND | 0.00557 | 0.00495 | 111 | 99.0 | 1 | 10.0-160 | | | 11.8 | 25 |
| Trichlorofluoromethane | 0.00500 | ND | 0.00681 | 0.00542 | 136 | 108 | 1 | 17.0-160 | | | 22.7 | 31 |
| 1,2,3-Trichloropropane | 0.00500 | ND | 0.00553 | 0.00562 | 111 | 112 | 1 | 34.0-151 | | | 1.61 | 29 |
| 1,2,4-Trimethylbenzene | 0.00500 | ND | 0.00522 | 0.00449 | 104 | 89.8 | 1 | 26.0-154 | | | 15.0 | 27 |
| 1,3,5-Trimethylbenzene | 0.00500 | ND | 0.00550 | 0.00458 | 110 | 91.6 | 1 | 28.0-153 | | | 18.3 | 27 |
| Vinyl acetate | 0.0250 | ND | 0.0397 | 0.0375 | 159 | 150 | 1 | 12.0-160 | | | 5.70 | 31 |
| Vinyl chloride | 0.00500 | ND | 0.00626 | 0.00528 | 125 | 106 | 1 | 10.0-160 | | | 17.0 | 27 |
| Xylenes, Total | 0.0150 | ND | 0.0171 | 0.0146 | 114 | 97.3 | 1 | 29.0-154 | | | 15.8 | 28 |
| Di-isopropyl ether | 0.00500 | ND | 0.00607 | 0.00566 | 121 | 113 | 1 | 21.0-160 | | | 6.99 | 28 |
| Ethanol | 0.250 | ND | 0.304 | 0.294 | 122 | 118 | 1 | 50.0-150 | | | 3.34 | 20 |
| Ethyl tert-butyl ether | 0.00500 | ND | 0.00546 | 0.00537 | 109 | 107 | 1 | 10.0-160 | | | 1.66 | 37 |
| Methyl tert-butyl ether | 0.00500 | ND | 0.00530 | 0.00515 | 106 | 103 | 1 | 28.0-150 | | | 2.87 | 29 |
| tert-Butyl alcohol | 0.0250 | 0.00574 | 0.0278 | 0.0300 | 88.2 | 97.0 | 1 | 50.0-150 | | | 7.61 | 20 |
| tert-Amyl Methyl Ether | 0.00500 | ND | 0.00518 | 0.00494 | 104 | 98.8 | 1 | 10.0-160 | | | 4.74 | 37 |
| *(S) Toluene-d8* | | | | | *102* | *102* | | *80.0-120* | | | | |
| *(S) 4-Bromofluorobenzene* | | | | | *99.1* | *97.8* | | *77.0-126* | | | | |
| *(S) 1,2-Dichloroethane-d4* | | | | | *97.4* | *97.1* | | *70.0-130* | | | | |

# INTERNAL STANDARD SUMMARY

## Instrument: VOCMS23 • File ID: 0312_02

03/12/24 06:32

| Sample ID | File ID | 8260-FLUOROBENZENE | 8260-CHLOROBENZENE-D5 | 8260-1,4-DICHLOROBENZENE-D4 |
|---|---|---|---|---|
| | | Response | Response | Response |
| Standard | 0312_02 | 423458 | 190100 | 191471 |
| Upper Limit | | 846916 | 380200 | 382942 |
| Lower Limit | | 211729 | 95050 | 95736 |
| LCS R4045116-1 WG2244713 1x | 0312_02LCSC | 423458 | 190100 | 191471 |
| LCSD R4045116-2 WG2244713 1x | 0312_03C | 408136 | 182665 | 185396 |
| BLANK R4045116-3 WG2244713 1x | 0312_05C | 406415 | 177738 | 177852 |
| L1713243-08 WG2244713 1x | 0312_17 | 409301 | 182139 | 171482 |
| L1713243-01 WG2244713 1x | 0312_20 | 401592 | 179776 | 168052 |
| L1713243-02 WG2244713 1x | 0312_21 | 413700 | 178805 | 171059 |
| L1713243-03 WG2244713 1x | 0312_22 | 395593 | 175078 | 169571 |
| L1713243-04 WG2244713 1x | 0312_23 | 408346 | 179928 | 165500 |
| L1713243-05 WG2244713 1x | 0312_24 | 401256 | 178307 | 166642 |
| L1713243-06 WG2244713 1x | 0312_25 | 401032 | 176156 | 167777 |
| L1713243-07 WG2244713 1x | 0312_26 | 386997 | 173370 | 168372 |
| MS R4045116-4 WG2244713 1x | 0312_31 | 412950 | 186216 | 173063 |
| MSD R4045116-5 WG2244713 1x | 0312_32 | 406634 | 183777 | 174732 |
| MS R4045116-6 WG2244713 1x | 0312_33 | 406459 | 185698 | 177281 |
| MSD R4045116-7 WG2244713 1x | 0312_34 | 405491 | 184385 | 175519 |

# GLOSSARY OF TERMS

## Guide to Reading and Understanding Your Laboratory Report

The information below is designed to better explain the various terms used in your report of analytical results from the Laboratory. This is not intended as a comprehensive explanation, and if you have additional questions please contact your project representative.

Results Disclaimer - Information that may be provided by the customer, and contained within this report, include Permit Limits, Project Name, Sample ID, Sample Matrix, Sample Preservation, Field Blanks, Field Spikes, Field Duplicates, On-Site Data, Sampling Collection Dates/Times, and Sampling Location. Results relate to the accuracy of this information provided, and as the samples are received.

## Abbreviations and Definitions

| | |
|---|---|
| MDL | Method Detection Limit. |
| ND | Not detected at the Reporting Limit (or MDL where applicable). |
| RDL | Reported Detection Limit. |
| Rec. | Recovery. |
| RPD | Relative Percent Difference. |
| SDG | Sample Delivery Group. |
| (S) | Surrogate (Surrogate Standard) - Analytes added to every blank, sample, Laboratory Control Sample/Duplicate and Matrix Spike/Duplicate; used to evaluate analytical efficiency by measuring recovery. Surrogates are not expected to be detected in all environmental media. |
| U | Not detected at the Reporting Limit (or MDL where applicable). |
| Analyte | The name of the particular compound or analysis performed. Some Analyses and Methods will have multiple analytes reported. |
| Dilution | If the sample matrix contains an interfering material, the sample preparation volume or weight values differ from the standard, or if concentrations of analytes in the sample are higher than the highest limit of concentration that the laboratory can accurately report, the sample may be diluted for analysis. If a value different than 1 is used in this field, the result reported has already been corrected for this factor. |
| Limits | These are the target % recovery ranges or % difference value that the laboratory has historically determined as normal for the method and analyte being reported. Successful QC Sample analysis will target all analytes recovered or duplicated within these ranges. |
| Original Sample | The non-spiked sample in the prep batch used to determine the Relative Percent Difference (RPD) from a quality control sample. The Original Sample may not be included within the reported SDG. |
| Qualifier | This column provides a letter and/or number designation that corresponds to additional information concerning the result reported. If a Qualifier is present, a definition per Qualifier is provided within the Glossary and Definitions page and potentially a discussion of possible implications of the Qualifier in the Case Narrative if applicable. |
| Result | The actual analytical final result (corrected for any sample specific characteristics) reported for your sample. If there was no measurable result returned for a specific analyte, the result in this column may state “ND” (Not Detected) or “BDL” (Below Detectable Levels). The information in the results column should always be accompanied by either an MDL (Method Detection Limit) or RDL (Reporting Detection Limit) that defines the lowest value that the laboratory could detect or report for this analyte. |
| Uncertainty (Radiochemistry) | Confidence level of 2 sigma. |
| Case Narrative (Cn) | A brief discussion about the included sample results, including a discussion of any non-conformances to protocol observed either at sample receipt by the laboratory from the field or during the analytical process. If present, there will be a section in the Case Narrative to discuss the meaning of any data qualifiers used in the report. |
| Quality Control Summary (Qc) | This section of the report includes the results of the laboratory quality control analyses required by procedure or analytical methods to assist in evaluating the validity of the results reported for your samples. These analyses are not being performed on your samples typically, but on laboratory generated material. |
| Sample Chain of Custody (Sc) | This is the document created in the field when your samples were initially collected. This is used to verify the time and date of collection, the person collecting the samples, and the analyses that the laboratory is requested to perform. This chain of custody also documents all persons (excluding commercial shippers) that have had control or possession of the samples from the time of collection until delivery to the laboratory for analysis. |
| Sample Results (Sr) | This section of your report will provide the results of all testing performed on your samples. These results are provided by sample ID and are separated by the analyses performed on each sample. The header line of each analysis section for each sample will provide the name and method number for the analysis reported. |
| Sample Summary (Ss) | This section of the Analytical Report defines the specific analyses performed for each sample ID, including the dates and times of preparation and/or analysis. |

| Qualifier | Description |
|---|---|
| E4 | Concentration estimated. Analyte was detected below laboratory minimum reporting level (MRL) but above MDL. |
| L1 | The associated blank spike recovery was above laboratory acceptance limits. |
| M1 | Matrix spike recovery was high, the method control sample recovery was acceptable. |
| M2 | Matrix spike recovery was low, the method control sample recovery was acceptable. |
| R5 | MS/MSD RPD exceeded the laboratory acceptance limit. Recovery met acceptance criteria. |
| R7 | LFB/LFBD RPD exceeded the laboratory acceptance limit. Recovery met acceptance criteria. |
| R8 | Sample RPD exceeded the method acceptance limit. |

# ACCREDITATIONS & LOCATIONS

## Pace Analytical National 12065 Lebanon Rd Mount Juliet, TN 37122

| | | | |
|---|---|---|---|
| Alabama | 40660 | Nebraska | NE-OS-15-05 |
| Alaska | 17-026 | Nevada | TN000032021-1 |
| Arizona | AZ0612 | New Hampshire | 2975 |
| Arkansas | 88-0469 | New Jersey–NELAP | TN002 |
| California | 2932 | New Mexico [1] | TN00003 |
| Colorado | TN00003 | New York | 11742 |
| Connecticut | PH-0197 | North Carolina | Env375 |
| Florida | E87487 | North Carolina [1] | DW21704 |
| Georgia | NELAP | North Carolina [3] | 41 |
| Georgia [1] | 923 | North Dakota | R-140 |
| Idaho | TN00003 | Ohio–VAP | CL0069 |
| Illinois | 200008 | Oklahoma | 9915 |
| Indiana | C-TN-01 | Oregon | TN200002 |
| Iowa | 364 | Pennsylvania | 68-02979 |
| Kansas | E-10277 | Rhode Island | LAO000356 |
| Kentucky [1 6] | KY90010 | South Carolina | 84004002 |
| Kentucky [2] | 16 | South Dakota | n/a |
| Louisiana | AI30792 | Tennessee [1 4] | 2006 |
| Louisiana | LA018 | Texas | T104704245-20-18 |
| Maine | TN00003 | Texas [5] | LAB0152 |
| Maryland | 324 | Utah | TN000032021-11 |
| Massachusetts | M-TN003 | Vermont | VT2006 |
| Michigan | 9958 | Virginia | 110033 |
| Minnesota | 047-999-395 | Washington | C847 |
| Mississippi | TN00003 | West Virginia | 233 |
| Missouri | 340 | Wisconsin | 998093910 |
| Montana | CERT0086 | Wyoming | A2LA |
| A2LA – ISO 17025 | 1461.01 | AIHA-LAP,LLC EMLAP | 100789 |
| A2LA – ISO 17025 [5] | 1461.02 | DOD | 1461.01 |
| Canada | 1461.01 | USDA | P330-15-00234 |
| EPA–Crypto | TN00003 | | |

[1] Drinking Water [2] Underground Storage Tanks [3] Aquatic Toxicity [4] Chemical/Microbiological [5] Mold [6] Wastewater n/a Accreditation not applicable

* Not all certifications held by the laboratory are applicable to the results reported in the attached report.

* Accreditation is only applicable to the test methods specified on each scope of accreditation held by Pace Analytical.

Company Name/Address:
**Kinder Morgan - Rocklin, CA-AZ Work**

410 N.44th Street
Suite 1000
Phoenix, AZ 85008

Billing Information:
Accounts Payable- Alan Van Antwerp
9950 SAN DIEGO MISSION RD.
SAN DIEGO, CA 92108

Pres Chk

Report to: Bob Forsberg

Email To: bob.forsberg@arcadis-us.com;sascha.arnold@arcadis.com

Project Description: KMEP Silvercroft Wash

City/State Collected: TUCSON/AZ

Please Circle: PT MT CT ET

Phone: 602-438-0883

Client Project # ~~30179444.01~~ 30207116

Lab Project # KINARCPAZ-SILVERCROF

Collected by (print): MS/SXA

Site/Facility ID # SILVERCROFT WASH

P.O. # WD1046679

Collected by (signature): [signature]

Immediately Packed on Ice N ___ Y X

*Rush?* (Lab MUST Be Notified)
___ Same Day ___ Five Day
___ Next Day ___ 5 Day (Rad Only)
___ Two Day ___ 10 Day (Rad Only)
___ Three Day

Quote #

Date Results Needed: STD TAT

Analysis / Container / Preservative

Chain of Custody Page 1 of 1

Pace PEOPLE ADVANCING SCIENCE

MT JULIET, TN

12065 Lebanon Rd Mount Juliet, TN 37122
Submitting a sample via this chain of custody constitutes acknowledgment and acceptance of the Pace Terms and Conditions found at: https://info.pacelabs.com/hubfs/pas-standard-terms.pdf

SDG # L1713243

B176

Acctnum: KINARCPAZ
Template: T190237
Prelogin: P1053889
PM: 110 - Brian Ford
PB:
Shipped Via:

| Sample ID | Comp/Grab | Matrix * | Depth | Date | Time | No. of Cntrs | *NO2,NO3,SO4 125mlHDPE-NoPres | EEM RSK175 40mlAmb HCl | HOLD - NO2+NO3 250mlHDPE-H2SO4 (C2) | TDS 1L-HDPE NoPres | Total Fe 6010 250mlHDPE-HNO3 (C2) | VOCs+OXYs 8260 40mlAmb-HCl | | | | | Remarks | Sample # (lab only) |
|---|---|---|---|---|---|---|---|---|---|---|---|---|---|---|---|---|---|---|
| R-122A | GRAB | GW | 165' | 03-07-2024 | 0925 | 18 | x | x | x | x | x | x | | | | | RUN MS/MSD | -01 |
| WR-242A | | GW | 166' | | 1035 | 9 | x | x | x | x | x | x | | | | | | -02 |
| WR-464A | | | 161' | | 1140 | 9 | x | x | x | x | x | x | | | | | | -03 |
| WR-464A DUP | | | 161' | | 1145 | 9 | x | x | x | x | x | x | | | | | | -04 |
| WR-467A | | | 175' | | 1235 | 9 | x | x | x | x | x | x | | | | | | -05 |
| R-082A | | | 172' | | 1325 | 9 | x | x | x | x | x | x | | | | | | -06 |
| | | | | | | | | | | | | | | | | | | |
| | | | | | | | | | | | | | | | | | | |
| EB-3 | Grab | AQ | — | 3-7-24 | 0815 | 3 | | | | | | X | | | | | | -07 |
| TRIP BLANK | — | AQ | — | 03-07-2024 | — | 2 | | | | | | X | | | | | | -08 |

* Matrix:
SS - Soil AIR - Air F - Filter
GW - Groundwater B - Bioassay
WW - WasteWater
DW - Drinking Water
OT - Other_____

Remarks: *NO2,NO3 have a 48 hour holding time.
☆ COT Wells ☆

pH _____ Temp _____
Flow _____ Other _____

Samples returned via: __ UPS ✓ FedEx __ Courier _____

Tracking # 648154637410

Sample Receipt Checklist
COC Seal Present/Intact: __NP ✓Y __N
COC Signed/Accurate: ✓Y __N
Bottles arrive intact: ✓Y __N
Correct bottles used: ✓Y __N
Sufficient volume sent: ✓Y __N
If Applicable
VOA Zero Headspace: ✓Y __N
Preservation Correct/Checked: ✓Y __N
RAD Screen <0.5 mR/hr: ✓Y __N

| Relinquished by : (Signature) | Date: | Time: | Received by: (Signature) | Trip Blank Received: |
|---|---|---|---|---|
| SASCHA ARNOLD | 03-07-2024 | 1625 | [signature] | Yes / No HCL / MeoH TBR 2 |
| [signature] | 3/7/24 | 1800 | SWA | Temp: 0.2+0-0.2 °C MSA9 Bottles Received: 66 |
| | | | Received for lab by: (Signature) [signature] | Date: 03-08-24 Time: 0900 |

If PH-10BDH5021 TRC-2352362 CR6-20221V ate/Time

Hold:

Condition: NCF / OK

PNRAZ

## 3/8-NCF-L1713243 KINARCPAZ

R5

**Time estimate:** oh **Time spent:** oh

**Members**

Hailey Robertson (responsible) BF Brian Ford

Due on *12 March 2024 8:00 AM* for target *Done*

- [x] Login Clarification needed
- [ ] Chain of custody is incomplete
- [ ] Please specify Metals requested
- [ ] Please specify TCLP requested
- [ ] Received additional samples not listed on COC
- [ ] Sample IDs on containers do not match IDs on COC
- [ ] Client did not "X" analysis
- [ ] Chain of Custody is missing
- [ ] If no COC: Received by:_____
- [ ] If no COC: Date/Time:_____
- [ ] If no COC: Temp./Cont.Rec./pH:_____
- [ ] If no COC: Carrier:_____
- [ ] If no COC: Tracking #:_____
- [ ] Client informed by call
- [x] Client informed by Email
- [ ] Client informed by Voicemail
- [ ] Date/Time:_____
- [x] PM initials:_____bjf_____
- [ ] Client Contact:_____

**Comments**

*Hailey Robertson* *8 March 2024 1:27 PM*

Times are swapped for IDs: WR-464A and WR-464A DUP. Also the VOC vials only say WR-464A but the times are different. Currently logged with the corresponding container times.

*Brian Ford* *8 March 2024 3:09 PM*

the times listed on the COC are correct. log the 1140 containers as WR-464A; log the 1145 containers are WR-464A DUP.

*Hailey Robertson* *8 March 2024 3:14 PM*

Done

# ANALYTICAL REPORT

March 22, 2024



## Kinder Morgan - Rocklin, CA-AZ Work

| | |
|---|---|
| Sample Delivery Group: | L1715202 |
| Samples Received: | 03/14/2024 |
| Project Number: | 30207116 |
| Description: | KMEP Silvercroft Wash |
| Site: | SILVERCROFT WASH |
| Report To: | Bob Forsberg<br>410 N.44th Street<br>Suite 1000<br>Phoenix, AZ 85008 |

Entire Report Reviewed By:

Shane Gambill
Project Manager

Results relate only to the items tested or calibrated and are reported as rounded values. This test report shall not be reproduced, except in full, without written approval of the laboratory. Where applicable, sampling conducted by Pace Analytical National is performed per guidance provided in laboratory standard operating procedures ENV-SOP-MTJL-0067 and ENV-SOP-MTJL-0068. Where sampling conducted by the customer, results relate to the accuracy of the information provided, and as the samples are received.

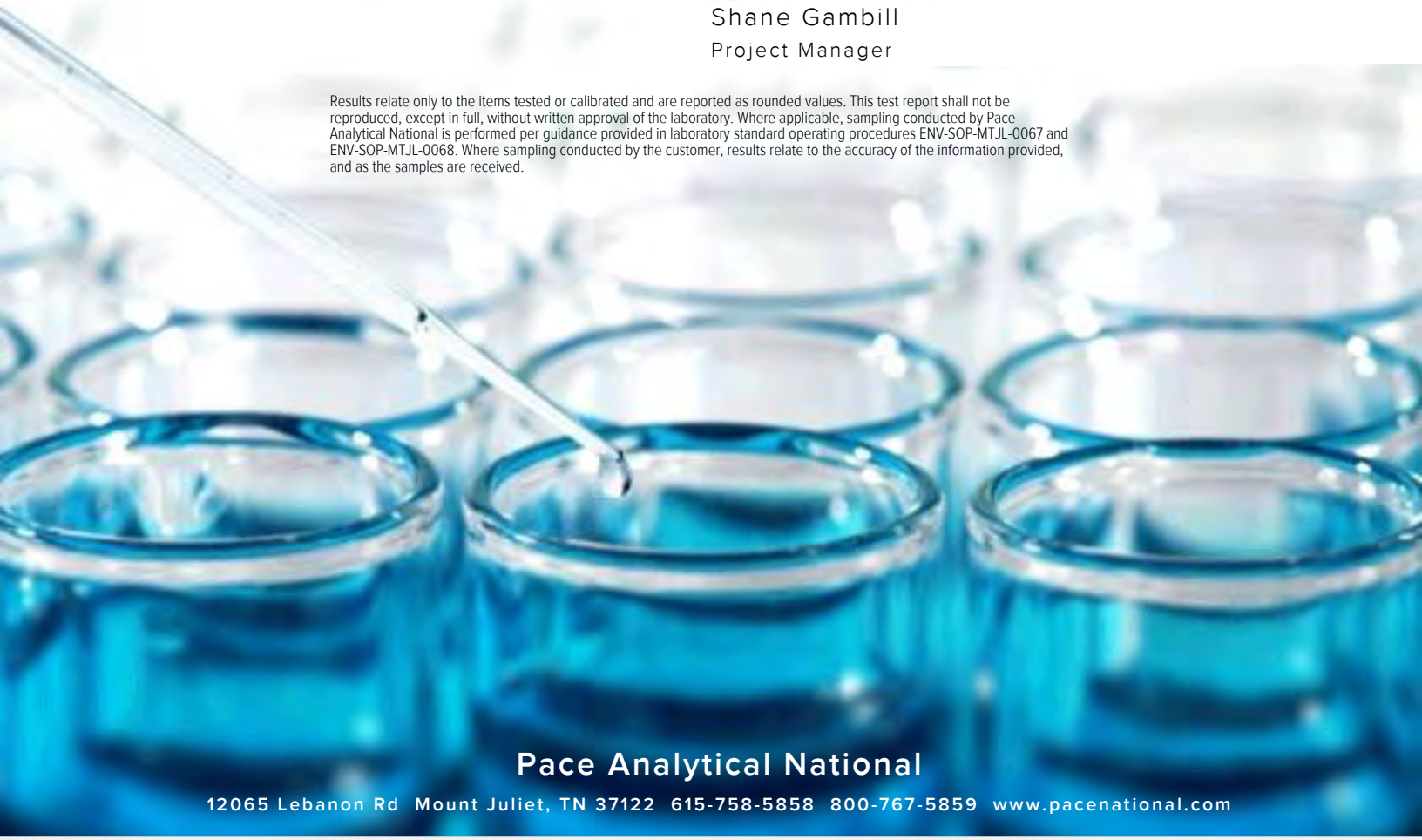

**Pace Analytical National**
12065 Lebanon Rd Mount Juliet, TN 37122 615-758-5858 800-767-5859 www.pacenational.com

# TABLE OF CONTENTS


Cp: Cover Page 1

Tc: Table of Contents 2

Ss: Sample Summary 3

Cn: Case Narrative 4

Sr: Sample Results 5

WR-430A L1715202-01 5

R-067A L1715202-02 7

R-067A-DUP L1715202-03 9

WR-359A L1715202-04 11

TRIP BLANK L1715202-05 13

Qc: Quality Control Summary 15

Gravimetric Analysis by Method 2540 C-2011 15

Wet Chemistry by Method 9056A 16

Metals (ICP) by Method 6010D 18

Volatile Organic Compounds (GC) by Method RSK175 19

Volatile Organic Compounds (GC/MS) by Method 8260B 20

Is: Internal Standard Summary 27

Volatile Organic Compounds (GC/MS) by Method 8260B 27

Gl: Glossary of Terms 28

Al: Accreditations & Locations 29

Sc: Sample Chain of Custody 30

## WR-430A L1715202-01 GW

| Collected by | Collected date/time | Received date/time |
|---|---|---|
| MS/MH | 03/13/24 10:30 | 03/14/24 12:00 |

| Method | Batch | Dilution | Preparation date/time | Analysis date/time | Analyst | Location |
|---|---|---|---|---|---|---|
| Gravimetric Analysis by Method 2540 C-2011 | WG2249253 | 1 | 03/20/24 00:05 | 03/20/24 02:21 | ARD | Mt. Juliet, TN |
| Wet Chemistry by Method 9056A | WG2246881 | 1 | 03/14/24 18:01 | 03/14/24 18:01 | GEB | Mt. Juliet, TN |
| Wet Chemistry by Method 9056A | WG2246881 | 5 | 03/14/24 18:33 | 03/14/24 18:33 | GEB | Mt. Juliet, TN |
| Metals (ICP) by Method 6010D | WG2247544 | 1 | 03/20/24 04:31 | 03/20/24 17:33 | ZSA | Mt. Juliet, TN |
| Volatile Organic Compounds (GC) by Method RSK175 | WG2247928 | 1 | 03/18/24 13:20 | 03/18/24 13:20 | CCM | Mt. Juliet, TN |
| Volatile Organic Compounds (GC/MS) by Method 8260B | WG2248915 | 1 | 03/18/24 21:39 | 03/18/24 21:39 | JHH | Mt. Juliet, TN |
| Volatile Organic Compounds (GC/MS) by Method 8260B | WG2249696 | 20 | 03/19/24 20:34 | 03/19/24 20:34 | DWR | Mt. Juliet, TN |

## R-067A L1715202-02 GW

| Collected by | Collected date/time | Received date/time |
|---|---|---|
| MS/MH | 03/13/24 11:35 | 03/14/24 12:00 |

| Method | Batch | Dilution | Preparation date/time | Analysis date/time | Analyst | Location |
|---|---|---|---|---|---|---|
| Gravimetric Analysis by Method 2540 C-2011 | WG2249253 | 1 | 03/20/24 00:05 | 03/20/24 02:21 | ARD | Mt. Juliet, TN |
| Wet Chemistry by Method 9056A | WG2246881 | 1 | 03/14/24 19:37 | 03/14/24 19:37 | GEB | Mt. Juliet, TN |
| Wet Chemistry by Method 9056A | WG2246881 | 5 | 03/14/24 19:53 | 03/14/24 19:53 | GEB | Mt. Juliet, TN |
| Metals (ICP) by Method 6010D | WG2247544 | 1 | 03/20/24 04:31 | 03/20/24 17:40 | ZSA | Mt. Juliet, TN |
| Volatile Organic Compounds (GC) by Method RSK175 | WG2247928 | 1 | 03/18/24 13:24 | 03/18/24 13:24 | CCM | Mt. Juliet, TN |
| Volatile Organic Compounds (GC/MS) by Method 8260B | WG2248915 | 1 | 03/18/24 22:01 | 03/18/24 22:01 | JHH | Mt. Juliet, TN |
| Volatile Organic Compounds (GC/MS) by Method 8260B | WG2249696 | 100 | 03/19/24 20:55 | 03/19/24 20:55 | DWR | Mt. Juliet, TN |

## R-067A-DUP L1715202-03 GW

| Collected by | Collected date/time | Received date/time |
|---|---|---|
| MS/MH | 03/13/24 11:35 | 03/14/24 12:00 |

| Method | Batch | Dilution | Preparation date/time | Analysis date/time | Analyst | Location |
|---|---|---|---|---|---|---|
| Gravimetric Analysis by Method 2540 C-2011 | WG2249253 | 1 | 03/20/24 00:05 | 03/20/24 02:21 | ARD | Mt. Juliet, TN |
| Wet Chemistry by Method 9056A | WG2246881 | 1 | 03/14/24 20:40 | 03/14/24 20:40 | GEB | Mt. Juliet, TN |
| Wet Chemistry by Method 9056A | WG2246881 | 5 | 03/14/24 20:56 | 03/14/24 20:56 | GEB | Mt. Juliet, TN |
| Metals (ICP) by Method 6010D | WG2247544 | 1 | 03/20/24 04:31 | 03/20/24 17:41 | ZSA | Mt. Juliet, TN |
| Volatile Organic Compounds (GC) by Method RSK175 | WG2247928 | 1 | 03/18/24 13:29 | 03/18/24 13:29 | CCM | Mt. Juliet, TN |
| Volatile Organic Compounds (GC/MS) by Method 8260B | WG2248915 | 1 | 03/18/24 22:22 | 03/18/24 22:22 | JHH | Mt. Juliet, TN |
| Volatile Organic Compounds (GC/MS) by Method 8260B | WG2249696 | 100 | 03/19/24 21:17 | 03/19/24 21:17 | DWR | Mt. Juliet, TN |

## WR-359A L1715202-04 GW

| Collected by | Collected date/time | Received date/time |
|---|---|---|
| MS/MH | 03/13/24 12:35 | 03/14/24 12:00 |

| Method | Batch | Dilution | Preparation date/time | Analysis date/time | Analyst | Location |
|---|---|---|---|---|---|---|
| Gravimetric Analysis by Method 2540 C-2011 | WG2249253 | 1 | 03/20/24 00:05 | 03/20/24 02:21 | ARD | Mt. Juliet, TN |
| Wet Chemistry by Method 9056A | WG2246881 | 1 | 03/14/24 21:12 | 03/14/24 21:12 | GEB | Mt. Juliet, TN |
| Metals (ICP) by Method 6010D | WG2247544 | 1 | 03/20/24 04:31 | 03/20/24 17:43 | ZSA | Mt. Juliet, TN |
| Volatile Organic Compounds (GC) by Method RSK175 | WG2247928 | 1 | 03/18/24 13:37 | 03/18/24 13:37 | CCM | Mt. Juliet, TN |
| Volatile Organic Compounds (GC/MS) by Method 8260B | WG2248915 | 1 | 03/18/24 22:44 | 03/18/24 22:44 | JHH | Mt. Juliet, TN |
| Volatile Organic Compounds (GC/MS) by Method 8260B | WG2249696 | 100 | 03/19/24 21:38 | 03/19/24 21:38 | DWR | Mt. Juliet, TN |

## TRIP BLANK L1715202-05 GW

| Collected by | Collected date/time | Received date/time |
|---|---|---|
| MS/MH | 03/13/24 12:35 | 03/14/24 12:00 |

| Method | Batch | Dilution | Preparation date/time | Analysis date/time | Analyst | Location |
|---|---|---|---|---|---|---|
| Volatile Organic Compounds (GC/MS) by Method 8260B | WG2248915 | 1 | 03/18/24 18:26 | 03/18/24 18:26 | JHH | Mt. Juliet, TN |

# CASE NARRATIVE

All sample aliquots were received at the correct temperature, in the proper containers, with the appropriate preservatives, and within method specified holding times, unless qualified or notated within the report. Where applicable, all MDL (LOD) and RDL (LOQ) values reported for environmental samples have been corrected for the dilution factor used in the analysis. All Method and Batch Quality Control are within established criteria except where addressed in this case narrative, a non-conformance form or properly qualified within the sample results. By my digital signature below, I affirm to the best of my knowledge, all problems/anomalies observed by the laboratory as having the potential to affect the quality of the data have been identified by the laboratory, and no information or data have been knowingly withheld that would affect the quality of the data.

Shane Gambill
Project Manager

## Gravimetric Analysis by Method 2540 C-2011

| Analyte | Result | Qualifier | RDL | Dilution | Analysis | Batch |
|---|---|---|---|---|---|---|
| | mg/l | | mg/l | | date / time | |
| Dissolved Solids | 952 | | 20.0 | 1 | 03/20/2024 02:21 | WG2249253 |

## Wet Chemistry by Method 9056A

| Analyte | Result | Qualifier | RDL | Dilution | Analysis | Batch |
|---|---|---|---|---|---|---|
| | mg/l | | mg/l | | date / time | |
| Nitrate | ND | M1 | 0.100 | 1 | 03/14/2024 18:01 | WG2246881 |
| Nitrite | ND | | 0.100 | 1 | 03/14/2024 18:01 | WG2246881 |
| Sulfate | 317 | | 25.0 | 5 | 03/14/2024 18:33 | WG2246881 |

## Metals (ICP) by Method 6010D

| Analyte | Result | Qualifier | RDL | Dilution | Analysis | Batch |
|---|---|---|---|---|---|---|
| | mg/l | | mg/l | | date / time | |
| Iron | 0.373 | | 0.100 | 1 | 03/20/2024 17:33 | WG2247544 |

## Volatile Organic Compounds (GC) by Method RSK175

| Analyte | Result | Qualifier | RDL | Dilution | Analysis | Batch |
|---|---|---|---|---|---|---|
| | mg/l | | mg/l | | date / time | |
| Methane | 0.0563 | | 0.0100 | 1 | 03/18/2024 13:20 | WG2247928 |
| Ethane | ND | | 0.0130 | 1 | 03/18/2024 13:20 | WG2247928 |
| Ethene | ND | | 0.0130 | 1 | 03/18/2024 13:20 | WG2247928 |

## Volatile Organic Compounds (GC/MS) by Method 8260B

| Analyte | Result | Qualifier | RDL | Dilution | Analysis | Batch |
|---|---|---|---|---|---|---|
| | mg/l | | mg/l | | date / time | |
| Acetone | ND | | 0.0500 | 1 | 03/18/2024 21:39 | WG2248915 |
| Acrylonitrile | ND | | 0.0100 | 1 | 03/18/2024 21:39 | WG2248915 |
| Benzene | ND | | 0.00100 | 1 | 03/18/2024 21:39 | WG2248915 |
| Bromobenzene | ND | | 0.00100 | 1 | 03/18/2024 21:39 | WG2248915 |
| Bromochloromethane | ND | | 0.00100 | 1 | 03/18/2024 21:39 | WG2248915 |
| Bromodichloromethane | ND | | 0.00100 | 1 | 03/18/2024 21:39 | WG2248915 |
| Bromoform | ND | | 0.00100 | 1 | 03/18/2024 21:39 | WG2248915 |
| Bromomethane | ND | | 0.00500 | 1 | 03/18/2024 21:39 | WG2248915 |
| n-Butylbenzene | ND | | 0.00100 | 1 | 03/18/2024 21:39 | WG2248915 |
| sec-Butylbenzene | ND | | 0.00100 | 1 | 03/18/2024 21:39 | WG2248915 |
| tert-Butylbenzene | ND | | 0.00100 | 1 | 03/18/2024 21:39 | WG2248915 |
| Carbon tetrachloride | ND | | 0.00100 | 1 | 03/18/2024 21:39 | WG2248915 |
| Carbon disulfide | ND | | 0.00100 | 1 | 03/18/2024 21:39 | WG2248915 |
| Chlorobenzene | ND | | 0.00100 | 1 | 03/18/2024 21:39 | WG2248915 |
| Chlorodibromomethane | ND | | 0.00100 | 1 | 03/18/2024 21:39 | WG2248915 |
| Chloroethane | ND | | 0.00500 | 1 | 03/18/2024 21:39 | WG2248915 |
| Chloroform | ND | | 0.00500 | 1 | 03/18/2024 21:39 | WG2248915 |
| Chloromethane | ND | | 0.00250 | 1 | 03/18/2024 21:39 | WG2248915 |
| 1,2-Dibromo-3-Chloropropane | ND | | 0.00500 | 1 | 03/18/2024 21:39 | WG2248915 |
| 1,2-Dibromoethane | ND | | 0.00100 | 1 | 03/18/2024 21:39 | WG2248915 |
| Dibromomethane | ND | | 0.00100 | 1 | 03/18/2024 21:39 | WG2248915 |
| 1,2-Dichlorobenzene | ND | | 0.00100 | 1 | 03/18/2024 21:39 | WG2248915 |
| 1,3-Dichlorobenzene | ND | | 0.00100 | 1 | 03/18/2024 21:39 | WG2248915 |
| 1,4-Dichlorobenzene | ND | | 0.00100 | 1 | 03/18/2024 21:39 | WG2248915 |
| trans-1,4-Dichloro-2-butene | ND | | 0.00250 | 1 | 03/18/2024 21:39 | WG2248915 |
| Dichlorodifluoromethane | ND | | 0.00500 | 1 | 03/18/2024 21:39 | WG2248915 |
| 1,1-Dichloroethane | ND | | 0.00100 | 1 | 03/18/2024 21:39 | WG2248915 |
| 1,2-Dichloroethane | ND | | 0.00100 | 1 | 03/18/2024 21:39 | WG2248915 |
| 1,1-Dichloroethene | ND | | 0.00100 | 1 | 03/18/2024 21:39 | WG2248915 |
| cis-1,2-Dichloroethene | ND | | 0.00100 | 1 | 03/18/2024 21:39 | WG2248915 |

## Volatile Organic Compounds (GC/MS) by Method 8260B

| Analyte | Result mg/l | Qualifier | RDL mg/l | Dilution | Analysis date / time | Batch |
|---|---|---|---|---|---|---|
| trans-1,2-Dichloroethene | ND | | 0.00100 | 1 | 03/18/2024 21:39 | WG2248915 |
| 1,2-Dichloropropane | ND | | 0.00100 | 1 | 03/18/2024 21:39 | WG2248915 |
| cis-1,3-Dichloropropene | ND | | 0.00100 | 1 | 03/18/2024 21:39 | WG2248915 |
| trans-1,3-Dichloropropene | ND | | 0.00100 | 1 | 03/18/2024 21:39 | WG2248915 |
| Ethylbenzene | ND | | 0.00100 | 1 | 03/18/2024 21:39 | WG2248915 |
| Hexachloro-1,3-butadiene | ND | | 0.00100 | 1 | 03/18/2024 21:39 | WG2248915 |
| 2-Hexanone | ND | | 0.0100 | 1 | 03/18/2024 21:39 | WG2248915 |
| 2-Butanone (MEK) | ND | | 0.0100 | 1 | 03/18/2024 21:39 | WG2248915 |
| Iodomethane | ND | L2 M2 | 0.0100 | 1 | 03/18/2024 21:39 | WG2248915 |
| Methylene Chloride | ND | | 0.00500 | 1 | 03/18/2024 21:39 | WG2248915 |
| 4-Methyl-2-pentanone (MIBK) | ND | | 0.0100 | 1 | 03/18/2024 21:39 | WG2248915 |
| Naphthalene | ND | | 0.00500 | 1 | 03/18/2024 21:39 | WG2248915 |
| n-Propylbenzene | ND | | 0.00100 | 1 | 03/18/2024 21:39 | WG2248915 |
| Styrene | ND | | 0.00100 | 1 | 03/18/2024 21:39 | WG2248915 |
| 1,1,1,2-Tetrachloroethane | ND | | 0.00100 | 1 | 03/18/2024 21:39 | WG2248915 |
| 1,1,2,2-Tetrachloroethane | ND | | 0.00100 | 1 | 03/18/2024 21:39 | WG2248915 |
| 1,1,2-Trichlorotrifluoroethane | ND | | 0.00100 | 1 | 03/18/2024 21:39 | WG2248915 |
| Tetrachloroethene | ND | | 0.00100 | 1 | 03/18/2024 21:39 | WG2248915 |
| Toluene | ND | | 0.00100 | 1 | 03/18/2024 21:39 | WG2248915 |
| 1,2,4-Trichlorobenzene | ND | | 0.00100 | 1 | 03/18/2024 21:39 | WG2248915 |
| 1,1,1-Trichloroethane | ND | | 0.00100 | 1 | 03/18/2024 21:39 | WG2248915 |
| 1,1,2-Trichloroethane | ND | | 0.00100 | 1 | 03/18/2024 21:39 | WG2248915 |
| Trichloroethene | 0.00219 | | 0.00100 | 1 | 03/18/2024 21:39 | WG2248915 |
| Trichlorofluoromethane | ND | | 0.00500 | 1 | 03/18/2024 21:39 | WG2248915 |
| 1,2,3-Trichloropropane | ND | | 0.00250 | 1 | 03/18/2024 21:39 | WG2248915 |
| 1,2,4-Trimethylbenzene | ND | | 0.00100 | 1 | 03/18/2024 21:39 | WG2248915 |
| 1,3,5-Trimethylbenzene | ND | | 0.00100 | 1 | 03/18/2024 21:39 | WG2248915 |
| Vinyl acetate | ND | | 0.0100 | 1 | 03/18/2024 21:39 | WG2248915 |
| Vinyl chloride | ND | | 0.00100 | 1 | 03/18/2024 21:39 | WG2248915 |
| Xylenes, Total | ND | | 0.00300 | 1 | 03/18/2024 21:39 | WG2248915 |
| Di-isopropyl ether | ND | | 0.00100 | 1 | 03/18/2024 21:39 | WG2248915 |
| Ethanol | ND | L1 M1 R5 | 0.100 | 1 | 03/18/2024 21:39 | WG2248915 |
| Ethyl tert-butyl ether | ND | | 0.00100 | 1 | 03/18/2024 21:39 | WG2248915 |
| Methyl tert-butyl ether | 0.857 | | 0.0200 | 20 | 03/19/2024 20:34 | WG2249696 |
| tert-Butyl alcohol | 1.88 | | 0.100 | 20 | 03/19/2024 20:34 | WG2249696 |
| tert-Amyl Methyl Ether | 0.120 | | 0.00100 | 1 | 03/18/2024 21:39 | WG2248915 |
| *(S) Toluene-d8* | *109* | | *80.0-120* | | *03/18/2024 21:39* | WG2248915 |
| *(S) Toluene-d8* | *107* | | *80.0-120* | | *03/19/2024 20:34* | WG2249696 |
| *(S) 4-Bromofluorobenzene* | *102* | | *77.0-126* | | *03/18/2024 21:39* | WG2248915 |
| *(S) 4-Bromofluorobenzene* | *102* | | *77.0-126* | | *03/19/2024 20:34* | WG2249696 |
| *(S) 1,2-Dichloroethane-d4* | *101* | | *70.0-130* | | *03/18/2024 21:39* | WG2248915 |
| *(S) 1,2-Dichloroethane-d4* | *104* | | *70.0-130* | | *03/19/2024 20:34* | WG2249696 |

## Gravimetric Analysis by Method 2540 C-2011

| Analyte | Result mg/l | Qualifier | RDL mg/l | Dilution | Analysis date / time | Batch |
|---|---|---|---|---|---|---|
| Dissolved Solids | 845 | | 13.3 | 1 | 03/20/2024 02:21 | WG2249253 |

## Wet Chemistry by Method 9056A

| Analyte | Result mg/l | Qualifier | RDL mg/l | Dilution | Analysis date / time | Batch |
|---|---|---|---|---|---|---|
| Nitrate | ND | | 0.100 | 1 | 03/14/2024 19:37 | WG2246881 |
| Nitrite | ND | | 0.100 | 1 | 03/14/2024 19:37 | WG2246881 |
| Sulfate | 302 | | 25.0 | 5 | 03/14/2024 19:53 | WG2246881 |

## Metals (ICP) by Method 6010D

| Analyte | Result mg/l | Qualifier | RDL mg/l | Dilution | Analysis date / time | Batch |
|---|---|---|---|---|---|---|
| Iron | 1.42 | | 0.100 | 1 | 03/20/2024 17:40 | WG2247544 |

## Volatile Organic Compounds (GC) by Method RSK175

| Analyte | Result mg/l | Qualifier | RDL mg/l | Dilution | Analysis date / time | Batch |
|---|---|---|---|---|---|---|
| Methane | 0.117 | | 0.0100 | 1 | 03/18/2024 13:24 | WG2247928 |
| Ethane | ND | | 0.0130 | 1 | 03/18/2024 13:24 | WG2247928 |
| Ethene | ND | | 0.0130 | 1 | 03/18/2024 13:24 | WG2247928 |

## Volatile Organic Compounds (GC/MS) by Method 8260B

| Analyte | Result mg/l | Qualifier | RDL mg/l | Dilution | Analysis date / time | Batch |
|---|---|---|---|---|---|---|
| Acetone | ND | | 0.0500 | 1 | 03/18/2024 22:01 | WG2248915 |
| Acrylonitrile | ND | | 0.0100 | 1 | 03/18/2024 22:01 | WG2248915 |
| Benzene | ND | | 0.00100 | 1 | 03/18/2024 22:01 | WG2248915 |
| Bromobenzene | ND | | 0.00100 | 1 | 03/18/2024 22:01 | WG2248915 |
| Bromochloromethane | ND | | 0.00100 | 1 | 03/18/2024 22:01 | WG2248915 |
| Bromodichloromethane | ND | | 0.00100 | 1 | 03/18/2024 22:01 | WG2248915 |
| Bromoform | ND | | 0.00100 | 1 | 03/18/2024 22:01 | WG2248915 |
| Bromomethane | ND | | 0.00500 | 1 | 03/18/2024 22:01 | WG2248915 |
| n-Butylbenzene | ND | | 0.00100 | 1 | 03/18/2024 22:01 | WG2248915 |
| sec-Butylbenzene | ND | | 0.00100 | 1 | 03/18/2024 22:01 | WG2248915 |
| tert-Butylbenzene | ND | | 0.00100 | 1 | 03/18/2024 22:01 | WG2248915 |
| Carbon tetrachloride | ND | | 0.00100 | 1 | 03/18/2024 22:01 | WG2248915 |
| Carbon disulfide | ND | R7 | 0.00100 | 1 | 03/18/2024 22:01 | WG2248915 |
| Chlorobenzene | ND | | 0.00100 | 1 | 03/18/2024 22:01 | WG2248915 |
| Chlorodibromomethane | ND | | 0.00100 | 1 | 03/18/2024 22:01 | WG2248915 |
| Chloroethane | ND | R7 | 0.00500 | 1 | 03/18/2024 22:01 | WG2248915 |
| Chloroform | ND | | 0.00500 | 1 | 03/18/2024 22:01 | WG2248915 |
| Chloromethane | ND | R7 | 0.00250 | 1 | 03/18/2024 22:01 | WG2248915 |
| 1,2-Dibromo-3-Chloropropane | ND | | 0.00500 | 1 | 03/18/2024 22:01 | WG2248915 |
| 1,2-Dibromoethane | ND | | 0.00100 | 1 | 03/18/2024 22:01 | WG2248915 |
| Dibromomethane | ND | | 0.00100 | 1 | 03/18/2024 22:01 | WG2248915 |
| 1,2-Dichlorobenzene | ND | | 0.00100 | 1 | 03/18/2024 22:01 | WG2248915 |
| 1,3-Dichlorobenzene | ND | | 0.00100 | 1 | 03/18/2024 22:01 | WG2248915 |
| 1,4-Dichlorobenzene | ND | | 0.00100 | 1 | 03/18/2024 22:01 | WG2248915 |
| trans-1,4-Dichloro-2-butene | ND | R7 | 0.00250 | 1 | 03/18/2024 22:01 | WG2248915 |
| Dichlorodifluoromethane | ND | R7 | 0.00500 | 1 | 03/18/2024 22:01 | WG2248915 |
| 1,1-Dichloroethane | ND | | 0.00100 | 1 | 03/18/2024 22:01 | WG2248915 |
| 1,2-Dichloroethane | ND | | 0.00100 | 1 | 03/18/2024 22:01 | WG2248915 |
| 1,1-Dichloroethene | ND | | 0.00100 | 1 | 03/18/2024 22:01 | WG2248915 |
| cis-1,2-Dichloroethene | ND | | 0.00100 | 1 | 03/18/2024 22:01 | WG2248915 |

## Volatile Organic Compounds (GC/MS) by Method 8260B

| Analyte | Result mg/l | Qualifier | RDL mg/l | Dilution | Analysis date / time | Batch |
|---|---|---|---|---|---|---|
| trans-1,2-Dichloroethene | ND | R7 | 0.00100 | 1 | 03/18/2024 22:01 | WG2248915 |
| 1,2-Dichloropropane | ND | | 0.00100 | 1 | 03/18/2024 22:01 | WG2248915 |
| cis-1,3-Dichloropropene | ND | | 0.00100 | 1 | 03/18/2024 22:01 | WG2248915 |
| trans-1,3-Dichloropropene | ND | | 0.00100 | 1 | 03/18/2024 22:01 | WG2248915 |
| Ethylbenzene | ND | | 0.00100 | 1 | 03/18/2024 22:01 | WG2248915 |
| Hexachloro-1,3-butadiene | ND | | 0.00100 | 1 | 03/18/2024 22:01 | WG2248915 |
| 2-Hexanone | ND | | 0.0100 | 1 | 03/18/2024 22:01 | WG2248915 |
| 2-Butanone (MEK) | ND | R7 | 0.0100 | 1 | 03/18/2024 22:01 | WG2248915 |
| Iodomethane | ND | L2 | 0.0100 | 1 | 03/18/2024 22:01 | WG2248915 |
| Methylene Chloride | ND | | 0.00500 | 1 | 03/18/2024 22:01 | WG2248915 |
| 4-Methyl-2-pentanone (MIBK) | ND | | 0.0100 | 1 | 03/18/2024 22:01 | WG2248915 |
| Naphthalene | ND | | 0.00500 | 1 | 03/18/2024 22:01 | WG2248915 |
| n-Propylbenzene | ND | | 0.00100 | 1 | 03/18/2024 22:01 | WG2248915 |
| Styrene | ND | | 0.00100 | 1 | 03/18/2024 22:01 | WG2248915 |
| 1,1,1,2-Tetrachloroethane | ND | | 0.00100 | 1 | 03/18/2024 22:01 | WG2248915 |
| 1,1,2,2-Tetrachloroethane | ND | | 0.00100 | 1 | 03/18/2024 22:01 | WG2248915 |
| 1,1,2-Trichlorotrifluoroethane | ND | | 0.00100 | 1 | 03/18/2024 22:01 | WG2248915 |
| Tetrachloroethene | ND | | 0.00100 | 1 | 03/18/2024 22:01 | WG2248915 |
| Toluene | ND | | 0.00100 | 1 | 03/18/2024 22:01 | WG2248915 |
| 1,2,4-Trichlorobenzene | ND | | 0.00100 | 1 | 03/18/2024 22:01 | WG2248915 |
| 1,1,1-Trichloroethane | ND | | 0.00100 | 1 | 03/18/2024 22:01 | WG2248915 |
| 1,1,2-Trichloroethane | ND | | 0.00100 | 1 | 03/18/2024 22:01 | WG2248915 |
| Trichloroethene | ND | R7 | 0.00100 | 1 | 03/18/2024 22:01 | WG2248915 |
| Trichlorofluoromethane | ND | R7 | 0.00500 | 1 | 03/18/2024 22:01 | WG2248915 |
| 1,2,3-Trichloropropane | ND | | 0.00250 | 1 | 03/18/2024 22:01 | WG2248915 |
| 1,2,4-Trimethylbenzene | ND | | 0.00100 | 1 | 03/18/2024 22:01 | WG2248915 |
| 1,3,5-Trimethylbenzene | ND | | 0.00100 | 1 | 03/18/2024 22:01 | WG2248915 |
| Vinyl acetate | ND | R7 | 0.0100 | 1 | 03/18/2024 22:01 | WG2248915 |
| Vinyl chloride | ND | R7 | 0.00100 | 1 | 03/18/2024 22:01 | WG2248915 |
| Xylenes, Total | ND | | 0.00300 | 1 | 03/18/2024 22:01 | WG2248915 |
| Di-isopropyl ether | ND | | 0.00100 | 1 | 03/18/2024 22:01 | WG2248915 |
| Ethanol | ND | L1 | 0.100 | 1 | 03/18/2024 22:01 | WG2248915 |
| Ethyl tert-butyl ether | ND | | 0.00100 | 1 | 03/18/2024 22:01 | WG2248915 |
| Methyl tert-butyl ether | 0.0829 | | 0.00100 | 1 | 03/18/2024 22:01 | WG2248915 |
| tert-Butyl alcohol | 13.7 | | 0.500 | 100 | 03/19/2024 20:55 | WG2249696 |
| tert-Amyl Methyl Ether | 0.00615 | | 0.00100 | 1 | 03/18/2024 22:01 | WG2248915 |
| *(S) Toluene-d8* | *109* | | *80.0-120* | | *03/18/2024 22:01* | WG2248915 |
| *(S) Toluene-d8* | *102* | | *80.0-120* | | *03/19/2024 20:55* | WG2249696 |
| *(S) 4-Bromofluorobenzene* | *101* | | *77.0-126* | | *03/18/2024 22:01* | WG2248915 |
| *(S) 4-Bromofluorobenzene* | *101* | | *77.0-126* | | *03/19/2024 20:55* | WG2249696 |
| *(S) 1,2-Dichloroethane-d4* | *102* | | *70.0-130* | | *03/18/2024 22:01* | WG2248915 |
| *(S) 1,2-Dichloroethane-d4* | *109* | | *70.0-130* | | *03/19/2024 20:55* | WG2249696 |

## Gravimetric Analysis by Method 2540 C-2011

| Analyte | Result | Qualifier | RDL | Dilution | Analysis | Batch |
|---|---|---|---|---|---|---|
| | mg/l | | mg/l | | date / time | |
| Dissolved Solids | 843 | | 13.3 | 1 | 03/20/2024 02:21 | WG2249253 |

## Wet Chemistry by Method 9056A

| Analyte | Result | Qualifier | RDL | Dilution | Analysis | Batch |
|---|---|---|---|---|---|---|
| | mg/l | | mg/l | | date / time | |
| Nitrate | ND | | 0.100 | 1 | 03/14/2024 20:40 | WG2246881 |
| Nitrite | ND | | 0.100 | 1 | 03/14/2024 20:40 | WG2246881 |
| Sulfate | 301 | | 25.0 | 5 | 03/14/2024 20:56 | WG2246881 |

## Metals (ICP) by Method 6010D

| Analyte | Result | Qualifier | RDL | Dilution | Analysis | Batch |
|---|---|---|---|---|---|---|
| | mg/l | | mg/l | | date / time | |
| Iron | 1.34 | | 0.100 | 1 | 03/20/2024 17:41 | WG2247544 |

## Volatile Organic Compounds (GC) by Method RSK175

| Analyte | Result | Qualifier | RDL | Dilution | Analysis | Batch |
|---|---|---|---|---|---|---|
| | mg/l | | mg/l | | date / time | |
| Methane | 0.109 | | 0.0100 | 1 | 03/18/2024 13:29 | WG2247928 |
| Ethane | ND | | 0.0130 | 1 | 03/18/2024 13:29 | WG2247928 |
| Ethene | ND | | 0.0130 | 1 | 03/18/2024 13:29 | WG2247928 |

## Volatile Organic Compounds (GC/MS) by Method 8260B

| Analyte | Result | Qualifier | RDL | Dilution | Analysis | Batch |
|---|---|---|---|---|---|---|
| | mg/l | | mg/l | | date / time | |
| Acetone | ND | | 0.0500 | 1 | 03/18/2024 22:22 | WG2248915 |
| Acrylonitrile | ND | | 0.0100 | 1 | 03/18/2024 22:22 | WG2248915 |
| Benzene | ND | | 0.00100 | 1 | 03/18/2024 22:22 | WG2248915 |
| Bromobenzene | ND | | 0.00100 | 1 | 03/18/2024 22:22 | WG2248915 |
| Bromochloromethane | ND | | 0.00100 | 1 | 03/18/2024 22:22 | WG2248915 |
| Bromodichloromethane | ND | | 0.00100 | 1 | 03/18/2024 22:22 | WG2248915 |
| Bromoform | ND | | 0.00100 | 1 | 03/18/2024 22:22 | WG2248915 |
| Bromomethane | ND | | 0.00500 | 1 | 03/18/2024 22:22 | WG2248915 |
| n-Butylbenzene | ND | | 0.00100 | 1 | 03/18/2024 22:22 | WG2248915 |
| sec-Butylbenzene | ND | | 0.00100 | 1 | 03/18/2024 22:22 | WG2248915 |
| tert-Butylbenzene | ND | | 0.00100 | 1 | 03/18/2024 22:22 | WG2248915 |
| Carbon tetrachloride | ND | | 0.00100 | 1 | 03/18/2024 22:22 | WG2248915 |
| Carbon disulfide | ND | R7 | 0.00100 | 1 | 03/18/2024 22:22 | WG2248915 |
| Chlorobenzene | ND | | 0.00100 | 1 | 03/18/2024 22:22 | WG2248915 |
| Chlorodibromomethane | ND | | 0.00100 | 1 | 03/18/2024 22:22 | WG2248915 |
| Chloroethane | ND | R7 | 0.00500 | 1 | 03/18/2024 22:22 | WG2248915 |
| Chloroform | ND | | 0.00500 | 1 | 03/18/2024 22:22 | WG2248915 |
| Chloromethane | ND | R7 | 0.00250 | 1 | 03/18/2024 22:22 | WG2248915 |
| 1,2-Dibromo-3-Chloropropane | ND | | 0.00500 | 1 | 03/18/2024 22:22 | WG2248915 |
| 1,2-Dibromoethane | ND | | 0.00100 | 1 | 03/18/2024 22:22 | WG2248915 |
| Dibromomethane | ND | | 0.00100 | 1 | 03/18/2024 22:22 | WG2248915 |
| 1,2-Dichlorobenzene | ND | | 0.00100 | 1 | 03/18/2024 22:22 | WG2248915 |
| 1,3-Dichlorobenzene | ND | | 0.00100 | 1 | 03/18/2024 22:22 | WG2248915 |
| 1,4-Dichlorobenzene | ND | | 0.00100 | 1 | 03/18/2024 22:22 | WG2248915 |
| trans-1,4-Dichloro-2-butene | ND | R7 | 0.00250 | 1 | 03/18/2024 22:22 | WG2248915 |
| Dichlorodifluoromethane | ND | R7 | 0.00500 | 1 | 03/18/2024 22:22 | WG2248915 |
| 1,1-Dichloroethane | ND | | 0.00100 | 1 | 03/18/2024 22:22 | WG2248915 |
| 1,2-Dichloroethane | ND | | 0.00100 | 1 | 03/18/2024 22:22 | WG2248915 |
| 1,1-Dichloroethene | ND | | 0.00100 | 1 | 03/18/2024 22:22 | WG2248915 |
| cis-1,2-Dichloroethene | ND | | 0.00100 | 1 | 03/18/2024 22:22 | WG2248915 |

## Volatile Organic Compounds (GC/MS) by Method 8260B

| Analyte | Result mg/l | Qualifier | RDL mg/l | Dilution | Analysis date / time | Batch |
|---|---|---|---|---|---|---|
| trans-1,2-Dichloroethene | ND | R7 | 0.00100 | 1 | 03/18/2024 22:22 | WG2248915 |
| 1,2-Dichloropropane | ND | | 0.00100 | 1 | 03/18/2024 22:22 | WG2248915 |
| cis-1,3-Dichloropropene | ND | | 0.00100 | 1 | 03/18/2024 22:22 | WG2248915 |
| trans-1,3-Dichloropropene | ND | | 0.00100 | 1 | 03/18/2024 22:22 | WG2248915 |
| Ethylbenzene | ND | | 0.00100 | 1 | 03/18/2024 22:22 | WG2248915 |
| Hexachloro-1,3-butadiene | ND | | 0.00100 | 1 | 03/18/2024 22:22 | WG2248915 |
| 2-Hexanone | ND | | 0.0100 | 1 | 03/18/2024 22:22 | WG2248915 |
| 2-Butanone (MEK) | ND | R7 | 0.0100 | 1 | 03/18/2024 22:22 | WG2248915 |
| Iodomethane | ND | L2 | 0.0100 | 1 | 03/18/2024 22:22 | WG2248915 |
| Methylene Chloride | ND | | 0.00500 | 1 | 03/18/2024 22:22 | WG2248915 |
| 4-Methyl-2-pentanone (MIBK) | ND | | 0.0100 | 1 | 03/18/2024 22:22 | WG2248915 |
| Naphthalene | ND | | 0.00500 | 1 | 03/18/2024 22:22 | WG2248915 |
| n-Propylbenzene | ND | | 0.00100 | 1 | 03/18/2024 22:22 | WG2248915 |
| Styrene | ND | | 0.00100 | 1 | 03/18/2024 22:22 | WG2248915 |
| 1,1,1,2-Tetrachloroethane | ND | | 0.00100 | 1 | 03/18/2024 22:22 | WG2248915 |
| 1,1,2,2-Tetrachloroethane | ND | | 0.00100 | 1 | 03/18/2024 22:22 | WG2248915 |
| 1,1,2-Trichlorotrifluoroethane | ND | | 0.00100 | 1 | 03/18/2024 22:22 | WG2248915 |
| Tetrachloroethene | ND | | 0.00100 | 1 | 03/18/2024 22:22 | WG2248915 |
| Toluene | ND | | 0.00100 | 1 | 03/18/2024 22:22 | WG2248915 |
| 1,2,4-Trichlorobenzene | ND | | 0.00100 | 1 | 03/18/2024 22:22 | WG2248915 |
| 1,1,1-Trichloroethane | ND | | 0.00100 | 1 | 03/18/2024 22:22 | WG2248915 |
| 1,1,2-Trichloroethane | ND | | 0.00100 | 1 | 03/18/2024 22:22 | WG2248915 |
| Trichloroethene | ND | R7 | 0.00100 | 1 | 03/18/2024 22:22 | WG2248915 |
| Trichlorofluoromethane | ND | R7 | 0.00500 | 1 | 03/18/2024 22:22 | WG2248915 |
| 1,2,3-Trichloropropane | ND | | 0.00250 | 1 | 03/18/2024 22:22 | WG2248915 |
| 1,2,4-Trimethylbenzene | ND | | 0.00100 | 1 | 03/18/2024 22:22 | WG2248915 |
| 1,3,5-Trimethylbenzene | ND | | 0.00100 | 1 | 03/18/2024 22:22 | WG2248915 |
| Vinyl acetate | ND | R7 | 0.0100 | 1 | 03/18/2024 22:22 | WG2248915 |
| Vinyl chloride | ND | R7 | 0.00100 | 1 | 03/18/2024 22:22 | WG2248915 |
| Xylenes, Total | ND | | 0.00300 | 1 | 03/18/2024 22:22 | WG2248915 |
| Di-isopropyl ether | ND | | 0.00100 | 1 | 03/18/2024 22:22 | WG2248915 |
| Ethanol | ND | L1 | 0.100 | 1 | 03/18/2024 22:22 | WG2248915 |
| Ethyl tert-butyl ether | ND | | 0.00100 | 1 | 03/18/2024 22:22 | WG2248915 |
| Methyl tert-butyl ether | 0.0855 | | 0.00100 | 1 | 03/18/2024 22:22 | WG2248915 |
| tert-Butyl alcohol | 14.6 | | 0.500 | 100 | 03/19/2024 21:17 | WG2249696 |
| tert-Amyl Methyl Ether | 0.00634 | | 0.00100 | 1 | 03/18/2024 22:22 | WG2248915 |
| *(S) Toluene-d8* | *109* | | *80.0-120* | | *03/18/2024 22:22* | WG2248915 |
| *(S) Toluene-d8* | *105* | | *80.0-120* | | *03/19/2024 21:17* | WG2249696 |
| *(S) 4-Bromofluorobenzene* | *100* | | *77.0-126* | | *03/18/2024 22:22* | WG2248915 |
| *(S) 4-Bromofluorobenzene* | *101* | | *77.0-126* | | *03/19/2024 21:17* | WG2249696 |
| *(S) 1,2-Dichloroethane-d4* | *106* | | *70.0-130* | | *03/18/2024 22:22* | WG2248915 |
| *(S) 1,2-Dichloroethane-d4* | *108* | | *70.0-130* | | *03/19/2024 21:17* | WG2249696 |

## Gravimetric Analysis by Method 2540 C-2011

| Analyte | Result mg/l | Qualifier | RDL mg/l | Dilution | Analysis date / time | Batch |
|---|---|---|---|---|---|---|
| Dissolved Solids | 612 | | 13.3 | 1 | 03/20/2024 02:21 | WG2249253 |

## Wet Chemistry by Method 9056A

| Analyte | Result mg/l | Qualifier | RDL mg/l | Dilution | Analysis date / time | Batch |
|---|---|---|---|---|---|---|
| Nitrate | 1.08 | | 0.100 | 1 | 03/14/2024 21:12 | WG2246881 |
| Nitrite | 0.316 | | 0.100 | 1 | 03/14/2024 21:12 | WG2246881 |
| Sulfate | 91.4 | | 5.00 | 1 | 03/14/2024 21:12 | WG2246881 |

## Metals (ICP) by Method 6010D

| Analyte | Result mg/l | Qualifier | RDL mg/l | Dilution | Analysis date / time | Batch |
|---|---|---|---|---|---|---|
| Iron | 0.164 | | 0.100 | 1 | 03/20/2024 17:43 | WG2247544 |

## Volatile Organic Compounds (GC) by Method RSK175

| Analyte | Result mg/l | Qualifier | RDL mg/l | Dilution | Analysis date / time | Batch |
|---|---|---|---|---|---|---|
| Methane | 0.799 | | 0.0100 | 1 | 03/18/2024 13:37 | WG2247928 |
| Ethane | ND | | 0.0130 | 1 | 03/18/2024 13:37 | WG2247928 |
| Ethene | ND | | 0.0130 | 1 | 03/18/2024 13:37 | WG2247928 |

## Volatile Organic Compounds (GC/MS) by Method 8260B

| Analyte | Result mg/l | Qualifier | RDL mg/l | Dilution | Analysis date / time | Batch |
|---|---|---|---|---|---|---|
| Acetone | ND | | 0.0500 | 1 | 03/18/2024 22:44 | WG2248915 |
| Acrylonitrile | ND | | 0.0100 | 1 | 03/18/2024 22:44 | WG2248915 |
| Benzene | ND | | 0.00100 | 1 | 03/18/2024 22:44 | WG2248915 |
| Bromobenzene | ND | | 0.00100 | 1 | 03/18/2024 22:44 | WG2248915 |
| Bromochloromethane | ND | | 0.00100 | 1 | 03/18/2024 22:44 | WG2248915 |
| Bromodichloromethane | ND | | 0.00100 | 1 | 03/18/2024 22:44 | WG2248915 |
| Bromoform | ND | | 0.00100 | 1 | 03/18/2024 22:44 | WG2248915 |
| Bromomethane | ND | | 0.00500 | 1 | 03/18/2024 22:44 | WG2248915 |
| n-Butylbenzene | ND | | 0.00100 | 1 | 03/18/2024 22:44 | WG2248915 |
| sec-Butylbenzene | ND | | 0.00100 | 1 | 03/18/2024 22:44 | WG2248915 |
| tert-Butylbenzene | ND | | 0.00100 | 1 | 03/18/2024 22:44 | WG2248915 |
| Carbon tetrachloride | ND | | 0.00100 | 1 | 03/18/2024 22:44 | WG2248915 |
| Carbon disulfide | ND | R7 | 0.00100 | 1 | 03/18/2024 22:44 | WG2248915 |
| Chlorobenzene | ND | | 0.00100 | 1 | 03/18/2024 22:44 | WG2248915 |
| Chlorodibromomethane | ND | | 0.00100 | 1 | 03/18/2024 22:44 | WG2248915 |
| Chloroethane | ND | R7 | 0.00500 | 1 | 03/18/2024 22:44 | WG2248915 |
| Chloroform | ND | | 0.00500 | 1 | 03/18/2024 22:44 | WG2248915 |
| Chloromethane | ND | R7 | 0.00250 | 1 | 03/18/2024 22:44 | WG2248915 |
| 1,2-Dibromo-3-Chloropropane | ND | | 0.00500 | 1 | 03/18/2024 22:44 | WG2248915 |
| 1,2-Dibromoethane | ND | | 0.00100 | 1 | 03/18/2024 22:44 | WG2248915 |
| Dibromomethane | ND | | 0.00100 | 1 | 03/18/2024 22:44 | WG2248915 |
| 1,2-Dichlorobenzene | ND | | 0.00100 | 1 | 03/18/2024 22:44 | WG2248915 |
| 1,3-Dichlorobenzene | ND | | 0.00100 | 1 | 03/18/2024 22:44 | WG2248915 |
| 1,4-Dichlorobenzene | ND | | 0.00100 | 1 | 03/18/2024 22:44 | WG2248915 |
| trans-1,4-Dichloro-2-butene | ND | R7 | 0.00250 | 1 | 03/18/2024 22:44 | WG2248915 |
| Dichlorodifluoromethane | ND | R7 | 0.00500 | 1 | 03/18/2024 22:44 | WG2248915 |
| 1,1-Dichloroethane | ND | | 0.00100 | 1 | 03/18/2024 22:44 | WG2248915 |
| 1,2-Dichloroethane | ND | | 0.00100 | 1 | 03/18/2024 22:44 | WG2248915 |
| 1,1-Dichloroethene | ND | | 0.00100 | 1 | 03/18/2024 22:44 | WG2248915 |
| cis-1,2-Dichloroethene | ND | | 0.00100 | 1 | 03/18/2024 22:44 | WG2248915 |

## Volatile Organic Compounds (GC/MS) by Method 8260B

| Analyte | Result mg/l | Qualifier | RDL mg/l | Dilution | Analysis date / time | Batch |
|---|---|---|---|---|---|---|
| trans-1,2-Dichloroethene | ND | R7 | 0.00100 | 1 | 03/18/2024 22:44 | WG2248915 |
| 1,2-Dichloropropane | ND | | 0.00100 | 1 | 03/18/2024 22:44 | WG2248915 |
| cis-1,3-Dichloropropene | ND | | 0.00100 | 1 | 03/18/2024 22:44 | WG2248915 |
| trans-1,3-Dichloropropene | ND | | 0.00100 | 1 | 03/18/2024 22:44 | WG2248915 |
| Ethylbenzene | ND | | 0.00100 | 1 | 03/18/2024 22:44 | WG2248915 |
| Hexachloro-1,3-butadiene | ND | | 0.00100 | 1 | 03/18/2024 22:44 | WG2248915 |
| 2-Hexanone | ND | | 0.0100 | 1 | 03/18/2024 22:44 | WG2248915 |
| 2-Butanone (MEK) | ND | R7 | 0.0100 | 1 | 03/18/2024 22:44 | WG2248915 |
| Iodomethane | ND | L2 | 0.0100 | 1 | 03/18/2024 22:44 | WG2248915 |
| Methylene Chloride | ND | | 0.00500 | 1 | 03/18/2024 22:44 | WG2248915 |
| 4-Methyl-2-pentanone (MIBK) | ND | | 0.0100 | 1 | 03/18/2024 22:44 | WG2248915 |
| Naphthalene | ND | | 0.00500 | 1 | 03/18/2024 22:44 | WG2248915 |
| n-Propylbenzene | ND | | 0.00100 | 1 | 03/18/2024 22:44 | WG2248915 |
| Styrene | ND | | 0.00100 | 1 | 03/18/2024 22:44 | WG2248915 |
| 1,1,1,2-Tetrachloroethane | ND | | 0.00100 | 1 | 03/18/2024 22:44 | WG2248915 |
| 1,1,2,2-Tetrachloroethane | ND | | 0.00100 | 1 | 03/18/2024 22:44 | WG2248915 |
| 1,1,2-Trichlorotrifluoroethane | ND | | 0.00100 | 1 | 03/18/2024 22:44 | WG2248915 |
| Tetrachloroethene | ND | | 0.00100 | 1 | 03/18/2024 22:44 | WG2248915 |
| Toluene | ND | | 0.00100 | 1 | 03/18/2024 22:44 | WG2248915 |
| 1,2,4-Trichlorobenzene | ND | | 0.00100 | 1 | 03/18/2024 22:44 | WG2248915 |
| 1,1,1-Trichloroethane | ND | | 0.00100 | 1 | 03/18/2024 22:44 | WG2248915 |
| 1,1,2-Trichloroethane | ND | | 0.00100 | 1 | 03/18/2024 22:44 | WG2248915 |
| Trichloroethene | ND | R7 | 0.00100 | 1 | 03/18/2024 22:44 | WG2248915 |
| Trichlorofluoromethane | ND | R7 | 0.00500 | 1 | 03/18/2024 22:44 | WG2248915 |
| 1,2,3-Trichloropropane | ND | | 0.00250 | 1 | 03/18/2024 22:44 | WG2248915 |
| 1,2,4-Trimethylbenzene | ND | | 0.00100 | 1 | 03/18/2024 22:44 | WG2248915 |
| 1,3,5-Trimethylbenzene | ND | | 0.00100 | 1 | 03/18/2024 22:44 | WG2248915 |
| Vinyl acetate | ND | R7 | 0.0100 | 1 | 03/18/2024 22:44 | WG2248915 |
| Vinyl chloride | ND | R7 | 0.00100 | 1 | 03/18/2024 22:44 | WG2248915 |
| Xylenes, Total | ND | | 0.00300 | 1 | 03/18/2024 22:44 | WG2248915 |
| Di-isopropyl ether | ND | | 0.00100 | 1 | 03/18/2024 22:44 | WG2248915 |
| Ethanol | ND | L1 | 0.100 | 1 | 03/18/2024 22:44 | WG2248915 |
| Ethyl tert-butyl ether | ND | | 0.00100 | 1 | 03/18/2024 22:44 | WG2248915 |
| Methyl tert-butyl ether | 0.313 | | 0.100 | 100 | 03/19/2024 21:38 | WG2249696 |
| tert-Butyl alcohol | 26.8 | | 0.500 | 100 | 03/19/2024 21:38 | WG2249696 |
| tert-Amyl Methyl Ether | 0.0574 | | 0.00100 | 1 | 03/18/2024 22:44 | WG2248915 |
| *(S) Toluene-d8* | *109* | | *80.0-120* | | *03/18/2024 22:44* | WG2248915 |
| *(S) Toluene-d8* | *104* | | *80.0-120* | | *03/19/2024 21:38* | WG2249696 |
| *(S) 4-Bromofluorobenzene* | *102* | | *77.0-126* | | *03/18/2024 22:44* | WG2248915 |
| *(S) 4-Bromofluorobenzene* | *100* | | *77.0-126* | | *03/19/2024 21:38* | WG2249696 |
| *(S) 1,2-Dichloroethane-d4* | *91.5* | | *70.0-130* | | *03/18/2024 22:44* | WG2248915 |
| *(S) 1,2-Dichloroethane-d4* | *112* | | *70.0-130* | | *03/19/2024 21:38* | WG2249696 |

## Volatile Organic Compounds (GC/MS) by Method 8260B

| Analyte | Result mg/l | Qualifier | RDL mg/l | Dilution | Analysis date / time | Batch |
|---|---|---|---|---|---|---|
| Acetone | ND | | 0.0500 | 1 | 03/18/2024 18:26 | WG2248915 |
| Acrylonitrile | ND | | 0.0100 | 1 | 03/18/2024 18:26 | WG2248915 |
| Benzene | ND | | 0.00100 | 1 | 03/18/2024 18:26 | WG2248915 |
| Bromobenzene | ND | | 0.00100 | 1 | 03/18/2024 18:26 | WG2248915 |
| Bromochloromethane | ND | | 0.00100 | 1 | 03/18/2024 18:26 | WG2248915 |
| Bromodichloromethane | ND | | 0.00100 | 1 | 03/18/2024 18:26 | WG2248915 |
| Bromoform | ND | | 0.00100 | 1 | 03/18/2024 18:26 | WG2248915 |
| Bromomethane | ND | | 0.00500 | 1 | 03/18/2024 18:26 | WG2248915 |
| n-Butylbenzene | ND | | 0.00100 | 1 | 03/18/2024 18:26 | WG2248915 |
| sec-Butylbenzene | ND | | 0.00100 | 1 | 03/18/2024 18:26 | WG2248915 |
| tert-Butylbenzene | ND | | 0.00100 | 1 | 03/18/2024 18:26 | WG2248915 |
| Carbon tetrachloride | ND | | 0.00100 | 1 | 03/18/2024 18:26 | WG2248915 |
| Carbon disulfide | ND | R7 | 0.00100 | 1 | 03/18/2024 18:26 | WG2248915 |
| Chlorobenzene | ND | | 0.00100 | 1 | 03/18/2024 18:26 | WG2248915 |
| Chlorodibromomethane | ND | | 0.00100 | 1 | 03/18/2024 18:26 | WG2248915 |
| Chloroethane | ND | R7 | 0.00500 | 1 | 03/18/2024 18:26 | WG2248915 |
| Chloroform | ND | | 0.00500 | 1 | 03/18/2024 18:26 | WG2248915 |
| Chloromethane | ND | R7 | 0.00250 | 1 | 03/18/2024 18:26 | WG2248915 |
| 1,2-Dibromo-3-Chloropropane | ND | | 0.00500 | 1 | 03/18/2024 18:26 | WG2248915 |
| 1,2-Dibromoethane | ND | | 0.00100 | 1 | 03/18/2024 18:26 | WG2248915 |
| Dibromomethane | ND | | 0.00100 | 1 | 03/18/2024 18:26 | WG2248915 |
| 1,2-Dichlorobenzene | ND | | 0.00100 | 1 | 03/18/2024 18:26 | WG2248915 |
| 1,3-Dichlorobenzene | ND | | 0.00100 | 1 | 03/18/2024 18:26 | WG2248915 |
| 1,4-Dichlorobenzene | ND | | 0.00100 | 1 | 03/18/2024 18:26 | WG2248915 |
| trans-1,4-Dichloro-2-butene | ND | R7 | 0.00250 | 1 | 03/18/2024 18:26 | WG2248915 |
| Dichlorodifluoromethane | ND | R7 | 0.00500 | 1 | 03/18/2024 18:26 | WG2248915 |
| 1,1-Dichloroethane | ND | | 0.00100 | 1 | 03/18/2024 18:26 | WG2248915 |
| 1,2-Dichloroethane | ND | | 0.00100 | 1 | 03/18/2024 18:26 | WG2248915 |
| 1,1-Dichloroethene | ND | | 0.00100 | 1 | 03/18/2024 18:26 | WG2248915 |
| cis-1,2-Dichloroethene | ND | | 0.00100 | 1 | 03/18/2024 18:26 | WG2248915 |
| trans-1,2-Dichloroethene | ND | R7 | 0.00100 | 1 | 03/18/2024 18:26 | WG2248915 |
| 1,2-Dichloropropane | ND | | 0.00100 | 1 | 03/18/2024 18:26 | WG2248915 |
| cis-1,3-Dichloropropene | ND | | 0.00100 | 1 | 03/18/2024 18:26 | WG2248915 |
| trans-1,3-Dichloropropene | ND | | 0.00100 | 1 | 03/18/2024 18:26 | WG2248915 |
| Ethylbenzene | ND | | 0.00100 | 1 | 03/18/2024 18:26 | WG2248915 |
| Hexachloro-1,3-butadiene | ND | | 0.00100 | 1 | 03/18/2024 18:26 | WG2248915 |
| 2-Hexanone | ND | | 0.0100 | 1 | 03/18/2024 18:26 | WG2248915 |
| 2-Butanone (MEK) | ND | R7 | 0.0100 | 1 | 03/18/2024 18:26 | WG2248915 |
| Iodomethane | ND | L2 | 0.0100 | 1 | 03/18/2024 18:26 | WG2248915 |
| Methylene Chloride | ND | | 0.00500 | 1 | 03/18/2024 18:26 | WG2248915 |
| 4-Methyl-2-pentanone (MIBK) | ND | | 0.0100 | 1 | 03/18/2024 18:26 | WG2248915 |
| Naphthalene | ND | | 0.00500 | 1 | 03/18/2024 18:26 | WG2248915 |
| n-Propylbenzene | ND | | 0.00100 | 1 | 03/18/2024 18:26 | WG2248915 |
| Styrene | ND | | 0.00100 | 1 | 03/18/2024 18:26 | WG2248915 |
| 1,1,1,2-Tetrachloroethane | ND | | 0.00100 | 1 | 03/18/2024 18:26 | WG2248915 |
| 1,1,2,2-Tetrachloroethane | ND | | 0.00100 | 1 | 03/18/2024 18:26 | WG2248915 |
| 1,1,2-Trichlorotrifluoroethane | ND | | 0.00100 | 1 | 03/18/2024 18:26 | WG2248915 |
| Tetrachloroethene | ND | | 0.00100 | 1 | 03/18/2024 18:26 | WG2248915 |
| Toluene | ND | | 0.00100 | 1 | 03/18/2024 18:26 | WG2248915 |
| 1,2,4-Trichlorobenzene | ND | | 0.00100 | 1 | 03/18/2024 18:26 | WG2248915 |
| 1,1,1-Trichloroethane | ND | | 0.00100 | 1 | 03/18/2024 18:26 | WG2248915 |
| 1,1,2-Trichloroethane | ND | | 0.00100 | 1 | 03/18/2024 18:26 | WG2248915 |
| Trichloroethene | ND | R7 | 0.00100 | 1 | 03/18/2024 18:26 | WG2248915 |
| Trichlorofluoromethane | ND | R7 | 0.00500 | 1 | 03/18/2024 18:26 | WG2248915 |
| 1,2,3-Trichloropropane | ND | | 0.00250 | 1 | 03/18/2024 18:26 | WG2248915 |
| 1,2,4-Trimethylbenzene | ND | | 0.00100 | 1 | 03/18/2024 18:26 | WG2248915 |

## Volatile Organic Compounds (GC/MS) by Method 8260B

| Analyte | Result mg/l | Qualifier | RDL mg/l | Dilution | Analysis date / time | Batch |
|---|---|---|---|---|---|---|
| 1,3,5-Trimethylbenzene | ND | | 0.00100 | 1 | 03/18/2024 18:26 | WG2248915 |
| Vinyl acetate | ND | R7 | 0.0100 | 1 | 03/18/2024 18:26 | WG2248915 |
| Vinyl chloride | ND | R7 | 0.00100 | 1 | 03/18/2024 18:26 | WG2248915 |
| Xylenes, Total | ND | | 0.00300 | 1 | 03/18/2024 18:26 | WG2248915 |
| Di-isopropyl ether | ND | | 0.00100 | 1 | 03/18/2024 18:26 | WG2248915 |
| Ethanol | ND | L1 | 0.100 | 1 | 03/18/2024 18:26 | WG2248915 |
| Ethyl tert-butyl ether | ND | | 0.00100 | 1 | 03/18/2024 18:26 | WG2248915 |
| Methyl tert-butyl ether | ND | | 0.00100 | 1 | 03/18/2024 18:26 | WG2248915 |
| tert-Butyl alcohol | ND | | 0.00500 | 1 | 03/18/2024 18:26 | WG2248915 |
| tert-Amyl Methyl Ether | ND | | 0.00100 | 1 | 03/18/2024 18:26 | WG2248915 |
| *(S) Toluene-d8* | *108* | | *80.0-120* | | *03/18/2024 18:26* | WG2248915 |
| *(S) 4-Bromofluorobenzene* | *98.7* | | *77.0-126* | | *03/18/2024 18:26* | WG2248915 |
| *(S) 1,2-Dichloroethane-d4* | *99.2* | | *70.0-130* | | *03/18/2024 18:26* | WG2248915 |

## Method Blank (MB)

(MB) R4048726-1 03/20/24 02:21

| Analyte | MB Result mg/l | MB Qualifier | MB MDL mg/l | MB RDL mg/l |
|---|---|---|---|---|
| Dissolved Solids | U | | 10.0 | 10.0 |

## L1714851-01 Original Sample (OS) • Duplicate (DUP)

(OS) L1714851-01 03/20/24 02:21 • (DUP) R4048726-3 03/20/24 02:21

| Analyte | Original Result mg/l | DUP Result mg/l | Dilution | DUP RPD % | DUP Qualifier | DUP RPD Limits % |
|---|---|---|---|---|---|---|
| Dissolved Solids | 303 | 312 | 1 | 2.93 | | 10 |

## L1715202-01 Original Sample (OS) • Duplicate (DUP)

(OS) L1715202-01 03/20/24 02:21 • (DUP) R4048726-4 03/20/24 02:21

| Analyte | Original Result mg/l | DUP Result mg/l | Dilution | DUP RPD % | DUP Qualifier | DUP RPD Limits % |
|---|---|---|---|---|---|---|
| Dissolved Solids | 952 | 914 | 1 | 4.07 | | 10 |

## Laboratory Control Sample (LCS)

(LCS) R4048726-2 03/20/24 02:21

| Analyte | Spike Amount mg/l | LCS Result mg/l | LCS Rec. % | Rec. Limits % | LCS Qualifier |
|---|---|---|---|---|---|
| Dissolved Solids | 8800 | 8620 | 98.0 | 85.0-115 | |

## Method Blank (MB)

(MB) R4048339-1 03/14/24 17:30

| Analyte | MB Result mg/l | MB Qualifier | MB MDL mg/l | MB RDL mg/l |
|---|---|---|---|---|
| Nitrate | U | | 0.0480 | 0.100 |
| Nitrite | U | | 0.0420 | 0.100 |
| Sulfate | U | | 0.594 | 5.00 |

## L1715202-01 Original Sample (OS) • Duplicate (DUP)

(OS) L1715202-01 03/14/24 18:01 • (DUP) R4048339-3 03/14/24 18:17

| Analyte | Original Result mg/l | DUP Result mg/l | Dilution | DUP RPD % | DUP Qualifier | DUP RPD Limits % |
|---|---|---|---|---|---|---|
| Nitrate | ND | ND | 1 | 0.000 | | 15 |
| Nitrite | ND | ND | 1 | 0.000 | | 15 |
| Sulfate | 320 | 320 | 1 | 0.121 | E1 | 15 |

## L1715202-01 Original Sample (OS) • Duplicate (DUP)

(OS) L1715202-01 03/14/24 18:33 • (DUP) R4048339-4 03/14/24 18:49

| Analyte | Original Result mg/l | DUP Result mg/l | Dilution | DUP RPD % | DUP Qualifier | DUP RPD Limits % |
|---|---|---|---|---|---|---|
| Sulfate | 317 | 318 | 5 | 0.497 | | 15 |

## Laboratory Control Sample (LCS)

(LCS) R4048339-2 03/14/24 17:45

| Analyte | Spike Amount mg/l | LCS Result mg/l | LCS Rec. % | Rec. Limits % | LCS Qualifier |
|---|---|---|---|---|---|
| Nitrate | 8.00 | 7.72 | 96.5 | 80.0-120 | |
| Nitrite | 8.00 | 7.42 | 92.7 | 80.0-120 | |
| Sulfate | 40.0 | 40.0 | 100 | 80.0-120 | |

## L1715202-01 Original Sample (OS) • Matrix Spike (MS) • Matrix Spike Duplicate (MSD)

(OS) L1715202-01 03/14/24 18:01 • (MS) R4048339-5 03/14/24 19:05 • (MSD) R4048339-6 03/14/24 19:21

| Analyte | Spike Amount mg/l | Original Result mg/l | MS Result mg/l | MSD Result mg/l | MS Rec. % | MSD Rec. % | Dilution | Rec. Limits % | MS Qualifier | MSD Qualifier | RPD % | RPD Limits % |
|---|---|---|---|---|---|---|---|---|---|---|---|---|
| Nitrate | 8.00 | ND | 11.1 | 10.8 | 139 | 135 | 1 | 80.0-120 | M1 | M1 | 2.81 | 15 |
| Nitrite | 8.00 | ND | 7.74 | 7.57 | 96.7 | 94.6 | 1 | 80.0-120 | | | 2.22 | 15 |
| Sulfate | 40.0 | 320 | 289 | 290 | 0.000 | 0.000 | 1 | 80.0-120 | E1 M3 | E1 M3 | 0.287 | 15 |

## L1715202-01 Original Sample (OS) • Matrix Spike (MS) • Matrix Spike Duplicate (MSD)

(OS) L1715202-01 03/14/24 18:01 • (MS) R4048339-5 03/14/24 19:05 • (MSD) R4048339-6 03/14/24 19:21

| Analyte | Spike Amount mg/l | Original Result mg/l | MS Result mg/l | MSD Result mg/l | MS Rec. % | MSD Rec. % | Dilution | Rec. Limits % | MS Qualifier | MSD Qualifier | RPD % | RPD Limits % |
|---|---|---|---|---|---|---|---|---|---|---|---|---|

Sample Narrative:

MS: Spike failure due to matrix interference

MSD: Spike failure due to matrix interference

## Method Blank (MB)

(MB) R4048071-1 03/20/24 17:30

| Analyte | MB Result mg/l | MB Qualifier | MB MDL mg/l | MB RDL mg/l |
|---|---|---|---|---|
| Iron | U | | 0.0180 | 0.100 |

## Laboratory Control Sample (LCS)

(LCS) R4048071-2 03/20/24 17:32

| Analyte | Spike Amount mg/l | LCS Result mg/l | LCS Rec. % | Rec. Limits % | LCS Qualifier |
|---|---|---|---|---|---|
| Iron | 10.0 | 10.1 | 101 | 80.0-120 | |

## L1715202-01 Original Sample (OS) • Matrix Spike (MS) • Matrix Spike Duplicate (MSD)

(OS) L1715202-01 03/20/24 17:33 • (MS) R4048071-4 03/20/24 17:37 • (MSD) R4048071-5 03/20/24 17:38

| Analyte | Spike Amount mg/l | Original Result mg/l | MS Result mg/l | MSD Result mg/l | MS Rec. % | MSD Rec. % | Dilution | Rec. Limits % | MS Qualifier | MSD Qualifier | RPD % | RPD Limits % |
|---|---|---|---|---|---|---|---|---|---|---|---|---|
| Iron | 10.0 | 0.373 | 10.2 | 10.2 | 98.5 | 97.9 | 1 | 75.0-125 | | | 0.530 | 20 |

## Method Blank (MB)

(MB) R4046868-2 03/18/24 10:19

| Analyte | MB Result mg/l | MB Qualifier | MB MDL mg/l | MB RDL mg/l |
|---|---|---|---|---|
| Methane | U | | 0.00291 | 0.0100 |
| Ethane | U | | 0.00407 | 0.0130 |
| Ethene | U | | 0.00426 | 0.0130 |

## L1714882-10 Original Sample (OS) • Duplicate (DUP)

(OS) L1714882-10 03/18/24 11:06 • (DUP) R4046868-3 03/18/24 12:42

| Analyte | Original Result mg/l | DUP Result mg/l | Dilution | DUP RPD % | DUP Qualifier | DUP RPD Limits % |
|---|---|---|---|---|---|---|
| Methane | 4.50 | 4.37 | 1 | 2.93 | | 20 |
| Ethane | ND | ND | 1 | 0.000 | | 20 |
| Ethene | ND | ND | 1 | 0.000 | | 20 |

## Laboratory Control Sample (LCS) • Laboratory Control Sample Duplicate (LCSD)

(LCS) R4046868-1 03/18/24 10:16 • (LCSD) R4046868-6 03/18/24 14:32

| Analyte | Spike Amount mg/l | LCS Result mg/l | LCSD Result mg/l | LCS Rec. % | LCSD Rec. % | Rec. Limits % | LCS Qualifier | LCSD Qualifier | RPD % | RPD Limits % |
|---|---|---|---|---|---|---|---|---|---|---|
| Methane | 0.0678 | 0.0715 | 0.0674 | 105 | 99.4 | 85.0-115 | | | 5.90 | 20 |
| Ethane | 0.129 | 0.125 | 0.129 | 96.9 | 100 | 85.0-115 | | | 3.15 | 20 |
| Ethene | 0.127 | 0.124 | 0.129 | 97.6 | 102 | 85.0-115 | | | 3.95 | 20 |

## L1715202-01 Original Sample (OS) • Matrix Spike (MS) • Matrix Spike Duplicate (MSD)

(OS) L1715202-01 03/18/24 13:20 • (MS) R4046868-4 03/18/24 14:25 • (MSD) R4046868-5 03/18/24 14:29

| Analyte | Spike Amount mg/l | Original Result mg/l | MS Result mg/l | MSD Result mg/l | MS Rec. % | MSD Rec. % | Dilution | Rec. Limits % | MS Qualifier | MSD Qualifier | RPD % | RPD Limits % |
|---|---|---|---|---|---|---|---|---|---|---|---|---|
| Methane | 0.0678 | 0.0563 | 0.127 | 0.122 | 104 | 96.9 | 1 | 50.0-150 | | | 4.02 | 20 |
| Ethane | 0.129 | ND | 0.141 | 0.136 | 109 | 105 | 1 | 50.0-150 | | | 3.61 | 20 |
| Ethene | 0.127 | ND | 0.140 | 0.134 | 110 | 106 | 1 | 50.0-150 | | | 4.38 | 20 |

## Method Blank (MB)

(MB) R4047391-3 03/18/24 14:16

| Analyte | MB Result mg/l | MB Qualifier | MB MDL mg/l | MB RDL mg/l |
|---|---|---|---|---|
| Acetone | U | | 0.0113 | 0.0500 |
| Acrylonitrile | U | | 0.000671 | 0.0100 |
| Benzene | U | | 0.0000941 | 0.00100 |
| Bromobenzene | U | | 0.000118 | 0.00100 |
| Bromochloromethane | U | | 0.000128 | 0.00100 |
| Bromodichloromethane | U | | 0.000136 | 0.00100 |
| Bromoform | U | | 0.000129 | 0.00100 |
| Bromomethane | U | | 0.000605 | 0.00500 |
| n-Butylbenzene | U | | 0.000157 | 0.00100 |
| sec-Butylbenzene | U | | 0.000125 | 0.00100 |
| tert-Butylbenzene | U | | 0.000127 | 0.00100 |
| Carbon tetrachloride | U | | 0.000128 | 0.00100 |
| Carbon disulfide | 0.000212 | E4 | 0.0000962 | 0.00100 |
| Chlorobenzene | U | | 0.000116 | 0.00100 |
| Chlorodibromomethane | U | | 0.000140 | 0.00100 |
| Chloroethane | U | | 0.000192 | 0.00500 |
| Chloroform | U | | 0.000111 | 0.00500 |
| Chloromethane | U | | 0.000960 | 0.00250 |
| 1,2-Dibromo-3-Chloropropane | U | | 0.000276 | 0.00500 |
| 1,2-Dibromoethane | U | | 0.000126 | 0.00100 |
| Dibromomethane | U | | 0.000122 | 0.00100 |
| 1,2-Dichlorobenzene | U | | 0.000107 | 0.00100 |
| 1,3-Dichlorobenzene | U | | 0.000110 | 0.00100 |
| 1,4-Dichlorobenzene | U | | 0.000120 | 0.00100 |
| trans-1,4-Dichloro-2-butene | U | | 0.000467 | 0.00250 |
| Dichlorodifluoromethane | U | | 0.000374 | 0.00500 |
| 1,1-Dichloroethane | U | | 0.000100 | 0.00100 |
| 1,2-Dichloroethane | U | | 0.0000819 | 0.00100 |
| 1,1-Dichloroethene | U | | 0.000188 | 0.00100 |
| cis-1,2-Dichloroethene | U | | 0.000126 | 0.00100 |
| trans-1,2-Dichloroethene | U | | 0.000149 | 0.00100 |
| 1,2-Dichloropropane | U | | 0.000149 | 0.00100 |
| cis-1,3-Dichloropropene | U | | 0.000111 | 0.00100 |
| trans-1,3-Dichloropropene | U | | 0.000118 | 0.00100 |
| Ethylbenzene | U | | 0.000137 | 0.00100 |
| Hexachloro-1,3-butadiene | U | | 0.000337 | 0.00100 |
| 2-Hexanone | U | | 0.000787 | 0.0100 |
| 2-Butanone (MEK) | U | | 0.00119 | 0.0100 |
| Iodomethane | U | | 0.00600 | 0.0100 |
| Methylene Chloride | U | | 0.000430 | 0.00500 |

## Method Blank (MB)

(MB) R4047391-3 03/18/24 14:16

| Analyte | MB Result mg/l | MB Qualifier | MB MDL mg/l | MB RDL mg/l |
|---|---|---|---|---|
| 4-Methyl-2-pentanone (MIBK) | U | | 0.000478 | 0.0100 |
| Naphthalene | U | | 0.00100 | 0.00500 |
| n-Propylbenzene | U | | 0.0000993 | 0.00100 |
| Styrene | U | | 0.000118 | 0.00100 |
| 1,1,1,2-Tetrachloroethane | U | | 0.000147 | 0.00100 |
| 1,1,2,2-Tetrachloroethane | U | | 0.000133 | 0.00100 |
| 1,1,2-Trichlorotrifluoroethane | U | | 0.000180 | 0.00100 |
| Tetrachloroethene | U | | 0.000300 | 0.00100 |
| Toluene | U | | 0.000278 | 0.00100 |
| 1,2,4-Trichlorobenzene | U | | 0.000481 | 0.00100 |
| 1,1,1-Trichloroethane | U | | 0.000149 | 0.00100 |
| 1,1,2-Trichloroethane | U | | 0.000158 | 0.00100 |
| Trichloroethene | U | | 0.000190 | 0.00100 |
| Trichlorofluoromethane | U | | 0.000160 | 0.00500 |
| 1,2,3-Trichloropropane | U | | 0.000237 | 0.00250 |
| 1,2,4-Trimethylbenzene | U | | 0.000322 | 0.00100 |
| 1,3,5-Trimethylbenzene | U | | 0.000104 | 0.00100 |
| Vinyl acetate | U | | 0.000692 | 0.0100 |
| Vinyl chloride | U | | 0.000234 | 0.00100 |
| Xylenes, Total | U | | 0.000174 | 0.00300 |
| Di-isopropyl ether | U | | 0.000105 | 0.00100 |
| Ethanol | U | | 0.0420 | 0.100 |
| Ethyl tert-butyl ether | U | | 0.000101 | 0.00100 |
| Methyl tert-butyl ether | U | | 0.000101 | 0.00100 |
| tert-Butyl alcohol | U | | 0.00406 | 0.00500 |
| tert-Amyl Methyl Ether | U | | 0.000195 | 0.00100 |
| *(S) Toluene-d8* | *107* | | | *80.0-120* |
| *(S) 4-Bromofluorobenzene* | *98.6* | | | *77.0-126* |
| *(S) 1,2-Dichloroethane-d4* | *106* | | | *70.0-130* |

## Laboratory Control Sample (LCS) • Laboratory Control Sample Duplicate (LCSD)

(LCS) R4047391-1 03/18/24 13:11 • (LCSD) R4047391-2 03/18/24 13:33

| Analyte | Spike Amount mg/l | LCS Result mg/l | LCSD Result mg/l | LCS Rec. % | LCSD Rec. % | Rec. Limits % | LCS Qualifier | LCSD Qualifier | RPD % | RPD Limits % |
|---|---|---|---|---|---|---|---|---|---|---|
| Acetone | 0.0250 | 0.0292 | 0.0226 | 117 | 90.4 | 19.0-160 | | | 25.5 | 27 |
| Acrylonitrile | 0.0250 | 0.0287 | 0.0251 | 115 | 100 | 55.0-149 | | | 13.4 | 20 |
| Benzene | 0.00500 | 0.00519 | 0.00435 | 104 | 87.0 | 70.0-123 | | | 17.6 | 20 |
| Bromobenzene | 0.00500 | 0.00529 | 0.00454 | 106 | 90.8 | 73.0-121 | | | 15.3 | 20 |

## Laboratory Control Sample (LCS) • Laboratory Control Sample Duplicate (LCSD)

(LCS) R4047391-1 03/18/24 13:11 • (LCSD) R4047391-2 03/18/24 13:33

| Analyte | Spike Amount mg/l | LCS Result mg/l | LCSD Result mg/l | LCS Rec. % | LCSD Rec. % | Rec. Limits % | LCS Qualifier | LCSD Qualifier | RPD % | RPD Limits % |
|---|---|---|---|---|---|---|---|---|---|---|
| Bromochloromethane | 0.00500 | 0.00544 | 0.00471 | 109 | 94.2 | 76.0-122 | | | 14.4 | 20 |
| Bromodichloromethane | 0.00500 | 0.00532 | 0.00450 | 106 | 90.0 | 75.0-120 | | | 16.7 | 20 |
| Bromoform | 0.00500 | 0.00457 | 0.00406 | 91.4 | 81.2 | 68.0-132 | | | 11.8 | 20 |
| Bromomethane | 0.00500 | 0.00114 | 0.00110 | 22.8 | 22.0 | 10.0-160 | | | 3.57 | 25 |
| n-Butylbenzene | 0.00500 | 0.00475 | 0.00405 | 95.0 | 81.0 | 73.0-125 | | | 15.9 | 20 |
| sec-Butylbenzene | 0.00500 | 0.00540 | 0.00444 | 108 | 88.8 | 75.0-125 | | | 19.5 | 20 |
| tert-Butylbenzene | 0.00500 | 0.00525 | 0.00433 | 105 | 86.6 | 76.0-124 | | | 19.2 | 20 |
| Carbon tetrachloride | 0.00500 | 0.00508 | 0.00428 | 102 | 85.6 | 68.0-126 | | | 17.1 | 20 |
| Carbon disulfide | 0.00500 | 0.00545 | 0.00416 | 109 | 83.2 | 61.0-128 | | R7 | 26.8 | 20 |
| Chlorobenzene | 0.00500 | 0.00535 | 0.00462 | 107 | 92.4 | 80.0-121 | | | 14.6 | 20 |
| Chlorodibromomethane | 0.00500 | 0.00517 | 0.00454 | 103 | 90.8 | 77.0-125 | | | 13.0 | 20 |
| Chloroethane | 0.00500 | 0.00542 | 0.00442 | 108 | 88.4 | 47.0-150 | | R7 | 20.3 | 20 |
| Chloroform | 0.00500 | 0.00538 | 0.00465 | 108 | 93.0 | 73.0-120 | | | 14.6 | 20 |
| Chloromethane | 0.00500 | 0.00399 | 0.00326 | 79.8 | 65.2 | 41.0-142 | | R7 | 20.1 | 20 |
| 1,2-Dibromo-3-Chloropropane | 0.00500 | 0.00481 | 0.00423 | 96.2 | 84.6 | 58.0-134 | | | 12.8 | 20 |
| 1,2-Dibromoethane | 0.00500 | 0.00518 | 0.00456 | 104 | 91.2 | 80.0-122 | | | 12.7 | 20 |
| Dibromomethane | 0.00500 | 0.00526 | 0.00436 | 105 | 87.2 | 80.0-120 | | | 18.7 | 20 |
| 1,2-Dichlorobenzene | 0.00500 | 0.00512 | 0.00451 | 102 | 90.2 | 79.0-121 | | | 12.7 | 20 |
| 1,3-Dichlorobenzene | 0.00500 | 0.00523 | 0.00442 | 105 | 88.4 | 79.0-120 | | | 16.8 | 20 |
| 1,4-Dichlorobenzene | 0.00500 | 0.00511 | 0.00458 | 102 | 91.6 | 79.0-120 | | | 10.9 | 20 |
| trans-1,4-Dichloro-2-butene | 0.00500 | 0.00544 | 0.00442 | 109 | 88.4 | 33.0-144 | | R7 | 20.7 | 20 |
| Dichlorodifluoromethane | 0.00500 | 0.00428 | 0.00330 | 85.6 | 66.0 | 51.0-149 | | R7 | 25.9 | 20 |
| 1,1-Dichloroethane | 0.00500 | 0.00512 | 0.00449 | 102 | 89.8 | 70.0-126 | | | 13.1 | 20 |
| 1,2-Dichloroethane | 0.00500 | 0.00537 | 0.00452 | 107 | 90.4 | 70.0-128 | | | 17.2 | 20 |
| 1,1-Dichloroethene | 0.00500 | 0.00508 | 0.00427 | 102 | 85.4 | 71.0-124 | | | 17.3 | 20 |
| cis-1,2-Dichloroethene | 0.00500 | 0.00519 | 0.00438 | 104 | 87.6 | 73.0-120 | | | 16.9 | 20 |
| trans-1,2-Dichloroethene | 0.00500 | 0.00537 | 0.00439 | 107 | 87.8 | 73.0-120 | | R7 | 20.1 | 20 |
| 1,2-Dichloropropane | 0.00500 | 0.00525 | 0.00431 | 105 | 86.2 | 77.0-125 | | | 19.7 | 20 |
| cis-1,3-Dichloropropene | 0.00500 | 0.00484 | 0.00415 | 96.8 | 83.0 | 80.0-123 | | | 15.4 | 20 |
| trans-1,3-Dichloropropene | 0.00500 | 0.00516 | 0.00450 | 103 | 90.0 | 78.0-124 | | | 13.7 | 20 |
| Ethylbenzene | 0.00500 | 0.00538 | 0.00442 | 108 | 88.4 | 79.0-123 | | | 19.6 | 20 |
| Hexachloro-1,3-butadiene | 0.00500 | 0.00509 | 0.00423 | 102 | 84.6 | 54.0-138 | | | 18.5 | 20 |
| 2-Hexanone | 0.0250 | 0.0272 | 0.0232 | 109 | 92.8 | 67.0-149 | | | 15.9 | 20 |
| 2-Butanone (MEK) | 0.0250 | 0.0276 | 0.0220 | 110 | 88.0 | 44.0-160 | | R7 | 22.6 | 20 |
| Iodomethane | 0.0250 | 0.00424 | 0.00444 | 17.0 | 17.8 | 33.0-147 | L2 | L2 | 4.61 | 26 |
| Methylene Chloride | 0.00500 | 0.00505 | 0.00438 | 101 | 87.6 | 67.0-120 | | | 14.2 | 20 |
| 4-Methyl-2-pentanone (MIBK) | 0.0250 | 0.0299 | 0.0255 | 120 | 102 | 68.0-142 | | | 15.9 | 20 |
| Naphthalene | 0.00500 | 0.00427 | 0.00378 | 85.4 | 75.6 | 54.0-135 | | | 12.2 | 20 |
| n-Propylbenzene | 0.00500 | 0.00541 | 0.00457 | 108 | 91.4 | 77.0-124 | | | 16.8 | 20 |
| Styrene | 0.00500 | 0.00472 | 0.00409 | 94.4 | 81.8 | 73.0-130 | | | 14.3 | 20 |

## Laboratory Control Sample (LCS) • Laboratory Control Sample Duplicate (LCSD)

(LCS) R4047391-1 03/18/24 13:11 • (LCSD) R4047391-2 03/18/24 13:33

| Analyte | Spike Amount mg/l | LCS Result mg/l | LCSD Result mg/l | LCS Rec. % | LCSD Rec. % | Rec. Limits % | LCS Qualifier | LCSD Qualifier | RPD % | RPD Limits % |
|---|---|---|---|---|---|---|---|---|---|---|
| 1,1,1,2-Tetrachloroethane | 0.00500 | 0.00515 | 0.00438 | 103 | 87.6 | 75.0-125 | | | 16.2 | 20 |
| 1,1,2,2-Tetrachloroethane | 0.00500 | 0.00538 | 0.00484 | 108 | 96.8 | 65.0-130 | | | 10.6 | 20 |
| 1,1,2-Trichlorotrifluoroethane | 0.00500 | 0.00562 | 0.00464 | 112 | 92.8 | 69.0-132 | | | 19.1 | 20 |
| Tetrachloroethene | 0.00500 | 0.00542 | 0.00455 | 108 | 91.0 | 72.0-132 | | | 17.5 | 20 |
| Toluene | 0.00500 | 0.00521 | 0.00445 | 104 | 89.0 | 79.0-120 | | | 15.7 | 20 |
| 1,2,4-Trichlorobenzene | 0.00500 | 0.00459 | 0.00419 | 91.8 | 83.8 | 57.0-137 | | | 9.11 | 20 |
| 1,1,1-Trichloroethane | 0.00500 | 0.00547 | 0.00459 | 109 | 91.8 | 73.0-124 | | | 17.5 | 20 |
| 1,1,2-Trichloroethane | 0.00500 | 0.00536 | 0.00466 | 107 | 93.2 | 80.0-120 | | | 14.0 | 20 |
| Trichloroethene | 0.00500 | 0.00532 | 0.00430 | 106 | 86.0 | 78.0-124 | | R7 | 21.2 | 20 |
| Trichlorofluoromethane | 0.00500 | 0.00562 | 0.00450 | 112 | 90.0 | 59.0-147 | | R7 | 22.1 | 20 |
| 1,2,3-Trichloropropane | 0.00500 | 0.00551 | 0.00498 | 110 | 99.6 | 73.0-130 | | | 10.1 | 20 |
| 1,2,4-Trimethylbenzene | 0.00500 | 0.00528 | 0.00449 | 106 | 89.8 | 76.0-121 | | | 16.2 | 20 |
| 1,3,5-Trimethylbenzene | 0.00500 | 0.00535 | 0.00445 | 107 | 89.0 | 76.0-122 | | | 18.4 | 20 |
| Vinyl acetate | 0.0250 | 0.0253 | 0.0319 | 101 | 128 | 11.0-160 | | R7 | 23.1 | 20 |
| Vinyl chloride | 0.00500 | 0.00502 | 0.00390 | 100 | 78.0 | 67.0-131 | | R7 | 25.1 | 20 |
| Xylenes, Total | 0.0150 | 0.0157 | 0.0133 | 105 | 88.7 | 79.0-123 | | | 16.6 | 20 |
| Di-isopropyl ether | 0.00500 | 0.00539 | 0.00472 | 108 | 94.4 | 58.0-138 | | | 13.3 | 20 |
| Ethanol | 0.250 | 0.404 | 0.342 | 162 | 137 | 10.0-160 | L1 | | 16.6 | 30 |
| Ethyl tert-butyl ether | 0.00500 | 0.00534 | 0.00466 | 107 | 93.2 | 63.0-138 | | | 13.6 | 20 |
| Methyl tert-butyl ether | 0.00500 | 0.00508 | 0.00434 | 102 | 86.8 | 68.0-125 | | | 15.7 | 20 |
| tert-Butyl alcohol | 0.0250 | 0.0311 | 0.0266 | 124 | 106 | 27.0-160 | | | 15.6 | 30 |
| tert-Amyl Methyl Ether | 0.00500 | 0.00495 | 0.00430 | 99.0 | 86.0 | 66.0-125 | | | 14.1 | 20 |
| *(S) Toluene-d8* | | | | *105* | *105* | *80.0-120* | | | | |
| *(S) 4-Bromofluorobenzene* | | | | *98.3* | *98.6* | *77.0-126* | | | | |
| *(S) 1,2-Dichloroethane-d4* | | | | *106* | *106* | *70.0-130* | | | | |

## L1715202-01 Original Sample (OS) • Matrix Spike (MS) • Matrix Spike Duplicate (MSD)

(OS) L1715202-01 03/18/24 21:39 • (MS) R4047391-4 03/18/24 23:27 • (MSD) R4047391-5 03/18/24 23:48

| Analyte | Spike Amount mg/l | Original Result mg/l | MS Result mg/l | MSD Result mg/l | MS Rec. % | MSD Rec. % | Dilution | Rec. Limits % | MS Qualifier | MSD Qualifier | RPD % | RPD Limits % |
|---|---|---|---|---|---|---|---|---|---|---|---|---|
| Acetone | 0.0250 | ND | ND | ND | 103 | 81.6 | 1 | 10.0-160 | | | 23.4 | 35 |
| Acrylonitrile | 0.0250 | ND | 0.0270 | 0.0208 | 108 | 83.2 | 1 | 21.0-160 | | | 25.9 | 32 |
| Benzene | 0.00500 | ND | 0.00348 | 0.00299 | 69.6 | 59.8 | 1 | 17.0-158 | | | 15.1 | 27 |
| Bromobenzene | 0.00500 | ND | 0.00478 | 0.00430 | 95.6 | 86.0 | 1 | 30.0-149 | | | 10.6 | 28 |
| Bromochloromethane | 0.00500 | ND | 0.00388 | 0.00334 | 77.6 | 66.8 | 1 | 38.0-142 | | | 15.0 | 26 |
| Bromodichloromethane | 0.00500 | ND | 0.00445 | 0.00400 | 89.0 | 80.0 | 1 | 31.0-150 | | | 10.7 | 27 |
| Bromoform | 0.00500 | ND | 0.00412 | 0.00360 | 82.4 | 72.0 | 1 | 29.0-150 | | | 13.5 | 29 |
| Bromomethane | 0.00500 | ND | ND | ND | 12.5 | 13.4 | 1 | 10.0-160 | | | 7.57 | 38 |

## L1715202-01 Original Sample (OS) • Matrix Spike (MS) • Matrix Spike Duplicate (MSD)

(OS) L1715202-01 03/18/24 21:39 • (MS) R4047391-4 03/18/24 23:27 • (MSD) R4047391-5 03/18/24 23:48

| Analyte | Spike Amount mg/l | Original Result mg/l | MS Result mg/l | MSD Result mg/l | MS Rec. % | MSD Rec. % | Dilution | Rec. Limits % | MS Qualifier | MSD Qualifier | RPD % | RPD Limits % |
|---|---|---|---|---|---|---|---|---|---|---|---|---|
| n-Butylbenzene | 0.00500 | ND | 0.00447 | 0.00379 | 89.4 | 75.8 | 1 | 31.0-150 | | | 16.5 | 30 |
| sec-Butylbenzene | 0.00500 | ND | 0.00510 | 0.00448 | 102 | 89.6 | 1 | 33.0-155 | | | 12.9 | 29 |
| tert-Butylbenzene | 0.00500 | ND | 0.00494 | 0.00442 | 98.8 | 88.4 | 1 | 34.0-153 | | | 11.1 | 28 |
| Carbon tetrachloride | 0.00500 | ND | 0.00340 | 0.00306 | 68.0 | 61.2 | 1 | 23.0-159 | | | 10.5 | 28 |
| Carbon disulfide | 0.00500 | ND | ND | ND | 17.8 | 15.2 | 1 | 10.0-156 | | | 15.5 | 28 |
| Chlorobenzene | 0.00500 | ND | 0.00434 | 0.00384 | 86.8 | 76.8 | 1 | 33.0-152 | | | 12.2 | 27 |
| Chlorodibromomethane | 0.00500 | ND | 0.00463 | 0.00387 | 92.6 | 77.4 | 1 | 37.0-149 | | | 17.9 | 27 |
| Chloroethane | 0.00500 | ND | ND | ND | 41.8 | 43.4 | 1 | 10.0-160 | | | 3.76 | 30 |
| Chloroform | 0.00500 | ND | ND | ND | 86.2 | 76.8 | 1 | 29.0-154 | | | 11.5 | 28 |
| Chloromethane | 0.00500 | ND | ND | ND | 25.2 | 21.2 | 1 | 10.0-160 | | | 17.2 | 29 |
| 1,2-Dibromo-3-Chloropropane | 0.00500 | ND | ND | ND | 94.6 | 81.2 | 1 | 22.0-151 | | | 15.2 | 34 |
| 1,2-Dibromoethane | 0.00500 | ND | 0.00435 | 0.00349 | 87.0 | 69.8 | 1 | 34.0-147 | | | 21.9 | 27 |
| Dibromomethane | 0.00500 | ND | 0.00392 | 0.00329 | 78.4 | 65.8 | 1 | 30.0-151 | | | 17.5 | 27 |
| 1,2-Dichlorobenzene | 0.00500 | ND | 0.00492 | 0.00429 | 98.4 | 85.8 | 1 | 34.0-149 | | | 13.7 | 28 |
| 1,3-Dichlorobenzene | 0.00500 | ND | 0.00464 | 0.00427 | 92.8 | 85.4 | 1 | 36.0-146 | | | 8.31 | 27 |
| 1,4-Dichlorobenzene | 0.00500 | ND | 0.00505 | 0.00442 | 101 | 88.4 | 1 | 35.0-142 | | | 13.3 | 27 |
| trans-1,4-Dichloro-2-butene | 0.00500 | ND | 0.00495 | 0.00386 | 99.0 | 77.2 | 1 | 10.0-157 | | | 24.7 | 37 |
| Dichlorodifluoromethane | 0.00500 | ND | ND | ND | 60.8 | 50.6 | 1 | 10.0-160 | | | 18.3 | 29 |
| 1,1-Dichloroethane | 0.00500 | ND | 0.00407 | 0.00346 | 81.4 | 69.2 | 1 | 25.0-158 | | | 16.2 | 27 |
| 1,2-Dichloroethane | 0.00500 | ND | 0.00397 | 0.00337 | 79.4 | 67.4 | 1 | 29.0-151 | | | 16.3 | 27 |
| 1,1-Dichloroethene | 0.00500 | ND | 0.00248 | 0.00232 | 49.6 | 46.4 | 1 | 11.0-160 | | | 6.67 | 29 |
| cis-1,2-Dichloroethene | 0.00500 | ND | 0.00446 | 0.00417 | 89.2 | 83.4 | 1 | 10.0-160 | | | 6.72 | 27 |
| trans-1,2-Dichloroethene | 0.00500 | ND | 0.00242 | 0.00213 | 48.4 | 42.6 | 1 | 17.0-153 | | | 12.7 | 27 |
| 1,2-Dichloropropane | 0.00500 | ND | 0.00435 | 0.00384 | 87.0 | 76.8 | 1 | 30.0-156 | | | 12.5 | 27 |
| cis-1,3-Dichloropropene | 0.00500 | ND | 0.00373 | 0.00313 | 74.6 | 62.6 | 1 | 34.0-149 | | | 17.5 | 28 |
| trans-1,3-Dichloropropene | 0.00500 | ND | 0.00424 | 0.00363 | 84.8 | 72.6 | 1 | 32.0-149 | | | 15.5 | 28 |
| Ethylbenzene | 0.00500 | ND | 0.00412 | 0.00374 | 82.4 | 74.8 | 1 | 30.0-155 | | | 9.67 | 27 |
| Hexachloro-1,3-butadiene | 0.00500 | ND | 0.00506 | 0.00431 | 101 | 86.2 | 1 | 20.0-154 | | | 16.0 | 34 |
| 2-Hexanone | 0.0250 | ND | 0.0276 | 0.0218 | 110 | 87.2 | 1 | 21.0-160 | | | 23.5 | 29 |
| 2-Butanone (MEK) | 0.0250 | ND | 0.0296 | 0.0228 | 118 | 91.2 | 1 | 10.0-160 | | | 26.0 | 32 |
| Iodomethane | 0.0250 | ND | ND | ND | 0.000 | 0.000 | 1 | 10.0-160 | M2 | M2 | 0.000 | 40 |
| Methylene Chloride | 0.00500 | ND | ND | ND | 65.8 | 58.6 | 1 | 23.0-144 | | | 11.6 | 28 |
| 4-Methyl-2-pentanone (MIBK) | 0.0250 | ND | 0.0298 | 0.0233 | 119 | 93.2 | 1 | 29.0-160 | | | 24.5 | 29 |
| Naphthalene | 0.00500 | ND | ND | ND | 89.2 | 77.0 | 1 | 12.0-156 | | | 14.7 | 35 |
| n-Propylbenzene | 0.00500 | ND | 0.00481 | 0.00425 | 96.2 | 85.0 | 1 | 31.0-154 | | | 12.4 | 28 |
| Styrene | 0.00500 | ND | 0.00400 | 0.00342 | 80.0 | 68.4 | 1 | 33.0-155 | | | 15.6 | 28 |
| 1,1,1,2-Tetrachloroethane | 0.00500 | ND | 0.00456 | 0.00400 | 91.2 | 80.0 | 1 | 36.0-151 | | | 13.1 | 29 |
| 1,1,2,2-Tetrachloroethane | 0.00500 | ND | 0.00588 | 0.00481 | 118 | 96.2 | 1 | 33.0-150 | | | 20.0 | 28 |
| 1,1,2-Trichlorotrifluoroethane | 0.00500 | ND | 0.00376 | 0.00335 | 75.2 | 67.0 | 1 | 23.0-160 | | | 11.5 | 30 |
| Tetrachloroethene | 0.00500 | ND | 0.00354 | 0.00314 | 70.8 | 62.8 | 1 | 10.0-160 | | | 12.0 | 27 |

## L1715202-01 Original Sample (OS) • Matrix Spike (MS) • Matrix Spike Duplicate (MSD)

(OS) L1715202-01 03/18/24 21:39 • (MS) R4047391-4 03/18/24 23:27 • (MSD) R4047391-5 03/18/24 23:48

| Analyte | Spike Amount mg/l | Original Result mg/l | MS Result mg/l | MSD Result mg/l | MS Rec. % | MSD Rec. % | Dilution | Rec. Limits % | MS Qualifier | MSD Qualifier | RPD % | RPD Limits % |
|---|---|---|---|---|---|---|---|---|---|---|---|---|
| Toluene | 0.00500 | ND | 0.00368 | 0.00331 | 73.6 | 66.2 | 1 | 26.0-154 | | | 10.6 | 28 |
| 1,2,4-Trichlorobenzene | 0.00500 | ND | 0.00459 | 0.00398 | 91.8 | 79.6 | 1 | 24.0-150 | | | 14.2 | 33 |
| 1,1,1-Trichloroethane | 0.00500 | ND | 0.00406 | 0.00355 | 81.2 | 71.0 | 1 | 23.0-160 | | | 13.4 | 28 |
| 1,1,2-Trichloroethane | 0.00500 | ND | 0.00495 | 0.00433 | 99.0 | 86.6 | 1 | 35.0-147 | | | 13.4 | 27 |
| Trichloroethene | 0.00500 | 0.00219 | 0.00535 | 0.00487 | 63.2 | 53.6 | 1 | 10.0-160 | | | 9.39 | 25 |
| Trichlorofluoromethane | 0.00500 | ND | ND | ND | 61.2 | 52.2 | 1 | 17.0-160 | | | 15.9 | 31 |
| 1,2,3-Trichloropropane | 0.00500 | ND | 0.00564 | 0.00470 | 113 | 94.0 | 1 | 34.0-151 | | | 18.2 | 29 |
| 1,2,4-Trimethylbenzene | 0.00500 | ND | 0.00468 | 0.00422 | 93.6 | 84.4 | 1 | 26.0-154 | | | 10.3 | 27 |
| 1,3,5-Trimethylbenzene | 0.00500 | ND | 0.00468 | 0.00409 | 93.6 | 81.8 | 1 | 28.0-153 | | | 13.5 | 27 |
| Vinyl acetate | 0.0250 | ND | 0.0282 | 0.0229 | 113 | 91.6 | 1 | 12.0-160 | | | 20.7 | 31 |
| Vinyl chloride | 0.00500 | ND | 0.00187 | 0.00159 | 37.4 | 31.8 | 1 | 10.0-160 | | | 16.2 | 27 |
| Xylenes, Total | 0.0150 | ND | 0.0126 | 0.0110 | 84.0 | 73.3 | 1 | 29.0-154 | | | 13.6 | 28 |
| Di-isopropyl ether | 0.00500 | ND | 0.00508 | 0.00451 | 102 | 90.2 | 1 | 21.0-160 | | | 11.9 | 28 |
| Ethanol | 0.250 | ND | 0.450 | 0.347 | 180 | 139 | 1 | 50.0-150 | M1 | R5 | 25.8 | 20 |
| Ethyl tert-butyl ether | 0.00500 | ND | 0.00470 | 0.00403 | 94.0 | 80.6 | 1 | 10.0-160 | | | 15.3 | 37 |
| Methyl tert-butyl ether | 0.00500 | 0.644 | 0.648 | 0.650 | 80.0 | 120 | 1 | 28.0-150 | E1 | E1 | 0.308 | 29 |
| tert-Butyl alcohol | 0.0250 | 2.83 | 3.00 | 2.88 | 680 | 200 | 1 | 50.0-150 | E1 M3 | E1 M3 | 4.08 | 20 |
| tert-Amyl Methyl Ether | 0.00500 | 0.120 | 0.125 | 0.125 | 100 | 100 | 1 | 10.0-160 | | | 0.000 | 37 |
| *(S) Toluene-d8* | | | | | *105* | *103* | | *80.0-120* | | | | |
| *(S) 4-Bromofluorobenzene* | | | | | *98.9* | *98.7* | | *77.0-126* | | | | |
| *(S) 1,2-Dichloroethane-d4* | | | | | *100* | *101* | | *70.0-130* | | | | |

## Method Blank (MB)

(MB) R4047647-4 03/19/24 11:11

| Analyte | MB Result mg/l | MB Qualifier | MB MDL mg/l | MB RDL mg/l |
|---|---|---|---|---|
| Methyl tert-butyl ether | U | | 0.000101 | 0.00100 |
| tert-Butyl alcohol | U | | 0.00406 | 0.00500 |
| *(S) Toluene-d8* | *106* | | | *80.0-120* |
| *(S) 4-Bromofluorobenzene* | *94.5* | | | *77.0-126* |
| *(S) 1,2-Dichloroethane-d4* | *93.9* | | | *70.0-130* |

## Laboratory Control Sample (LCS)

(LCS) R4047647-1 03/19/24 09:46

| Analyte | Spike Amount mg/l | LCS Result mg/l | LCS Rec. % | Rec. Limits % | LCS Qualifier |
|---|---|---|---|---|---|
| Methyl tert-butyl ether | 0.00500 | 0.00535 | 107 | 68.0-125 | |
| tert-Butyl alcohol | 0.0250 | 0.0256 | 102 | 27.0-160 | |
| *(S) Toluene-d8* | | | *103* | *80.0-120* | |
| *(S) 4-Bromofluorobenzene* | | | *99.2* | *77.0-126* | |
| *(S) 1,2-Dichloroethane-d4* | | | *94.0* | *70.0-130* | |

# INTERNAL STANDARD SUMMARY

## Instrument: VOCMS6 • File ID: 0318_27

03/18/24 13:11

| Sample ID | File ID | 8260-FLUOROBENZENE | 8260-CHLOROBENZENE-D5 | 8260-1,4-DICHLOROBENZENE-D4 |
|---|---|---|---|---|
| | | Response | Response | Response |
| Standard | 0318_27 | 297269 | 127389 | 133190 |
| Upper Limit | | 594538 | 254778 | 266380 |
| Lower Limit | | 148635 | 63695 | 66595 |
| LCS R4047391-1 WG2248915 1x | 0318_27LCS | 297269 | 127389 | 133190 |
| LCSD R4047391-2 WG2248915 1x | 0318_28 | 300377 | 129226 | 135560 |
| BLANK R4047391-3 WG2248915 1x | 0318_30A | 297411 | 121940 | 127090 |
| L1715202-05 WG2248915 1x | 0318_41 | 380887 | 158312 | 161164 |
| L1715202-01 WG2248915 1x | 0318_50 | 380914 | 157017 | 162164 |
| L1715202-02 WG2248915 1x | 0318_51 | 369826 | 154789 | 155253 |
| L1715202-03 WG2248915 1x | 0318_52 | 372186 | 155495 | 158540 |
| L1715202-04 WG2248915 1x | 0318_53 | 369764 | 155081 | 158575 |
| MS R4047391-4 WG2248915 1x | 0318_55 | 364175 | 157718 | 161090 |
| MSD R4047391-5 WG2248915 1x | 0318_56 | 367457 | 158263 | 157336 |

## Instrument: VOCMS23 • File ID: 0319_03

03/19/24 09:46

| Sample ID | File ID | 8260-FLUOROBENZENE | 8260-CHLOROBENZENE-D5 | 8260-1,4-DICHLOROBENZENE-D4 |
|---|---|---|---|---|
| | | Response | Response | Response |
| Standard | 0319_03 | 422671 | 196286 | 139171 |
| Upper Limit | | 845342 | 392572 | 278342 |
| Lower Limit | | 211336 | 98143 | 69586 |
| LCS R4047647-1 WG2249696 1x | 0319_03LCS | 422671 | 196286 | 139171 |
| BLANK R4047647-4 WG2249696 1x | 0319_07 | 423497 | 193544 | 178127 |
| L1715202-01 WG2249696 20x | 0319_28 | 296572 | 135687 | 136052 |
| L1715202-02 WG2249696 100x | 0319_29 | 277126 | 128792 | 123948 |
| L1715202-03 WG2249696 100x | 0319_30 | 273008 | 126553 | 124065 |
| L1715202-04 WG2249696 100x | 0319_31 | 271016 | 128417 | 121019 |

## Guide to Reading and Understanding Your Laboratory Report

The information below is designed to better explain the various terms used in your report of analytical results from the Laboratory. This is not intended as a comprehensive explanation, and if you have additional questions please contact your project representative.

Results Disclaimer - Information that may be provided by the customer, and contained within this report, include Permit Limits, Project Name, Sample ID, Sample Matrix, Sample Preservation, Field Blanks, Field Spikes, Field Duplicates, On-Site Data, Sampling Collection Dates/Times, and Sampling Location. Results relate to the accuracy of this information provided, and as the samples are received.

## Abbreviations and Definitions

| | |
|---|---|
| MDL | Method Detection Limit. |
| ND | Not detected at the Reporting Limit (or MDL where applicable). |
| RDL | Reported Detection Limit. |
| Rec. | Recovery. |
| RPD | Relative Percent Difference. |
| SDG | Sample Delivery Group. |
| (S) | Surrogate (Surrogate Standard) - Analytes added to every blank, sample, Laboratory Control Sample/Duplicate and Matrix Spike/Duplicate; used to evaluate analytical efficiency by measuring recovery. Surrogates are not expected to be detected in all environmental media. |
| U | Not detected at the Reporting Limit (or MDL where applicable). |
| Analyte | The name of the particular compound or analysis performed. Some Analyses and Methods will have multiple analytes reported. |
| Dilution | If the sample matrix contains an interfering material, the sample preparation volume or weight values differ from the standard, or if concentrations of analytes in the sample are higher than the highest limit of concentration that the laboratory can accurately report, the sample may be diluted for analysis. If a value different than 1 is used in this field, the result reported has already been corrected for this factor. |
| Limits | These are the target % recovery ranges or % difference value that the laboratory has historically determined as normal for the method and analyte being reported. Successful QC Sample analysis will target all analytes recovered or duplicated within these ranges. |
| Original Sample | The non-spiked sample in the prep batch used to determine the Relative Percent Difference (RPD) from a quality control sample. The Original Sample may not be included within the reported SDG. |
| Qualifier | This column provides a letter and/or number designation that corresponds to additional information concerning the result reported. If a Qualifier is present, a definition per Qualifier is provided within the Glossary and Definitions page and potentially a discussion of possible implications of the Qualifier in the Case Narrative if applicable. |
| Result | The actual analytical final result (corrected for any sample specific characteristics) reported for your sample. If there was no measurable result returned for a specific analyte, the result in this column may state “ND” (Not Detected) or “BDL” (Below Detectable Levels). The information in the results column should always be accompanied by either an MDL (Method Detection Limit) or RDL (Reporting Detection Limit) that defines the lowest value that the laboratory could detect or report for this analyte. |
| Uncertainty (Radiochemistry) | Confidence level of 2 sigma. |
| Case Narrative (Cn) | A brief discussion about the included sample results, including a discussion of any non-conformances to protocol observed either at sample receipt by the laboratory from the field or during the analytical process. If present, there will be a section in the Case Narrative to discuss the meaning of any data qualifiers used in the report. |
| Quality Control Summary (Qc) | This section of the report includes the results of the laboratory quality control analyses required by procedure or analytical methods to assist in evaluating the validity of the results reported for your samples. These analyses are not being performed on your samples typically, but on laboratory generated material. |
| Sample Chain of Custody (Sc) | This is the document created in the field when your samples were initially collected. This is used to verify the time and date of collection, the person collecting the samples, and the analyses that the laboratory is requested to perform. This chain of custody also documents all persons (excluding commercial shippers) that have had control or possession of the samples from the time of collection until delivery to the laboratory for analysis. |
| Sample Results (Sr) | This section of your report will provide the results of all testing performed on your samples. These results are provided by sample ID and are separated by the analyses performed on each sample. The header line of each analysis section for each sample will provide the name and method number for the analysis reported. |
| Sample Summary (Ss) | This section of the Analytical Report defines the specific analyses performed for each sample ID, including the dates and times of preparation and/or analysis. |

| Qualifier | Description |
|---|---|
| E1 | Concentration estimated. Analyte exceeded calibration range. Reanalysis not possible due to insufficient sample. |
| E4 | Concentration estimated. Analyte was detected below laboratory minimum reporting level (MRL) but above MDL. |
| L1 | The associated blank spike recovery was above laboratory acceptance limits. |
| L2 | The associated blank spike recovery was below laboratory acceptance limits. |
| M1 | Matrix spike recovery was high, the method control sample recovery was acceptable. |
| M2 | Matrix spike recovery was low, the method control sample recovery was acceptable. |
| M3 | The spike recovery value is unusable since the analyte concentration in the sample is disproportionate to the spike level. The associated blank spike recovery was acceptable. |
| R5 | MS/MSD RPD exceeded the laboratory acceptance limit. Recovery met acceptance criteria. |
| R7 | LFB/LFBD RPD exceeded the laboratory acceptance limit. Recovery met acceptance criteria. |

# ACCREDITATIONS & LOCATIONS

## Pace Analytical National 12065 Lebanon Rd Mount Juliet, TN 37122

| | | | |
|---|---|---|---|
| Alabama | 40660 | Nebraska | NE-OS-15-05 |
| Alaska | 17-026 | Nevada | TN000032021-1 |
| Arizona | AZ0612 | New Hampshire | 2975 |
| Arkansas | 88-0469 | New Jersey–NELAP | TN002 |
| California | 2932 | New Mexico [1] | TN00003 |
| Colorado | TN00003 | New York | 11742 |
| Connecticut | PH-0197 | North Carolina | Env375 |
| Florida | E87487 | North Carolina [1] | DW21704 |
| Georgia | NELAP | North Carolina [3] | 41 |
| Georgia [1] | 923 | North Dakota | R-140 |
| Idaho | TN00003 | Ohio–VAP | CL0069 |
| Illinois | 200008 | Oklahoma | 9915 |
| Indiana | C-TN-01 | Oregon | TN200002 |
| Iowa | 364 | Pennsylvania | 68-02979 |
| Kansas | E-10277 | Rhode Island | LAO000356 |
| Kentucky [1 6] | KY90010 | South Carolina | 84004002 |
| Kentucky [2] | 16 | South Dakota | n/a |
| Louisiana | AI30792 | Tennessee [1 4] | 2006 |
| Louisiana | LA018 | Texas | T104704245-20-18 |
| Maine | TN00003 | Texas [5] | LAB0152 |
| Maryland | 324 | Utah | TN000032021-11 |
| Massachusetts | M-TN003 | Vermont | VT2006 |
| Michigan | 9958 | Virginia | 110033 |
| Minnesota | 047-999-395 | Washington | C847 |
| Mississippi | TN00003 | West Virginia | 233 |
| Missouri | 340 | Wisconsin | 998093910 |
| Montana | CERT0086 | Wyoming | A2LA |
| A2LA – ISO 17025 | 1461.01 | AIHA-LAP,LLC EMLAP | 100789 |
| A2LA – ISO 17025 [5] | 1461.02 | DOD | 1461.01 |
| Canada | 1461.01 | USDA | P330-15-00234 |
| EPA–Crypto | TN00003 | | |

[1] Drinking Water [2] Underground Storage Tanks [3] Aquatic Toxicity [4] Chemical/Microbiological [5] Mold [6] Wastewater n/a Accreditation not applicable

* Not all certifications held by the laboratory are applicable to the results reported in the attached report.

* Accreditation is only applicable to the test methods specified on each scope of accreditation held by Pace Analytical.

Company Name/Address:
**Kinder Morgan - Rocklin, CA-AZ Work**

410 N.44th Street
Suite 1000
Phoenix. AZ 85008

Billing Information:
Accounts Payable- Alan Van Antwerp
9950 SAN DIEGO MISSION RD.
SAN DIEGO, CA 92108

Pres Chk

Report to:
Bob Forsberg

Email To: bob.forsberg@arcadis-us.com;sascha.arnold@arcadis.com

Project Description:
KMEP Silvercroft Wash

City/State Collected: TUCSON, AZ

Please Circle: PT MT CT ET

Phone: 602-438-0883

Client Project # ~~30179444.01~~ 30207116

Lab Project # KINARCPAZ-SILVERCROF

Collected by (print): MS/MH

Site/Facility ID # SILVERCROFT WASH

P.O. # WD1046679

Collected by (signature):

Immediately Packed on Ice N ___ Y X

Rush? (Lab MUST Be Notified)
___ Same Day ___ Five Day
___ Next Day ___ 5 Day (Rad Only)
___ Two Day ___ 10 Day (Rad Only)
___ Three Day

Quote #

Date Results Needed: STD TAT

Analysis / Container / Preservative

| Sample ID | Comp/Grab | Matrix * | Depth | Date | Time | Nc. of Cntrs | *NO2,NO3,SO4 125mlHDPE-NoPres | EEM RSK175 40mlAmb HCl | HOLD - NO2+NO3 250mlHDPE-H2SO4 | TDS 1L-HDPE NoPres | Total Fe 6010 250mlHDPE-HNO3 | VOCs+OXYs 8260 40mlAmb-HCl | Remarks | Sample # (lab only) |
|---|---|---|---|---|---|---|---|---|---|---|---|---|---|---|
| | | | 174.00 | | | | | | | | | | | |
| WR-430A | G | GW | 169.44 | 3/13/24 | 10:30 | 18 | X | X | X | X | X | X | RUN MS/MSD | -01 |
| R-067A | G | GW | 174.00 | 3/13/24 | 11:35 | 9 | X | X | X | X | X | X | | -02 |
| R-067A-DUP | G | GW | 174.00 | 3/13/24 | 11:35 | 9 | X | X | X | X | X | X | | -03 |
| WR-359A | G | GW | 178.00 | 3/13/24 | 12:35 | 9 | X | X | X | X | X | X | | -04 |
| | | GW | | | | | | | | | | | | |
| | | GW | | | | | | | | | | | | |
| | | GW | | | | | | | | | | | | |
| | | GW | | | | | | | | | | | | |
| | | GW | | | | | | | | | | | | |
| | | GW | | | | | | | | | | | | |
| TRIP BLANK | — | ~~GW~~ | — | 3/13/24 | — | 2 | | | | | | X | | -05 |

Chain of Custody Page 1 of 1

Pace
PEOPLE ADVANCING SCIENCE

MT JULIET, TN
12065 Lebanon Rd Mount Juliet, TN 37122
Submitting a sample via this chain of custody constitutes acknowledgment and acceptance of the Pace Terms and Conditions found at: https://info.pacelabs.com/hubfs/pas-standard-terms.pdf

SDG # L1715202

Ta B059

Acctnum: KINARCPAZ

Template: T190237

Prelogin: P1053889

PM: 110 - Brian Ford

PB:

Shipped Via:

* Matrix:
SS - Soil AIR - Air F - Filter
GW - Groundwater B - Bioassay
WW - WasteWater
DW - Drinking Water
OT - Other_____

Remarks: *NO2,NO3 have a 48 hour holding time.

pH _____ Temp _____

Flow _____ Other _____

Samples returned via:
__ UPS __ FedEx __ Courier _____

Tracking #

Sample Receipt Checklist

| | | | |
|---|---|---|---|
| COC Seal Present/Intact: | NP | Y | N |
| COC Signed/Accurate: | | Y | N |
| Bottles arrive intact: | | Y | N |
| Correct bottles used: | | Y | N |
| Sufficient volume sent: | | Y | N |
| If Applicable | | | |
| VOA Zero Headspace: | | Y | N |
| Preservation Correct/Checked: | | Y | N |
| RAD Screen <0.5 mR/hr: | | | N |

| | Date: | Time: | Received by: (Signature) | Trip Blank Received: Yes / No HCl / MeoH TBR | If preservation required by Login: Date/Time |
|---|---|---|---|---|---|
| Relinquished by : (Signature) | 3/13/24 | 1615 | | 2 | |
| Relinquished by : (Signature) | 3.13.24 | 1900 | SWA | Temp: 3.5+0=3.5 °C DPA9 Bottles Received: 45 | |
| Relinquished by : (Signature) | Date: | Time: | Received for lab by: (Signature) | Date: 03.14.24 Time: 1200 | Hold: Condition: NCF / OK |

# ANALYTICAL REPORT

May 23, 2024



## Kinder Morgan - Rocklin, CA-AZ Work

| | |
|---|---|
| Sample Delivery Group: | L1736410 |
| Samples Received: | 05/15/2024 |
| Project Number: | 30207116 |
| Description: | KMEP Silvercroft Wash |
| Site: | SILVERCROFT WASH |
| Report To: | Bob Forsberg<br>410 N.44th Street<br>Suite 1000<br>Phoenix, AZ 85008 |

Entire Report Reviewed By:

Brian Ford

Project Manager

Results relate only to the items tested or calibrated and are reported as rounded values. This test report shall not be reproduced, except in full, without written approval of the laboratory. Where applicable, sampling conducted by Pace Analytical National is performed per guidance provided in laboratory standard operating procedures ENV-SOP-MTJL-0067 and ENV-SOP-MTJL-0068. Where sampling conducted by the customer, results relate to the accuracy of the information provided, and as the samples are received.

Pace Analytical National

12065 Lebanon Rd Mount Juliet, TN 37122 615-758-5858 800-767-5859 mydata.pacelabs.com

# TABLE OF CONTENTS


Cp: Cover Page 1

Tc: Table of Contents 2

Ss: Sample Summary 3

Cn: Case Narrative 4

Sr: Sample Results 5

MW-5 L1736410-01 5

MW-1 L1736410-02 7

TRIP BLANK L1736410-03 9

Qc: Quality Control Summary 11

Gravimetric Analysis by Method 2540 C-2011 11

Wet Chemistry by Method 9056A 13

Metals (ICP) by Method 6010D 15

Volatile Organic Compounds (GC) by Method RSK175 17

Volatile Organic Compounds (GC/MS) by Method 8260B 19

Is: Internal Standard Summary 25

Volatile Organic Compounds (GC/MS) by Method 8260B 25

Gl: Glossary of Terms 26

Al: Accreditations & Locations 27

Sc: Sample Chain of Custody 28

## MW-5 L1736410-01 GW

Collected by: MS/SXA | Collected date/time: 05/14/24 12:20 | Received date/time: 05/15/24 09:00

| Method | Batch | Dilution | Preparation date/time | Analysis date/time | Analyst | Location |
|---|---|---|---|---|---|---|
| Gravimetric Analysis by Method 2540 C-2011 | WG2287430 | 1 | 05/16/24 11:34 | 05/16/24 15:32 | JAC | Mt. Juliet, TN |
| Wet Chemistry by Method 9056A | WG2287126 | 1 | 05/16/24 13:36 | 05/16/24 13:36 | DLH | Mt. Juliet, TN |
| Metals (ICP) by Method 6010D | WG2289910 | 1 | 05/22/24 12:56 | 05/23/24 10:33 | JTM | Mt. Juliet, TN |
| Volatile Organic Compounds (GC) by Method RSK175 | WG2287486 | 1 | 05/18/24 09:54 | 05/18/24 09:54 | OK | Mt. Juliet, TN |
| Volatile Organic Compounds (GC/MS) by Method 8260B | WG2288081 | 1 | 05/17/24 11:16 | 05/17/24 11:16 | DYW | Mt. Juliet, TN |

## MW-1 L1736410-02 GW

Collected by: MS/SXA | Collected date/time: 05/14/24 13:20 | Received date/time: 05/15/24 09:00

| Method | Batch | Dilution | Preparation date/time | Analysis date/time | Analyst | Location |
|---|---|---|---|---|---|---|
| Gravimetric Analysis by Method 2540 C-2011 | WG2287425 | 1 | 05/16/24 10:56 | 05/16/24 12:41 | JAC | Mt. Juliet, TN |
| Wet Chemistry by Method 9056A | WG2287126 | 1 | 05/16/24 13:49 | 05/16/24 13:49 | DLH | Mt. Juliet, TN |
| Wet Chemistry by Method 9056A | WG2287126 | 5 | 05/16/24 19:09 | 05/16/24 19:09 | DLH | Mt. Juliet, TN |
| Metals (ICP) by Method 6010D | WG2289913 | 1 | 05/22/24 15:40 | 05/22/24 18:29 | ZSA | Mt. Juliet, TN |
| Volatile Organic Compounds (GC) by Method RSK175 | WG2287486 | 1 | 05/18/24 09:57 | 05/18/24 09:57 | OK | Mt. Juliet, TN |
| Volatile Organic Compounds (GC/MS) by Method 8260B | WG2288081 | 1 | 05/17/24 11:37 | 05/17/24 11:37 | DYW | Mt. Juliet, TN |

## TRIP BLANK L1736410-03 GW

Collected by: MS/SXA | Collected date/time: 05/14/24 00:00 | Received date/time: 05/15/24 09:00

| Method | Batch | Dilution | Preparation date/time | Analysis date/time | Analyst | Location |
|---|---|---|---|---|---|---|
| Volatile Organic Compounds (GC/MS) by Method 8260B | WG2288081 | 1 | 05/17/24 08:11 | 05/17/24 08:11 | DYW | Mt. Juliet, TN |

# CASE NARRATIVE

All sample aliquots were received at the correct temperature, in the proper containers, with the appropriate preservatives, and within method specified holding times, unless qualified or notated within the report. Where applicable, all MDL (LOD) and RDL (LOQ) values reported for environmental samples have been corrected for the dilution factor used in the analysis. All Method and Batch Quality Control are within established criteria except where addressed in this case narrative, a non-conformance form or properly qualified within the sample results. By my digital signature below, I affirm to the best of my knowledge, all problems/anomalies observed by the laboratory as having the potential to affect the quality of the data have been identified by the laboratory, and no information or data have been knowingly withheld that would affect the quality of the data.

Brian Ford
Project Manager

## Gravimetric Analysis by Method 2540 C-2011

| Analyte | Result mg/l | Qualifier | RDL mg/l | Dilution | Analysis date / time | Batch |
|---|---|---|---|---|---|---|
| Dissolved Solids | 367 | | 10.0 | 1 | 05/16/2024 15:32 | WG2287430 |

## Wet Chemistry by Method 9056A

| Analyte | Result mg/l | Qualifier | RDL mg/l | Dilution | Analysis date / time | Batch |
|---|---|---|---|---|---|---|
| Nitrate | 1.97 | | 0.100 | 1 | 05/16/2024 13:36 | WG2287126 |
| Nitrite | ND | | 0.100 | 1 | 05/16/2024 13:36 | WG2287126 |
| Sulfate | 76.4 | | 5.00 | 1 | 05/16/2024 13:36 | WG2287126 |

## Metals (ICP) by Method 6010D

| Analyte | Result mg/l | Qualifier | RDL mg/l | Dilution | Analysis date / time | Batch |
|---|---|---|---|---|---|---|
| Iron | ND | | 0.100 | 1 | 05/23/2024 10:33 | WG2289910 |

## Volatile Organic Compounds (GC) by Method RSK175

| Analyte | Result mg/l | Qualifier | RDL mg/l | Dilution | Analysis date / time | Batch |
|---|---|---|---|---|---|---|
| Methane | ND | | 0.0100 | 1 | 05/18/2024 09:54 | WG2287486 |
| Ethane | ND | | 0.0130 | 1 | 05/18/2024 09:54 | WG2287486 |
| Ethene | ND | | 0.0130 | 1 | 05/18/2024 09:54 | WG2287486 |

## Volatile Organic Compounds (GC/MS) by Method 8260B

| Analyte | Result mg/l | Qualifier | RDL mg/l | Dilution | Analysis date / time | Batch |
|---|---|---|---|---|---|---|
| Acetone | ND | | 0.0500 | 1 | 05/17/2024 11:16 | WG2288081 |
| Acrylonitrile | ND | | 0.0100 | 1 | 05/17/2024 11:16 | WG2288081 |
| Benzene | ND | | 0.00100 | 1 | 05/17/2024 11:16 | WG2288081 |
| Bromobenzene | ND | | 0.00100 | 1 | 05/17/2024 11:16 | WG2288081 |
| Bromochloromethane | ND | | 0.00100 | 1 | 05/17/2024 11:16 | WG2288081 |
| Bromodichloromethane | ND | | 0.00100 | 1 | 05/17/2024 11:16 | WG2288081 |
| Bromoform | ND | | 0.00100 | 1 | 05/17/2024 11:16 | WG2288081 |
| Bromomethane | ND | | 0.00500 | 1 | 05/17/2024 11:16 | WG2288081 |
| n-Butylbenzene | ND | | 0.00100 | 1 | 05/17/2024 11:16 | WG2288081 |
| sec-Butylbenzene | ND | | 0.00100 | 1 | 05/17/2024 11:16 | WG2288081 |
| tert-Butylbenzene | ND | | 0.00100 | 1 | 05/17/2024 11:16 | WG2288081 |
| Carbon tetrachloride | ND | | 0.00100 | 1 | 05/17/2024 11:16 | WG2288081 |
| Carbon disulfide | ND | | 0.00100 | 1 | 05/17/2024 11:16 | WG2288081 |
| Chlorobenzene | ND | | 0.00100 | 1 | 05/17/2024 11:16 | WG2288081 |
| Chlorodibromomethane | ND | | 0.00100 | 1 | 05/17/2024 11:16 | WG2288081 |
| Chloroethane | ND | | 0.00500 | 1 | 05/17/2024 11:16 | WG2288081 |
| Chloroform | ND | | 0.00500 | 1 | 05/17/2024 11:16 | WG2288081 |
| Chloromethane | ND | | 0.00250 | 1 | 05/17/2024 11:16 | WG2288081 |
| 1,2-Dibromo-3-Chloropropane | ND | | 0.00500 | 1 | 05/17/2024 11:16 | WG2288081 |
| 1,2-Dibromoethane | ND | | 0.00100 | 1 | 05/17/2024 11:16 | WG2288081 |
| Dibromomethane | ND | | 0.00100 | 1 | 05/17/2024 11:16 | WG2288081 |
| 1,2-Dichlorobenzene | ND | | 0.00100 | 1 | 05/17/2024 11:16 | WG2288081 |
| 1,3-Dichlorobenzene | ND | | 0.00100 | 1 | 05/17/2024 11:16 | WG2288081 |
| 1,4-Dichlorobenzene | ND | | 0.00100 | 1 | 05/17/2024 11:16 | WG2288081 |
| trans-1,4-Dichloro-2-butene | ND | | 0.00250 | 1 | 05/17/2024 11:16 | WG2288081 |
| Dichlorodifluoromethane | ND | | 0.00500 | 1 | 05/17/2024 11:16 | WG2288081 |
| 1,1-Dichloroethane | ND | | 0.00100 | 1 | 05/17/2024 11:16 | WG2288081 |
| 1,2-Dichloroethane | ND | | 0.00100 | 1 | 05/17/2024 11:16 | WG2288081 |
| 1,1-Dichloroethene | ND | | 0.00100 | 1 | 05/17/2024 11:16 | WG2288081 |
| cis-1,2-Dichloroethene | ND | | 0.00100 | 1 | 05/17/2024 11:16 | WG2288081 |

## Volatile Organic Compounds (GC/MS) by Method 8260B

| Analyte | Result mg/l | Qualifier | RDL mg/l | Dilution | Analysis date / time | Batch |
|---|---|---|---|---|---|---|
| trans-1,2-Dichloroethene | ND | | 0.00100 | 1 | 05/17/2024 11:16 | WG2288081 |
| 1,2-Dichloropropane | ND | | 0.00100 | 1 | 05/17/2024 11:16 | WG2288081 |
| cis-1,3-Dichloropropene | ND | | 0.00100 | 1 | 05/17/2024 11:16 | WG2288081 |
| trans-1,3-Dichloropropene | ND | | 0.00100 | 1 | 05/17/2024 11:16 | WG2288081 |
| Ethylbenzene | ND | | 0.00100 | 1 | 05/17/2024 11:16 | WG2288081 |
| Hexachloro-1,3-butadiene | ND | | 0.00100 | 1 | 05/17/2024 11:16 | WG2288081 |
| 2-Hexanone | ND | | 0.0100 | 1 | 05/17/2024 11:16 | WG2288081 |
| 2-Butanone (MEK) | ND | | 0.0100 | 1 | 05/17/2024 11:16 | WG2288081 |
| Iodomethane | ND | | 0.0100 | 1 | 05/17/2024 11:16 | WG2288081 |
| Methylene Chloride | ND | | 0.00500 | 1 | 05/17/2024 11:16 | WG2288081 |
| 4-Methyl-2-pentanone (MIBK) | ND | | 0.0100 | 1 | 05/17/2024 11:16 | WG2288081 |
| Naphthalene | ND | | 0.00500 | 1 | 05/17/2024 11:16 | WG2288081 |
| n-Propylbenzene | ND | | 0.00100 | 1 | 05/17/2024 11:16 | WG2288081 |
| Styrene | ND | | 0.00100 | 1 | 05/17/2024 11:16 | WG2288081 |
| 1,1,1,2-Tetrachloroethane | ND | | 0.00100 | 1 | 05/17/2024 11:16 | WG2288081 |
| 1,1,2,2-Tetrachloroethane | ND | | 0.00100 | 1 | 05/17/2024 11:16 | WG2288081 |
| 1,1,2-Trichlorotrifluoroethane | ND | | 0.00100 | 1 | 05/17/2024 11:16 | WG2288081 |
| Tetrachloroethene | ND | | 0.00100 | 1 | 05/17/2024 11:16 | WG2288081 |
| Toluene | ND | | 0.00100 | 1 | 05/17/2024 11:16 | WG2288081 |
| 1,2,4-Trichlorobenzene | ND | | 0.00100 | 1 | 05/17/2024 11:16 | WG2288081 |
| 1,1,1-Trichloroethane | ND | | 0.00100 | 1 | 05/17/2024 11:16 | WG2288081 |
| 1,1,2-Trichloroethane | ND | | 0.00100 | 1 | 05/17/2024 11:16 | WG2288081 |
| Trichloroethene | ND | | 0.00100 | 1 | 05/17/2024 11:16 | WG2288081 |
| Trichlorofluoromethane | ND | | 0.00500 | 1 | 05/17/2024 11:16 | WG2288081 |
| 1,2,3-Trichloropropane | ND | | 0.00250 | 1 | 05/17/2024 11:16 | WG2288081 |
| 1,2,4-Trimethylbenzene | ND | | 0.00100 | 1 | 05/17/2024 11:16 | WG2288081 |
| 1,3,5-Trimethylbenzene | ND | | 0.00100 | 1 | 05/17/2024 11:16 | WG2288081 |
| Vinyl acetate | ND | R7 | 0.0100 | 1 | 05/17/2024 11:16 | WG2288081 |
| Vinyl chloride | ND | | 0.00100 | 1 | 05/17/2024 11:16 | WG2288081 |
| Xylenes, Total | ND | | 0.00300 | 1 | 05/17/2024 11:16 | WG2288081 |
| Di-isopropyl ether | ND | | 0.00100 | 1 | 05/17/2024 11:16 | WG2288081 |
| Ethanol | ND | R5 | 0.100 | 1 | 05/17/2024 11:16 | WG2288081 |
| Ethyl tert-butyl ether | ND | | 0.00100 | 1 | 05/17/2024 11:16 | WG2288081 |
| Methyl tert-butyl ether | ND | | 0.00100 | 1 | 05/17/2024 11:16 | WG2288081 |
| tert-Butyl alcohol | ND | | 0.00500 | 1 | 05/17/2024 11:16 | WG2288081 |
| tert-Amyl Methyl Ether | ND | | 0.00100 | 1 | 05/17/2024 11:16 | WG2288081 |
| *(S) Toluene-d8* | *106* | | *80.0-120* | | *05/17/2024 11:16* | WG2288081 |
| *(S) 4-Bromofluorobenzene* | *105* | | *77.0-126* | | *05/17/2024 11:16* | WG2288081 |
| *(S) 1,2-Dichloroethane-d4* | *102* | | *70.0-130* | | *05/17/2024 11:16* | WG2288081 |

## Gravimetric Analysis by Method 2540 C-2011

| Analyte | Result mg/l | Qualifier | RDL mg/l | Dilution | Analysis date / time | Batch |
|---|---|---|---|---|---|---|
| Dissolved Solids | 783 | | 13.3 | 1 | 05/16/2024 12:41 | WG2287425 |

## Wet Chemistry by Method 9056A

| Analyte | Result mg/l | Qualifier | RDL mg/l | Dilution | Analysis date / time | Batch |
|---|---|---|---|---|---|---|
| Nitrate | 1.84 | | 0.100 | 1 | 05/16/2024 13:49 | WG2287126 |
| Nitrite | ND | | 0.100 | 1 | 05/16/2024 13:49 | WG2287126 |
| Sulfate | 230 | | 25.0 | 5 | 05/16/2024 19:09 | WG2287126 |

## Metals (ICP) by Method 6010D

| Analyte | Result mg/l | Qualifier | RDL mg/l | Dilution | Analysis date / time | Batch |
|---|---|---|---|---|---|---|
| Iron | 0.520 | | 0.100 | 1 | 05/22/2024 18:29 | WG2289913 |

## Volatile Organic Compounds (GC) by Method RSK175

| Analyte | Result mg/l | Qualifier | RDL mg/l | Dilution | Analysis date / time | Batch |
|---|---|---|---|---|---|---|
| Methane | ND | | 0.0100 | 1 | 05/18/2024 09:57 | WG2287486 |
| Ethane | ND | | 0.0130 | 1 | 05/18/2024 09:57 | WG2287486 |
| Ethene | ND | | 0.0130 | 1 | 05/18/2024 09:57 | WG2287486 |

## Volatile Organic Compounds (GC/MS) by Method 8260B

| Analyte | Result mg/l | Qualifier | RDL mg/l | Dilution | Analysis date / time | Batch |
|---|---|---|---|---|---|---|
| Acetone | ND | | 0.0500 | 1 | 05/17/2024 11:37 | WG2288081 |
| Acrylonitrile | ND | | 0.0100 | 1 | 05/17/2024 11:37 | WG2288081 |
| Benzene | ND | | 0.00100 | 1 | 05/17/2024 11:37 | WG2288081 |
| Bromobenzene | ND | | 0.00100 | 1 | 05/17/2024 11:37 | WG2288081 |
| Bromochloromethane | ND | | 0.00100 | 1 | 05/17/2024 11:37 | WG2288081 |
| Bromodichloromethane | ND | | 0.00100 | 1 | 05/17/2024 11:37 | WG2288081 |
| Bromoform | ND | | 0.00100 | 1 | 05/17/2024 11:37 | WG2288081 |
| Bromomethane | ND | | 0.00500 | 1 | 05/17/2024 11:37 | WG2288081 |
| n-Butylbenzene | ND | | 0.00100 | 1 | 05/17/2024 11:37 | WG2288081 |
| sec-Butylbenzene | ND | | 0.00100 | 1 | 05/17/2024 11:37 | WG2288081 |
| tert-Butylbenzene | ND | | 0.00100 | 1 | 05/17/2024 11:37 | WG2288081 |
| Carbon tetrachloride | ND | | 0.00100 | 1 | 05/17/2024 11:37 | WG2288081 |
| Carbon disulfide | ND | | 0.00100 | 1 | 05/17/2024 11:37 | WG2288081 |
| Chlorobenzene | ND | | 0.00100 | 1 | 05/17/2024 11:37 | WG2288081 |
| Chlorodibromomethane | ND | | 0.00100 | 1 | 05/17/2024 11:37 | WG2288081 |
| Chloroethane | ND | | 0.00500 | 1 | 05/17/2024 11:37 | WG2288081 |
| Chloroform | ND | | 0.00500 | 1 | 05/17/2024 11:37 | WG2288081 |
| Chloromethane | ND | | 0.00250 | 1 | 05/17/2024 11:37 | WG2288081 |
| 1,2-Dibromo-3-Chloropropane | ND | | 0.00500 | 1 | 05/17/2024 11:37 | WG2288081 |
| 1,2-Dibromoethane | ND | | 0.00100 | 1 | 05/17/2024 11:37 | WG2288081 |
| Dibromomethane | ND | | 0.00100 | 1 | 05/17/2024 11:37 | WG2288081 |
| 1,2-Dichlorobenzene | ND | | 0.00100 | 1 | 05/17/2024 11:37 | WG2288081 |
| 1,3-Dichlorobenzene | ND | | 0.00100 | 1 | 05/17/2024 11:37 | WG2288081 |
| 1,4-Dichlorobenzene | ND | | 0.00100 | 1 | 05/17/2024 11:37 | WG2288081 |
| trans-1,4-Dichloro-2-butene | ND | | 0.00250 | 1 | 05/17/2024 11:37 | WG2288081 |
| Dichlorodifluoromethane | ND | | 0.00500 | 1 | 05/17/2024 11:37 | WG2288081 |
| 1,1-Dichloroethane | ND | | 0.00100 | 1 | 05/17/2024 11:37 | WG2288081 |
| 1,2-Dichloroethane | ND | | 0.00100 | 1 | 05/17/2024 11:37 | WG2288081 |
| 1,1-Dichloroethene | ND | | 0.00100 | 1 | 05/17/2024 11:37 | WG2288081 |
| cis-1,2-Dichloroethene | ND | | 0.00100 | 1 | 05/17/2024 11:37 | WG2288081 |

## Volatile Organic Compounds (GC/MS) by Method 8260B

| Analyte | Result mg/l | Qualifier | RDL mg/l | Dilution | Analysis date / time | Batch |
|---|---|---|---|---|---|---|
| trans-1,2-Dichloroethene | ND | | 0.00100 | 1 | 05/17/2024 11:37 | WG2288081 |
| 1,2-Dichloropropane | ND | | 0.00100 | 1 | 05/17/2024 11:37 | WG2288081 |
| cis-1,3-Dichloropropene | ND | | 0.00100 | 1 | 05/17/2024 11:37 | WG2288081 |
| trans-1,3-Dichloropropene | ND | | 0.00100 | 1 | 05/17/2024 11:37 | WG2288081 |
| Ethylbenzene | ND | | 0.00100 | 1 | 05/17/2024 11:37 | WG2288081 |
| Hexachloro-1,3-butadiene | ND | | 0.00100 | 1 | 05/17/2024 11:37 | WG2288081 |
| 2-Hexanone | ND | | 0.0100 | 1 | 05/17/2024 11:37 | WG2288081 |
| 2-Butanone (MEK) | ND | | 0.0100 | 1 | 05/17/2024 11:37 | WG2288081 |
| Iodomethane | ND | | 0.0100 | 1 | 05/17/2024 11:37 | WG2288081 |
| Methylene Chloride | ND | | 0.00500 | 1 | 05/17/2024 11:37 | WG2288081 |
| 4-Methyl-2-pentanone (MIBK) | ND | | 0.0100 | 1 | 05/17/2024 11:37 | WG2288081 |
| Naphthalene | ND | | 0.00500 | 1 | 05/17/2024 11:37 | WG2288081 |
| n-Propylbenzene | ND | | 0.00100 | 1 | 05/17/2024 11:37 | WG2288081 |
| Styrene | ND | | 0.00100 | 1 | 05/17/2024 11:37 | WG2288081 |
| 1,1,1,2-Tetrachloroethane | ND | | 0.00100 | 1 | 05/17/2024 11:37 | WG2288081 |
| 1,1,2,2-Tetrachloroethane | ND | | 0.00100 | 1 | 05/17/2024 11:37 | WG2288081 |
| 1,1,2-Trichlorotrifluoroethane | ND | | 0.00100 | 1 | 05/17/2024 11:37 | WG2288081 |
| Tetrachloroethene | ND | | 0.00100 | 1 | 05/17/2024 11:37 | WG2288081 |
| Toluene | ND | | 0.00100 | 1 | 05/17/2024 11:37 | WG2288081 |
| 1,2,4-Trichlorobenzene | ND | | 0.00100 | 1 | 05/17/2024 11:37 | WG2288081 |
| 1,1,1-Trichloroethane | ND | | 0.00100 | 1 | 05/17/2024 11:37 | WG2288081 |
| 1,1,2-Trichloroethane | ND | | 0.00100 | 1 | 05/17/2024 11:37 | WG2288081 |
| Trichloroethene | ND | | 0.00100 | 1 | 05/17/2024 11:37 | WG2288081 |
| Trichlorofluoromethane | ND | | 0.00500 | 1 | 05/17/2024 11:37 | WG2288081 |
| 1,2,3-Trichloropropane | ND | | 0.00250 | 1 | 05/17/2024 11:37 | WG2288081 |
| 1,2,4-Trimethylbenzene | ND | | 0.00100 | 1 | 05/17/2024 11:37 | WG2288081 |
| 1,3,5-Trimethylbenzene | ND | | 0.00100 | 1 | 05/17/2024 11:37 | WG2288081 |
| Vinyl acetate | ND | R7 | 0.0100 | 1 | 05/17/2024 11:37 | WG2288081 |
| Vinyl chloride | ND | | 0.00100 | 1 | 05/17/2024 11:37 | WG2288081 |
| Xylenes, Total | ND | | 0.00300 | 1 | 05/17/2024 11:37 | WG2288081 |
| Di-isopropyl ether | ND | | 0.00100 | 1 | 05/17/2024 11:37 | WG2288081 |
| Ethanol | ND | R5 | 0.100 | 1 | 05/17/2024 11:37 | WG2288081 |
| Ethyl tert-butyl ether | ND | | 0.00100 | 1 | 05/17/2024 11:37 | WG2288081 |
| Methyl tert-butyl ether | 0.00120 | | 0.00100 | 1 | 05/17/2024 11:37 | WG2288081 |
| tert-Butyl alcohol | ND | | 0.00500 | 1 | 05/17/2024 11:37 | WG2288081 |
| tert-Amyl Methyl Ether | ND | | 0.00100 | 1 | 05/17/2024 11:37 | WG2288081 |
| *(S) Toluene-d8* | *106* | | *80.0-120* | | *05/17/2024 11:37* | WG2288081 |
| *(S) 4-Bromofluorobenzene* | *102* | | *77.0-126* | | *05/17/2024 11:37* | WG2288081 |
| *(S) 1,2-Dichloroethane-d4* | *104* | | *70.0-130* | | *05/17/2024 11:37* | WG2288081 |

## Volatile Organic Compounds (GC/MS) by Method 8260B

| Analyte | Result mg/l | Qualifier | RDL mg/l | Dilution | Analysis date / time | Batch |
|---|---|---|---|---|---|---|
| Acetone | ND | | 0.0500 | 1 | 05/17/2024 08:11 | WG2288081 |
| Acrylonitrile | ND | | 0.0100 | 1 | 05/17/2024 08:11 | WG2288081 |
| Benzene | ND | | 0.00100 | 1 | 05/17/2024 08:11 | WG2288081 |
| Bromobenzene | ND | | 0.00100 | 1 | 05/17/2024 08:11 | WG2288081 |
| Bromochloromethane | ND | | 0.00100 | 1 | 05/17/2024 08:11 | WG2288081 |
| Bromodichloromethane | ND | | 0.00100 | 1 | 05/17/2024 08:11 | WG2288081 |
| Bromoform | ND | | 0.00100 | 1 | 05/17/2024 08:11 | WG2288081 |
| Bromomethane | ND | | 0.00500 | 1 | 05/17/2024 08:11 | WG2288081 |
| n-Butylbenzene | ND | | 0.00100 | 1 | 05/17/2024 08:11 | WG2288081 |
| sec-Butylbenzene | ND | | 0.00100 | 1 | 05/17/2024 08:11 | WG2288081 |
| tert-Butylbenzene | ND | | 0.00100 | 1 | 05/17/2024 08:11 | WG2288081 |
| Carbon tetrachloride | ND | | 0.00100 | 1 | 05/17/2024 08:11 | WG2288081 |
| Carbon disulfide | ND | | 0.00100 | 1 | 05/17/2024 08:11 | WG2288081 |
| Chlorobenzene | ND | | 0.00100 | 1 | 05/17/2024 08:11 | WG2288081 |
| Chlorodibromomethane | ND | | 0.00100 | 1 | 05/17/2024 08:11 | WG2288081 |
| Chloroethane | ND | | 0.00500 | 1 | 05/17/2024 08:11 | WG2288081 |
| Chloroform | ND | | 0.00500 | 1 | 05/17/2024 08:11 | WG2288081 |
| Chloromethane | ND | | 0.00250 | 1 | 05/17/2024 08:11 | WG2288081 |
| 1,2-Dibromo-3-Chloropropane | ND | | 0.00500 | 1 | 05/17/2024 08:11 | WG2288081 |
| 1,2-Dibromoethane | ND | | 0.00100 | 1 | 05/17/2024 08:11 | WG2288081 |
| Dibromomethane | ND | | 0.00100 | 1 | 05/17/2024 08:11 | WG2288081 |
| 1,2-Dichlorobenzene | ND | | 0.00100 | 1 | 05/17/2024 08:11 | WG2288081 |
| 1,3-Dichlorobenzene | ND | | 0.00100 | 1 | 05/17/2024 08:11 | WG2288081 |
| 1,4-Dichlorobenzene | ND | | 0.00100 | 1 | 05/17/2024 08:11 | WG2288081 |
| trans-1,4-Dichloro-2-butene | ND | | 0.00250 | 1 | 05/17/2024 08:11 | WG2288081 |
| Dichlorodifluoromethane | ND | | 0.00500 | 1 | 05/17/2024 08:11 | WG2288081 |
| 1,1-Dichloroethane | ND | | 0.00100 | 1 | 05/17/2024 08:11 | WG2288081 |
| 1,2-Dichloroethane | ND | | 0.00100 | 1 | 05/17/2024 08:11 | WG2288081 |
| 1,1-Dichloroethene | ND | | 0.00100 | 1 | 05/17/2024 08:11 | WG2288081 |
| cis-1,2-Dichloroethene | ND | | 0.00100 | 1 | 05/17/2024 08:11 | WG2288081 |
| trans-1,2-Dichloroethene | ND | | 0.00100 | 1 | 05/17/2024 08:11 | WG2288081 |
| 1,2-Dichloropropane | ND | | 0.00100 | 1 | 05/17/2024 08:11 | WG2288081 |
| cis-1,3-Dichloropropene | ND | | 0.00100 | 1 | 05/17/2024 08:11 | WG2288081 |
| trans-1,3-Dichloropropene | ND | | 0.00100 | 1 | 05/17/2024 08:11 | WG2288081 |
| Ethylbenzene | ND | | 0.00100 | 1 | 05/17/2024 08:11 | WG2288081 |
| Hexachloro-1,3-butadiene | ND | | 0.00100 | 1 | 05/17/2024 08:11 | WG2288081 |
| 2-Hexanone | ND | | 0.0100 | 1 | 05/17/2024 08:11 | WG2288081 |
| 2-Butanone (MEK) | ND | | 0.0100 | 1 | 05/17/2024 08:11 | WG2288081 |
| Iodomethane | ND | | 0.0100 | 1 | 05/17/2024 08:11 | WG2288081 |
| Methylene Chloride | ND | | 0.00500 | 1 | 05/17/2024 08:11 | WG2288081 |
| 4-Methyl-2-pentanone (MIBK) | ND | | 0.0100 | 1 | 05/17/2024 08:11 | WG2288081 |
| Naphthalene | ND | | 0.00500 | 1 | 05/17/2024 08:11 | WG2288081 |
| n-Propylbenzene | ND | | 0.00100 | 1 | 05/17/2024 08:11 | WG2288081 |
| Styrene | ND | | 0.00100 | 1 | 05/17/2024 08:11 | WG2288081 |
| 1,1,1,2-Tetrachloroethane | ND | | 0.00100 | 1 | 05/17/2024 08:11 | WG2288081 |
| 1,1,2,2-Tetrachloroethane | ND | | 0.00100 | 1 | 05/17/2024 08:11 | WG2288081 |
| 1,1,2-Trichlorotrifluoroethane | ND | | 0.00100 | 1 | 05/17/2024 08:11 | WG2288081 |
| Tetrachloroethene | ND | | 0.00100 | 1 | 05/17/2024 08:11 | WG2288081 |
| Toluene | ND | | 0.00100 | 1 | 05/17/2024 08:11 | WG2288081 |
| 1,2,4-Trichlorobenzene | ND | | 0.00100 | 1 | 05/17/2024 08:11 | WG2288081 |
| 1,1,1-Trichloroethane | ND | | 0.00100 | 1 | 05/17/2024 08:11 | WG2288081 |
| 1,1,2-Trichloroethane | ND | | 0.00100 | 1 | 05/17/2024 08:11 | WG2288081 |
| Trichloroethene | ND | | 0.00100 | 1 | 05/17/2024 08:11 | WG2288081 |
| Trichlorofluoromethane | ND | | 0.00500 | 1 | 05/17/2024 08:11 | WG2288081 |
| 1,2,3-Trichloropropane | ND | | 0.00250 | 1 | 05/17/2024 08:11 | WG2288081 |
| 1,2,4-Trimethylbenzene | ND | | 0.00100 | 1 | 05/17/2024 08:11 | WG2288081 |

## Volatile Organic Compounds (GC/MS) by Method 8260B

| Analyte | Result mg/l | Qualifier | RDL mg/l | Dilution | Analysis date / time | Batch |
|---|---|---|---|---|---|---|
| 1,3,5-Trimethylbenzene | ND | | 0.00100 | 1 | 05/17/2024 08:11 | WG2288081 |
| Vinyl acetate | ND | R7 | 0.0100 | 1 | 05/17/2024 08:11 | WG2288081 |
| Vinyl chloride | ND | | 0.00100 | 1 | 05/17/2024 08:11 | WG2288081 |
| Xylenes, Total | ND | | 0.00300 | 1 | 05/17/2024 08:11 | WG2288081 |
| Di-isopropyl ether | ND | | 0.00100 | 1 | 05/17/2024 08:11 | WG2288081 |
| Ethanol | ND | R5 | 0.100 | 1 | 05/17/2024 08:11 | WG2288081 |
| Ethyl tert-butyl ether | ND | | 0.00100 | 1 | 05/17/2024 08:11 | WG2288081 |
| Methyl tert-butyl ether | ND | | 0.00100 | 1 | 05/17/2024 08:11 | WG2288081 |
| tert-Butyl alcohol | ND | | 0.00500 | 1 | 05/17/2024 08:11 | WG2288081 |
| tert-Amyl Methyl Ether | ND | | 0.00100 | 1 | 05/17/2024 08:11 | WG2288081 |
| *(S) Toluene-d8* | *107* | | *80.0-120* | | *05/17/2024 08:11* | WG2288081 |
| *(S) 4-Bromofluorobenzene* | *105* | | *77.0-126* | | *05/17/2024 08:11* | WG2288081 |
| *(S) 1,2-Dichloroethane-d4* | *102* | | *70.0-130* | | *05/17/2024 08:11* | WG2288081 |

## Method Blank (MB)

(MB) R4071460-1 05/16/24 12:41

| Analyte | MB Result mg/l | MB Qualifier | MB MDL mg/l | MB RDL mg/l |
|---|---|---|---|---|
| Dissolved Solids | U | | 10.0 | 10.0 |

## L1736155-03 Original Sample (OS) • Duplicate (DUP)

(OS) L1736155-03 05/16/24 12:41 • (DUP) R4071460-3 05/16/24 12:41

| Analyte | Original Result mg/l | DUP Result mg/l | Dilution | DUP RPD % | DUP Qualifier | DUP RPD Limits % |
|---|---|---|---|---|---|---|
| Dissolved Solids | 759 | 793 | 1 | 4.47 | | 10 |

## L1736394-01 Original Sample (OS) • Duplicate (DUP)

(OS) L1736394-01 05/16/24 12:41 • (DUP) R4071460-4 05/16/24 12:41

| Analyte | Original Result mg/l | DUP Result mg/l | Dilution | DUP RPD % | DUP Qualifier | DUP RPD Limits % |
|---|---|---|---|---|---|---|
| Dissolved Solids | 601 | 627 | 1 | 4.23 | | 10 |

## Laboratory Control Sample (LCS)

(LCS) R4071460-2 05/16/24 12:41

| Analyte | Spike Amount mg/l | LCS Result mg/l | LCS Rec. % | Rec. Limits % | LCS Qualifier |
|---|---|---|---|---|---|
| Dissolved Solids | 8800 | 8400 | 95.5 | 85.0-115 | |

## Method Blank (MB)

(MB) R4071448-1 05/16/24 15:32

| Analyte | MB Result mg/l | MB Qualifier | MB MDL mg/l | MB RDL mg/l |
|---|---|---|---|---|
| Dissolved Solids | U | | 10.0 | 10.0 |

## L1736137-01 Original Sample (OS) • Duplicate (DUP)

(OS) L1736137-01 05/16/24 15:32 • (DUP) R4071448-3 05/16/24 15:32

| Analyte | Original Result mg/l | DUP Result mg/l | Dilution | DUP RPD % | DUP Qualifier | DUP RPD Limits % |
|---|---|---|---|---|---|---|
| Dissolved Solids | 335 | 348 | 1 | 3.81 | | 10 |

## L1736155-01 Original Sample (OS) • Duplicate (DUP)

(OS) L1736155-01 05/16/24 15:32 • (DUP) R4071448-4 05/16/24 15:32

| Analyte | Original Result mg/l | DUP Result mg/l | Dilution | DUP RPD % | DUP Qualifier | DUP RPD Limits % |
|---|---|---|---|---|---|---|
| Dissolved Solids | 757 | 777 | 1 | 2.61 | | 10 |

## Laboratory Control Sample (LCS)

(LCS) R4071448-2 05/16/24 15:32

| Analyte | Spike Amount mg/l | LCS Result mg/l | LCS Rec. % | Rec. Limits % | LCS Qualifier |
|---|---|---|---|---|---|
| Dissolved Solids | 8800 | 8480 | 96.4 | 85.0-115 | |

## Method Blank (MB)

(MB) R4072755-1 05/16/24 10:40

| Analyte | MB Result mg/l | MB Qualifier | MB MDL mg/l | MB RDL mg/l |
|---|---|---|---|---|
| Nitrate | U | | 0.0480 | 0.100 |
| Nitrite | U | | 0.0420 | 0.100 |
| Sulfate | U | | 0.594 | 5.00 |

## L1736364-05 Original Sample (OS) • Duplicate (DUP)

(OS) L1736364-05 05/16/24 12:32 • (DUP) R4072755-3 05/16/24 16:10

| Analyte | Original Result mg/l | DUP Result mg/l | Dilution | DUP RPD % | DUP Qualifier | DUP RPD Limits % |
|---|---|---|---|---|---|---|
| Nitrate | 0.364 | 0.525 | 1 | 36.2 | R8 | 15 |
| Nitrite | ND | ND | 1 | 4.82 | | 15 |
| Sulfate | ND | ND | 1 | 2.03 | | 15 |

## L1736364-13 Original Sample (OS) • Duplicate (DUP)

(OS) L1736364-13 05/16/24 15:06 • (DUP) R4072755-6 05/16/24 18:18

| Analyte | Original Result mg/l | DUP Result mg/l | Dilution | DUP RPD % | DUP Qualifier | DUP RPD Limits % |
|---|---|---|---|---|---|---|
| Nitrite | ND | ND | 1 | 0.000 | | 15 |
| Sulfate | ND | ND | 1 | 4.32 | | 15 |

## Laboratory Control Sample (LCS)

(LCS) R4072755-2 05/16/24 10:53

| Analyte | Spike Amount mg/l | LCS Result mg/l | LCS Rec. % | Rec. Limits % | LCS Qualifier |
|---|---|---|---|---|---|
| Nitrate | 8.00 | 7.66 | 95.8 | 80.0-120 | |
| Nitrite | 8.00 | 8.37 | 105 | 80.0-120 | |
| Sulfate | 40.0 | 40.9 | 102 | 80.0-120 | |

## L1736364-05 Original Sample (OS) • Matrix Spike (MS) • Matrix Spike Duplicate (MSD)

(OS) L1736364-05 05/16/24 12:32 • (MS) R4072755-4 05/16/24 16:23 • (MSD) R4072755-5 05/16/24 16:36

| Analyte | Spike Amount mg/l | Original Result mg/l | MS Result mg/l | MSD Result mg/l | MS Rec. % | MSD Rec. % | Dilution | Rec. Limits % | MS Qualifier | MSD Qualifier | RPD % | RPD Limits % |
|---|---|---|---|---|---|---|---|---|---|---|---|---|
| Nitrate | 8.00 | 0.364 | 8.95 | 8.95 | 107 | 107 | 1 | 80.0-120 | | | 0.0246 | 15 |
| Nitrite | 8.00 | ND | 8.54 | 8.40 | 106 | 104 | 1 | 80.0-120 | | | 1.63 | 15 |

## L1736364-05 Original Sample (OS) • Matrix Spike (MS) • Matrix Spike Duplicate (MSD)

(OS) L1736364-05 05/16/24 12:32 • (MS) R4072755-4 05/16/24 16:23 • (MSD) R4072755-5 05/16/24 16:36

| Analyte | Spike Amount mg/l | Original Result mg/l | MS Result mg/l | MSD Result mg/l | MS Rec. % | MSD Rec. % | Dilution | Rec. Limits % | MS Qualifier | MSD Qualifier | RPD % | RPD Limits % |
|---|---|---|---|---|---|---|---|---|---|---|---|---|
| Sulfate | 40.0 | ND | 46.0 | 45.4 | 108 | 107 | 1 | 80.0-120 | | | 1.30 | 15 |

## L1736364-13 Original Sample (OS) • Matrix Spike (MS)

(OS) L1736364-13 05/16/24 15:06 • (MS) R4072755-7 05/16/24 18:31

| Analyte | Spike Amount mg/l | Original Result mg/l | MS Result mg/l | MS Rec. % | Dilution | Rec. Limits % | MS Qualifier |
|---|---|---|---|---|---|---|---|
| Nitrite | 8.00 | ND | 8.42 | 105 | 1 | 80.0-120 | |
| Sulfate | 40.0 | ND | 45.6 | 108 | 1 | 80.0-120 | |

## Method Blank (MB)

(MB) R4073227-1 05/23/24 08:57

| Analyte | MB Result mg/l | MB Qualifier | MB MDL mg/l | MB RDL mg/l |
|---|---|---|---|---|
| Iron | U | | 0.0180 | 0.100 |

## Laboratory Control Sample (LCS)

(LCS) R4073227-2 05/23/24 09:00

| Analyte | Spike Amount mg/l | LCS Result mg/l | LCS Rec. % | Rec. Limits % | LCS Qualifier |
|---|---|---|---|---|---|
| Iron | 10.0 | 10.3 | 103 | 80.0-120 | |

## L1736398-01 Original Sample (OS) • Matrix Spike (MS) • Matrix Spike Duplicate (MSD)

(OS) L1736398-01 05/23/24 09:04 • (MS) R4073227-4 05/23/24 09:11 • (MSD) R4073227-5 05/23/24 09:14

| Analyte | Spike Amount mg/l | Original Result mg/l | MS Result mg/l | MSD Result mg/l | MS Rec. % | MSD Rec. % | Dilution | Rec. Limits % | MS Qualifier | MSD Qualifier | RPD % | RPD Limits % |
|---|---|---|---|---|---|---|---|---|---|---|---|---|
| Iron | 10.0 | ND | 9.84 | 10.0 | 98.4 | 100 | 1 | 75.0-125 | | | 1.82 | 20 |

## Method Blank (MB)

(MB) R4072938-1 05/22/24 18:18

| Analyte | MB Result mg/l | MB Qualifier | MB MDL mg/l | MB RDL mg/l |
|---|---|---|---|---|
| Iron | 0.0305 | E4 | 0.0180 | 0.100 |

## Laboratory Control Sample (LCS)

(LCS) R4072938-2 05/22/24 18:20

| Analyte | Spike Amount mg/l | LCS Result mg/l | LCS Rec. % | Rec. Limits % | LCS Qualifier |
|---|---|---|---|---|---|
| Iron | 10.0 | 10.2 | 102 | 80.0-120 | |

## L1736508-05 Original Sample (OS) • Matrix Spike (MS) • Matrix Spike Duplicate (MSD)

(OS) L1736508-05 05/22/24 18:22 • (MS) R4072938-4 05/22/24 18:25 • (MSD) R4072938-5 05/22/24 18:27

| Analyte | Spike Amount mg/l | Original Result mg/l | MS Result mg/l | MSD Result mg/l | MS Rec. % | MSD Rec. % | Dilution | Rec. Limits % | MS Qualifier | MSD Qualifier | RPD % | RPD Limits % |
|---|---|---|---|---|---|---|---|---|---|---|---|---|
| Iron | 10.0 | 0.915 | 11.4 | 12.3 | 104 | 114 | 1 | 75.0-125 | | | 7.70 | 20 |

## Method Blank (MB)

(MB) R4071251-2 05/18/24 08:26

| Analyte | MB Result mg/l | MB Qualifier | MB MDL mg/l | MB RDL mg/l |
|---|---|---|---|---|
| Methane | U | | 0.00291 | 0.0100 |
| Ethane | U | | 0.00407 | 0.0130 |
| Ethene | U | | 0.00426 | 0.0130 |

## L1736398-02 Original Sample (OS) • Duplicate (DUP)

(OS) L1736398-02 05/18/24 09:25 • (DUP) R4071251-3 05/18/24 10:12

| Analyte | Original Result mg/l | DUP Result mg/l | Dilution | DUP RPD % | DUP Qualifier | DUP RPD Limits % |
|---|---|---|---|---|---|---|
| Methane | ND | ND | 1 | 0.000 | | 20 |
| Ethane | ND | ND | 1 | 0.000 | | 20 |
| Ethene | ND | ND | 1 | 0.000 | | 20 |

## L1736419-08 Original Sample (OS) • Duplicate (DUP)

(OS) L1736419-08 05/18/24 10:38 • (DUP) R4071251-4 05/18/24 10:56

| Analyte | Original Result mg/l | DUP Result mg/l | Dilution | DUP RPD % | DUP Qualifier | DUP RPD Limits % |
|---|---|---|---|---|---|---|
| Methane | ND | ND | 1 | 0.000 | | 20 |
| Ethane | ND | ND | 1 | 0.000 | | 20 |
| Ethene | ND | ND | 1 | 0.000 | | 20 |

## Laboratory Control Sample (LCS) • Laboratory Control Sample Duplicate (LCSD)

(LCS) R4071251-1 05/18/24 08:17 • (LCSD) R4071251-9 05/18/24 11:34

| Analyte | Spike Amount mg/l | LCS Result mg/l | LCSD Result mg/l | LCS Rec. % | LCSD Rec. % | Rec. Limits % | LCS Qualifier | LCSD Qualifier | RPD % | RPD Limits % |
|---|---|---|---|---|---|---|---|---|---|---|
| Methane | 0.0678 | 0.0641 | 0.0632 | 94.5 | 93.2 | 85.0-115 | | | 1.41 | 20 |
| Ethane | 0.129 | 0.118 | 0.114 | 91.5 | 88.4 | 85.0-115 | | | 3.45 | 20 |
| Ethene | 0.127 | 0.118 | 0.115 | 92.9 | 90.6 | 85.0-115 | | | 2.58 | 20 |

## L1736398-01 Original Sample (OS) • Matrix Spike (MS) • Matrix Spike Duplicate (MSD)

(OS) L1736398-01 05/18/24 09:15 • (MS) R4071251-5 05/18/24 10:59 • (MSD) R4071251-6 05/18/24 11:16

| Analyte | Spike Amount mg/l | Original Result mg/l | MS Result mg/l | MSD Result mg/l | MS Rec. % | MSD Rec. % | Dilution | Rec. Limits % | MS Qualifier | MSD Qualifier | RPD % | RPD Limits % |
|---|---|---|---|---|---|---|---|---|---|---|---|---|
| Methane | 0.0678 | ND | 0.0551 | 0.0602 | 81.3 | 88.8 | 1 | 50.0-150 | | | 8.85 | 20 |
| Ethane | 0.129 | ND | 0.0993 | 0.104 | 77.0 | 80.6 | 1 | 50.0-150 | | | 4.62 | 20 |
| Ethene | 0.127 | ND | 0.0955 | 0.102 | 75.2 | 80.3 | 1 | 50.0-150 | | | 6.58 | 20 |

## L1736419-04 Original Sample (OS) • Matrix Spike (MS) • Matrix Spike Duplicate (MSD)

(OS) L1736419-04 05/18/24 10:24 • (MS) R4071251-7 05/18/24 11:25 • (MSD) R4071251-8 05/18/24 11:30

| Analyte | Spike Amount mg/l | Original Result mg/l | MS Result mg/l | MSD Result mg/l | MS Rec. % | MSD Rec. % | Dilution | Rec. Limits % | MS Qualifier | MSD Qualifier | RPD % | RPD Limits % |
|---|---|---|---|---|---|---|---|---|---|---|---|---|
| Methane | 0.0678 | 0.276 | 0.364 | 0.377 | 130 | 149 | 1 | 50.0-150 | | | 3.51 | 20 |
| Ethane | 0.129 | ND | 0.0998 | 0.101 | 77.4 | 78.3 | 1 | 50.0-150 | | | 1.20 | 20 |
| Ethene | 0.127 | ND | 0.0967 | 0.0974 | 76.1 | 76.7 | 1 | 50.0-150 | | | 0.721 | 20 |

## Method Blank (MB)

(MB) R4071579-3 05/17/24 07:30

| Analyte | MB Result mg/l | MB Qualifier | MB MDL mg/l | MB RDL mg/l |
|---|---|---|---|---|
| Acetone | U | | 0.0113 | 0.0500 |
| Acrylonitrile | U | | 0.000671 | 0.0100 |
| Benzene | U | | 0.0000941 | 0.00100 |
| Bromobenzene | U | | 0.000118 | 0.00100 |
| Bromochloromethane | U | | 0.000128 | 0.00100 |
| Bromodichloromethane | U | | 0.000136 | 0.00100 |
| Bromoform | U | | 0.000129 | 0.00100 |
| Bromomethane | U | | 0.000605 | 0.00500 |
| n-Butylbenzene | U | | 0.000157 | 0.00100 |
| sec-Butylbenzene | U | | 0.000125 | 0.00100 |
| tert-Butylbenzene | U | | 0.000127 | 0.00100 |
| Carbon tetrachloride | U | | 0.000128 | 0.00100 |
| Carbon disulfide | U | | 0.0000962 | 0.00100 |
| Chlorobenzene | U | | 0.000116 | 0.00100 |
| Chlorodibromomethane | U | | 0.000140 | 0.00100 |
| Chloroethane | U | | 0.000192 | 0.00500 |
| Chloroform | U | | 0.000111 | 0.00500 |
| Chloromethane | U | | 0.000960 | 0.00250 |
| 1,2-Dibromo-3-Chloropropane | U | | 0.000276 | 0.00500 |
| 1,2-Dibromoethane | U | | 0.000126 | 0.00100 |
| Dibromomethane | U | | 0.000122 | 0.00100 |
| 1,2-Dichlorobenzene | U | | 0.000107 | 0.00100 |
| 1,3-Dichlorobenzene | U | | 0.000110 | 0.00100 |
| 1,4-Dichlorobenzene | U | | 0.000120 | 0.00100 |
| trans-1,4-Dichloro-2-butene | U | | 0.000467 | 0.00250 |
| Dichlorodifluoromethane | U | | 0.000374 | 0.00500 |
| 1,1-Dichloroethane | U | | 0.000100 | 0.00100 |
| 1,2-Dichloroethane | U | | 0.0000819 | 0.00100 |
| 1,1-Dichloroethene | U | | 0.000188 | 0.00100 |
| cis-1,2-Dichloroethene | U | | 0.000126 | 0.00100 |
| trans-1,2-Dichloroethene | U | | 0.000149 | 0.00100 |
| 1,2-Dichloropropane | U | | 0.000149 | 0.00100 |
| cis-1,3-Dichloropropene | U | | 0.000111 | 0.00100 |
| trans-1,3-Dichloropropene | U | | 0.000118 | 0.00100 |
| Ethylbenzene | U | | 0.000137 | 0.00100 |
| Hexachloro-1,3-butadiene | U | | 0.000337 | 0.00100 |
| 2-Hexanone | U | | 0.000787 | 0.0100 |
| 2-Butanone (MEK) | U | | 0.00119 | 0.0100 |
| Iodomethane | U | | 0.00600 | 0.0100 |
| Methylene Chloride | U | | 0.000430 | 0.00500 |

## Method Blank (MB)

(MB) R4071579-3 05/17/24 07:30

| Analyte | MB Result mg/l | MB Qualifier | MB MDL mg/l | MB RDL mg/l |
|---|---|---|---|---|
| 4-Methyl-2-pentanone (MIBK) | U | | 0.000478 | 0.0100 |
| Naphthalene | U | | 0.00100 | 0.00500 |
| n-Propylbenzene | U | | 0.0000993 | 0.00100 |
| Styrene | U | | 0.000118 | 0.00100 |
| 1,1,1,2-Tetrachloroethane | U | | 0.000147 | 0.00100 |
| 1,1,2,2-Tetrachloroethane | U | | 0.000133 | 0.00100 |
| 1,1,2-Trichlorotrifluoroethane | U | | 0.000180 | 0.00100 |
| Tetrachloroethene | U | | 0.000300 | 0.00100 |
| Toluene | U | | 0.000278 | 0.00100 |
| 1,2,4-Trichlorobenzene | U | | 0.000481 | 0.00100 |
| 1,1,1-Trichloroethane | U | | 0.000149 | 0.00100 |
| 1,1,2-Trichloroethane | U | | 0.000158 | 0.00100 |
| Trichloroethene | U | | 0.000190 | 0.00100 |
| Trichlorofluoromethane | U | | 0.000160 | 0.00500 |
| 1,2,3-Trichloropropane | U | | 0.000237 | 0.00250 |
| 1,2,4-Trimethylbenzene | U | | 0.000322 | 0.00100 |
| 1,3,5-Trimethylbenzene | U | | 0.000104 | 0.00100 |
| Vinyl acetate | U | | 0.000692 | 0.0100 |
| Vinyl chloride | U | | 0.000234 | 0.00100 |
| Xylenes, Total | U | | 0.000174 | 0.00300 |
| Di-isopropyl ether | U | | 0.000105 | 0.00100 |
| Ethanol | U | | 0.0420 | 0.100 |
| Ethyl tert-butyl ether | U | | 0.000101 | 0.00100 |
| Methyl tert-butyl ether | U | | 0.000101 | 0.00100 |
| tert-Butyl alcohol | U | | 0.00406 | 0.00500 |
| tert-Amyl Methyl Ether | U | | 0.000195 | 0.00100 |
| *(S) Toluene-d8* | *105* | | | *80.0-120* |
| *(S) 4-Bromofluorobenzene* | *100* | | | *77.0-126* |
| *(S) 1,2-Dichloroethane-d4* | *102* | | | *70.0-130* |

## Laboratory Control Sample (LCS) • Laboratory Control Sample Duplicate (LCSD)

(LCS) R4071579-1 05/17/24 06:29 • (LCSD) R4071579-2 05/17/24 06:49

| Analyte | Spike Amount mg/l | LCS Result mg/l | LCSD Result mg/l | LCS Rec. % | LCSD Rec. % | Rec. Limits % | LCS Qualifier | LCSD Qualifier | RPD % | RPD Limits % |
|---|---|---|---|---|---|---|---|---|---|---|
| Acetone | 0.0250 | 0.0373 | 0.0362 | 149 | 145 | 19.0-160 | | | 2.99 | 27 |
| Acrylonitrile | 0.0250 | 0.0258 | 0.0249 | 103 | 99.6 | 55.0-149 | | | 3.55 | 20 |
| Benzene | 0.00500 | 0.00514 | 0.00499 | 103 | 99.8 | 70.0-123 | | | 2.96 | 20 |
| Bromobenzene | 0.00500 | 0.00481 | 0.00477 | 96.2 | 95.4 | 73.0-121 | | | 0.835 | 20 |

## Laboratory Control Sample (LCS) • Laboratory Control Sample Duplicate (LCSD)

(LCS) R4071579-1 05/17/24 06:29 • (LCSD) R4071579-2 05/17/24 06:49

| Analyte | Spike Amount mg/l | LCS Result mg/l | LCSD Result mg/l | LCS Rec. % | LCSD Rec. % | Rec. Limits % | LCS Qualifier | LCSD Qualifier | RPD % | RPD Limits % |
|---|---|---|---|---|---|---|---|---|---|---|
| Bromochloromethane | 0.00500 | 0.00550 | 0.00544 | 110 | 109 | 76.0-122 | | | 1.10 | 20 |
| Bromodichloromethane | 0.00500 | 0.00481 | 0.00459 | 96.2 | 91.8 | 75.0-120 | | | 4.68 | 20 |
| Bromoform | 0.00500 | 0.00448 | 0.00423 | 89.6 | 84.6 | 68.0-132 | | | 5.74 | 20 |
| Bromomethane | 0.00500 | 0.00373 | 0.00406 | 74.6 | 81.2 | 10.0-160 | | | 8.47 | 25 |
| n-Butylbenzene | 0.00500 | 0.00519 | 0.00503 | 104 | 101 | 73.0-125 | | | 3.13 | 20 |
| sec-Butylbenzene | 0.00500 | 0.00494 | 0.00489 | 98.8 | 97.8 | 75.0-125 | | | 1.02 | 20 |
| tert-Butylbenzene | 0.00500 | 0.00517 | 0.00502 | 103 | 100 | 76.0-124 | | | 2.94 | 20 |
| Carbon tetrachloride | 0.00500 | 0.00522 | 0.00503 | 104 | 101 | 68.0-126 | | | 3.71 | 20 |
| Carbon disulfide | 0.00500 | 0.00465 | 0.00439 | 93.0 | 87.8 | 61.0-128 | | | 5.75 | 20 |
| Chlorobenzene | 0.00500 | 0.00523 | 0.00487 | 105 | 97.4 | 80.0-121 | | | 7.13 | 20 |
| Chlorodibromomethane | 0.00500 | 0.00501 | 0.00466 | 100 | 93.2 | 77.0-125 | | | 7.24 | 20 |
| Chloroethane | 0.00500 | 0.00507 | 0.00521 | 101 | 104 | 47.0-150 | | | 2.72 | 20 |
| Chloroform | 0.00500 | 0.00504 | 0.00516 | 101 | 103 | 73.0-120 | | | 2.35 | 20 |
| Chloromethane | 0.00500 | 0.00516 | 0.00498 | 103 | 99.6 | 41.0-142 | | | 3.55 | 20 |
| 1,2-Dibromo-3-Chloropropane | 0.00500 | 0.00434 | 0.00369 | 86.8 | 73.8 | 58.0-134 | | | 16.2 | 20 |
| 1,2-Dibromoethane | 0.00500 | 0.00488 | 0.00457 | 97.6 | 91.4 | 80.0-122 | | | 6.56 | 20 |
| Dibromomethane | 0.00500 | 0.00490 | 0.00480 | 98.0 | 96.0 | 80.0-120 | | | 2.06 | 20 |
| 1,2-Dichlorobenzene | 0.00500 | 0.00532 | 0.00515 | 106 | 103 | 79.0-121 | | | 3.25 | 20 |
| 1,3-Dichlorobenzene | 0.00500 | 0.00504 | 0.00495 | 101 | 99.0 | 79.0-120 | | | 1.80 | 20 |
| 1,4-Dichlorobenzene | 0.00500 | 0.00496 | 0.00499 | 99.2 | 99.8 | 79.0-120 | | | 0.603 | 20 |
| trans-1,4-Dichloro-2-butene | 0.00500 | 0.00343 | 0.00330 | 68.6 | 66.0 | 33.0-144 | | | 3.86 | 20 |
| Dichlorodifluoromethane | 0.00500 | 0.00425 | 0.00403 | 85.0 | 80.6 | 51.0-149 | | | 5.31 | 20 |
| 1,1-Dichloroethane | 0.00500 | 0.00509 | 0.00487 | 102 | 97.4 | 70.0-126 | | | 4.42 | 20 |
| 1,2-Dichloroethane | 0.00500 | 0.00507 | 0.00492 | 101 | 98.4 | 70.0-128 | | | 3.00 | 20 |
| 1,1-Dichloroethene | 0.00500 | 0.00489 | 0.00459 | 97.8 | 91.8 | 71.0-124 | | | 6.33 | 20 |
| cis-1,2-Dichloroethene | 0.00500 | 0.00529 | 0.00507 | 106 | 101 | 73.0-120 | | | 4.25 | 20 |
| trans-1,2-Dichloroethene | 0.00500 | 0.00501 | 0.00503 | 100 | 101 | 73.0-120 | | | 0.398 | 20 |
| 1,2-Dichloropropane | 0.00500 | 0.00530 | 0.00477 | 106 | 95.4 | 77.0-125 | | | 10.5 | 20 |
| cis-1,3-Dichloropropene | 0.00500 | 0.00485 | 0.00482 | 97.0 | 96.4 | 80.0-123 | | | 0.620 | 20 |
| trans-1,3-Dichloropropene | 0.00500 | 0.00468 | 0.00446 | 93.6 | 89.2 | 78.0-124 | | | 4.81 | 20 |
| Ethylbenzene | 0.00500 | 0.00546 | 0.00507 | 109 | 101 | 79.0-123 | | | 7.41 | 20 |
| Hexachloro-1,3-butadiene | 0.00500 | 0.00488 | 0.00454 | 97.6 | 90.8 | 54.0-138 | | | 7.22 | 20 |
| 2-Hexanone | 0.0250 | 0.0288 | 0.0286 | 115 | 114 | 67.0-149 | | | 0.697 | 20 |
| 2-Butanone (MEK) | 0.0250 | 0.0315 | 0.0302 | 126 | 121 | 44.0-160 | | | 4.21 | 20 |
| Iodomethane | 0.0250 | 0.0163 | 0.0182 | 65.2 | 72.8 | 33.0-147 | | | 11.0 | 26 |
| Methylene Chloride | 0.00500 | 0.00492 | 0.00471 | 98.4 | 94.2 | 67.0-120 | | | 4.36 | 20 |
| 4-Methyl-2-pentanone (MIBK) | 0.0250 | 0.0227 | 0.0221 | 90.8 | 88.4 | 68.0-142 | | | 2.68 | 20 |
| Naphthalene | 0.00500 | 0.00414 | 0.00394 | 82.8 | 78.8 | 54.0-135 | | | 4.95 | 20 |
| n-Propylbenzene | 0.00500 | 0.00513 | 0.00493 | 103 | 98.6 | 77.0-124 | | | 3.98 | 20 |
| Styrene | 0.00500 | 0.00512 | 0.00487 | 102 | 97.4 | 73.0-130 | | | 5.01 | 20 |

## Laboratory Control Sample (LCS) • Laboratory Control Sample Duplicate (LCSD)

(LCS) R4071579-1 05/17/24 06:29 • (LCSD) R4071579-2 05/17/24 06:49

| Analyte | Spike Amount mg/l | LCS Result mg/l | LCSD Result mg/l | LCS Rec. % | LCSD Rec. % | Rec. Limits % | LCS Qualifier | LCSD Qualifier | RPD % | RPD Limits % |
|---|---|---|---|---|---|---|---|---|---|---|
| 1,1,1,2-Tetrachloroethane | 0.00500 | 0.00492 | 0.00482 | 98.4 | 96.4 | 75.0-125 | | | 2.05 | 20 |
| 1,1,2,2-Tetrachloroethane | 0.00500 | 0.00451 | 0.00419 | 90.2 | 83.8 | 65.0-130 | | | 7.36 | 20 |
| 1,1,2-Trichlorotrifluoroethane | 0.00500 | 0.00541 | 0.00515 | 108 | 103 | 69.0-132 | | | 4.92 | 20 |
| Tetrachloroethene | 0.00500 | 0.00552 | 0.00525 | 110 | 105 | 72.0-132 | | | 5.01 | 20 |
| Toluene | 0.00500 | 0.00512 | 0.00491 | 102 | 98.2 | 79.0-120 | | | 4.19 | 20 |
| 1,2,4-Trichlorobenzene | 0.00500 | 0.00401 | 0.00387 | 80.2 | 77.4 | 57.0-137 | | | 3.55 | 20 |
| 1,1,1-Trichloroethane | 0.00500 | 0.00496 | 0.00474 | 99.2 | 94.8 | 73.0-124 | | | 4.54 | 20 |
| 1,1,2-Trichloroethane | 0.00500 | 0.00488 | 0.00467 | 97.6 | 93.4 | 80.0-120 | | | 4.40 | 20 |
| Trichloroethene | 0.00500 | 0.00578 | 0.00557 | 116 | 111 | 78.0-124 | | | 3.70 | 20 |
| Trichlorofluoromethane | 0.00500 | 0.00540 | 0.00515 | 108 | 103 | 59.0-147 | | | 4.74 | 20 |
| 1,2,3-Trichloropropane | 0.00500 | 0.00495 | 0.00504 | 99.0 | 101 | 73.0-130 | | | 1.80 | 20 |
| 1,2,4-Trimethylbenzene | 0.00500 | 0.00494 | 0.00477 | 98.8 | 95.4 | 76.0-121 | | | 3.50 | 20 |
| 1,3,5-Trimethylbenzene | 0.00500 | 0.00530 | 0.00507 | 106 | 101 | 76.0-122 | | | 4.44 | 20 |
| Vinyl acetate | 0.0250 | 0.0214 | 0.0164 | 85.6 | 65.6 | 11.0-160 | | R7 | 26.5 | 20 |
| Vinyl chloride | 0.00500 | 0.00529 | 0.00515 | 106 | 103 | 67.0-131 | | | 2.68 | 20 |
| Xylenes, Total | 0.0150 | 0.0156 | 0.0150 | 104 | 100 | 79.0-123 | | | 3.92 | 20 |
| Di-isopropyl ether | 0.00500 | 0.00502 | 0.00477 | 100 | 95.4 | 58.0-138 | | | 5.11 | 20 |
| Ethanol | 0.250 | 0.258 | 0.186 | 103 | 74.4 | 10.0-160 | | R7 | 32.4 | 30 |
| Ethyl tert-butyl ether | 0.00500 | 0.00496 | 0.00482 | 99.2 | 96.4 | 63.0-138 | | | 2.86 | 20 |
| Methyl tert-butyl ether | 0.00500 | 0.00469 | 0.00449 | 93.8 | 89.8 | 68.0-125 | | | 4.36 | 20 |
| tert-Butyl alcohol | 0.0250 | 0.0220 | 0.0189 | 88.0 | 75.6 | 27.0-160 | | | 15.2 | 30 |
| tert-Amyl Methyl Ether | 0.00500 | 0.00480 | 0.00467 | 96.0 | 93.4 | 66.0-125 | | | 2.75 | 20 |
| *(S) Toluene-d8* | | | | *101* | *105* | *80.0-120* | | | | |
| *(S) 4-Bromofluorobenzene* | | | | *102* | *102* | *77.0-126* | | | | |
| *(S) 1,2-Dichloroethane-d4* | | | | *104* | *103* | *70.0-130* | | | | |

## L1736398-01 Original Sample (OS) • Matrix Spike (MS) • Matrix Spike Duplicate (MSD)

(OS) L1736398-01 05/17/24 09:54 • (MS) R4071579-4 05/17/24 17:47 • (MSD) R4071579-5 05/17/24 18:07

| Analyte | Spike Amount mg/l | Original Result mg/l | MS Result mg/l | MSD Result mg/l | MS Rec. % | MSD Rec. % | Dilution | Rec. Limits % | MS Qualifier | MSD Qualifier | RPD % | RPD Limits % |
|---|---|---|---|---|---|---|---|---|---|---|---|---|
| Acetone | 0.0250 | ND | ND | ND | 82.0 | 86.4 | 1 | 10.0-160 | | | 5.23 | 35 |
| Acrylonitrile | 0.0250 | ND | 0.0299 | 0.0319 | 120 | 128 | 1 | 21.0-160 | | | 6.47 | 32 |
| Benzene | 0.00500 | ND | 0.00593 | 0.00654 | 119 | 131 | 1 | 17.0-158 | | | 9.78 | 27 |
| Bromobenzene | 0.00500 | ND | 0.00563 | 0.00604 | 113 | 121 | 1 | 30.0-149 | | | 7.03 | 28 |
| Bromochloromethane | 0.00500 | ND | 0.00618 | 0.00652 | 124 | 130 | 1 | 38.0-142 | | | 5.35 | 26 |
| Bromodichloromethane | 0.00500 | ND | 0.00550 | 0.00570 | 110 | 114 | 1 | 31.0-150 | | | 3.57 | 27 |
| Bromoform | 0.00500 | ND | 0.00494 | 0.00537 | 98.8 | 107 | 1 | 29.0-150 | | | 8.34 | 29 |
| Bromomethane | 0.00500 | ND | ND | 0.00514 | 86.2 | 103 | 1 | 10.0-160 | | | 17.6 | 38 |

## L1736398-01 Original Sample (OS) • Matrix Spike (MS) • Matrix Spike Duplicate (MSD)

(OS) L1736398-01 05/17/24 09:54 • (MS) R4071579-4 05/17/24 17:47 • (MSD) R4071579-5 05/17/24 18:07

| Analyte | Spike Amount mg/l | Original Result mg/l | MS Result mg/l | MSD Result mg/l | MS Rec. % | MSD Rec. % | Dilution | Rec. Limits % | MS Qualifier | MSD Qualifier | RPD % | RPD Limits % |
|---|---|---|---|---|---|---|---|---|---|---|---|---|
| n-Butylbenzene | 0.00500 | ND | 0.00582 | 0.00650 | 116 | 130 | 1 | 31.0-150 | | | 11.0 | 30 |
| sec-Butylbenzene | 0.00500 | ND | 0.00580 | 0.00620 | 116 | 124 | 1 | 33.0-155 | | | 6.67 | 29 |
| tert-Butylbenzene | 0.00500 | ND | 0.00605 | 0.00639 | 121 | 128 | 1 | 34.0-153 | | | 5.47 | 28 |
| Carbon tetrachloride | 0.00500 | ND | 0.00632 | 0.00683 | 126 | 137 | 1 | 23.0-159 | | | 7.76 | 28 |
| Carbon disulfide | 0.00500 | ND | 0.00556 | 0.00590 | 111 | 118 | 1 | 10.0-156 | | | 5.93 | 28 |
| Chlorobenzene | 0.00500 | ND | 0.00601 | 0.00645 | 120 | 129 | 1 | 33.0-152 | | | 7.06 | 27 |
| Chlorodibromomethane | 0.00500 | ND | 0.00536 | 0.00602 | 107 | 120 | 1 | 37.0-149 | | | 11.6 | 27 |
| Chloroethane | 0.00500 | ND | 0.00620 | 0.00636 | 124 | 127 | 1 | 10.0-160 | | | 2.55 | 30 |
| Chloroform | 0.00500 | ND | 0.00596 | 0.00643 | 119 | 129 | 1 | 29.0-154 | | | 7.59 | 28 |
| Chloromethane | 0.00500 | ND | 0.00596 | 0.00639 | 119 | 128 | 1 | 10.0-160 | | | 6.96 | 29 |
| 1,2-Dibromo-3-Chloropropane | 0.00500 | ND | ND | ND | 88.4 | 95.4 | 1 | 22.0-151 | | | 7.62 | 34 |
| 1,2-Dibromoethane | 0.00500 | ND | 0.00551 | 0.00592 | 110 | 118 | 1 | 34.0-147 | | | 7.17 | 27 |
| Dibromomethane | 0.00500 | ND | 0.00548 | 0.00607 | 110 | 121 | 1 | 30.0-151 | | | 10.2 | 27 |
| 1,2-Dichlorobenzene | 0.00500 | ND | 0.00591 | 0.00636 | 118 | 127 | 1 | 34.0-149 | | | 7.33 | 28 |
| 1,3-Dichlorobenzene | 0.00500 | ND | 0.00561 | 0.00629 | 112 | 126 | 1 | 36.0-146 | | | 11.4 | 27 |
| 1,4-Dichlorobenzene | 0.00500 | ND | 0.00559 | 0.00572 | 112 | 114 | 1 | 35.0-142 | | | 2.30 | 27 |
| trans-1,4-Dichloro-2-butene | 0.00500 | ND | 0.00276 | 0.00370 | 55.2 | 74.0 | 1 | 10.0-157 | | | 29.1 | 37 |
| Dichlorodifluoromethane | 0.00500 | ND | 0.00531 | ND | 106 | 96.8 | 1 | 10.0-160 | | | 9.26 | 29 |
| 1,1-Dichloroethane | 0.00500 | ND | 0.00587 | 0.00643 | 117 | 129 | 1 | 25.0-158 | | | 9.11 | 27 |
| 1,2-Dichloroethane | 0.00500 | ND | 0.00569 | 0.00618 | 114 | 124 | 1 | 29.0-151 | | | 8.26 | 27 |
| 1,1-Dichloroethene | 0.00500 | ND | 0.00588 | 0.00641 | 118 | 128 | 1 | 11.0-160 | | | 8.62 | 29 |
| cis-1,2-Dichloroethene | 0.00500 | ND | 0.00597 | 0.00622 | 119 | 124 | 1 | 10.0-160 | | | 4.10 | 27 |
| trans-1,2-Dichloroethene | 0.00500 | ND | 0.00598 | 0.00634 | 120 | 127 | 1 | 17.0-153 | | | 5.84 | 27 |
| 1,2-Dichloropropane | 0.00500 | ND | 0.00605 | 0.00656 | 121 | 131 | 1 | 30.0-156 | | | 8.09 | 27 |
| cis-1,3-Dichloropropene | 0.00500 | ND | 0.00502 | 0.00570 | 100 | 114 | 1 | 34.0-149 | | | 12.7 | 28 |
| trans-1,3-Dichloropropene | 0.00500 | ND | 0.00506 | 0.00572 | 101 | 114 | 1 | 32.0-149 | | | 12.2 | 28 |
| Ethylbenzene | 0.00500 | ND | 0.00625 | 0.00668 | 125 | 134 | 1 | 30.0-155 | | | 6.65 | 27 |
| Hexachloro-1,3-butadiene | 0.00500 | ND | 0.00562 | 0.00618 | 112 | 124 | 1 | 20.0-154 | | | 9.49 | 34 |
| 2-Hexanone | 0.0250 | ND | 0.0238 | 0.0275 | 95.2 | 110 | 1 | 21.0-160 | | | 14.4 | 29 |
| 2-Butanone (MEK) | 0.0250 | ND | 0.0256 | 0.0265 | 102 | 106 | 1 | 10.0-160 | | | 3.45 | 32 |
| Iodomethane | 0.0250 | ND | 0.0185 | 0.0234 | 74.0 | 93.6 | 1 | 10.0-160 | | | 23.4 | 40 |
| Methylene Chloride | 0.00500 | ND | 0.00563 | 0.00596 | 113 | 119 | 1 | 23.0-144 | | | 5.69 | 28 |
| 4-Methyl-2-pentanone (MIBK) | 0.0250 | ND | 0.0252 | 0.0277 | 101 | 111 | 1 | 29.0-160 | | | 9.45 | 29 |
| Naphthalene | 0.00500 | ND | ND | ND | 81.6 | 88.0 | 1 | 12.0-156 | | | 7.55 | 35 |
| n-Propylbenzene | 0.00500 | ND | 0.00576 | 0.00629 | 115 | 126 | 1 | 31.0-154 | | | 8.80 | 28 |
| Styrene | 0.00500 | ND | 0.00578 | 0.00643 | 116 | 129 | 1 | 33.0-155 | | | 10.6 | 28 |
| 1,1,1,2-Tetrachloroethane | 0.00500 | ND | 0.00563 | 0.00644 | 113 | 129 | 1 | 36.0-151 | | | 13.4 | 29 |
| 1,1,2,2-Tetrachloroethane | 0.00500 | ND | 0.00543 | 0.00567 | 109 | 113 | 1 | 33.0-150 | | | 4.32 | 28 |
| 1,1,2-Trichlorotrifluoroethane | 0.00500 | ND | 0.00655 | 0.00611 | 131 | 122 | 1 | 23.0-160 | | | 6.95 | 30 |
| Tetrachloroethene | 0.00500 | ND | 0.00679 | 0.00721 | 136 | 144 | 1 | 10.0-160 | | | 6.00 | 27 |

## L1736398-01 Original Sample (OS) • Matrix Spike (MS) • Matrix Spike Duplicate (MSD)

(OS) L1736398-01 05/17/24 09:54 • (MS) R4071579-4 05/17/24 17:47 • (MSD) R4071579-5 05/17/24 18:07

| Analyte | Spike Amount mg/l | Original Result mg/l | MS Result mg/l | MSD Result mg/l | MS Rec. % | MSD Rec. % | Dilution | Rec. Limits % | MS Qualifier | MSD Qualifier | RPD % | RPD Limits % |
|---|---|---|---|---|---|---|---|---|---|---|---|---|
| Toluene | 0.00500 | ND | 0.00597 | 0.00651 | 119 | 130 | 1 | 26.0-154 | | | 8.65 | 28 |
| 1,2,4-Trichlorobenzene | 0.00500 | ND | 0.00460 | 0.00484 | 92.0 | 96.8 | 1 | 24.0-150 | | | 5.08 | 33 |
| 1,1,1-Trichloroethane | 0.00500 | ND | 0.00585 | 0.00634 | 117 | 127 | 1 | 23.0-160 | | | 8.04 | 28 |
| 1,1,2-Trichloroethane | 0.00500 | ND | 0.00571 | 0.00630 | 114 | 126 | 1 | 35.0-147 | | | 9.83 | 27 |
| Trichloroethene | 0.00500 | ND | 0.00614 | 0.00690 | 123 | 138 | 1 | 10.0-160 | | | 11.7 | 25 |
| Trichlorofluoromethane | 0.00500 | ND | 0.00647 | 0.00675 | 129 | 135 | 1 | 17.0-160 | | | 4.24 | 31 |
| 1,2,3-Trichloropropane | 0.00500 | ND | 0.00540 | 0.00571 | 108 | 114 | 1 | 34.0-151 | | | 5.58 | 29 |
| 1,2,4-Trimethylbenzene | 0.00500 | ND | 0.00563 | 0.00605 | 113 | 121 | 1 | 26.0-154 | | | 7.19 | 27 |
| 1,3,5-Trimethylbenzene | 0.00500 | ND | 0.00598 | 0.00620 | 120 | 124 | 1 | 28.0-153 | | | 3.61 | 27 |
| Vinyl acetate | 0.0250 | ND | 0.0330 | 0.0364 | 132 | 146 | 1 | 12.0-160 | | | 9.80 | 31 |
| Vinyl chloride | 0.00500 | ND | 0.00662 | 0.00677 | 132 | 135 | 1 | 10.0-160 | | | 2.24 | 27 |
| Xylenes, Total | 0.0150 | ND | 0.0180 | 0.0197 | 120 | 131 | 1 | 29.0-154 | | | 9.02 | 28 |
| Di-isopropyl ether | 0.00500 | ND | 0.00570 | 0.00614 | 114 | 123 | 1 | 21.0-160 | | | 7.43 | 28 |
| Ethanol | 0.250 | ND | 0.253 | 0.335 | 101 | 134 | 1 | 50.0-150 | | R5 | 27.9 | 20 |
| Ethyl tert-butyl ether | 0.00500 | ND | 0.00558 | 0.00606 | 112 | 121 | 1 | 10.0-160 | | | 8.25 | 37 |
| Methyl tert-butyl ether | 0.00500 | ND | 0.00531 | 0.00561 | 106 | 112 | 1 | 28.0-150 | | | 5.49 | 29 |
| tert-Butyl alcohol | 0.0250 | ND | 0.0236 | 0.0253 | 94.4 | 101 | 1 | 50.0-150 | | | 6.95 | 20 |
| tert-Amyl Methyl Ether | 0.00500 | ND | 0.00540 | 0.00588 | 108 | 118 | 1 | 10.0-160 | | | 8.51 | 37 |
| *(S) Toluene-d8* | | | | | *103* | *106* | | *80.0-120* | | | | |
| *(S) 4-Bromofluorobenzene* | | | | | *103* | *104* | | *77.0-126* | | | | |
| *(S) 1,2-Dichloroethane-d4* | | | | | *104* | *102* | | *70.0-130* | | | | |

# INTERNAL STANDARD SUMMARY

## Instrument: VOCMS36 • File ID: 0517_02

05/17/24 06:29

| Sample ID | File ID | 8260-FLUOROBENZENE | 8260-CHLOROBENZENE-D5 | 8260-1,4-DICHLOROBENZENE-D4 |
|---|---|---|---|---|
| | | Response | Response | Response |
| Standard | 0517_02 | 351655 | 162090 | 140400 |
| Upper Limit | | 703310 | 324180 | 280800 |
| Lower Limit | | 175828 | 81045 | 70200 |
| LCS R4071579-1 WG2288081 1x | 0517_02LCSA | 351655 | 162090 | 140400 |
| LCSD R4071579-2 WG2288081 1x | 0517_03A | 353359 | 162120 | 140652 |
| BLANK R4071579-3 WG2288081 1x | 0517_05 | 337934 | 150493 | 127490 |
| L1736410-03 WG2288081 1x | 0517_07 | 333202 | 145761 | 126666 |
| L1736410-01 WG2288081 1x | 0517_16 | 336456 | 144949 | 128419 |
| L1736410-02 WG2288081 1x | 0517_17 | 322251 | 143502 | 125695 |
| MS R4071579-4 WG2288081 1x | 0517_35 | 353878 | 160838 | 143212 |
| MSD R4071579-5 WG2288081 1x | 0517_36 | 348924 | 155672 | 141417 |

# GLOSSARY OF TERMS

## Guide to Reading and Understanding Your Laboratory Report

The information below is designed to better explain the various terms used in your report of analytical results from the Laboratory. This is not intended as a comprehensive explanation, and if you have additional questions please contact your project representative.

Results Disclaimer - Information that may be provided by the customer, and contained within this report, include Permit Limits, Project Name, Sample ID, Sample Matrix, Sample Preservation, Field Blanks, Field Spikes, Field Duplicates, On-Site Data, Sampling Collection Dates/Times, and Sampling Location. Results relate to the accuracy of this information provided, and as the samples are received.

## Abbreviations and Definitions

| | |
|---|---|
| MDL | Method Detection Limit. |
| ND | Not detected at the Reporting Limit (or MDL where applicable). |
| RDL | Reported Detection Limit. |
| Rec. | Recovery. |
| RPD | Relative Percent Difference. |
| SDG | Sample Delivery Group. |
| (S) | Surrogate (Surrogate Standard) - Analytes added to every blank, sample, Laboratory Control Sample/Duplicate and Matrix Spike/Duplicate; used to evaluate analytical efficiency by measuring recovery. Surrogates are not expected to be detected in all environmental media. |
| U | Not detected at the Reporting Limit (or MDL where applicable). |
| Analyte | The name of the particular compound or analysis performed. Some Analyses and Methods will have multiple analytes reported. |
| Dilution | If the sample matrix contains an interfering material, the sample preparation volume or weight values differ from the standard, or if concentrations of analytes in the sample are higher than the highest limit of concentration that the laboratory can accurately report, the sample may be diluted for analysis. If a value different than 1 is used in this field, the result reported has already been corrected for this factor. |
| Limits | These are the target % recovery ranges or % difference value that the laboratory has historically determined as normal for the method and analyte being reported. Successful QC Sample analysis will target all analytes recovered or duplicated within these ranges. |
| Original Sample | The non-spiked sample in the prep batch used to determine the Relative Percent Difference (RPD) from a quality control sample. The Original Sample may not be included within the reported SDG. |
| Qualifier | This column provides a letter and/or number designation that corresponds to additional information concerning the result reported. If a Qualifier is present, a definition per Qualifier is provided within the Glossary and Definitions page and potentially a discussion of possible implications of the Qualifier in the Case Narrative if applicable. |
| Result | The actual analytical final result (corrected for any sample specific characteristics) reported for your sample. If there was no measurable result returned for a specific analyte, the result in this column may state “ND” (Not Detected) or “BDL” (Below Detectable Levels). The information in the results column should always be accompanied by either an MDL (Method Detection Limit) or RDL (Reporting Detection Limit) that defines the lowest value that the laboratory could detect or report for this analyte. |
| Uncertainty (Radiochemistry) | Confidence level of 2 sigma. |
| Case Narrative (Cn) | A brief discussion about the included sample results, including a discussion of any non-conformances to protocol observed either at sample receipt by the laboratory from the field or during the analytical process. If present, there will be a section in the Case Narrative to discuss the meaning of any data qualifiers used in the report. |
| Quality Control Summary (Qc) | This section of the report includes the results of the laboratory quality control analyses required by procedure or analytical methods to assist in evaluating the validity of the results reported for your samples. These analyses are not being performed on your samples typically, but on laboratory generated material. |
| Sample Chain of Custody (Sc) | This is the document created in the field when your samples were initially collected. This is used to verify the time and date of collection, the person collecting the samples, and the analyses that the laboratory is requested to perform. This chain of custody also documents all persons (excluding commercial shippers) that have had control or possession of the samples from the time of collection until delivery to the laboratory for analysis. |
| Sample Results (Sr) | This section of your report will provide the results of all testing performed on your samples. These results are provided by sample ID and are separated by the analyses performed on each sample. The header line of each analysis section for each sample will provide the name and method number for the analysis reported. |
| Sample Summary (Ss) | This section of the Analytical Report defines the specific analyses performed for each sample ID, including the dates and times of preparation and/or analysis. |

| Qualifier | Description |
|---|---|
| E4 | Concentration estimated. Analyte was detected below laboratory minimum reporting level (MRL) but above MDL. |
| R5 | MS/MSD RPD exceeded the laboratory acceptance limit. Recovery met acceptance criteria. |
| R7 | LFB/LFBD RPD exceeded the laboratory acceptance limit. Recovery met acceptance criteria. |
| R8 | Sample RPD exceeded the method acceptance limit. |

# ACCREDITATIONS & LOCATIONS

## Pace Analytical National 12065 Lebanon Rd Mount Juliet, TN 37122

| | | | |
|---|---|---|---|
| Alabama | 40660 | Nebraska | NE-OS-15-05 |
| Alaska | 17-026 | Nevada | TN000032021-1 |
| Arizona | AZ0612 | New Hampshire | 2975 |
| Arkansas | 88-0469 | New Jersey–NELAP | TN002 |
| California | 2932 | New Mexico [1] | TN00003 |
| Colorado | TN00003 | New York | 11742 |
| Connecticut | PH-0197 | North Carolina | Env375 |
| Florida | E87487 | North Carolina [1] | DW21704 |
| Georgia | NELAP | North Carolina [3] | 41 |
| Georgia [1] | 923 | North Dakota | R-140 |
| Idaho | TN00003 | Ohio–VAP | CL0069 |
| Illinois | 200008 | Oklahoma | 9915 |
| Indiana | C-TN-01 | Oregon | TN200002 |
| Iowa | 364 | Pennsylvania | 68-02979 |
| Kansas | E-10277 | Rhode Island | LAO000356 |
| Kentucky [1 6] | KY90010 | South Carolina | 84004002 |
| Kentucky [2] | 16 | South Dakota | n/a |
| Louisiana | AI30792 | Tennessee [1 4] | 2006 |
| Louisiana | LA018 | Texas | T104704245-20-18 |
| Maine | TN00003 | Texas [5] | LAB0152 |
| Maryland | 324 | Utah | TN000032021-11 |
| Massachusetts | M-TN003 | Vermont | VT2006 |
| Michigan | 9958 | Virginia | 110033 |
| Minnesota | 047-999-395 | Washington | C847 |
| Mississippi | TN00003 | West Virginia | 233 |
| Missouri | 340 | Wisconsin | 998093910 |
| Montana | CERT0086 | Wyoming | A2LA |
| A2LA – ISO 17025 | 1461.01 | AIHA-LAP,LLC EMLAP | 100789 |
| A2LA – ISO 17025 [5] | 1461.02 | DOD | 1461.01 |
| Canada | 1461.01 | USDA | P330-15-00234 |
| EPA–Crypto | TN00003 | | |

[1] Drinking Water [2] Underground Storage Tanks [3] Aquatic Toxicity [4] Chemical/Microbiological [5] Mold [6] Wastewater n/a Accreditation not applicable

* Not all certifications held by the laboratory are applicable to the results reported in the attached report.

* Accreditation is only applicable to the test methods specified on each scope of accreditation held by Pace Analytical.

Company Name/Address:
**Kinder Morgan - Rocklin, CA-AZ Work**

410 N.44th Street
Suite 1000
Phoenix. AZ 85008

Billing Information:
Accounts Payable- Alan Van Antwerp
9950 SAN DIEGO MISSION RD.
SAN DIEGO, CA 92108

Pres Chk

Report to:
**Bob Forsberg**

Email To: bob.forsberg@arcadis-us.com;sascha.arnold@arcadis.com

Project Description:
**KMEP Silvercroft Wash**

City/State Collected: TUCSON/AZ

Please Circle: PT (MT) CT ET

Phone: **602-438-0883**

Client Project #
**30207116**

Lab Project #
**KINARCPAZ-SILVERCROF**

Collected by (print):
MS/SKA

Site/Facility ID #
**SILVERCROFT WASH**

P.O. #
**WD1046679**

Collected by (signature):

Immediately Packed on Ice N ___ Y X

***Rush?*** (Lab MUST Be Notified)
___ Same Day ___ Five Day
___ Next Day ___ 5 Day (Rad Only)
___ Two Day ___ 10 Day (Rad Only)
___ Three Day

Quote #

Date Results Needed
STD TAT

| Sample ID | Comp/Grab | Matrix * | Depth | Date | Time | No. of Cntrs | *NO2,NO3,SO4 125mlHDPE-NoPres | EEM RSK175 40mlAmb HCl | HOLD - NO2+NO3 250mlHDPE-H2SO4 | TDS 1L-HDPE NoPres | Total Fe 6010 250mlHDPE-HNO3 | VOCs+OXYs 8260 40mlAmb-HCl | Remarks | Sample # (lab only) |
|---|---|---|---|---|---|---|---|---|---|---|---|---|---|---|
| | | | | | | | | | L2 | | L2 | | | |
| MW-5 | GRAB | GW | 160' | 5-14-24 | 1220 | 9 | X | X | X | X | X | X | | -01 |
| MW-1 | GRAB | GW | 159' | 5-14-24 | 1320 | 9 | X | X | X | X | X | X | | -02 |
| | | GW | | | | | | | | | | | | |
| | | GW | | | | | | | | | | | | |
| | | GW | | | | | | | | | | | | |
| | | GW | | | | | | | | | | | | |
| | | GW | | | | | | | | | | | | |
| | | GW | | | | | | | | | | | | |
| | | GW | | | | | | | | | | | | |
| | | GW | | | | | | | | | | | | |
| TRIP BLANK | — | ~~GW~~ | — | 5-14-24 | — | 1 | | | | | | X | | -03 |

Analysis / Container / Preservative

Chain of Custody Page 2 of 2

Pace
PEOPLE ADVANCING SCIENCE

**MT JULIET, TN**

12065 Lebanon Rd Mount Juliet, TN 37122
Submitting a sample via this chain of custody constitutes acknowledgment and acceptance of the Pace Terms and Conditions found at: https://info.pacelabs.com/hubfs/pas-standard-terms.pdf

SDG # L1736410

Table #

Acctnum: **KINARCPAZ**

Template: **T190237**

Prelogin: **P1068524**

PM: **110 - Brian Ford**

PB:

Shipped Via:

* Matrix:
SS - Soil AIR - Air F - Filter
GW - Groundwater B - Bioassay
WW - WasteWater
DW - Drinking Water
OT - Other_____

**Remarks:*NO2,NO3 have a 48 hour holding time.**

(SHIP VIA FEDEX)

pH _____ Temp _____

Flow _____ Other _____

Samples returned via:
__ UPS __ FedEx __ Courier _____

Tracking #

Sample Receipt Checklist

| | | |
|---|---|---|
| COC Seal Present/Intact: | NP | Y N |
| COC Signed/Accurate: | | Y N |
| Bottles arrive intact: | | Y N |
| Correct bottles used: | | Y N |
| Sufficient volume sent: | | Y N |
| If Applicable | | |
| VOA Zero Headspace: | | Y N |
| Preservation Correct/Checked: | | Y N |
| RAD Screen <0.5 mR/hr: | | Y N |

| Relinquished by : (Signature) | Date: | Time: | Received by: (Signature) | Trip Blank Received: Yes / No (HCl / MeoH) TBR |
|---|---|---|---|---|
| | 5-14-2024 | 1600 | SHIP-N-MAIL FEDEX | DPA6 |
| Relinquished by : (Signature) | Date: | Time: | Received by: (Signature) | Temp: 5.6 °C (+/-) 3.7 Bottles Received: 18 |
| Relinquished by : (Signature) | Date: | Time: | Received for lab by: (Signature) | Date: 5-15-24 Time: 0900 |

If preservation required by Login: Date/Time

Hold:

Condition: NCF / (OK)

# ANALYTICAL REPORT

June 04, 2024



## Kinder Morgan - Rocklin, CA-AZ Work

| | |
|---|---|
| Sample Delivery Group: | L1736922 |
| Samples Received: | 05/16/2024 |
| Project Number: | 30207116 |
| Description: | KMEP Silvercroft Wash |
| Site: | SILVERCROFT WASH |
| Report To: | Bob Forsberg<br>410 N.44th Street<br>Suite 1000<br>Phoenix, AZ 85008 |

Entire Report Reviewed By:

Brian Ford

Project Manager

Results relate only to the items tested or calibrated and are reported as rounded values. This test report shall not be reproduced, except in full, without written approval of the laboratory. Where applicable, sampling conducted by Pace Analytical National is performed per guidance provided in laboratory standard operating procedures ENV-SOP-MTJL-0067 and ENV-SOP-MTJL-0068. Where sampling conducted by the customer, results relate to the accuracy of the information provided, and as the samples are received.

Pace Analytical National

12065 Lebanon Rd Mount Juliet, TN 37122 615-758-5858 800-767-5859 mydata.pacelabs.com

# TABLE OF CONTENTS


Cp: Cover Page 1

Tc: Table of Contents 2

Ss: Sample Summary 3

Cn: Case Narrative 5

Sr: Sample Results 6

MW-2 L1736922-01 6

MW-20 L1736922-02 8

MW-19 L1736922-03 10

MW-19 DUP L1736922-04 12

MW-17 L1736922-05 14

MW-6 L1736922-06 16

EB-1 L1736922-07 18

TRIP BLANK L1736922-08 20

Qc: Quality Control Summary 22

Gravimetric Analysis by Method 2540 C-2011 22

Wet Chemistry by Method 9056A 23

Metals (ICP) by Method 6010D 27

Volatile Organic Compounds (GC) by Method RSK175 28

Volatile Organic Compounds (GC/MS) by Method 8260B 31

Is: Internal Standard Summary 43

Volatile Organic Compounds (GC/MS) by Method 8260B 43

Gl: Glossary of Terms 44

Al: Accreditations & Locations 45

Sc: Sample Chain of Custody 46

## MW-2 L1736922-01 GW

Collected by: MS/SXA | Collected date/time: 05/15/24 09:15 | Received date/time: 05/16/24 09:00

| Method | Batch | Dilution | Preparation date/time | Analysis date/time | Analyst | Location |
|---|---|---|---|---|---|---|
| Gravimetric Analysis by Method 2540 C-2011 | WG2287931 | 1 | 05/17/24 17:51 | 05/20/24 11:49 | MMF | Mt. Juliet, TN |
| Wet Chemistry by Method 9056A | WG2287860 | 1 | 05/16/24 18:22 | 05/16/24 18:22 | GEB | Mt. Juliet, TN |
| Metals (ICP) by Method 6010D | WG2290424 | 1 | 05/26/24 10:26 | 05/26/24 18:18 | DJS | Mt. Juliet, TN |
| Volatile Organic Compounds (GC) by Method RSK175 | WG2287880 | 1 | 05/19/24 15:11 | 05/19/24 15:11 | CCM | Mt. Juliet, TN |
| Volatile Organic Compounds (GC/MS) by Method 8260B | WG2289016 | 1 | 05/19/24 15:21 | 05/19/24 15:21 | BAM | Mt. Juliet, TN |

## MW-20 L1736922-02 GW

Collected by: MS/SXA | Collected date/time: 05/15/24 10:26 | Received date/time: 05/16/24 09:00

| Method | Batch | Dilution | Preparation date/time | Analysis date/time | Analyst | Location |
|---|---|---|---|---|---|---|
| Gravimetric Analysis by Method 2540 C-2011 | WG2287931 | 1 | 05/17/24 17:51 | 05/20/24 11:49 | MMF | Mt. Juliet, TN |
| Wet Chemistry by Method 9056A | WG2287860 | 1 | 05/16/24 19:25 | 05/16/24 19:25 | GEB | Mt. Juliet, TN |
| Wet Chemistry by Method 9056A | WG2292200 | 5 | 05/28/24 12:27 | 05/28/24 12:27 | DLH | Mt. Juliet, TN |
| Metals (ICP) by Method 6010D | WG2290424 | 1 | 05/26/24 10:26 | 05/26/24 18:46 | DJS | Mt. Juliet, TN |
| Volatile Organic Compounds (GC) by Method RSK175 | WG2287880 | 1 | 05/19/24 15:16 | 05/19/24 15:16 | CCM | Mt. Juliet, TN |
| Volatile Organic Compounds (GC/MS) by Method 8260B | WG2289016 | 1 | 05/19/24 15:43 | 05/19/24 15:43 | BAM | Mt. Juliet, TN |

## MW-19 L1736922-03 GW

Collected by: MS/SXA | Collected date/time: 05/15/24 11:15 | Received date/time: 05/16/24 09:00

| Method | Batch | Dilution | Preparation date/time | Analysis date/time | Analyst | Location |
|---|---|---|---|---|---|---|
| Gravimetric Analysis by Method 2540 C-2011 | WG2287931 | 1 | 05/17/24 17:51 | 05/20/24 11:49 | MMF | Mt. Juliet, TN |
| Wet Chemistry by Method 9056A | WG2287860 | 1 | 05/16/24 19:41 | 05/16/24 19:41 | GEB | Mt. Juliet, TN |
| Metals (ICP) by Method 6010D | WG2290424 | 1 | 05/26/24 10:26 | 05/26/24 18:48 | DJS | Mt. Juliet, TN |
| Volatile Organic Compounds (GC) by Method RSK175 | WG2287880 | 1 | 05/19/24 15:19 | 05/19/24 15:19 | CCM | Mt. Juliet, TN |
| Volatile Organic Compounds (GC/MS) by Method 8260B | WG2289016 | 1 | 05/19/24 16:06 | 05/19/24 16:06 | BAM | Mt. Juliet, TN |

## MW-19 DUP L1736922-04 GW

Collected by: MS/SXA | Collected date/time: 05/15/24 11:20 | Received date/time: 05/16/24 09:00

| Method | Batch | Dilution | Preparation date/time | Analysis date/time | Analyst | Location |
|---|---|---|---|---|---|---|
| Gravimetric Analysis by Method 2540 C-2011 | WG2287931 | 1 | 05/17/24 17:51 | 05/20/24 11:49 | MMF | Mt. Juliet, TN |
| Wet Chemistry by Method 9056A | WG2287860 | 1 | 05/16/24 19:56 | 05/16/24 19:56 | GEB | Mt. Juliet, TN |
| Metals (ICP) by Method 6010D | WG2290424 | 1 | 05/26/24 10:26 | 05/26/24 18:49 | DJS | Mt. Juliet, TN |
| Volatile Organic Compounds (GC) by Method RSK175 | WG2287880 | 1 | 05/19/24 15:27 | 05/19/24 15:27 | CCM | Mt. Juliet, TN |
| Volatile Organic Compounds (GC/MS) by Method 8260B | WG2289016 | 1 | 05/19/24 16:29 | 05/19/24 16:29 | BAM | Mt. Juliet, TN |

## MW-17 L1736922-05 GW

Collected by: MS/SXA | Collected date/time: 05/15/24 12:16 | Received date/time: 05/16/24 09:00

| Method | Batch | Dilution | Preparation date/time | Analysis date/time | Analyst | Location |
|---|---|---|---|---|---|---|
| Gravimetric Analysis by Method 2540 C-2011 | WG2287931 | 1 | 05/17/24 17:51 | 05/20/24 11:49 | MMF | Mt. Juliet, TN |
| Wet Chemistry by Method 9056A | WG2287860 | 1 | 05/16/24 20:12 | 05/16/24 20:12 | GEB | Mt. Juliet, TN |
| Metals (ICP) by Method 6010D | WG2290424 | 1 | 05/26/24 10:26 | 05/26/24 18:05 | DJS | Mt. Juliet, TN |
| Volatile Organic Compounds (GC) by Method RSK175 | WG2287880 | 1 | 05/19/24 15:31 | 05/19/24 15:31 | CCM | Mt. Juliet, TN |
| Volatile Organic Compounds (GC/MS) by Method 8260B | WG2289016 | 1 | 05/19/24 16:52 | 05/19/24 16:52 | BAM | Mt. Juliet, TN |

## MW-6 L1736922-06 GW

Collected by: MS/SXA | Collected date/time: 05/15/24 14:12 | Received date/time: 05/16/24 09:00

| Method | Batch | Dilution | Preparation date/time | Analysis date/time | Analyst | Location |
|---|---|---|---|---|---|---|
| Gravimetric Analysis by Method 2540 C-2011 | WG2287931 | 1 | 05/17/24 17:51 | 05/20/24 11:49 | MMF | Mt. Juliet, TN |
| Wet Chemistry by Method 9056A | WG2287860 | 1 | 05/16/24 20:28 | 05/16/24 20:28 | GEB | Mt. Juliet, TN |
| Metals (ICP) by Method 6010D | WG2290424 | 1 | 05/26/24 10:26 | 05/26/24 18:06 | DJS | Mt. Juliet, TN |
| Volatile Organic Compounds (GC) by Method RSK175 | WG2289407 | 1 | 05/20/24 11:34 | 05/20/24 11:34 | CCM | Mt. Juliet, TN |
| Volatile Organic Compounds (GC/MS) by Method 8260B | WG2289016 | 1 | 05/19/24 17:15 | 05/19/24 17:15 | BAM | Mt. Juliet, TN |

## EB-1 L1736922-07 GW

Collected by: MS/SXA | Collected date/time: 05/15/24 10:30 | Received date/time: 05/16/24 09:00

| Method | Batch | Dilution | Preparation date/time | Analysis date/time | Analyst | Location |
|---|---|---|---|---|---|---|
| Volatile Organic Compounds (GC/MS) by Method 8260B | WG2289016 | 1 | 05/19/24 10:47 | 05/19/24 10:47 | BAM | Mt. Juliet, TN |

## TRIP BLANK L1736922-08 GW

Collected by: MS/SXA | Collected date/time: 05/15/24 00:00 | Received date/time: 05/16/24 09:00

| Method | Batch | Dilution | Preparation date/time | Analysis date/time | Analyst | Location |
|---|---|---|---|---|---|---|
| Volatile Organic Compounds (GC/MS) by Method 8260B | WG2289161 | 1 | 05/18/24 23:06 | 05/18/24 23:06 | BAM | Mt. Juliet, TN |

# CASE NARRATIVE

All sample aliquots were received at the correct temperature, in the proper containers, with the appropriate preservatives, and within method specified holding times, unless qualified or notated within the report. Where applicable, all MDL (LOD) and RDL (LOQ) values reported for environmental samples have been corrected for the dilution factor used in the analysis. All Method and Batch Quality Control are within established criteria except where addressed in this case narrative, a non-conformance form or properly qualified within the sample results. By my digital signature below, I affirm to the best of my knowledge, all problems/anomalies observed by the laboratory as having the potential to affect the quality of the data have been identified by the laboratory, and no information or data have been knowingly withheld that would affect the quality of the data.

Brian Ford
Project Manager

## Gravimetric Analysis by Method 2540 C-2011

| Analyte | Result mg/l | Qualifier | RDL mg/l | Dilution | Analysis date / time | Batch |
|---|---|---|---|---|---|---|
| Dissolved Solids | 477 | | 10.0 | 1 | 05/20/2024 11:49 | WG2287931 |

## Wet Chemistry by Method 9056A

| Analyte | Result mg/l | Qualifier | RDL mg/l | Dilution | Analysis date / time | Batch |
|---|---|---|---|---|---|---|
| Nitrate | 0.605 | | 0.100 | 1 | 05/16/2024 18:22 | WG2287860 |
| Nitrite | ND | | 0.100 | 1 | 05/16/2024 18:22 | WG2287860 |
| Sulfate | 28.0 | | 5.00 | 1 | 05/16/2024 18:22 | WG2287860 |

## Metals (ICP) by Method 6010D

| Analyte | Result mg/l | Qualifier | RDL mg/l | Dilution | Analysis date / time | Batch |
|---|---|---|---|---|---|---|
| Iron | 0.958 | | 0.100 | 1 | 05/26/2024 18:18 | WG2290424 |

## Volatile Organic Compounds (GC) by Method RSK175

| Analyte | Result mg/l | Qualifier | RDL mg/l | Dilution | Analysis date / time | Batch |
|---|---|---|---|---|---|---|
| Methane | 0.0347 | | 0.0100 | 1 | 05/19/2024 15:11 | WG2287880 |
| Ethane | ND | | 0.0130 | 1 | 05/19/2024 15:11 | WG2287880 |
| Ethene | ND | | 0.0130 | 1 | 05/19/2024 15:11 | WG2287880 |

## Volatile Organic Compounds (GC/MS) by Method 8260B

| Analyte | Result mg/l | Qualifier | RDL mg/l | Dilution | Analysis date / time | Batch |
|---|---|---|---|---|---|---|
| Acetone | ND | L1 | 0.0500 | 1 | 05/19/2024 15:21 | WG2289016 |
| Acrylonitrile | ND | | 0.0100 | 1 | 05/19/2024 15:21 | WG2289016 |
| Benzene | ND | | 0.00100 | 1 | 05/19/2024 15:21 | WG2289016 |
| Bromobenzene | ND | | 0.00100 | 1 | 05/19/2024 15:21 | WG2289016 |
| Bromochloromethane | ND | | 0.00100 | 1 | 05/19/2024 15:21 | WG2289016 |
| Bromodichloromethane | ND | | 0.00100 | 1 | 05/19/2024 15:21 | WG2289016 |
| Bromoform | ND | | 0.00100 | 1 | 05/19/2024 15:21 | WG2289016 |
| Bromomethane | ND | | 0.00500 | 1 | 05/19/2024 15:21 | WG2289016 |
| n-Butylbenzene | ND | | 0.00100 | 1 | 05/19/2024 15:21 | WG2289016 |
| sec-Butylbenzene | ND | | 0.00100 | 1 | 05/19/2024 15:21 | WG2289016 |
| tert-Butylbenzene | 0.00709 | M2 | 0.00100 | 1 | 05/19/2024 15:21 | WG2289016 |
| Carbon tetrachloride | ND | | 0.00100 | 1 | 05/19/2024 15:21 | WG2289016 |
| Carbon disulfide | ND | | 0.00100 | 1 | 05/19/2024 15:21 | WG2289016 |
| Chlorobenzene | ND | | 0.00100 | 1 | 05/19/2024 15:21 | WG2289016 |
| Chlorodibromomethane | ND | | 0.00100 | 1 | 05/19/2024 15:21 | WG2289016 |
| Chloroethane | ND | | 0.00500 | 1 | 05/19/2024 15:21 | WG2289016 |
| Chloroform | ND | | 0.00500 | 1 | 05/19/2024 15:21 | WG2289016 |
| Chloromethane | ND | | 0.00250 | 1 | 05/19/2024 15:21 | WG2289016 |
| 1,2-Dibromo-3-Chloropropane | ND | | 0.00500 | 1 | 05/19/2024 15:21 | WG2289016 |
| 1,2-Dibromoethane | ND | | 0.00100 | 1 | 05/19/2024 15:21 | WG2289016 |
| Dibromomethane | ND | | 0.00100 | 1 | 05/19/2024 15:21 | WG2289016 |
| 1,2-Dichlorobenzene | ND | | 0.00100 | 1 | 05/19/2024 15:21 | WG2289016 |
| 1,3-Dichlorobenzene | ND | | 0.00100 | 1 | 05/19/2024 15:21 | WG2289016 |
| 1,4-Dichlorobenzene | ND | | 0.00100 | 1 | 05/19/2024 15:21 | WG2289016 |
| trans-1,4-Dichloro-2-butene | ND | L2 | 0.00250 | 1 | 05/19/2024 15:21 | WG2289016 |
| Dichlorodifluoromethane | ND | | 0.00500 | 1 | 05/19/2024 15:21 | WG2289016 |
| 1,1-Dichloroethane | ND | | 0.00100 | 1 | 05/19/2024 15:21 | WG2289016 |
| 1,2-Dichloroethane | ND | | 0.00100 | 1 | 05/19/2024 15:21 | WG2289016 |
| 1,1-Dichloroethene | ND | | 0.00100 | 1 | 05/19/2024 15:21 | WG2289016 |
| cis-1,2-Dichloroethene | ND | | 0.00100 | 1 | 05/19/2024 15:21 | WG2289016 |

## Volatile Organic Compounds (GC/MS) by Method 8260B

| Analyte | Result mg/l | Qualifier | RDL mg/l | Dilution | Analysis date / time | Batch |
|---|---|---|---|---|---|---|
| trans-1,2-Dichloroethene | ND | | 0.00100 | 1 | 05/19/2024 15:21 | WG2289016 |
| 1,2-Dichloropropane | ND | | 0.00100 | 1 | 05/19/2024 15:21 | WG2289016 |
| cis-1,3-Dichloropropene | ND | | 0.00100 | 1 | 05/19/2024 15:21 | WG2289016 |
| trans-1,3-Dichloropropene | ND | | 0.00100 | 1 | 05/19/2024 15:21 | WG2289016 |
| Ethylbenzene | 0.0411 | | 0.00100 | 1 | 05/19/2024 15:21 | WG2289016 |
| Hexachloro-1,3-butadiene | ND | | 0.00100 | 1 | 05/19/2024 15:21 | WG2289016 |
| 2-Hexanone | ND | | 0.0100 | 1 | 05/19/2024 15:21 | WG2289016 |
| 2-Butanone (MEK) | ND | | 0.0100 | 1 | 05/19/2024 15:21 | WG2289016 |
| Iodomethane | ND | | 0.0100 | 1 | 05/19/2024 15:21 | WG2289016 |
| Methylene Chloride | ND | | 0.00500 | 1 | 05/19/2024 15:21 | WG2289016 |
| 4-Methyl-2-pentanone (MIBK) | ND | | 0.0100 | 1 | 05/19/2024 15:21 | WG2289016 |
| Naphthalene | 0.00776 | | 0.00500 | 1 | 05/19/2024 15:21 | WG2289016 |
| n-Propylbenzene | 0.00221 | | 0.00100 | 1 | 05/19/2024 15:21 | WG2289016 |
| Styrene | ND | | 0.00100 | 1 | 05/19/2024 15:21 | WG2289016 |
| 1,1,1,2-Tetrachloroethane | ND | | 0.00100 | 1 | 05/19/2024 15:21 | WG2289016 |
| 1,1,2,2-Tetrachloroethane | ND | | 0.00100 | 1 | 05/19/2024 15:21 | WG2289016 |
| 1,1,2-Trichlorotrifluoroethane | ND | | 0.00100 | 1 | 05/19/2024 15:21 | WG2289016 |
| Tetrachloroethene | ND | | 0.00100 | 1 | 05/19/2024 15:21 | WG2289016 |
| Toluene | ND | | 0.00100 | 1 | 05/19/2024 15:21 | WG2289016 |
| 1,2,4-Trichlorobenzene | ND | | 0.00100 | 1 | 05/19/2024 15:21 | WG2289016 |
| 1,1,1-Trichloroethane | ND | | 0.00100 | 1 | 05/19/2024 15:21 | WG2289016 |
| 1,1,2-Trichloroethane | ND | | 0.00100 | 1 | 05/19/2024 15:21 | WG2289016 |
| Trichloroethene | ND | | 0.00100 | 1 | 05/19/2024 15:21 | WG2289016 |
| Trichlorofluoromethane | ND | | 0.00500 | 1 | 05/19/2024 15:21 | WG2289016 |
| 1,2,3-Trichloropropane | ND | | 0.00250 | 1 | 05/19/2024 15:21 | WG2289016 |
| 1,2,4-Trimethylbenzene | 0.0574 | M3 | 0.00100 | 1 | 05/19/2024 15:21 | WG2289016 |
| 1,3,5-Trimethylbenzene | 0.00481 | | 0.00100 | 1 | 05/19/2024 15:21 | WG2289016 |
| Vinyl acetate | ND | | 0.0100 | 1 | 05/19/2024 15:21 | WG2289016 |
| Vinyl chloride | ND | | 0.00100 | 1 | 05/19/2024 15:21 | WG2289016 |
| Xylenes, Total | 0.0215 | | 0.00300 | 1 | 05/19/2024 15:21 | WG2289016 |
| Di-isopropyl ether | ND | | 0.00100 | 1 | 05/19/2024 15:21 | WG2289016 |
| Ethanol | ND | | 0.100 | 1 | 05/19/2024 15:21 | WG2289016 |
| Ethyl tert-butyl ether | ND | | 0.00100 | 1 | 05/19/2024 15:21 | WG2289016 |
| Methyl tert-butyl ether | 0.00123 | | 0.00100 | 1 | 05/19/2024 15:21 | WG2289016 |
| tert-Butyl alcohol | ND | | 0.00500 | 1 | 05/19/2024 15:21 | WG2289016 |
| tert-Amyl Methyl Ether | ND | | 0.00100 | 1 | 05/19/2024 15:21 | WG2289016 |
| *(S) Toluene-d8* | *103* | | *80.0-120* | | *05/19/2024 15:21* | WG2289016 |
| *(S) 4-Bromofluorobenzene* | *109* | | *77.0-126* | | *05/19/2024 15:21* | WG2289016 |
| *(S) 1,2-Dichloroethane-d4* | *97.9* | | *70.0-130* | | *05/19/2024 15:21* | WG2289016 |

## Gravimetric Analysis by Method 2540 C-2011

| Analyte | Result mg/l | Qualifier | RDL mg/l | Dilution | Analysis date / time | Batch |
|---|---|---|---|---|---|---|
| Dissolved Solids | 793 | | 13.3 | 1 | 05/20/2024 11:49 | WG2287931 |

## Wet Chemistry by Method 9056A

| Analyte | Result mg/l | Qualifier | RDL mg/l | Dilution | Analysis date / time | Batch |
|---|---|---|---|---|---|---|
| Nitrate | 5.10 | | 0.100 | 1 | 05/16/2024 19:25 | WG2287860 |
| Nitrite | ND | | 0.100 | 1 | 05/16/2024 19:25 | WG2287860 |
| Sulfate | 303 | | 25.0 | 5 | 05/28/2024 12:27 | WG2292200 |

## Metals (ICP) by Method 6010D

| Analyte | Result mg/l | Qualifier | RDL mg/l | Dilution | Analysis date / time | Batch |
|---|---|---|---|---|---|---|
| Iron | ND | | 0.100 | 1 | 05/26/2024 18:46 | WG2290424 |

## Volatile Organic Compounds (GC) by Method RSK175

| Analyte | Result mg/l | Qualifier | RDL mg/l | Dilution | Analysis date / time | Batch |
|---|---|---|---|---|---|---|
| Methane | ND | | 0.0100 | 1 | 05/19/2024 15:16 | WG2287880 |
| Ethane | ND | | 0.0130 | 1 | 05/19/2024 15:16 | WG2287880 |
| Ethene | ND | | 0.0130 | 1 | 05/19/2024 15:16 | WG2287880 |

## Volatile Organic Compounds (GC/MS) by Method 8260B

| Analyte | Result mg/l | Qualifier | RDL mg/l | Dilution | Analysis date / time | Batch |
|---|---|---|---|---|---|---|
| Acetone | ND | L1 | 0.0500 | 1 | 05/19/2024 15:43 | WG2289016 |
| Acrylonitrile | ND | | 0.0100 | 1 | 05/19/2024 15:43 | WG2289016 |
| Benzene | ND | | 0.00100 | 1 | 05/19/2024 15:43 | WG2289016 |
| Bromobenzene | ND | | 0.00100 | 1 | 05/19/2024 15:43 | WG2289016 |
| Bromochloromethane | ND | | 0.00100 | 1 | 05/19/2024 15:43 | WG2289016 |
| Bromodichloromethane | ND | | 0.00100 | 1 | 05/19/2024 15:43 | WG2289016 |
| Bromoform | ND | | 0.00100 | 1 | 05/19/2024 15:43 | WG2289016 |
| Bromomethane | ND | | 0.00500 | 1 | 05/19/2024 15:43 | WG2289016 |
| n-Butylbenzene | ND | | 0.00100 | 1 | 05/19/2024 15:43 | WG2289016 |
| sec-Butylbenzene | ND | | 0.00100 | 1 | 05/19/2024 15:43 | WG2289016 |
| tert-Butylbenzene | ND | | 0.00100 | 1 | 05/19/2024 15:43 | WG2289016 |
| Carbon tetrachloride | ND | | 0.00100 | 1 | 05/19/2024 15:43 | WG2289016 |
| Carbon disulfide | ND | | 0.00100 | 1 | 05/19/2024 15:43 | WG2289016 |
| Chlorobenzene | ND | | 0.00100 | 1 | 05/19/2024 15:43 | WG2289016 |
| Chlorodibromomethane | ND | | 0.00100 | 1 | 05/19/2024 15:43 | WG2289016 |
| Chloroethane | ND | | 0.00500 | 1 | 05/19/2024 15:43 | WG2289016 |
| Chloroform | ND | | 0.00500 | 1 | 05/19/2024 15:43 | WG2289016 |
| Chloromethane | ND | | 0.00250 | 1 | 05/19/2024 15:43 | WG2289016 |
| 1,2-Dibromo-3-Chloropropane | ND | | 0.00500 | 1 | 05/19/2024 15:43 | WG2289016 |
| 1,2-Dibromoethane | ND | | 0.00100 | 1 | 05/19/2024 15:43 | WG2289016 |
| Dibromomethane | ND | | 0.00100 | 1 | 05/19/2024 15:43 | WG2289016 |
| 1,2-Dichlorobenzene | ND | | 0.00100 | 1 | 05/19/2024 15:43 | WG2289016 |
| 1,3-Dichlorobenzene | ND | | 0.00100 | 1 | 05/19/2024 15:43 | WG2289016 |
| 1,4-Dichlorobenzene | ND | | 0.00100 | 1 | 05/19/2024 15:43 | WG2289016 |
| trans-1,4-Dichloro-2-butene | ND | L2 | 0.00250 | 1 | 05/19/2024 15:43 | WG2289016 |
| Dichlorodifluoromethane | ND | | 0.00500 | 1 | 05/19/2024 15:43 | WG2289016 |
| 1,1-Dichloroethane | ND | | 0.00100 | 1 | 05/19/2024 15:43 | WG2289016 |
| 1,2-Dichloroethane | ND | | 0.00100 | 1 | 05/19/2024 15:43 | WG2289016 |
| 1,1-Dichloroethene | ND | | 0.00100 | 1 | 05/19/2024 15:43 | WG2289016 |
| cis-1,2-Dichloroethene | ND | | 0.00100 | 1 | 05/19/2024 15:43 | WG2289016 |

## Volatile Organic Compounds (GC/MS) by Method 8260B

| Analyte | Result mg/l | Qualifier | RDL mg/l | Dilution | Analysis date / time | Batch |
|---|---|---|---|---|---|---|
| trans-1,2-Dichloroethene | ND | | 0.00100 | 1 | 05/19/2024 15:43 | WG2289016 |
| 1,2-Dichloropropane | ND | | 0.00100 | 1 | 05/19/2024 15:43 | WG2289016 |
| cis-1,3-Dichloropropene | ND | | 0.00100 | 1 | 05/19/2024 15:43 | WG2289016 |
| trans-1,3-Dichloropropene | ND | | 0.00100 | 1 | 05/19/2024 15:43 | WG2289016 |
| Ethylbenzene | ND | | 0.00100 | 1 | 05/19/2024 15:43 | WG2289016 |
| Hexachloro-1,3-butadiene | ND | | 0.00100 | 1 | 05/19/2024 15:43 | WG2289016 |
| 2-Hexanone | ND | | 0.0100 | 1 | 05/19/2024 15:43 | WG2289016 |
| 2-Butanone (MEK) | ND | | 0.0100 | 1 | 05/19/2024 15:43 | WG2289016 |
| Iodomethane | ND | | 0.0100 | 1 | 05/19/2024 15:43 | WG2289016 |
| Methylene Chloride | ND | | 0.00500 | 1 | 05/19/2024 15:43 | WG2289016 |
| 4-Methyl-2-pentanone (MIBK) | ND | | 0.0100 | 1 | 05/19/2024 15:43 | WG2289016 |
| Naphthalene | ND | | 0.00500 | 1 | 05/19/2024 15:43 | WG2289016 |
| n-Propylbenzene | ND | | 0.00100 | 1 | 05/19/2024 15:43 | WG2289016 |
| Styrene | ND | | 0.00100 | 1 | 05/19/2024 15:43 | WG2289016 |
| 1,1,1,2-Tetrachloroethane | ND | | 0.00100 | 1 | 05/19/2024 15:43 | WG2289016 |
| 1,1,2,2-Tetrachloroethane | ND | | 0.00100 | 1 | 05/19/2024 15:43 | WG2289016 |
| 1,1,2-Trichlorotrifluoroethane | ND | | 0.00100 | 1 | 05/19/2024 15:43 | WG2289016 |
| Tetrachloroethene | ND | | 0.00100 | 1 | 05/19/2024 15:43 | WG2289016 |
| Toluene | ND | | 0.00100 | 1 | 05/19/2024 15:43 | WG2289016 |
| 1,2,4-Trichlorobenzene | ND | | 0.00100 | 1 | 05/19/2024 15:43 | WG2289016 |
| 1,1,1-Trichloroethane | ND | | 0.00100 | 1 | 05/19/2024 15:43 | WG2289016 |
| 1,1,2-Trichloroethane | ND | | 0.00100 | 1 | 05/19/2024 15:43 | WG2289016 |
| Trichloroethene | ND | | 0.00100 | 1 | 05/19/2024 15:43 | WG2289016 |
| Trichlorofluoromethane | ND | | 0.00500 | 1 | 05/19/2024 15:43 | WG2289016 |
| 1,2,3-Trichloropropane | ND | | 0.00250 | 1 | 05/19/2024 15:43 | WG2289016 |
| 1,2,4-Trimethylbenzene | ND | | 0.00100 | 1 | 05/19/2024 15:43 | WG2289016 |
| 1,3,5-Trimethylbenzene | ND | | 0.00100 | 1 | 05/19/2024 15:43 | WG2289016 |
| Vinyl acetate | ND | | 0.0100 | 1 | 05/19/2024 15:43 | WG2289016 |
| Vinyl chloride | ND | | 0.00100 | 1 | 05/19/2024 15:43 | WG2289016 |
| Xylenes, Total | ND | | 0.00300 | 1 | 05/19/2024 15:43 | WG2289016 |
| Di-isopropyl ether | ND | | 0.00100 | 1 | 05/19/2024 15:43 | WG2289016 |
| Ethanol | ND | | 0.100 | 1 | 05/19/2024 15:43 | WG2289016 |
| Ethyl tert-butyl ether | ND | | 0.00100 | 1 | 05/19/2024 15:43 | WG2289016 |
| Methyl tert-butyl ether | ND | | 0.00100 | 1 | 05/19/2024 15:43 | WG2289016 |
| tert-Butyl alcohol | ND | | 0.00500 | 1 | 05/19/2024 15:43 | WG2289016 |
| tert-Amyl Methyl Ether | ND | | 0.00100 | 1 | 05/19/2024 15:43 | WG2289016 |
| *(S) Toluene-d8* | *105* | | *80.0-120* | | *05/19/2024 15:43* | WG2289016 |
| *(S) 4-Bromofluorobenzene* | *108* | | *77.0-126* | | *05/19/2024 15:43* | WG2289016 |
| *(S) 1,2-Dichloroethane-d4* | *100* | | *70.0-130* | | *05/19/2024 15:43* | WG2289016 |

1 Cp
2 Tc
3 Ss
4 Cn
5 Sr
6 Qc
7 Is
8 Gl
9 Al
10 Sc

## Gravimetric Analysis by Method 2540 C-2011

| Analyte | Result mg/l | Qualifier | RDL mg/l | Dilution | Analysis date / time | Batch |
|---|---|---|---|---|---|---|
| Dissolved Solids | 559 | | 10.0 | 1 | 05/20/2024 11:49 | WG2287931 |

## Wet Chemistry by Method 9056A

| Analyte | Result mg/l | Qualifier | RDL mg/l | Dilution | Analysis date / time | Batch |
|---|---|---|---|---|---|---|
| Nitrate | 1.08 | | 0.100 | 1 | 05/16/2024 19:41 | WG2287860 |
| Nitrite | 0.293 | | 0.100 | 1 | 05/16/2024 19:41 | WG2287860 |
| Sulfate | 159 | | 5.00 | 1 | 05/16/2024 19:41 | WG2287860 |

## Metals (ICP) by Method 6010D

| Analyte | Result mg/l | Qualifier | RDL mg/l | Dilution | Analysis date / time | Batch |
|---|---|---|---|---|---|---|
| Iron | ND | | 0.100 | 1 | 05/26/2024 18:48 | WG2290424 |

## Volatile Organic Compounds (GC) by Method RSK175

| Analyte | Result mg/l | Qualifier | RDL mg/l | Dilution | Analysis date / time | Batch |
|---|---|---|---|---|---|---|
| Methane | ND | | 0.0100 | 1 | 05/19/2024 15:19 | WG2287880 |
| Ethane | ND | | 0.0130 | 1 | 05/19/2024 15:19 | WG2287880 |
| Ethene | ND | | 0.0130 | 1 | 05/19/2024 15:19 | WG2287880 |

## Volatile Organic Compounds (GC/MS) by Method 8260B

| Analyte | Result mg/l | Qualifier | RDL mg/l | Dilution | Analysis date / time | Batch |
|---|---|---|---|---|---|---|
| Acetone | ND | L1 | 0.0500 | 1 | 05/19/2024 16:06 | WG2289016 |
| Acrylonitrile | ND | | 0.0100 | 1 | 05/19/2024 16:06 | WG2289016 |
| Benzene | ND | | 0.00100 | 1 | 05/19/2024 16:06 | WG2289016 |
| Bromobenzene | ND | | 0.00100 | 1 | 05/19/2024 16:06 | WG2289016 |
| Bromochloromethane | ND | | 0.00100 | 1 | 05/19/2024 16:06 | WG2289016 |
| Bromodichloromethane | ND | | 0.00100 | 1 | 05/19/2024 16:06 | WG2289016 |
| Bromoform | ND | | 0.00100 | 1 | 05/19/2024 16:06 | WG2289016 |
| Bromomethane | ND | | 0.00500 | 1 | 05/19/2024 16:06 | WG2289016 |
| n-Butylbenzene | ND | | 0.00100 | 1 | 05/19/2024 16:06 | WG2289016 |
| sec-Butylbenzene | ND | | 0.00100 | 1 | 05/19/2024 16:06 | WG2289016 |
| tert-Butylbenzene | ND | | 0.00100 | 1 | 05/19/2024 16:06 | WG2289016 |
| Carbon tetrachloride | ND | | 0.00100 | 1 | 05/19/2024 16:06 | WG2289016 |
| Carbon disulfide | ND | | 0.00100 | 1 | 05/19/2024 16:06 | WG2289016 |
| Chlorobenzene | ND | | 0.00100 | 1 | 05/19/2024 16:06 | WG2289016 |
| Chlorodibromomethane | ND | | 0.00100 | 1 | 05/19/2024 16:06 | WG2289016 |
| Chloroethane | ND | | 0.00500 | 1 | 05/19/2024 16:06 | WG2289016 |
| Chloroform | ND | | 0.00500 | 1 | 05/19/2024 16:06 | WG2289016 |
| Chloromethane | ND | | 0.00250 | 1 | 05/19/2024 16:06 | WG2289016 |
| 1,2-Dibromo-3-Chloropropane | ND | | 0.00500 | 1 | 05/19/2024 16:06 | WG2289016 |
| 1,2-Dibromoethane | ND | | 0.00100 | 1 | 05/19/2024 16:06 | WG2289016 |
| Dibromomethane | ND | | 0.00100 | 1 | 05/19/2024 16:06 | WG2289016 |
| 1,2-Dichlorobenzene | ND | | 0.00100 | 1 | 05/19/2024 16:06 | WG2289016 |
| 1,3-Dichlorobenzene | ND | | 0.00100 | 1 | 05/19/2024 16:06 | WG2289016 |
| 1,4-Dichlorobenzene | ND | | 0.00100 | 1 | 05/19/2024 16:06 | WG2289016 |
| trans-1,4-Dichloro-2-butene | ND | L2 | 0.00250 | 1 | 05/19/2024 16:06 | WG2289016 |
| Dichlorodifluoromethane | ND | | 0.00500 | 1 | 05/19/2024 16:06 | WG2289016 |
| 1,1-Dichloroethane | ND | | 0.00100 | 1 | 05/19/2024 16:06 | WG2289016 |
| 1,2-Dichloroethane | ND | | 0.00100 | 1 | 05/19/2024 16:06 | WG2289016 |
| 1,1-Dichloroethene | ND | | 0.00100 | 1 | 05/19/2024 16:06 | WG2289016 |
| cis-1,2-Dichloroethene | ND | | 0.00100 | 1 | 05/19/2024 16:06 | WG2289016 |

## Volatile Organic Compounds (GC/MS) by Method 8260B

| Analyte | Result mg/l | Qualifier | RDL mg/l | Dilution | Analysis date / time | Batch |
|---|---|---|---|---|---|---|
| trans-1,2-Dichloroethene | ND | | 0.00100 | 1 | 05/19/2024 16:06 | WG2289016 |
| 1,2-Dichloropropane | ND | | 0.00100 | 1 | 05/19/2024 16:06 | WG2289016 |
| cis-1,3-Dichloropropene | ND | | 0.00100 | 1 | 05/19/2024 16:06 | WG2289016 |
| trans-1,3-Dichloropropene | ND | | 0.00100 | 1 | 05/19/2024 16:06 | WG2289016 |
| Ethylbenzene | ND | | 0.00100 | 1 | 05/19/2024 16:06 | WG2289016 |
| Hexachloro-1,3-butadiene | ND | | 0.00100 | 1 | 05/19/2024 16:06 | WG2289016 |
| 2-Hexanone | ND | | 0.0100 | 1 | 05/19/2024 16:06 | WG2289016 |
| 2-Butanone (MEK) | ND | | 0.0100 | 1 | 05/19/2024 16:06 | WG2289016 |
| Iodomethane | ND | | 0.0100 | 1 | 05/19/2024 16:06 | WG2289016 |
| Methylene Chloride | ND | | 0.00500 | 1 | 05/19/2024 16:06 | WG2289016 |
| 4-Methyl-2-pentanone (MIBK) | ND | | 0.0100 | 1 | 05/19/2024 16:06 | WG2289016 |
| Naphthalene | ND | | 0.00500 | 1 | 05/19/2024 16:06 | WG2289016 |
| n-Propylbenzene | ND | | 0.00100 | 1 | 05/19/2024 16:06 | WG2289016 |
| Styrene | ND | | 0.00100 | 1 | 05/19/2024 16:06 | WG2289016 |
| 1,1,1,2-Tetrachloroethane | ND | | 0.00100 | 1 | 05/19/2024 16:06 | WG2289016 |
| 1,1,2,2-Tetrachloroethane | ND | | 0.00100 | 1 | 05/19/2024 16:06 | WG2289016 |
| 1,1,2-Trichlorotrifluoroethane | ND | | 0.00100 | 1 | 05/19/2024 16:06 | WG2289016 |
| Tetrachloroethene | ND | | 0.00100 | 1 | 05/19/2024 16:06 | WG2289016 |
| Toluene | ND | | 0.00100 | 1 | 05/19/2024 16:06 | WG2289016 |
| 1,2,4-Trichlorobenzene | ND | | 0.00100 | 1 | 05/19/2024 16:06 | WG2289016 |
| 1,1,1-Trichloroethane | ND | | 0.00100 | 1 | 05/19/2024 16:06 | WG2289016 |
| 1,1,2-Trichloroethane | ND | | 0.00100 | 1 | 05/19/2024 16:06 | WG2289016 |
| Trichloroethene | ND | | 0.00100 | 1 | 05/19/2024 16:06 | WG2289016 |
| Trichlorofluoromethane | ND | | 0.00500 | 1 | 05/19/2024 16:06 | WG2289016 |
| 1,2,3-Trichloropropane | ND | | 0.00250 | 1 | 05/19/2024 16:06 | WG2289016 |
| 1,2,4-Trimethylbenzene | ND | | 0.00100 | 1 | 05/19/2024 16:06 | WG2289016 |
| 1,3,5-Trimethylbenzene | ND | | 0.00100 | 1 | 05/19/2024 16:06 | WG2289016 |
| Vinyl acetate | ND | | 0.0100 | 1 | 05/19/2024 16:06 | WG2289016 |
| Vinyl chloride | ND | | 0.00100 | 1 | 05/19/2024 16:06 | WG2289016 |
| Xylenes, Total | ND | | 0.00300 | 1 | 05/19/2024 16:06 | WG2289016 |
| Di-isopropyl ether | ND | | 0.00100 | 1 | 05/19/2024 16:06 | WG2289016 |
| Ethanol | ND | | 0.100 | 1 | 05/19/2024 16:06 | WG2289016 |
| Ethyl tert-butyl ether | ND | | 0.00100 | 1 | 05/19/2024 16:06 | WG2289016 |
| Methyl tert-butyl ether | 0.00223 | | 0.00100 | 1 | 05/19/2024 16:06 | WG2289016 |
| tert-Butyl alcohol | ND | | 0.00500 | 1 | 05/19/2024 16:06 | WG2289016 |
| tert-Amyl Methyl Ether | ND | | 0.00100 | 1 | 05/19/2024 16:06 | WG2289016 |
| *(S) Toluene-d8* | *103* | | *80.0-120* | | *05/19/2024 16:06* | WG2289016 |
| *(S) 4-Bromofluorobenzene* | *107* | | *77.0-126* | | *05/19/2024 16:06* | WG2289016 |
| *(S) 1,2-Dichloroethane-d4* | *98.7* | | *70.0-130* | | *05/19/2024 16:06* | WG2289016 |

1 Cp
2 Tc
3 Ss
4 Cn
5 Sr
6 Qc
7 Is
8 Gl
9 Al
10 Sc

## Gravimetric Analysis by Method 2540 C-2011

| Analyte | Result mg/l | Qualifier | RDL mg/l | Dilution | Analysis date / time | Batch |
|---|---|---|---|---|---|---|
| Dissolved Solids | 558 | | 10.0 | 1 | 05/20/2024 11:49 | WG2287931 |

## Wet Chemistry by Method 9056A

| Analyte | Result mg/l | Qualifier | RDL mg/l | Dilution | Analysis date / time | Batch |
|---|---|---|---|---|---|---|
| Nitrate | 1.00 | | 0.100 | 1 | 05/16/2024 19:56 | WG2287860 |
| Nitrite | 0.284 | | 0.100 | 1 | 05/16/2024 19:56 | WG2287860 |
| Sulfate | 158 | | 5.00 | 1 | 05/16/2024 19:56 | WG2287860 |

## Metals (ICP) by Method 6010D

| Analyte | Result mg/l | Qualifier | RDL mg/l | Dilution | Analysis date / time | Batch |
|---|---|---|---|---|---|---|
| Iron | ND | | 0.100 | 1 | 05/26/2024 18:49 | WG2290424 |

## Volatile Organic Compounds (GC) by Method RSK175

| Analyte | Result mg/l | Qualifier | RDL mg/l | Dilution | Analysis date / time | Batch |
|---|---|---|---|---|---|---|
| Methane | ND | | 0.0100 | 1 | 05/19/2024 15:27 | WG2287880 |
| Ethane | ND | | 0.0130 | 1 | 05/19/2024 15:27 | WG2287880 |
| Ethene | ND | | 0.0130 | 1 | 05/19/2024 15:27 | WG2287880 |

## Volatile Organic Compounds (GC/MS) by Method 8260B

| Analyte | Result mg/l | Qualifier | RDL mg/l | Dilution | Analysis date / time | Batch |
|---|---|---|---|---|---|---|
| Acetone | ND | L1 | 0.0500 | 1 | 05/19/2024 16:29 | WG2289016 |
| Acrylonitrile | ND | | 0.0100 | 1 | 05/19/2024 16:29 | WG2289016 |
| Benzene | ND | | 0.00100 | 1 | 05/19/2024 16:29 | WG2289016 |
| Bromobenzene | ND | | 0.00100 | 1 | 05/19/2024 16:29 | WG2289016 |
| Bromochloromethane | ND | | 0.00100 | 1 | 05/19/2024 16:29 | WG2289016 |
| Bromodichloromethane | ND | | 0.00100 | 1 | 05/19/2024 16:29 | WG2289016 |
| Bromoform | ND | | 0.00100 | 1 | 05/19/2024 16:29 | WG2289016 |
| Bromomethane | ND | | 0.00500 | 1 | 05/19/2024 16:29 | WG2289016 |
| n-Butylbenzene | ND | | 0.00100 | 1 | 05/19/2024 16:29 | WG2289016 |
| sec-Butylbenzene | ND | | 0.00100 | 1 | 05/19/2024 16:29 | WG2289016 |
| tert-Butylbenzene | ND | | 0.00100 | 1 | 05/19/2024 16:29 | WG2289016 |
| Carbon tetrachloride | ND | | 0.00100 | 1 | 05/19/2024 16:29 | WG2289016 |
| Carbon disulfide | ND | | 0.00100 | 1 | 05/19/2024 16:29 | WG2289016 |
| Chlorobenzene | ND | | 0.00100 | 1 | 05/19/2024 16:29 | WG2289016 |
| Chlorodibromomethane | ND | | 0.00100 | 1 | 05/19/2024 16:29 | WG2289016 |
| Chloroethane | ND | | 0.00500 | 1 | 05/19/2024 16:29 | WG2289016 |
| Chloroform | ND | | 0.00500 | 1 | 05/19/2024 16:29 | WG2289016 |
| Chloromethane | ND | | 0.00250 | 1 | 05/19/2024 16:29 | WG2289016 |
| 1,2-Dibromo-3-Chloropropane | ND | | 0.00500 | 1 | 05/19/2024 16:29 | WG2289016 |
| 1,2-Dibromoethane | ND | | 0.00100 | 1 | 05/19/2024 16:29 | WG2289016 |
| Dibromomethane | ND | | 0.00100 | 1 | 05/19/2024 16:29 | WG2289016 |
| 1,2-Dichlorobenzene | ND | | 0.00100 | 1 | 05/19/2024 16:29 | WG2289016 |
| 1,3-Dichlorobenzene | ND | | 0.00100 | 1 | 05/19/2024 16:29 | WG2289016 |
| 1,4-Dichlorobenzene | ND | | 0.00100 | 1 | 05/19/2024 16:29 | WG2289016 |
| trans-1,4-Dichloro-2-butene | ND | L2 | 0.00250 | 1 | 05/19/2024 16:29 | WG2289016 |
| Dichlorodifluoromethane | ND | | 0.00500 | 1 | 05/19/2024 16:29 | WG2289016 |
| 1,1-Dichloroethane | ND | | 0.00100 | 1 | 05/19/2024 16:29 | WG2289016 |
| 1,2-Dichloroethane | ND | | 0.00100 | 1 | 05/19/2024 16:29 | WG2289016 |
| 1,1-Dichloroethene | ND | | 0.00100 | 1 | 05/19/2024 16:29 | WG2289016 |
| cis-1,2-Dichloroethene | ND | | 0.00100 | 1 | 05/19/2024 16:29 | WG2289016 |

## Volatile Organic Compounds (GC/MS) by Method 8260B

| Analyte | Result mg/l | Qualifier | RDL mg/l | Dilution | Analysis date / time | Batch |
|---|---|---|---|---|---|---|
| trans-1,2-Dichloroethene | ND | | 0.00100 | 1 | 05/19/2024 16:29 | WG2289016 |
| 1,2-Dichloropropane | ND | | 0.00100 | 1 | 05/19/2024 16:29 | WG2289016 |
| cis-1,3-Dichloropropene | ND | | 0.00100 | 1 | 05/19/2024 16:29 | WG2289016 |
| trans-1,3-Dichloropropene | ND | | 0.00100 | 1 | 05/19/2024 16:29 | WG2289016 |
| Ethylbenzene | ND | | 0.00100 | 1 | 05/19/2024 16:29 | WG2289016 |
| Hexachloro-1,3-butadiene | ND | | 0.00100 | 1 | 05/19/2024 16:29 | WG2289016 |
| 2-Hexanone | ND | | 0.0100 | 1 | 05/19/2024 16:29 | WG2289016 |
| 2-Butanone (MEK) | ND | | 0.0100 | 1 | 05/19/2024 16:29 | WG2289016 |
| Iodomethane | ND | | 0.0100 | 1 | 05/19/2024 16:29 | WG2289016 |
| Methylene Chloride | ND | | 0.00500 | 1 | 05/19/2024 16:29 | WG2289016 |
| 4-Methyl-2-pentanone (MIBK) | ND | | 0.0100 | 1 | 05/19/2024 16:29 | WG2289016 |
| Naphthalene | ND | | 0.00500 | 1 | 05/19/2024 16:29 | WG2289016 |
| n-Propylbenzene | ND | | 0.00100 | 1 | 05/19/2024 16:29 | WG2289016 |
| Styrene | ND | | 0.00100 | 1 | 05/19/2024 16:29 | WG2289016 |
| 1,1,1,2-Tetrachloroethane | ND | | 0.00100 | 1 | 05/19/2024 16:29 | WG2289016 |
| 1,1,2,2-Tetrachloroethane | ND | | 0.00100 | 1 | 05/19/2024 16:29 | WG2289016 |
| 1,1,2-Trichlorotrifluoroethane | ND | | 0.00100 | 1 | 05/19/2024 16:29 | WG2289016 |
| Tetrachloroethene | ND | | 0.00100 | 1 | 05/19/2024 16:29 | WG2289016 |
| Toluene | ND | | 0.00100 | 1 | 05/19/2024 16:29 | WG2289016 |
| 1,2,4-Trichlorobenzene | ND | | 0.00100 | 1 | 05/19/2024 16:29 | WG2289016 |
| 1,1,1-Trichloroethane | ND | | 0.00100 | 1 | 05/19/2024 16:29 | WG2289016 |
| 1,1,2-Trichloroethane | ND | | 0.00100 | 1 | 05/19/2024 16:29 | WG2289016 |
| Trichloroethene | ND | | 0.00100 | 1 | 05/19/2024 16:29 | WG2289016 |
| Trichlorofluoromethane | ND | | 0.00500 | 1 | 05/19/2024 16:29 | WG2289016 |
| 1,2,3-Trichloropropane | ND | | 0.00250 | 1 | 05/19/2024 16:29 | WG2289016 |
| 1,2,4-Trimethylbenzene | ND | | 0.00100 | 1 | 05/19/2024 16:29 | WG2289016 |
| 1,3,5-Trimethylbenzene | ND | | 0.00100 | 1 | 05/19/2024 16:29 | WG2289016 |
| Vinyl acetate | ND | | 0.0100 | 1 | 05/19/2024 16:29 | WG2289016 |
| Vinyl chloride | ND | | 0.00100 | 1 | 05/19/2024 16:29 | WG2289016 |
| Xylenes, Total | ND | | 0.00300 | 1 | 05/19/2024 16:29 | WG2289016 |
| Di-isopropyl ether | ND | | 0.00100 | 1 | 05/19/2024 16:29 | WG2289016 |
| Ethanol | ND | | 0.100 | 1 | 05/19/2024 16:29 | WG2289016 |
| Ethyl tert-butyl ether | ND | | 0.00100 | 1 | 05/19/2024 16:29 | WG2289016 |
| Methyl tert-butyl ether | 0.00221 | | 0.00100 | 1 | 05/19/2024 16:29 | WG2289016 |
| tert-Butyl alcohol | ND | | 0.00500 | 1 | 05/19/2024 16:29 | WG2289016 |
| tert-Amyl Methyl Ether | ND | | 0.00100 | 1 | 05/19/2024 16:29 | WG2289016 |
| *(S) Toluene-d8* | *106* | | *80.0-120* | | *05/19/2024 16:29* | WG2289016 |
| *(S) 4-Bromofluorobenzene* | *106* | | *77.0-126* | | *05/19/2024 16:29* | WG2289016 |
| *(S) 1,2-Dichloroethane-d4* | *98.3* | | *70.0-130* | | *05/19/2024 16:29* | WG2289016 |

1 Cp
2 Tc
3 Ss
4 Cn
5 Sr
6 Qc
7 Is
8 Gl
9 Al
10 Sc

## Gravimetric Analysis by Method 2540 C-2011

| Analyte | Result | Qualifier | RDL | Dilution | Analysis | Batch |
|---|---|---|---|---|---|---|
| | mg/l | | mg/l | | date / time | |
| Dissolved Solids | 440 | | 10.0 | 1 | 05/20/2024 11:49 | WG2287931 |

## Wet Chemistry by Method 9056A

| Analyte | Result | Qualifier | RDL | Dilution | Analysis | Batch |
|---|---|---|---|---|---|---|
| | mg/l | | mg/l | | date / time | |
| Nitrate | 2.56 | | 0.100 | 1 | 05/16/2024 20:12 | WG2287860 |
| Nitrite | 0.112 | | 0.100 | 1 | 05/16/2024 20:12 | WG2287860 |
| Sulfate | 105 | | 5.00 | 1 | 05/16/2024 20:12 | WG2287860 |

## Metals (ICP) by Method 6010D

| Analyte | Result | Qualifier | RDL | Dilution | Analysis | Batch |
|---|---|---|---|---|---|---|
| | mg/l | | mg/l | | date / time | |
| Iron | 1.43 | | 0.100 | 1 | 05/26/2024 18:05 | WG2290424 |

## Volatile Organic Compounds (GC) by Method RSK175

| Analyte | Result | Qualifier | RDL | Dilution | Analysis | Batch |
|---|---|---|---|---|---|---|
| | mg/l | | mg/l | | date / time | |
| Methane | ND | | 0.0100 | 1 | 05/19/2024 15:31 | WG2287880 |
| Ethane | ND | | 0.0130 | 1 | 05/19/2024 15:31 | WG2287880 |
| Ethene | ND | | 0.0130 | 1 | 05/19/2024 15:31 | WG2287880 |

## Volatile Organic Compounds (GC/MS) by Method 8260B

| Analyte | Result | Qualifier | RDL | Dilution | Analysis | Batch |
|---|---|---|---|---|---|---|
| | mg/l | | mg/l | | date / time | |
| Acetone | ND | L1 | 0.0500 | 1 | 05/19/2024 16:52 | WG2289016 |
| Acrylonitrile | ND | | 0.0100 | 1 | 05/19/2024 16:52 | WG2289016 |
| Benzene | ND | | 0.00100 | 1 | 05/19/2024 16:52 | WG2289016 |
| Bromobenzene | ND | | 0.00100 | 1 | 05/19/2024 16:52 | WG2289016 |
| Bromochloromethane | ND | | 0.00100 | 1 | 05/19/2024 16:52 | WG2289016 |
| Bromodichloromethane | ND | | 0.00100 | 1 | 05/19/2024 16:52 | WG2289016 |
| Bromoform | ND | | 0.00100 | 1 | 05/19/2024 16:52 | WG2289016 |
| Bromomethane | ND | | 0.00500 | 1 | 05/19/2024 16:52 | WG2289016 |
| n-Butylbenzene | ND | | 0.00100 | 1 | 05/19/2024 16:52 | WG2289016 |
| sec-Butylbenzene | ND | | 0.00100 | 1 | 05/19/2024 16:52 | WG2289016 |
| tert-Butylbenzene | ND | | 0.00100 | 1 | 05/19/2024 16:52 | WG2289016 |
| Carbon tetrachloride | ND | | 0.00100 | 1 | 05/19/2024 16:52 | WG2289016 |
| Carbon disulfide | ND | | 0.00100 | 1 | 05/19/2024 16:52 | WG2289016 |
| Chlorobenzene | ND | | 0.00100 | 1 | 05/19/2024 16:52 | WG2289016 |
| Chlorodibromomethane | ND | | 0.00100 | 1 | 05/19/2024 16:52 | WG2289016 |
| Chloroethane | ND | | 0.00500 | 1 | 05/19/2024 16:52 | WG2289016 |
| Chloroform | ND | | 0.00500 | 1 | 05/19/2024 16:52 | WG2289016 |
| Chloromethane | ND | | 0.00250 | 1 | 05/19/2024 16:52 | WG2289016 |
| 1,2-Dibromo-3-Chloropropane | ND | | 0.00500 | 1 | 05/19/2024 16:52 | WG2289016 |
| 1,2-Dibromoethane | ND | | 0.00100 | 1 | 05/19/2024 16:52 | WG2289016 |
| Dibromomethane | ND | | 0.00100 | 1 | 05/19/2024 16:52 | WG2289016 |
| 1,2-Dichlorobenzene | ND | | 0.00100 | 1 | 05/19/2024 16:52 | WG2289016 |
| 1,3-Dichlorobenzene | ND | | 0.00100 | 1 | 05/19/2024 16:52 | WG2289016 |
| 1,4-Dichlorobenzene | ND | | 0.00100 | 1 | 05/19/2024 16:52 | WG2289016 |
| trans-1,4-Dichloro-2-butene | ND | L2 | 0.00250 | 1 | 05/19/2024 16:52 | WG2289016 |
| Dichlorodifluoromethane | ND | | 0.00500 | 1 | 05/19/2024 16:52 | WG2289016 |
| 1,1-Dichloroethane | ND | | 0.00100 | 1 | 05/19/2024 16:52 | WG2289016 |
| 1,2-Dichloroethane | ND | | 0.00100 | 1 | 05/19/2024 16:52 | WG2289016 |
| 1,1-Dichloroethene | ND | | 0.00100 | 1 | 05/19/2024 16:52 | WG2289016 |
| cis-1,2-Dichloroethene | ND | | 0.00100 | 1 | 05/19/2024 16:52 | WG2289016 |

## Volatile Organic Compounds (GC/MS) by Method 8260B

| Analyte | Result mg/l | Qualifier | RDL mg/l | Dilution | Analysis date / time | Batch |
|---|---|---|---|---|---|---|
| trans-1,2-Dichloroethene | ND | | 0.00100 | 1 | 05/19/2024 16:52 | WG2289016 |
| 1,2-Dichloropropane | ND | | 0.00100 | 1 | 05/19/2024 16:52 | WG2289016 |
| cis-1,3-Dichloropropene | ND | | 0.00100 | 1 | 05/19/2024 16:52 | WG2289016 |
| trans-1,3-Dichloropropene | ND | | 0.00100 | 1 | 05/19/2024 16:52 | WG2289016 |
| Ethylbenzene | ND | | 0.00100 | 1 | 05/19/2024 16:52 | WG2289016 |
| Hexachloro-1,3-butadiene | ND | | 0.00100 | 1 | 05/19/2024 16:52 | WG2289016 |
| 2-Hexanone | ND | | 0.0100 | 1 | 05/19/2024 16:52 | WG2289016 |
| 2-Butanone (MEK) | ND | | 0.0100 | 1 | 05/19/2024 16:52 | WG2289016 |
| Iodomethane | ND | | 0.0100 | 1 | 05/19/2024 16:52 | WG2289016 |
| Methylene Chloride | ND | | 0.00500 | 1 | 05/19/2024 16:52 | WG2289016 |
| 4-Methyl-2-pentanone (MIBK) | ND | | 0.0100 | 1 | 05/19/2024 16:52 | WG2289016 |
| Naphthalene | ND | | 0.00500 | 1 | 05/19/2024 16:52 | WG2289016 |
| n-Propylbenzene | ND | | 0.00100 | 1 | 05/19/2024 16:52 | WG2289016 |
| Styrene | ND | | 0.00100 | 1 | 05/19/2024 16:52 | WG2289016 |
| 1,1,1,2-Tetrachloroethane | ND | | 0.00100 | 1 | 05/19/2024 16:52 | WG2289016 |
| 1,1,2,2-Tetrachloroethane | ND | | 0.00100 | 1 | 05/19/2024 16:52 | WG2289016 |
| 1,1,2-Trichlorotrifluoroethane | ND | | 0.00100 | 1 | 05/19/2024 16:52 | WG2289016 |
| Tetrachloroethene | ND | | 0.00100 | 1 | 05/19/2024 16:52 | WG2289016 |
| Toluene | ND | | 0.00100 | 1 | 05/19/2024 16:52 | WG2289016 |
| 1,2,4-Trichlorobenzene | ND | | 0.00100 | 1 | 05/19/2024 16:52 | WG2289016 |
| 1,1,1-Trichloroethane | ND | | 0.00100 | 1 | 05/19/2024 16:52 | WG2289016 |
| 1,1,2-Trichloroethane | ND | | 0.00100 | 1 | 05/19/2024 16:52 | WG2289016 |
| Trichloroethene | ND | | 0.00100 | 1 | 05/19/2024 16:52 | WG2289016 |
| Trichlorofluoromethane | ND | | 0.00500 | 1 | 05/19/2024 16:52 | WG2289016 |
| 1,2,3-Trichloropropane | ND | | 0.00250 | 1 | 05/19/2024 16:52 | WG2289016 |
| 1,2,4-Trimethylbenzene | ND | | 0.00100 | 1 | 05/19/2024 16:52 | WG2289016 |
| 1,3,5-Trimethylbenzene | ND | | 0.00100 | 1 | 05/19/2024 16:52 | WG2289016 |
| Vinyl acetate | ND | | 0.0100 | 1 | 05/19/2024 16:52 | WG2289016 |
| Vinyl chloride | ND | | 0.00100 | 1 | 05/19/2024 16:52 | WG2289016 |
| Xylenes, Total | ND | | 0.00300 | 1 | 05/19/2024 16:52 | WG2289016 |
| Di-isopropyl ether | ND | | 0.00100 | 1 | 05/19/2024 16:52 | WG2289016 |
| Ethanol | ND | | 0.100 | 1 | 05/19/2024 16:52 | WG2289016 |
| Ethyl tert-butyl ether | ND | | 0.00100 | 1 | 05/19/2024 16:52 | WG2289016 |
| Methyl tert-butyl ether | ND | | 0.00100 | 1 | 05/19/2024 16:52 | WG2289016 |
| tert-Butyl alcohol | ND | | 0.00500 | 1 | 05/19/2024 16:52 | WG2289016 |
| tert-Amyl Methyl Ether | ND | | 0.00100 | 1 | 05/19/2024 16:52 | WG2289016 |
| *(S) Toluene-d8* | *108* | | *80.0-120* | | *05/19/2024 16:52* | WG2289016 |
| *(S) 4-Bromofluorobenzene* | *111* | | *77.0-126* | | *05/19/2024 16:52* | WG2289016 |
| *(S) 1,2-Dichloroethane-d4* | *99.6* | | *70.0-130* | | *05/19/2024 16:52* | WG2289016 |

## Gravimetric Analysis by Method 2540 C-2011

| Analyte | Result mg/l | Qualifier | RDL mg/l | Dilution | Analysis date / time | Batch |
|---|---|---|---|---|---|---|
| Dissolved Solids | 331 | | 10.0 | 1 | 05/20/2024 11:49 | WG2287931 |

## Wet Chemistry by Method 9056A

| Analyte | Result mg/l | Qualifier | RDL mg/l | Dilution | Analysis date / time | Batch |
|---|---|---|---|---|---|---|
| Nitrate | 2.31 | | 0.100 | 1 | 05/16/2024 20:28 | WG2287860 |
| Nitrite | ND | | 0.100 | 1 | 05/16/2024 20:28 | WG2287860 |
| Sulfate | 59.5 | | 5.00 | 1 | 05/16/2024 20:28 | WG2287860 |

## Metals (ICP) by Method 6010D

| Analyte | Result mg/l | Qualifier | RDL mg/l | Dilution | Analysis date / time | Batch |
|---|---|---|---|---|---|---|
| Iron | ND | | 0.100 | 1 | 05/26/2024 18:06 | WG2290424 |

## Volatile Organic Compounds (GC) by Method RSK175

| Analyte | Result mg/l | Qualifier | RDL mg/l | Dilution | Analysis date / time | Batch |
|---|---|---|---|---|---|---|
| Methane | ND | | 0.0100 | 1 | 05/20/2024 11:34 | WG2289407 |
| Ethane | ND | | 0.0130 | 1 | 05/20/2024 11:34 | WG2289407 |
| Ethene | ND | | 0.0130 | 1 | 05/20/2024 11:34 | WG2289407 |

## Volatile Organic Compounds (GC/MS) by Method 8260B

| Analyte | Result mg/l | Qualifier | RDL mg/l | Dilution | Analysis date / time | Batch |
|---|---|---|---|---|---|---|
| Acetone | ND | L1 | 0.0500 | 1 | 05/19/2024 17:15 | WG2289016 |
| Acrylonitrile | ND | | 0.0100 | 1 | 05/19/2024 17:15 | WG2289016 |
| Benzene | ND | | 0.00100 | 1 | 05/19/2024 17:15 | WG2289016 |
| Bromobenzene | ND | | 0.00100 | 1 | 05/19/2024 17:15 | WG2289016 |
| Bromochloromethane | ND | | 0.00100 | 1 | 05/19/2024 17:15 | WG2289016 |
| Bromodichloromethane | ND | | 0.00100 | 1 | 05/19/2024 17:15 | WG2289016 |
| Bromoform | ND | | 0.00100 | 1 | 05/19/2024 17:15 | WG2289016 |
| Bromomethane | ND | | 0.00500 | 1 | 05/19/2024 17:15 | WG2289016 |
| n-Butylbenzene | ND | | 0.00100 | 1 | 05/19/2024 17:15 | WG2289016 |
| sec-Butylbenzene | ND | | 0.00100 | 1 | 05/19/2024 17:15 | WG2289016 |
| tert-Butylbenzene | ND | | 0.00100 | 1 | 05/19/2024 17:15 | WG2289016 |
| Carbon tetrachloride | ND | | 0.00100 | 1 | 05/19/2024 17:15 | WG2289016 |
| Carbon disulfide | ND | | 0.00100 | 1 | 05/19/2024 17:15 | WG2289016 |
| Chlorobenzene | ND | | 0.00100 | 1 | 05/19/2024 17:15 | WG2289016 |
| Chlorodibromomethane | ND | | 0.00100 | 1 | 05/19/2024 17:15 | WG2289016 |
| Chloroethane | ND | | 0.00500 | 1 | 05/19/2024 17:15 | WG2289016 |
| Chloroform | ND | | 0.00500 | 1 | 05/19/2024 17:15 | WG2289016 |
| Chloromethane | ND | | 0.00250 | 1 | 05/19/2024 17:15 | WG2289016 |
| 1,2-Dibromo-3-Chloropropane | ND | | 0.00500 | 1 | 05/19/2024 17:15 | WG2289016 |
| 1,2-Dibromoethane | ND | | 0.00100 | 1 | 05/19/2024 17:15 | WG2289016 |
| Dibromomethane | ND | | 0.00100 | 1 | 05/19/2024 17:15 | WG2289016 |
| 1,2-Dichlorobenzene | ND | | 0.00100 | 1 | 05/19/2024 17:15 | WG2289016 |
| 1,3-Dichlorobenzene | ND | | 0.00100 | 1 | 05/19/2024 17:15 | WG2289016 |
| 1,4-Dichlorobenzene | ND | | 0.00100 | 1 | 05/19/2024 17:15 | WG2289016 |
| trans-1,4-Dichloro-2-butene | ND | L2 | 0.00250 | 1 | 05/19/2024 17:15 | WG2289016 |
| Dichlorodifluoromethane | ND | | 0.00500 | 1 | 05/19/2024 17:15 | WG2289016 |
| 1,1-Dichloroethane | ND | | 0.00100 | 1 | 05/19/2024 17:15 | WG2289016 |
| 1,2-Dichloroethane | ND | | 0.00100 | 1 | 05/19/2024 17:15 | WG2289016 |
| 1,1-Dichloroethene | ND | | 0.00100 | 1 | 05/19/2024 17:15 | WG2289016 |
| cis-1,2-Dichloroethene | ND | | 0.00100 | 1 | 05/19/2024 17:15 | WG2289016 |

## Volatile Organic Compounds (GC/MS) by Method 8260B

| Analyte | Result mg/l | Qualifier | RDL mg/l | Dilution | Analysis date / time | Batch |
|---|---|---|---|---|---|---|
| trans-1,2-Dichloroethene | ND | | 0.00100 | 1 | 05/19/2024 17:15 | WG2289016 |
| 1,2-Dichloropropane | ND | | 0.00100 | 1 | 05/19/2024 17:15 | WG2289016 |
| cis-1,3-Dichloropropene | ND | | 0.00100 | 1 | 05/19/2024 17:15 | WG2289016 |
| trans-1,3-Dichloropropene | ND | | 0.00100 | 1 | 05/19/2024 17:15 | WG2289016 |
| Ethylbenzene | ND | | 0.00100 | 1 | 05/19/2024 17:15 | WG2289016 |
| Hexachloro-1,3-butadiene | ND | | 0.00100 | 1 | 05/19/2024 17:15 | WG2289016 |
| 2-Hexanone | ND | | 0.0100 | 1 | 05/19/2024 17:15 | WG2289016 |
| 2-Butanone (MEK) | ND | | 0.0100 | 1 | 05/19/2024 17:15 | WG2289016 |
| Iodomethane | ND | | 0.0100 | 1 | 05/19/2024 17:15 | WG2289016 |
| Methylene Chloride | ND | | 0.00500 | 1 | 05/19/2024 17:15 | WG2289016 |
| 4-Methyl-2-pentanone (MIBK) | ND | | 0.0100 | 1 | 05/19/2024 17:15 | WG2289016 |
| Naphthalene | ND | | 0.00500 | 1 | 05/19/2024 17:15 | WG2289016 |
| n-Propylbenzene | ND | | 0.00100 | 1 | 05/19/2024 17:15 | WG2289016 |
| Styrene | ND | | 0.00100 | 1 | 05/19/2024 17:15 | WG2289016 |
| 1,1,1,2-Tetrachloroethane | ND | | 0.00100 | 1 | 05/19/2024 17:15 | WG2289016 |
| 1,1,2,2-Tetrachloroethane | ND | | 0.00100 | 1 | 05/19/2024 17:15 | WG2289016 |
| 1,1,2-Trichlorotrifluoroethane | ND | | 0.00100 | 1 | 05/19/2024 17:15 | WG2289016 |
| Tetrachloroethene | ND | | 0.00100 | 1 | 05/19/2024 17:15 | WG2289016 |
| Toluene | ND | | 0.00100 | 1 | 05/19/2024 17:15 | WG2289016 |
| 1,2,4-Trichlorobenzene | ND | | 0.00100 | 1 | 05/19/2024 17:15 | WG2289016 |
| 1,1,1-Trichloroethane | ND | | 0.00100 | 1 | 05/19/2024 17:15 | WG2289016 |
| 1,1,2-Trichloroethane | ND | | 0.00100 | 1 | 05/19/2024 17:15 | WG2289016 |
| Trichloroethene | ND | | 0.00100 | 1 | 05/19/2024 17:15 | WG2289016 |
| Trichlorofluoromethane | ND | | 0.00500 | 1 | 05/19/2024 17:15 | WG2289016 |
| 1,2,3-Trichloropropane | ND | | 0.00250 | 1 | 05/19/2024 17:15 | WG2289016 |
| 1,2,4-Trimethylbenzene | ND | | 0.00100 | 1 | 05/19/2024 17:15 | WG2289016 |
| 1,3,5-Trimethylbenzene | ND | | 0.00100 | 1 | 05/19/2024 17:15 | WG2289016 |
| Vinyl acetate | ND | | 0.0100 | 1 | 05/19/2024 17:15 | WG2289016 |
| Vinyl chloride | ND | | 0.00100 | 1 | 05/19/2024 17:15 | WG2289016 |
| Xylenes, Total | ND | | 0.00300 | 1 | 05/19/2024 17:15 | WG2289016 |
| Di-isopropyl ether | ND | | 0.00100 | 1 | 05/19/2024 17:15 | WG2289016 |
| Ethanol | ND | | 0.100 | 1 | 05/19/2024 17:15 | WG2289016 |
| Ethyl tert-butyl ether | ND | | 0.00100 | 1 | 05/19/2024 17:15 | WG2289016 |
| Methyl tert-butyl ether | ND | | 0.00100 | 1 | 05/19/2024 17:15 | WG2289016 |
| tert-Butyl alcohol | ND | | 0.00500 | 1 | 05/19/2024 17:15 | WG2289016 |
| tert-Amyl Methyl Ether | ND | | 0.00100 | 1 | 05/19/2024 17:15 | WG2289016 |
| *(S) Toluene-d8* | *104* | | *80.0-120* | | *05/19/2024 17:15* | WG2289016 |
| *(S) 4-Bromofluorobenzene* | *106* | | *77.0-126* | | *05/19/2024 17:15* | WG2289016 |
| *(S) 1,2-Dichloroethane-d4* | *101* | | *70.0-130* | | *05/19/2024 17:15* | WG2289016 |

1 Cp
2 Tc
3 Ss
4 Cn
5 Sr
6 Qc
7 Is
8 Gl
9 Al
10 Sc

## Volatile Organic Compounds (GC/MS) by Method 8260B

| Analyte | Result mg/l | Qualifier | RDL mg/l | Dilution | Analysis date / time | Batch |
|---|---|---|---|---|---|---|
| Acetone | ND | L1 | 0.0500 | 1 | 05/19/2024 10:47 | WG2289016 |
| Acrylonitrile | ND | | 0.0100 | 1 | 05/19/2024 10:47 | WG2289016 |
| Benzene | ND | | 0.00100 | 1 | 05/19/2024 10:47 | WG2289016 |
| Bromobenzene | ND | | 0.00100 | 1 | 05/19/2024 10:47 | WG2289016 |
| Bromochloromethane | ND | | 0.00100 | 1 | 05/19/2024 10:47 | WG2289016 |
| Bromodichloromethane | ND | | 0.00100 | 1 | 05/19/2024 10:47 | WG2289016 |
| Bromoform | ND | | 0.00100 | 1 | 05/19/2024 10:47 | WG2289016 |
| Bromomethane | ND | | 0.00500 | 1 | 05/19/2024 10:47 | WG2289016 |
| n-Butylbenzene | ND | | 0.00100 | 1 | 05/19/2024 10:47 | WG2289016 |
| sec-Butylbenzene | ND | | 0.00100 | 1 | 05/19/2024 10:47 | WG2289016 |
| tert-Butylbenzene | ND | | 0.00100 | 1 | 05/19/2024 10:47 | WG2289016 |
| Carbon tetrachloride | ND | | 0.00100 | 1 | 05/19/2024 10:47 | WG2289016 |
| Carbon disulfide | ND | | 0.00100 | 1 | 05/19/2024 10:47 | WG2289016 |
| Chlorobenzene | ND | | 0.00100 | 1 | 05/19/2024 10:47 | WG2289016 |
| Chlorodibromomethane | ND | | 0.00100 | 1 | 05/19/2024 10:47 | WG2289016 |
| Chloroethane | ND | | 0.00500 | 1 | 05/19/2024 10:47 | WG2289016 |
| Chloroform | ND | | 0.00500 | 1 | 05/19/2024 10:47 | WG2289016 |
| Chloromethane | ND | | 0.00250 | 1 | 05/19/2024 10:47 | WG2289016 |
| 1,2-Dibromo-3-Chloropropane | ND | | 0.00500 | 1 | 05/19/2024 10:47 | WG2289016 |
| 1,2-Dibromoethane | ND | | 0.00100 | 1 | 05/19/2024 10:47 | WG2289016 |
| Dibromomethane | ND | | 0.00100 | 1 | 05/19/2024 10:47 | WG2289016 |
| 1,2-Dichlorobenzene | ND | | 0.00100 | 1 | 05/19/2024 10:47 | WG2289016 |
| 1,3-Dichlorobenzene | ND | | 0.00100 | 1 | 05/19/2024 10:47 | WG2289016 |
| 1,4-Dichlorobenzene | ND | | 0.00100 | 1 | 05/19/2024 10:47 | WG2289016 |
| trans-1,4-Dichloro-2-butene | ND | L2 | 0.00250 | 1 | 05/19/2024 10:47 | WG2289016 |
| Dichlorodifluoromethane | ND | | 0.00500 | 1 | 05/19/2024 10:47 | WG2289016 |
| 1,1-Dichloroethane | ND | | 0.00100 | 1 | 05/19/2024 10:47 | WG2289016 |
| 1,2-Dichloroethane | ND | | 0.00100 | 1 | 05/19/2024 10:47 | WG2289016 |
| 1,1-Dichloroethene | ND | | 0.00100 | 1 | 05/19/2024 10:47 | WG2289016 |
| cis-1,2-Dichloroethene | ND | | 0.00100 | 1 | 05/19/2024 10:47 | WG2289016 |
| trans-1,2-Dichloroethene | ND | | 0.00100 | 1 | 05/19/2024 10:47 | WG2289016 |
| 1,2-Dichloropropane | ND | | 0.00100 | 1 | 05/19/2024 10:47 | WG2289016 |
| cis-1,3-Dichloropropene | ND | | 0.00100 | 1 | 05/19/2024 10:47 | WG2289016 |
| trans-1,3-Dichloropropene | ND | | 0.00100 | 1 | 05/19/2024 10:47 | WG2289016 |
| Ethylbenzene | ND | | 0.00100 | 1 | 05/19/2024 10:47 | WG2289016 |
| Hexachloro-1,3-butadiene | ND | | 0.00100 | 1 | 05/19/2024 10:47 | WG2289016 |
| 2-Hexanone | ND | | 0.0100 | 1 | 05/19/2024 10:47 | WG2289016 |
| 2-Butanone (MEK) | ND | | 0.0100 | 1 | 05/19/2024 10:47 | WG2289016 |
| Iodomethane | ND | | 0.0100 | 1 | 05/19/2024 10:47 | WG2289016 |
| Methylene Chloride | ND | | 0.00500 | 1 | 05/19/2024 10:47 | WG2289016 |
| 4-Methyl-2-pentanone (MIBK) | ND | | 0.0100 | 1 | 05/19/2024 10:47 | WG2289016 |
| Naphthalene | ND | | 0.00500 | 1 | 05/19/2024 10:47 | WG2289016 |
| n-Propylbenzene | ND | | 0.00100 | 1 | 05/19/2024 10:47 | WG2289016 |
| Styrene | ND | | 0.00100 | 1 | 05/19/2024 10:47 | WG2289016 |
| 1,1,1,2-Tetrachloroethane | ND | | 0.00100 | 1 | 05/19/2024 10:47 | WG2289016 |
| 1,1,2,2-Tetrachloroethane | ND | | 0.00100 | 1 | 05/19/2024 10:47 | WG2289016 |
| 1,1,2-Trichlorotrifluoroethane | ND | | 0.00100 | 1 | 05/19/2024 10:47 | WG2289016 |
| Tetrachloroethene | ND | | 0.00100 | 1 | 05/19/2024 10:47 | WG2289016 |
| Toluene | ND | | 0.00100 | 1 | 05/19/2024 10:47 | WG2289016 |
| 1,2,4-Trichlorobenzene | ND | | 0.00100 | 1 | 05/19/2024 10:47 | WG2289016 |
| 1,1,1-Trichloroethane | ND | | 0.00100 | 1 | 05/19/2024 10:47 | WG2289016 |
| 1,1,2-Trichloroethane | ND | | 0.00100 | 1 | 05/19/2024 10:47 | WG2289016 |
| Trichloroethene | ND | | 0.00100 | 1 | 05/19/2024 10:47 | WG2289016 |
| Trichlorofluoromethane | ND | | 0.00500 | 1 | 05/19/2024 10:47 | WG2289016 |
| 1,2,3-Trichloropropane | ND | | 0.00250 | 1 | 05/19/2024 10:47 | WG2289016 |
| 1,2,4-Trimethylbenzene | ND | | 0.00100 | 1 | 05/19/2024 10:47 | WG2289016 |

## Volatile Organic Compounds (GC/MS) by Method 8260B

| Analyte | Result mg/l | Qualifier | RDL mg/l | Dilution | Analysis date / time | Batch |
|---|---|---|---|---|---|---|
| 1,3,5-Trimethylbenzene | ND | | 0.00100 | 1 | 05/19/2024 10:47 | WG2289016 |
| Vinyl acetate | ND | | 0.0100 | 1 | 05/19/2024 10:47 | WG2289016 |
| Vinyl chloride | ND | | 0.00100 | 1 | 05/19/2024 10:47 | WG2289016 |
| Xylenes, Total | ND | | 0.00300 | 1 | 05/19/2024 10:47 | WG2289016 |
| Di-isopropyl ether | ND | | 0.00100 | 1 | 05/19/2024 10:47 | WG2289016 |
| Ethanol | ND | | 0.100 | 1 | 05/19/2024 10:47 | WG2289016 |
| Ethyl tert-butyl ether | ND | | 0.00100 | 1 | 05/19/2024 10:47 | WG2289016 |
| Methyl tert-butyl ether | ND | | 0.00100 | 1 | 05/19/2024 10:47 | WG2289016 |
| tert-Butyl alcohol | ND | | 0.00500 | 1 | 05/19/2024 10:47 | WG2289016 |
| tert-Amyl Methyl Ether | ND | | 0.00100 | 1 | 05/19/2024 10:47 | WG2289016 |
| *(S) Toluene-d8* | *104* | | *80.0-120* | | *05/19/2024 10:47* | WG2289016 |
| *(S) 4-Bromofluorobenzene* | *106* | | *77.0-126* | | *05/19/2024 10:47* | WG2289016 |
| *(S) 1,2-Dichloroethane-d4* | *102* | | *70.0-130* | | *05/19/2024 10:47* | WG2289016 |

## Volatile Organic Compounds (GC/MS) by Method 8260B

| Analyte | Result mg/l | Qualifier | RDL mg/l | Dilution | Analysis date / time | Batch |
|---|---|---|---|---|---|---|
| Acetone | ND | L1 | 0.0500 | 1 | 05/18/2024 23:06 | WG2289161 |
| Acrylonitrile | ND | | 0.0100 | 1 | 05/18/2024 23:06 | WG2289161 |
| Benzene | ND | | 0.00100 | 1 | 05/18/2024 23:06 | WG2289161 |
| Bromobenzene | ND | | 0.00100 | 1 | 05/18/2024 23:06 | WG2289161 |
| Bromochloromethane | ND | | 0.00100 | 1 | 05/18/2024 23:06 | WG2289161 |
| Bromodichloromethane | ND | | 0.00100 | 1 | 05/18/2024 23:06 | WG2289161 |
| Bromoform | ND | | 0.00100 | 1 | 05/18/2024 23:06 | WG2289161 |
| Bromomethane | ND | | 0.00500 | 1 | 05/18/2024 23:06 | WG2289161 |
| n-Butylbenzene | ND | | 0.00100 | 1 | 05/18/2024 23:06 | WG2289161 |
| sec-Butylbenzene | ND | | 0.00100 | 1 | 05/18/2024 23:06 | WG2289161 |
| tert-Butylbenzene | ND | | 0.00100 | 1 | 05/18/2024 23:06 | WG2289161 |
| Carbon tetrachloride | ND | | 0.00100 | 1 | 05/18/2024 23:06 | WG2289161 |
| Carbon disulfide | ND | | 0.00100 | 1 | 05/18/2024 23:06 | WG2289161 |
| Chlorobenzene | ND | | 0.00100 | 1 | 05/18/2024 23:06 | WG2289161 |
| Chlorodibromomethane | ND | | 0.00100 | 1 | 05/18/2024 23:06 | WG2289161 |
| Chloroethane | ND | L1 | 0.00500 | 1 | 05/18/2024 23:06 | WG2289161 |
| Chloroform | ND | | 0.00500 | 1 | 05/18/2024 23:06 | WG2289161 |
| Chloromethane | ND | | 0.00250 | 1 | 05/18/2024 23:06 | WG2289161 |
| 1,2-Dibromo-3-Chloropropane | ND | | 0.00500 | 1 | 05/18/2024 23:06 | WG2289161 |
| 1,2-Dibromoethane | ND | | 0.00100 | 1 | 05/18/2024 23:06 | WG2289161 |
| Dibromomethane | ND | | 0.00100 | 1 | 05/18/2024 23:06 | WG2289161 |
| 1,2-Dichlorobenzene | ND | | 0.00100 | 1 | 05/18/2024 23:06 | WG2289161 |
| 1,3-Dichlorobenzene | ND | | 0.00100 | 1 | 05/18/2024 23:06 | WG2289161 |
| 1,4-Dichlorobenzene | ND | | 0.00100 | 1 | 05/18/2024 23:06 | WG2289161 |
| trans-1,4-Dichloro-2-butene | ND | L2 R7 | 0.00250 | 1 | 05/18/2024 23:06 | WG2289161 |
| Dichlorodifluoromethane | ND | | 0.00500 | 1 | 05/18/2024 23:06 | WG2289161 |
| 1,1-Dichloroethane | ND | | 0.00100 | 1 | 05/18/2024 23:06 | WG2289161 |
| 1,2-Dichloroethane | ND | | 0.00100 | 1 | 05/18/2024 23:06 | WG2289161 |
| 1,1-Dichloroethene | ND | | 0.00100 | 1 | 05/18/2024 23:06 | WG2289161 |
| cis-1,2-Dichloroethene | ND | | 0.00100 | 1 | 05/18/2024 23:06 | WG2289161 |
| trans-1,2-Dichloroethene | ND | | 0.00100 | 1 | 05/18/2024 23:06 | WG2289161 |
| 1,2-Dichloropropane | ND | | 0.00100 | 1 | 05/18/2024 23:06 | WG2289161 |
| cis-1,3-Dichloropropene | ND | | 0.00100 | 1 | 05/18/2024 23:06 | WG2289161 |
| trans-1,3-Dichloropropene | ND | | 0.00100 | 1 | 05/18/2024 23:06 | WG2289161 |
| Ethylbenzene | ND | | 0.00100 | 1 | 05/18/2024 23:06 | WG2289161 |
| Hexachloro-1,3-butadiene | ND | | 0.00100 | 1 | 05/18/2024 23:06 | WG2289161 |
| 2-Hexanone | ND | | 0.0100 | 1 | 05/18/2024 23:06 | WG2289161 |
| 2-Butanone (MEK) | ND | | 0.0100 | 1 | 05/18/2024 23:06 | WG2289161 |
| Iodomethane | ND | L2 R7 | 0.0100 | 1 | 05/18/2024 23:06 | WG2289161 |
| Methylene Chloride | ND | | 0.00500 | 1 | 05/18/2024 23:06 | WG2289161 |
| 4-Methyl-2-pentanone (MIBK) | ND | | 0.0100 | 1 | 05/18/2024 23:06 | WG2289161 |
| Naphthalene | ND | | 0.00500 | 1 | 05/18/2024 23:06 | WG2289161 |
| n-Propylbenzene | ND | | 0.00100 | 1 | 05/18/2024 23:06 | WG2289161 |
| Styrene | ND | | 0.00100 | 1 | 05/18/2024 23:06 | WG2289161 |
| 1,1,1,2-Tetrachloroethane | ND | | 0.00100 | 1 | 05/18/2024 23:06 | WG2289161 |
| 1,1,2,2-Tetrachloroethane | ND | | 0.00100 | 1 | 05/18/2024 23:06 | WG2289161 |
| 1,1,2-Trichlorotrifluoroethane | ND | | 0.00100 | 1 | 05/18/2024 23:06 | WG2289161 |
| Tetrachloroethene | ND | | 0.00100 | 1 | 05/18/2024 23:06 | WG2289161 |
| Toluene | ND | | 0.00100 | 1 | 05/18/2024 23:06 | WG2289161 |
| 1,2,4-Trichlorobenzene | ND | | 0.00100 | 1 | 05/18/2024 23:06 | WG2289161 |
| 1,1,1-Trichloroethane | ND | | 0.00100 | 1 | 05/18/2024 23:06 | WG2289161 |
| 1,1,2-Trichloroethane | ND | | 0.00100 | 1 | 05/18/2024 23:06 | WG2289161 |
| Trichloroethene | ND | | 0.00100 | 1 | 05/18/2024 23:06 | WG2289161 |
| Trichlorofluoromethane | ND | | 0.00500 | 1 | 05/18/2024 23:06 | WG2289161 |
| 1,2,3-Trichloropropane | ND | | 0.00250 | 1 | 05/18/2024 23:06 | WG2289161 |
| 1,2,4-Trimethylbenzene | ND | | 0.00100 | 1 | 05/18/2024 23:06 | WG2289161 |

1 Cp
2 Tc
3 Ss
4 Cn
5 Sr
6 Qc
7 Is
8 Gl
9 Al
10 Sc

## Volatile Organic Compounds (GC/MS) by Method 8260B

| Analyte | Result mg/l | Qualifier | RDL mg/l | Dilution | Analysis date / time | Batch |
|---|---|---|---|---|---|---|
| 1,3,5-Trimethylbenzene | ND | | 0.00100 | 1 | 05/18/2024 23:06 | WG2289161 |
| Vinyl acetate | ND | | 0.0100 | 1 | 05/18/2024 23:06 | WG2289161 |
| Vinyl chloride | ND | | 0.00100 | 1 | 05/18/2024 23:06 | WG2289161 |
| Xylenes, Total | ND | | 0.00300 | 1 | 05/18/2024 23:06 | WG2289161 |
| Di-isopropyl ether | ND | | 0.00100 | 1 | 05/18/2024 23:06 | WG2289161 |
| Ethanol | ND | | 0.100 | 1 | 05/18/2024 23:06 | WG2289161 |
| Ethyl tert-butyl ether | ND | | 0.00100 | 1 | 05/18/2024 23:06 | WG2289161 |
| Methyl tert-butyl ether | ND | | 0.00100 | 1 | 05/18/2024 23:06 | WG2289161 |
| tert-Butyl alcohol | ND | | 0.00500 | 1 | 05/18/2024 23:06 | WG2289161 |
| tert-Amyl Methyl Ether | ND | | 0.00100 | 1 | 05/18/2024 23:06 | WG2289161 |
| *(S) Toluene-d8* | *104* | | *80.0-120* | | *05/18/2024 23:06* | WG2289161 |
| *(S) 4-Bromofluorobenzene* | *106* | | *77.0-126* | | *05/18/2024 23:06* | WG2289161 |
| *(S) 1,2-Dichloroethane-d4* | *103* | | *70.0-130* | | *05/18/2024 23:06* | WG2289161 |

## Method Blank (MB)

(MB) R4072407-1 05/20/24 11:49

| Analyte | MB Result mg/l | MB Qualifier | MB MDL mg/l | MB RDL mg/l |
|---|---|---|---|---|
| Dissolved Solids | 13.0 | | 10.0 | 10.0 |

## L1736816-01 Original Sample (OS) • Duplicate (DUP)

(OS) L1736816-01 05/20/24 11:49 • (DUP) R4072407-3 05/20/24 11:49

| Analyte | Original Result mg/l | DUP Result mg/l | Dilution | DUP RPD % | DUP Qualifier | DUP RPD Limits % |
|---|---|---|---|---|---|---|
| Dissolved Solids | 363 | 382 | 1 | 5.10 | | 10 |

## L1736816-02 Original Sample (OS) • Duplicate (DUP)

(OS) L1736816-02 05/20/24 11:49 • (DUP) R4072407-4 05/20/24 11:49

| Analyte | Original Result mg/l | DUP Result mg/l | Dilution | DUP RPD % | DUP Qualifier | DUP RPD Limits % |
|---|---|---|---|---|---|---|
| Dissolved Solids | 539 | 544 | 1 | 0.923 | | 10 |

## Laboratory Control Sample (LCS)

(LCS) R4072407-2 05/20/24 11:49

| Analyte | Spike Amount mg/l | LCS Result mg/l | LCS Rec. % | Rec. Limits % | LCS Qualifier |
|---|---|---|---|---|---|
| Dissolved Solids | 8800 | 8430 | 95.8 | 85.0-115 | |

## Method Blank (MB)

(MB) R4073222-1 05/16/24 16:23

| Analyte | MB Result mg/l | MB Qualifier | MB MDL mg/l | MB RDL mg/l |
|---|---|---|---|---|
| Nitrate | U | | 0.0480 | 0.100 |
| Nitrite | U | | 0.0420 | 0.100 |
| Sulfate | U | | 0.594 | 5.00 |

## L1736922-01 Original Sample (OS) • Duplicate (DUP)

(OS) L1736922-01 05/16/24 18:22 • (DUP) R4073222-3 05/16/24 18:37

| Analyte | Original Result mg/l | DUP Result mg/l | Dilution | DUP RPD % | DUP Qualifier | DUP RPD Limits % |
|---|---|---|---|---|---|---|
| Nitrate | 0.605 | 0.643 | 1 | 6.11 | | 15 |
| Nitrite | ND | ND | 1 | 0.000 | | 15 |
| Sulfate | 28.0 | 27.9 | 1 | 0.262 | | 15 |

## L1736940-01 Original Sample (OS) • Duplicate (DUP)

(OS) L1736940-01 05/16/24 23:23 • (DUP) R4073222-6 05/16/24 23:39

| Analyte | Original Result mg/l | DUP Result mg/l | Dilution | DUP RPD % | DUP Qualifier | DUP RPD Limits % |
|---|---|---|---|---|---|---|
| Nitrate | 1.44 | 1.42 | 1 | 1.45 | | 15 |
| Nitrite | ND | ND | 1 | 9.51 | | 15 |
| Sulfate | 59.5 | 59.6 | 1 | 0.164 | | 15 |

## Laboratory Control Sample (LCS)

(LCS) R4073222-2 05/16/24 16:39

| Analyte | Spike Amount mg/l | LCS Result mg/l | LCS Rec. % | Rec. Limits % | LCS Qualifier |
|---|---|---|---|---|---|
| Nitrate | 8.00 | 7.80 | 97.5 | 80.0-120 | |
| Nitrite | 8.00 | 7.62 | 95.3 | 80.0-120 | |
| Sulfate | 40.0 | 40.0 | 99.9 | 80.0-120 | |

## L1736922-01 Original Sample (OS) • Matrix Spike (MS) • Matrix Spike Duplicate (MSD)

(OS) L1736922-01 05/16/24 18:22 • (MS) R4073222-4 05/16/24 18:53 • (MSD) R4073222-5 05/16/24 19:09

| Analyte | Spike Amount mg/l | Original Result mg/l | MS Result mg/l | MSD Result mg/l | MS Rec. % | MSD Rec. % | Dilution | Rec. Limits % | MS Qualifier | MSD Qualifier | RPD % | RPD Limits % |
|---|---|---|---|---|---|---|---|---|---|---|---|---|
| Nitrate | 8.00 | 0.605 | 8.06 | 8.08 | 93.3 | 93.5 | 1 | 80.0-120 | | | 0.202 | 15 |
| Nitrite | 8.00 | ND | 7.12 | 7.14 | 88.2 | 88.5 | 1 | 80.0-120 | | | 0.287 | 15 |
| Sulfate | 40.0 | 28.0 | 61.7 | 61.7 | 84.4 | 84.4 | 1 | 80.0-120 | | | 0.0413 | 15 |

## L1736940-01 Original Sample (OS) • Matrix Spike (MS)

(OS) L1736940-01 05/16/24 23:23 • (MS) R4073222-7 05/16/24 23:55

| Analyte | Spike Amount mg/l | Original Result mg/l | MS Result mg/l | MS Rec. % | Dilution | Rec. Limits % | MS Qualifier |
|---|---|---|---|---|---|---|---|
| Nitrate | 8.00 | 1.44 | 9.33 | 98.6 | 1 | 80.0-120 | |
| Nitrite | 8.00 | ND | 7.48 | 92.6 | 1 | 80.0-120 | |
| Sulfate | 40.0 | 59.5 | 88.8 | 73.4 | 1 | 80.0-120 | M2 |

Sample Narrative:

MS: SO4 spike failed due to sample matrix

## Method Blank (MB)

(MB) R4075217-1 05/28/24 08:35

| Analyte | MB Result mg/l | MB Qualifier | MB MDL mg/l | MB RDL mg/l |
|---|---|---|---|---|
| Sulfate | U | | 0.594 | 5.00 |

## L1736939-03 Original Sample (OS) • Duplicate (DUP)

(OS) L1736939-03 05/28/24 12:43 • (DUP) R4075217-3 05/28/24 12:59

| Analyte | Original Result mg/l | DUP Result mg/l | Dilution | DUP RPD % | DUP Qualifier | DUP RPD Limits % |
|---|---|---|---|---|---|---|
| Sulfate | 145 | 145 | 1 | 0.00709 | | 15 |

## L1737141-01 Original Sample (OS) • Duplicate (DUP)

(OS) L1737141-01 05/28/24 16:58 • (DUP) R4075217-6 05/28/24 17:14

| Analyte | Original Result mg/l | DUP Result mg/l | Dilution | DUP RPD % | DUP Qualifier | DUP RPD Limits % |
|---|---|---|---|---|---|---|
| Sulfate | 48.6 | 48.7 | 1 | 0.131 | | 15 |

## Laboratory Control Sample (LCS)

(LCS) R4075217-2 05/28/24 08:51

| Analyte | Spike Amount mg/l | LCS Result mg/l | LCS Rec. % | Rec. Limits % | LCS Qualifier |
|---|---|---|---|---|---|
| Sulfate | 40.0 | 40.5 | 101 | 80.0-120 | |

## L1736939-03 Original Sample (OS) • Matrix Spike (MS) • Matrix Spike Duplicate (MSD)

(OS) L1736939-03 05/28/24 12:43 • (MS) R4075217-4 05/28/24 13:15 • (MSD) R4075217-5 05/28/24 13:31

| Analyte | Spike Amount mg/l | Original Result mg/l | MS Result mg/l | MSD Result mg/l | MS Rec. % | MSD Rec. % | Dilution | Rec. Limits % | MS Qualifier | MSD Qualifier | RPD % | RPD Limits % |
|---|---|---|---|---|---|---|---|---|---|---|---|---|
| Sulfate | 40.0 | 145 | 159 | 158 | 34.4 | 32.7 | 1 | 80.0-120 | M2 | M2 | 0.427 | 15 |

Sample Narrative:

MS: spike failed due to sample matrix

MSD: spike failed due to sample matrix

## L1737141-01 Original Sample (OS) • Matrix Spike (MS)

(OS) L1737141-01 05/28/24 16:58 • (MS) R4075217-7 05/28/24 17:29

| Analyte | Spike Amount mg/l | Original Result mg/l | MS Result mg/l | MS Rec. % | Dilution | Rec. Limits % | MS Qualifier |
|---|---|---|---|---|---|---|---|
| Sulfate | 40.0 | 48.6 | 81.0 | 80.9 | 1 | 80.0-120 | |

**Sample Narrative:**

MS: spike failed due to sample matrix

## Method Blank (MB)

(MB) R4074238-1 05/26/24 18:15

| Analyte | MB Result mg/l | MB Qualifier | MB MDL mg/l | MB RDL mg/l |
|---|---|---|---|---|
| Iron | U | | 0.0180 | 0.100 |

## Laboratory Control Sample (LCS)

(LCS) R4074238-2 05/26/24 18:16

| Analyte | Spike Amount mg/l | LCS Result mg/l | LCS Rec. % | Rec. Limits % | LCS Qualifier |
|---|---|---|---|---|---|
| Iron | 10.0 | 10.1 | 101 | 80.0-120 | |

## L1736922-01 Original Sample (OS) • Matrix Spike (MS) • Matrix Spike Duplicate (MSD)

(OS) L1736922-01 05/26/24 18:18 • (MS) R4074238-4 05/26/24 18:21 • (MSD) R4074238-5 05/26/24 18:23

| Analyte | Spike Amount mg/l | Original Result mg/l | MS Result mg/l | MSD Result mg/l | MS Rec. % | MSD Rec. % | Dilution | Rec. Limits % | MS Qualifier | MSD Qualifier | RPD % | RPD Limits % |
|---|---|---|---|---|---|---|---|---|---|---|---|---|
| Iron | 10.0 | 0.958 | 11.0 | 11.0 | 101 | 100 | 1 | 75.0-125 | | | 0.388 | 20 |

## Method Blank (MB)

(MB) R4071411-2 05/19/24 11:21

| Analyte | MB Result mg/l | MB Qualifier | MB MDL mg/l | MB RDL mg/l |
|---|---|---|---|---|
| Methane | U | | 0.00291 | 0.0100 |
| Ethane | U | | 0.00407 | 0.0130 |
| Ethene | U | | 0.00426 | 0.0130 |

## L1736480-09 Original Sample (OS) • Duplicate (DUP)

(OS) L1736480-09 05/19/24 11:32 • (DUP) R4071411-3 05/19/24 14:45

| Analyte | Original Result mg/l | DUP Result mg/l | Dilution | DUP RPD % | DUP Qualifier | DUP RPD Limits % |
|---|---|---|---|---|---|---|
| Methane | ND | ND | 1 | 0.000 | | 20 |
| Ethane | ND | ND | 1 | 0.000 | | 20 |
| Ethene | ND | ND | 1 | 0.000 | | 20 |

## L1736840-01 Original Sample (OS) • Duplicate (DUP)

(OS) L1736840-01 05/19/24 14:51 • (DUP) R4071411-4 05/19/24 15:34

| Analyte | Original Result mg/l | DUP Result mg/l | Dilution | DUP RPD % | DUP Qualifier | DUP RPD Limits % |
|---|---|---|---|---|---|---|
| Methane | ND | ND | 1 | 0.000 | | 20 |
| Ethane | ND | ND | 1 | 0.000 | | 20 |
| Ethene | ND | ND | 1 | 0.000 | | 20 |

## Laboratory Control Sample (LCS) • Laboratory Control Sample Duplicate (LCSD)

(LCS) R4071411-1 05/19/24 11:17 • (LCSD) R4071411-9 05/19/24 16:22

| Analyte | Spike Amount mg/l | LCS Result mg/l | LCSD Result mg/l | LCS Rec. % | LCSD Rec. % | Rec. Limits % | LCS Qualifier | LCSD Qualifier | RPD % | RPD Limits % |
|---|---|---|---|---|---|---|---|---|---|---|
| Methane | 0.0678 | 0.0638 | 0.0632 | 94.1 | 93.2 | 85.0-115 | | | 0.945 | 20 |
| Ethane | 0.129 | 0.117 | 0.123 | 90.7 | 95.3 | 85.0-115 | | | 5.00 | 20 |
| Ethene | 0.127 | 0.127 | 0.124 | 100 | 97.6 | 85.0-115 | | | 2.39 | 20 |

## L1736455-04 Original Sample (OS) • Matrix Spike (MS) • Matrix Spike Duplicate (MSD)

(OS) L1736455-04 05/19/24 11:27 • (MS) R4071411-5 05/19/24 16:08 • (MSD) R4071411-6 05/19/24 16:12

| Analyte | Spike Amount mg/l | Original Result mg/l | MS Result mg/l | MSD Result mg/l | MS Rec. % | MSD Rec. % | Dilution | Rec. Limits % | MS Qualifier | MSD Qualifier | RPD % | RPD Limits % |
|---|---|---|---|---|---|---|---|---|---|---|---|---|
| Methane | 0.0678 | 0.875 | 0.999 | 0.997 | 183 | 180 | 1 | 50.0-150 | M3 | M3 | 0.200 | 20 |
| Ethane | 0.129 | 0.0309 | 0.169 | 0.167 | 107 | 106 | 1 | 50.0-150 | | | 1.19 | 20 |
| Ethene | 0.127 | ND | 0.136 | 0.136 | 107 | 107 | 1 | 50.0-150 | | | 0.000 | 20 |

## L1736922-01 Original Sample (OS) • Matrix Spike (MS) • Matrix Spike Duplicate (MSD)

(OS) L1736922-01 05/19/24 15:11 • (MS) R4071411-7 05/19/24 16:16 • (MSD) R4071411-8 05/19/24 16:19

| Analyte | Spike Amount mg/l | Original Result mg/l | MS Result mg/l | MSD Result mg/l | MS Rec. % | MSD Rec. % | Dilution | Rec. Limits % | MS Qualifier | MSD Qualifier | RPD % | RPD Limits % |
|---|---|---|---|---|---|---|---|---|---|---|---|---|
| Methane | 0.0678 | 0.0347 | 0.103 | 0.108 | 101 | 108 | 1 | 50.0-150 | | | 4.74 | 20 |
| Ethane | 0.129 | ND | 0.138 | 0.139 | 107 | 108 | 1 | 50.0-150 | | | 0.722 | 20 |
| Ethene | 0.127 | ND | 0.137 | 0.137 | 108 | 108 | 1 | 50.0-150 | | | 0.000 | 20 |

## Method Blank (MB)

(MB) R4071717-2 05/20/24 11:26

| Analyte | MB Result mg/l | MB Qualifier | MB MDL mg/l | MB RDL mg/l |
|---|---|---|---|---|
| Methane | U | | 0.00291 | 0.0100 |
| Ethane | U | | 0.00407 | 0.0130 |
| Ethene | U | | 0.00426 | 0.0130 |

## L1736922-06 Original Sample (OS) • Duplicate (DUP)

(OS) L1736922-06 05/20/24 11:34 • (DUP) R4071717-3 05/20/24 13:19

| Analyte | Original Result mg/l | DUP Result mg/l | Dilution | DUP RPD % | DUP Qualifier | DUP RPD Limits % |
|---|---|---|---|---|---|---|
| Methane | ND | ND | 1 | 0.000 | | 20 |
| Ethane | ND | ND | 1 | 0.000 | | 20 |
| Ethene | ND | ND | 1 | 0.000 | | 20 |

## L1736940-01 Original Sample (OS) • Duplicate (DUP)

(OS) L1736940-01 05/20/24 13:23 • (DUP) R4071717-4 05/20/24 14:19

| Analyte | Original Result mg/l | DUP Result mg/l | Dilution | DUP RPD % | DUP Qualifier | DUP RPD Limits % |
|---|---|---|---|---|---|---|
| Methane | ND | ND | 1 | 0.000 | | 20 |
| Ethane | ND | ND | 1 | 0.000 | | 20 |
| Ethene | ND | ND | 1 | 0.000 | | 20 |

## Laboratory Control Sample (LCS) • Laboratory Control Sample Duplicate (LCSD)

(LCS) R4071717-1 05/20/24 11:21 • (LCSD) R4071717-5 05/20/24 14:22

| Analyte | Spike Amount mg/l | LCS Result mg/l | LCSD Result mg/l | LCS Rec. % | LCSD Rec. % | Rec. Limits % | LCS Qualifier | LCSD Qualifier | RPD % | RPD Limits % |
|---|---|---|---|---|---|---|---|---|---|---|
| Methane | 0.0678 | 0.0734 | 0.0648 | 108 | 95.6 | 85.0-115 | | | 12.4 | 20 |
| Ethane | 0.129 | 0.126 | 0.123 | 97.7 | 95.3 | 85.0-115 | | | 2.41 | 20 |
| Ethene | 0.127 | 0.127 | 0.124 | 100 | 97.6 | 85.0-115 | | | 2.39 | 20 |

## Method Blank (MB)

(MB) R4072918-3 05/19/24 10:10

| Analyte | MB Result mg/l | MB Qualifier | MB MDL mg/l | MB RDL mg/l |
|---|---|---|---|---|
| Acetone | U | | 0.0113 | 0.0500 |
| Acrylonitrile | U | | 0.000671 | 0.0100 |
| Benzene | U | | 0.0000941 | 0.00100 |
| Bromobenzene | U | | 0.000118 | 0.00100 |
| Bromochloromethane | U | | 0.000128 | 0.00100 |
| Bromodichloromethane | U | | 0.000136 | 0.00100 |
| Bromoform | U | | 0.000129 | 0.00100 |
| Bromomethane | U | | 0.000605 | 0.00500 |
| n-Butylbenzene | U | | 0.000157 | 0.00100 |
| sec-Butylbenzene | U | | 0.000125 | 0.00100 |
| tert-Butylbenzene | U | | 0.000127 | 0.00100 |
| Carbon tetrachloride | U | | 0.000128 | 0.00100 |
| Carbon disulfide | U | | 0.0000962 | 0.00100 |
| Chlorobenzene | U | | 0.000116 | 0.00100 |
| Chlorodibromomethane | U | | 0.000140 | 0.00100 |
| Chloroethane | U | | 0.000192 | 0.00500 |
| Chloroform | U | | 0.000111 | 0.00500 |
| Chloromethane | U | | 0.000960 | 0.00250 |
| 1,2-Dibromo-3-Chloropropane | U | | 0.000276 | 0.00500 |
| 1,2-Dibromoethane | U | | 0.000126 | 0.00100 |
| Dibromomethane | U | | 0.000122 | 0.00100 |
| 1,2-Dichlorobenzene | U | | 0.000107 | 0.00100 |
| 1,3-Dichlorobenzene | U | | 0.000110 | 0.00100 |
| 1,4-Dichlorobenzene | U | | 0.000120 | 0.00100 |
| trans-1,4-Dichloro-2-butene | U | | 0.000467 | 0.00250 |
| Dichlorodifluoromethane | U | | 0.000374 | 0.00500 |
| 1,1-Dichloroethane | U | | 0.000100 | 0.00100 |
| 1,2-Dichloroethane | U | | 0.0000819 | 0.00100 |
| 1,1-Dichloroethene | U | | 0.000188 | 0.00100 |
| cis-1,2-Dichloroethene | U | | 0.000126 | 0.00100 |
| trans-1,2-Dichloroethene | U | | 0.000149 | 0.00100 |
| 1,2-Dichloropropane | U | | 0.000149 | 0.00100 |
| cis-1,3-Dichloropropene | U | | 0.000111 | 0.00100 |
| trans-1,3-Dichloropropene | U | | 0.000118 | 0.00100 |
| Ethylbenzene | U | | 0.000137 | 0.00100 |
| Hexachloro-1,3-butadiene | U | | 0.000337 | 0.00100 |
| 2-Hexanone | U | | 0.000787 | 0.0100 |
| 2-Butanone (MEK) | U | | 0.00119 | 0.0100 |
| Iodomethane | U | | 0.00600 | 0.0100 |
| Methylene Chloride | U | | 0.000430 | 0.00500 |

## Method Blank (MB)

(MB) R4072918-3 05/19/24 10:10

| Analyte | MB Result mg/l | MB Qualifier | MB MDL mg/l | MB RDL mg/l |
|---|---|---|---|---|
| 4-Methyl-2-pentanone (MIBK) | U | | 0.000478 | 0.0100 |
| Naphthalene | U | | 0.00100 | 0.00500 |
| n-Propylbenzene | U | | 0.0000993 | 0.00100 |
| Styrene | U | | 0.000118 | 0.00100 |
| 1,1,1,2-Tetrachloroethane | U | | 0.000147 | 0.00100 |
| 1,1,2,2-Tetrachloroethane | U | | 0.000133 | 0.00100 |
| 1,1,2-Trichlorotrifluoroethane | U | | 0.000180 | 0.00100 |
| Tetrachloroethene | U | | 0.000300 | 0.00100 |
| Toluene | U | | 0.000278 | 0.00100 |
| 1,2,4-Trichlorobenzene | U | | 0.000481 | 0.00100 |
| 1,1,1-Trichloroethane | U | | 0.000149 | 0.00100 |
| 1,1,2-Trichloroethane | U | | 0.000158 | 0.00100 |
| Trichloroethene | U | | 0.000190 | 0.00100 |
| Trichlorofluoromethane | U | | 0.000160 | 0.00500 |
| 1,2,3-Trichloropropane | U | | 0.000237 | 0.00250 |
| 1,2,4-Trimethylbenzene | U | | 0.000322 | 0.00100 |
| 1,3,5-Trimethylbenzene | U | | 0.000104 | 0.00100 |
| Vinyl acetate | U | | 0.000692 | 0.0100 |
| Vinyl chloride | U | | 0.000234 | 0.00100 |
| Xylenes, Total | U | | 0.000174 | 0.00300 |
| Di-isopropyl ether | U | | 0.000105 | 0.00100 |
| Ethanol | U | | 0.0420 | 0.100 |
| Ethyl tert-butyl ether | U | | 0.000101 | 0.00100 |
| Methyl tert-butyl ether | U | | 0.000101 | 0.00100 |
| tert-Butyl alcohol | U | | 0.00406 | 0.00500 |
| tert-Amyl Methyl Ether | U | | 0.000195 | 0.00100 |
| *(S) Toluene-d8* | *107* | | | *80.0-120* |
| *(S) 4-Bromofluorobenzene* | *108* | | | *77.0-126* |
| *(S) 1,2-Dichloroethane-d4* | *101* | | | *70.0-130* |

## Laboratory Control Sample (LCS) • Laboratory Control Sample Duplicate (LCSD)

(LCS) R4072918-1 05/19/24 09:02 • (LCSD) R4072918-2 05/19/24 09:24

| Analyte | Spike Amount mg/l | LCS Result mg/l | LCSD Result mg/l | LCS Rec. % | LCSD Rec. % | Rec. Limits % | LCS Qualifier | LCSD Qualifier | RPD % | RPD Limits % |
|---|---|---|---|---|---|---|---|---|---|---|
| Acetone | 0.0250 | 0.0338 | 0.0430 | 135 | 172 | 19.0-160 | | L1 | 24.0 | 27 |
| Acrylonitrile | 0.0250 | 0.0258 | 0.0262 | 103 | 105 | 55.0-149 | | | 1.54 | 20 |
| Benzene | 0.00500 | 0.00530 | 0.00558 | 106 | 112 | 70.0-123 | | | 5.15 | 20 |
| Bromobenzene | 0.00500 | 0.00450 | 0.00460 | 90.0 | 92.0 | 73.0-121 | | | 2.20 | 20 |

## Laboratory Control Sample (LCS) • Laboratory Control Sample Duplicate (LCSD)

(LCS) R4072918-1 05/19/24 09:02 • (LCSD) R4072918-2 05/19/24 09:24

| Analyte | Spike Amount mg/l | LCS Result mg/l | LCSD Result mg/l | LCS Rec. % | LCSD Rec. % | Rec. Limits % | LCS Qualifier | LCSD Qualifier | RPD % | RPD Limits % |
|---|---|---|---|---|---|---|---|---|---|---|
| Bromochloromethane | 0.00500 | 0.00574 | 0.00579 | 115 | 116 | 76.0-122 | | | 0.867 | 20 |
| Bromodichloromethane | 0.00500 | 0.00504 | 0.00523 | 101 | 105 | 75.0-120 | | | 3.70 | 20 |
| Bromoform | 0.00500 | 0.00461 | 0.00458 | 92.2 | 91.6 | 68.0-132 | | | 0.653 | 20 |
| Bromomethane | 0.00500 | 0.00295 | 0.00312 | 59.0 | 62.4 | 10.0-160 | | | 5.60 | 25 |
| n-Butylbenzene | 0.00500 | 0.00403 | 0.00415 | 80.6 | 83.0 | 73.0-125 | | | 2.93 | 20 |
| sec-Butylbenzene | 0.00500 | 0.00436 | 0.00459 | 87.2 | 91.8 | 75.0-125 | | | 5.14 | 20 |
| tert-Butylbenzene | 0.00500 | 0.00406 | 0.00424 | 81.2 | 84.8 | 76.0-124 | | | 4.34 | 20 |
| Carbon tetrachloride | 0.00500 | 0.00481 | 0.00501 | 96.2 | 100 | 68.0-126 | | | 4.07 | 20 |
| Carbon disulfide | 0.00500 | 0.00538 | 0.00548 | 108 | 110 | 61.0-128 | | | 1.84 | 20 |
| Chlorobenzene | 0.00500 | 0.00492 | 0.00521 | 98.4 | 104 | 80.0-121 | | | 5.73 | 20 |
| Chlorodibromomethane | 0.00500 | 0.00468 | 0.00468 | 93.6 | 93.6 | 77.0-125 | | | 0.000 | 20 |
| Chloroethane | 0.00500 | 0.00697 | 0.00741 | 139 | 148 | 47.0-150 | | | 6.12 | 20 |
| Chloroform | 0.00500 | 0.00543 | 0.00560 | 109 | 112 | 73.0-120 | | | 3.08 | 20 |
| Chloromethane | 0.00500 | 0.00376 | 0.00394 | 75.2 | 78.8 | 41.0-142 | | | 4.68 | 20 |
| 1,2-Dibromo-3-Chloropropane | 0.00500 | 0.00449 | 0.00496 | 89.8 | 99.2 | 58.0-134 | | | 9.95 | 20 |
| 1,2-Dibromoethane | 0.00500 | 0.00487 | 0.00497 | 97.4 | 99.4 | 80.0-122 | | | 2.03 | 20 |
| Dibromomethane | 0.00500 | 0.00497 | 0.00520 | 99.4 | 104 | 80.0-120 | | | 4.52 | 20 |
| 1,2-Dichlorobenzene | 0.00500 | 0.00450 | 0.00472 | 90.0 | 94.4 | 79.0-121 | | | 4.77 | 20 |
| 1,3-Dichlorobenzene | 0.00500 | 0.00439 | 0.00484 | 87.8 | 96.8 | 79.0-120 | | | 9.75 | 20 |
| 1,4-Dichlorobenzene | 0.00500 | 0.00462 | 0.00483 | 92.4 | 96.6 | 79.0-120 | | | 4.44 | 20 |
| trans-1,4-Dichloro-2-butene | 0.00500 | 0.00190 | 0.00162 | 38.0 | 32.4 | 33.0-144 | | L2 | 15.9 | 20 |
| Dichlorodifluoromethane | 0.00500 | 0.00616 | 0.00625 | 123 | 125 | 51.0-149 | | | 1.45 | 20 |
| 1,1-Dichloroethane | 0.00500 | 0.00504 | 0.00529 | 101 | 106 | 70.0-126 | | | 4.84 | 20 |
| 1,2-Dichloroethane | 0.00500 | 0.00506 | 0.00543 | 101 | 109 | 70.0-128 | | | 7.05 | 20 |
| 1,1-Dichloroethene | 0.00500 | 0.00519 | 0.00534 | 104 | 107 | 71.0-124 | | | 2.85 | 20 |
| cis-1,2-Dichloroethene | 0.00500 | 0.00509 | 0.00527 | 102 | 105 | 73.0-120 | | | 3.47 | 20 |
| trans-1,2-Dichloroethene | 0.00500 | 0.00497 | 0.00542 | 99.4 | 108 | 73.0-120 | | | 8.66 | 20 |
| 1,2-Dichloropropane | 0.00500 | 0.00482 | 0.00534 | 96.4 | 107 | 77.0-125 | | | 10.2 | 20 |
| cis-1,3-Dichloropropene | 0.00500 | 0.00477 | 0.00495 | 95.4 | 99.0 | 80.0-123 | | | 3.70 | 20 |
| trans-1,3-Dichloropropene | 0.00500 | 0.00461 | 0.00455 | 92.2 | 91.0 | 78.0-124 | | | 1.31 | 20 |
| Ethylbenzene | 0.00500 | 0.00489 | 0.00525 | 97.8 | 105 | 79.0-123 | | | 7.10 | 20 |
| Hexachloro-1,3-butadiene | 0.00500 | 0.00411 | 0.00453 | 82.2 | 90.6 | 54.0-138 | | | 9.72 | 20 |
| 2-Hexanone | 0.0250 | 0.0236 | 0.0282 | 94.4 | 113 | 67.0-149 | | | 17.8 | 20 |
| 2-Butanone (MEK) | 0.0250 | 0.0297 | 0.0343 | 119 | 137 | 44.0-160 | | | 14.4 | 20 |
| Iodomethane | 0.0250 | 0.0111 | 0.0130 | 44.4 | 52.0 | 33.0-147 | | | 15.8 | 26 |
| Methylene Chloride | 0.00500 | 0.00481 | 0.00516 | 96.2 | 103 | 67.0-120 | | | 7.02 | 20 |
| 4-Methyl-2-pentanone (MIBK) | 0.0250 | 0.0222 | 0.0231 | 88.8 | 92.4 | 68.0-142 | | | 3.97 | 20 |
| Naphthalene | 0.00500 | 0.00376 | 0.00419 | 75.2 | 83.8 | 54.0-135 | | | 10.8 | 20 |
| n-Propylbenzene | 0.00500 | 0.00447 | 0.00470 | 89.4 | 94.0 | 77.0-124 | | | 5.02 | 20 |
| Styrene | 0.00500 | 0.00461 | 0.00497 | 92.2 | 99.4 | 73.0-130 | | | 7.52 | 20 |

## Laboratory Control Sample (LCS) • Laboratory Control Sample Duplicate (LCSD)

(LCS) R4072918-1 05/19/24 09:02 • (LCSD) R4072918-2 05/19/24 09:24

| Analyte | Spike Amount mg/l | LCS Result mg/l | LCSD Result mg/l | LCS Rec. % | LCSD Rec. % | Rec. Limits % | LCS Qualifier | LCSD Qualifier | RPD % | RPD Limits % |
|---|---|---|---|---|---|---|---|---|---|---|
| 1,1,1,2-Tetrachloroethane | 0.00500 | 0.00479 | 0.00515 | 95.8 | 103 | 75.0-125 | | | 7.24 | 20 |
| 1,1,2,2-Tetrachloroethane | 0.00500 | 0.00476 | 0.00488 | 95.2 | 97.6 | 65.0-130 | | | 2.49 | 20 |
| 1,1,2-Trichlorotrifluoroethane | 0.00500 | 0.00482 | 0.00515 | 96.4 | 103 | 69.0-132 | | | 6.62 | 20 |
| Tetrachloroethene | 0.00500 | 0.00515 | 0.00538 | 103 | 108 | 72.0-132 | | | 4.37 | 20 |
| Toluene | 0.00500 | 0.00496 | 0.00523 | 99.2 | 105 | 79.0-120 | | | 5.30 | 20 |
| 1,2,4-Trichlorobenzene | 0.00500 | 0.00311 | 0.00343 | 62.2 | 68.6 | 57.0-137 | | | 9.79 | 20 |
| 1,1,1-Trichloroethane | 0.00500 | 0.00523 | 0.00532 | 105 | 106 | 73.0-124 | | | 1.71 | 20 |
| 1,1,2-Trichloroethane | 0.00500 | 0.00494 | 0.00540 | 98.8 | 108 | 80.0-120 | | | 8.90 | 20 |
| Trichloroethene | 0.00500 | 0.00488 | 0.00544 | 97.6 | 109 | 78.0-124 | | | 10.9 | 20 |
| Trichlorofluoromethane | 0.00500 | 0.00580 | 0.00596 | 116 | 119 | 59.0-147 | | | 2.72 | 20 |
| 1,2,3-Trichloropropane | 0.00500 | 0.00478 | 0.00505 | 95.6 | 101 | 73.0-130 | | | 5.49 | 20 |
| 1,2,4-Trimethylbenzene | 0.00500 | 0.00411 | 0.00444 | 82.2 | 88.8 | 76.0-121 | | | 7.72 | 20 |
| 1,3,5-Trimethylbenzene | 0.00500 | 0.00430 | 0.00466 | 86.0 | 93.2 | 76.0-122 | | | 8.04 | 20 |
| Vinyl acetate | 0.0250 | 0.0297 | 0.0312 | 119 | 125 | 11.0-160 | | | 4.93 | 20 |
| Vinyl chloride | 0.00500 | 0.00595 | 0.00581 | 119 | 116 | 67.0-131 | | | 2.38 | 20 |
| Xylenes, Total | 0.0150 | 0.0146 | 0.0154 | 97.3 | 103 | 79.0-123 | | | 5.33 | 20 |
| Di-isopropyl ether | 0.00500 | 0.00468 | 0.00496 | 93.6 | 99.2 | 58.0-138 | | | 5.81 | 20 |
| Ethanol | 0.250 | 0.301 | 0.285 | 120 | 114 | 10.0-160 | | | 5.46 | 30 |
| Ethyl tert-butyl ether | 0.00500 | 0.00481 | 0.00501 | 96.2 | 100 | 63.0-138 | | | 4.07 | 20 |
| Methyl tert-butyl ether | 0.00500 | 0.00464 | 0.00493 | 92.8 | 98.6 | 68.0-125 | | | 6.06 | 20 |
| tert-Butyl alcohol | 0.0250 | 0.0246 | 0.0266 | 98.4 | 106 | 27.0-160 | | | 7.81 | 30 |
| tert-Amyl Methyl Ether | 0.00500 | 0.00499 | 0.00515 | 99.8 | 103 | 66.0-125 | | | 3.16 | 20 |
| *(S) Toluene-d8* | | | | *105* | *105* | *80.0-120* | | | | |
| *(S) 4-Bromofluorobenzene* | | | | *112* | *112* | *77.0-126* | | | | |
| *(S) 1,2-Dichloroethane-d4* | | | | *96.4* | *96.7* | *70.0-130* | | | | |

## L1736922-01 Original Sample (OS) • Matrix Spike (MS) • Matrix Spike Duplicate (MSD)

(OS) L1736922-01 05/19/24 15:21 • (MS) R4072918-4 05/19/24 18:23 • (MSD) R4072918-5 05/19/24 18:46

| Analyte | Spike Amount mg/l | Original Result mg/l | MS Result mg/l | MSD Result mg/l | MS Rec. % | MSD Rec. % | Dilution | Rec. Limits % | MS Qualifier | MSD Qualifier | RPD % | RPD Limits % |
|---|---|---|---|---|---|---|---|---|---|---|---|---|
| Acetone | 0.0250 | ND | ND | ND | 82.4 | 83.2 | 1 | 10.0-160 | | | 0.966 | 35 |
| Acrylonitrile | 0.0250 | ND | 0.0255 | 0.0245 | 102 | 98.0 | 1 | 21.0-160 | | | 4.00 | 32 |
| Benzene | 0.00500 | ND | 0.00479 | 0.00445 | 95.8 | 89.0 | 1 | 17.0-158 | | | 7.36 | 27 |
| Bromobenzene | 0.00500 | ND | 0.00420 | 0.00393 | 84.0 | 78.6 | 1 | 30.0-149 | | | 6.64 | 28 |
| Bromochloromethane | 0.00500 | ND | 0.00481 | 0.00434 | 96.2 | 86.8 | 1 | 38.0-142 | | | 10.3 | 26 |
| Bromodichloromethane | 0.00500 | ND | 0.00441 | 0.00405 | 88.2 | 81.0 | 1 | 31.0-150 | | | 8.51 | 27 |
| Bromoform | 0.00500 | ND | 0.00382 | 0.00342 | 76.4 | 68.4 | 1 | 29.0-150 | | | 11.0 | 29 |
| Bromomethane | 0.00500 | ND | ND | ND | 37.4 | 40.2 | 1 | 10.0-160 | | | 7.22 | 38 |

## L1736922-01 Original Sample (OS) • Matrix Spike (MS) • Matrix Spike Duplicate (MSD)

(OS) L1736922-01 05/19/24 15:21 • (MS) R4072918-4 05/19/24 18:23 • (MSD) R4072918-5 05/19/24 18:46

| Analyte | Spike Amount mg/l | Original Result mg/l | MS Result mg/l | MSD Result mg/l | MS Rec. % | MSD Rec. % | Dilution | Rec. Limits % | MS Qualifier | MSD Qualifier | RPD % | RPD Limits % |
|---|---|---|---|---|---|---|---|---|---|---|---|---|
| n-Butylbenzene | 0.00500 | ND | 0.00451 | 0.00409 | 90.2 | 81.8 | 1 | 31.0-150 | | | 9.77 | 30 |
| sec-Butylbenzene | 0.00500 | ND | 0.00482 | 0.00432 | 96.4 | 86.4 | 1 | 33.0-155 | | | 10.9 | 29 |
| tert-Butylbenzene | 0.00500 | 0.00709 | 0.00372 | 0.00335 | 0.000 | 0.000 | 1 | 34.0-153 | M2 | M2 | 10.5 | 28 |
| Carbon tetrachloride | 0.00500 | ND | 0.00470 | 0.00420 | 94.0 | 84.0 | 1 | 23.0-159 | | | 11.2 | 28 |
| Carbon disulfide | 0.00500 | ND | 0.00411 | 0.00384 | 82.2 | 76.8 | 1 | 10.0-156 | | | 6.79 | 28 |
| Chlorobenzene | 0.00500 | ND | 0.00435 | 0.00402 | 87.0 | 80.4 | 1 | 33.0-152 | | | 7.89 | 27 |
| Chlorodibromomethane | 0.00500 | ND | 0.00394 | 0.00359 | 78.8 | 71.8 | 1 | 37.0-149 | | | 9.30 | 27 |
| Chloroethane | 0.00500 | ND | 0.00711 | 0.00654 | 142 | 131 | 1 | 10.0-160 | | | 8.35 | 30 |
| Chloroform | 0.00500 | ND | 0.00525 | 0.00525 | 105 | 105 | 1 | 29.0-154 | | | 0.000 | 28 |
| Chloromethane | 0.00500 | ND | 0.00298 | 0.00282 | 59.6 | 56.4 | 1 | 10.0-160 | | | 5.52 | 29 |
| 1,2-Dibromo-3-Chloropropane | 0.00500 | ND | ND | ND | 75.0 | 79.8 | 1 | 22.0-151 | | | 6.20 | 34 |
| 1,2-Dibromoethane | 0.00500 | ND | 0.00399 | 0.00381 | 79.8 | 76.2 | 1 | 34.0-147 | | | 4.62 | 27 |
| Dibromomethane | 0.00500 | ND | 0.00450 | 0.00415 | 90.0 | 83.0 | 1 | 30.0-151 | | | 8.09 | 27 |
| 1,2-Dichlorobenzene | 0.00500 | ND | 0.00401 | 0.00391 | 80.2 | 78.2 | 1 | 34.0-149 | | | 2.53 | 28 |
| 1,3-Dichlorobenzene | 0.00500 | ND | 0.00399 | 0.00395 | 79.8 | 79.0 | 1 | 36.0-146 | | | 1.01 | 27 |
| 1,4-Dichlorobenzene | 0.00500 | ND | 0.00398 | 0.00381 | 79.6 | 76.2 | 1 | 35.0-142 | | | 4.36 | 27 |
| trans-1,4-Dichloro-2-butene | 0.00500 | ND | ND | ND | 33.4 | 29.6 | 1 | 10.0-157 | | | 12.1 | 37 |
| Dichlorodifluoromethane | 0.00500 | ND | 0.00502 | ND | 100 | 90.6 | 1 | 10.0-160 | | | 10.3 | 29 |
| 1,1-Dichloroethane | 0.00500 | ND | 0.00468 | 0.00426 | 93.6 | 85.2 | 1 | 25.0-158 | | | 9.40 | 27 |
| 1,2-Dichloroethane | 0.00500 | ND | 0.00421 | 0.00401 | 84.2 | 80.2 | 1 | 29.0-151 | | | 4.87 | 27 |
| 1,1-Dichloroethene | 0.00500 | ND | 0.00447 | 0.00430 | 89.4 | 86.0 | 1 | 11.0-160 | | | 3.88 | 29 |
| cis-1,2-Dichloroethene | 0.00500 | ND | 0.00437 | 0.00445 | 87.4 | 89.0 | 1 | 10.0-160 | | | 1.81 | 27 |
| trans-1,2-Dichloroethene | 0.00500 | ND | 0.00426 | 0.00401 | 85.2 | 80.2 | 1 | 17.0-153 | | | 6.05 | 27 |
| 1,2-Dichloropropane | 0.00500 | ND | 0.00431 | 0.00419 | 86.2 | 83.8 | 1 | 30.0-156 | | | 2.82 | 27 |
| cis-1,3-Dichloropropene | 0.00500 | ND | 0.00381 | 0.00357 | 76.2 | 71.4 | 1 | 34.0-149 | | | 6.50 | 28 |
| trans-1,3-Dichloropropene | 0.00500 | ND | 0.00348 | 0.00324 | 69.6 | 64.8 | 1 | 32.0-149 | | | 7.14 | 28 |
| Ethylbenzene | 0.00500 | 0.0411 | 0.0467 | 0.0463 | 112 | 104 | 1 | 30.0-155 | | | 0.860 | 27 |
| Hexachloro-1,3-butadiene | 0.00500 | ND | 0.00358 | 0.00361 | 71.6 | 72.2 | 1 | 20.0-154 | | | 0.834 | 34 |
| 2-Hexanone | 0.0250 | ND | 0.0174 | 0.0167 | 69.6 | 66.8 | 1 | 21.0-160 | | | 4.11 | 29 |
| 2-Butanone (MEK) | 0.0250 | ND | 0.0188 | 0.0182 | 75.2 | 72.8 | 1 | 10.0-160 | | | 3.24 | 32 |
| Iodomethane | 0.0250 | ND | ND | ND | 28.6 | 34.6 | 1 | 10.0-160 | | | 19.1 | 40 |
| Methylene Chloride | 0.00500 | ND | ND | ND | 80.6 | 75.2 | 1 | 23.0-144 | | | 6.93 | 28 |
| 4-Methyl-2-pentanone (MIBK) | 0.0250 | ND | 0.0189 | 0.0180 | 75.6 | 72.0 | 1 | 29.0-160 | | | 4.88 | 29 |
| Naphthalene | 0.00500 | 0.00776 | 0.00942 | 0.0103 | 33.2 | 50.8 | 1 | 12.0-156 | | | 8.92 | 35 |
| n-Propylbenzene | 0.00500 | 0.00221 | 0.00639 | 0.00609 | 83.6 | 77.6 | 1 | 31.0-154 | | | 4.81 | 28 |
| Styrene | 0.00500 | ND | 0.00410 | 0.00366 | 82.0 | 73.2 | 1 | 33.0-155 | | | 11.3 | 28 |
| 1,1,1,2-Tetrachloroethane | 0.00500 | ND | 0.00403 | 0.00378 | 80.6 | 75.6 | 1 | 36.0-151 | | | 6.40 | 29 |
| 1,1,2,2-Tetrachloroethane | 0.00500 | ND | 0.00382 | 0.00377 | 76.4 | 75.4 | 1 | 33.0-150 | | | 1.32 | 28 |
| 1,1,2-Trichlorotrifluoroethane | 0.00500 | ND | 0.00459 | 0.00432 | 91.8 | 86.4 | 1 | 23.0-160 | | | 6.06 | 30 |
| Tetrachloroethene | 0.00500 | ND | 0.00435 | 0.00396 | 87.0 | 79.2 | 1 | 10.0-160 | | | 9.39 | 27 |

1 Cp
2 Tc
3 Ss
4 Cn
5 Sr
6 Qc
7 Is
8 Gl
9 Al
10 Sc

## L1736922-01 Original Sample (OS) • Matrix Spike (MS) • Matrix Spike Duplicate (MSD)

(OS) L1736922-01 05/19/24 15:21 • (MS) R4072918-4 05/19/24 18:23 • (MSD) R4072918-5 05/19/24 18:46

| Analyte | Spike Amount mg/l | Original Result mg/l | MS Result mg/l | MSD Result mg/l | MS Rec. % | MSD Rec. % | Dilution | Rec. Limits % | MS Qualifier | MSD Qualifier | RPD % | RPD Limits % |
|---|---|---|---|---|---|---|---|---|---|---|---|---|
| Toluene | 0.00500 | ND | 0.00436 | 0.00399 | 87.2 | 79.8 | 1 | 26.0-154 | | | 8.86 | 28 |
| 1,2,4-Trichlorobenzene | 0.00500 | ND | 0.00355 | 0.00361 | 71.0 | 72.2 | 1 | 24.0-150 | | | 1.68 | 33 |
| 1,1,1-Trichloroethane | 0.00500 | ND | 0.00465 | 0.00429 | 93.0 | 85.8 | 1 | 23.0-160 | | | 8.05 | 28 |
| 1,1,2-Trichloroethane | 0.00500 | ND | 0.00421 | 0.00394 | 84.2 | 78.8 | 1 | 35.0-147 | | | 6.63 | 27 |
| Trichloroethene | 0.00500 | ND | 0.00492 | 0.00442 | 98.4 | 88.4 | 1 | 10.0-160 | | | 10.7 | 25 |
| Trichlorofluoromethane | 0.00500 | ND | 0.00541 | ND | 108 | 99.8 | 1 | 17.0-160 | | | 8.08 | 31 |
| 1,2,3-Trichloropropane | 0.00500 | ND | 0.00422 | 0.00372 | 84.4 | 74.4 | 1 | 34.0-151 | | | 12.6 | 29 |
| 1,2,4-Trimethylbenzene | 0.00500 | 0.0574 | 0.0549 | 0.0547 | 0.000 | 0.000 | 1 | 26.0-154 | M3 | M3 | 0.365 | 27 |
| 1,3,5-Trimethylbenzene | 0.00500 | 0.00481 | 0.00842 | 0.00811 | 72.2 | 66.0 | 1 | 28.0-153 | | | 3.75 | 27 |
| Vinyl acetate | 0.0250 | ND | 0.0257 | 0.0224 | 103 | 89.6 | 1 | 12.0-160 | | | 13.7 | 31 |
| Vinyl chloride | 0.00500 | ND | 0.00482 | 0.00467 | 96.4 | 93.4 | 1 | 10.0-160 | | | 3.16 | 27 |
| Xylenes, Total | 0.0150 | 0.0215 | 0.0317 | 0.0304 | 68.0 | 59.3 | 1 | 29.0-154 | | | 4.19 | 28 |
| Di-isopropyl ether | 0.00500 | ND | 0.00435 | 0.00398 | 87.0 | 79.6 | 1 | 21.0-160 | | | 8.88 | 28 |
| Ethanol | 0.250 | ND | 0.252 | 0.214 | 101 | 85.6 | 1 | 50.0-150 | | | 16.3 | 20 |
| Ethyl tert-butyl ether | 0.00500 | ND | 0.00446 | 0.00413 | 89.2 | 82.6 | 1 | 10.0-160 | | | 7.68 | 37 |
| Methyl tert-butyl ether | 0.00500 | 0.00123 | 0.00579 | 0.00563 | 91.2 | 88.0 | 1 | 28.0-150 | | | 2.80 | 29 |
| tert-Butyl alcohol | 0.0250 | ND | 0.0284 | 0.0283 | 114 | 113 | 1 | 50.0-150 | | | 0.353 | 20 |
| tert-Amyl Methyl Ether | 0.00500 | ND | 0.00474 | 0.00478 | 94.8 | 95.6 | 1 | 10.0-160 | | | 0.840 | 37 |
| *(S) Toluene-d8* | | | | | *98.9* | *98.1* | | *80.0-120* | | | | |
| *(S) 4-Bromofluorobenzene* | | | | | *110* | *107* | | *77.0-126* | | | | |
| *(S) 1,2-Dichloroethane-d4* | | | | | *96.3* | *96.2* | | *70.0-130* | | | | |

## Method Blank (MB)

(MB) R4072914-3 05/18/24 22:15

| Analyte | MB Result mg/l | MB Qualifier | MB MDL mg/l | MB RDL mg/l |
|---|---|---|---|---|
| Acetone | U | | 0.0113 | 0.0500 |
| Acrylonitrile | U | | 0.000671 | 0.0100 |
| Benzene | U | | 0.0000941 | 0.00100 |
| Bromobenzene | U | | 0.000118 | 0.00100 |
| Bromochloromethane | U | | 0.000128 | 0.00100 |
| Bromodichloromethane | U | | 0.000136 | 0.00100 |
| Bromoform | U | | 0.000129 | 0.00100 |
| Bromomethane | U | | 0.000605 | 0.00500 |
| n-Butylbenzene | U | | 0.000157 | 0.00100 |
| sec-Butylbenzene | U | | 0.000125 | 0.00100 |
| tert-Butylbenzene | U | | 0.000127 | 0.00100 |
| Carbon tetrachloride | U | | 0.000128 | 0.00100 |
| Carbon disulfide | U | | 0.0000962 | 0.00100 |
| Chlorobenzene | U | | 0.000116 | 0.00100 |
| Chlorodibromomethane | U | | 0.000140 | 0.00100 |
| Chloroethane | U | | 0.000192 | 0.00500 |
| Chloroform | U | | 0.000111 | 0.00500 |
| Chloromethane | U | | 0.000960 | 0.00250 |
| 1,2-Dibromo-3-Chloropropane | U | | 0.000276 | 0.00500 |
| 1,2-Dibromoethane | U | | 0.000126 | 0.00100 |
| Dibromomethane | U | | 0.000122 | 0.00100 |
| 1,2-Dichlorobenzene | U | | 0.000107 | 0.00100 |
| 1,3-Dichlorobenzene | U | | 0.000110 | 0.00100 |
| 1,4-Dichlorobenzene | U | | 0.000120 | 0.00100 |
| trans-1,4-Dichloro-2-butene | U | | 0.000467 | 0.00250 |
| Dichlorodifluoromethane | U | | 0.000374 | 0.00500 |
| 1,1-Dichloroethane | U | | 0.000100 | 0.00100 |
| 1,2-Dichloroethane | U | | 0.0000819 | 0.00100 |
| 1,1-Dichloroethene | U | | 0.000188 | 0.00100 |
| cis-1,2-Dichloroethene | U | | 0.000126 | 0.00100 |
| trans-1,2-Dichloroethene | U | | 0.000149 | 0.00100 |
| 1,2-Dichloropropane | U | | 0.000149 | 0.00100 |
| cis-1,3-Dichloropropene | U | | 0.000111 | 0.00100 |
| trans-1,3-Dichloropropene | U | | 0.000118 | 0.00100 |
| Ethylbenzene | U | | 0.000137 | 0.00100 |
| Hexachloro-1,3-butadiene | U | | 0.000337 | 0.00100 |
| 2-Hexanone | U | | 0.000787 | 0.0100 |
| 2-Butanone (MEK) | U | | 0.00119 | 0.0100 |
| Iodomethane | U | | 0.00600 | 0.0100 |
| Methylene Chloride | U | | 0.000430 | 0.00500 |

## Method Blank (MB)

(MB) R4072914-3 05/18/24 22:15

| Analyte | MB Result mg/l | MB Qualifier | MB MDL mg/l | MB RDL mg/l |
|---|---|---|---|---|
| 4-Methyl-2-pentanone (MIBK) | U | | 0.000478 | 0.0100 |
| Naphthalene | U | | 0.00100 | 0.00500 |
| n-Propylbenzene | U | | 0.0000993 | 0.00100 |
| Styrene | U | | 0.000118 | 0.00100 |
| 1,1,1,2-Tetrachloroethane | U | | 0.000147 | 0.00100 |
| 1,1,2,2-Tetrachloroethane | U | | 0.000133 | 0.00100 |
| 1,1,2-Trichlorotrifluoroethane | U | | 0.000180 | 0.00100 |
| Tetrachloroethene | U | | 0.000300 | 0.00100 |
| Toluene | U | | 0.000278 | 0.00100 |
| 1,2,4-Trichlorobenzene | U | | 0.000481 | 0.00100 |
| 1,1,1-Trichloroethane | U | | 0.000149 | 0.00100 |
| 1,1,2-Trichloroethane | U | | 0.000158 | 0.00100 |
| Trichloroethene | U | | 0.000190 | 0.00100 |
| Trichlorofluoromethane | U | | 0.000160 | 0.00500 |
| 1,2,3-Trichloropropane | U | | 0.000237 | 0.00250 |
| 1,2,4-Trimethylbenzene | U | | 0.000322 | 0.00100 |
| 1,3,5-Trimethylbenzene | U | | 0.000104 | 0.00100 |
| Vinyl acetate | U | | 0.000692 | 0.0100 |
| Vinyl chloride | U | | 0.000234 | 0.00100 |
| Xylenes, Total | U | | 0.000174 | 0.00300 |
| Di-isopropyl ether | U | | 0.000105 | 0.00100 |
| Ethanol | U | | 0.0420 | 0.100 |
| Ethyl tert-butyl ether | U | | 0.000101 | 0.00100 |
| Methyl tert-butyl ether | U | | 0.000101 | 0.00100 |
| tert-Butyl alcohol | U | | 0.00406 | 0.00500 |
| tert-Amyl Methyl Ether | U | | 0.000195 | 0.00100 |
| *(S) Toluene-d8* | *106* | | | *80.0-120* |
| *(S) 4-Bromofluorobenzene* | *105* | | | *77.0-126* |
| *(S) 1,2-Dichloroethane-d4* | *104* | | | *70.0-130* |

## Laboratory Control Sample (LCS) • Laboratory Control Sample Duplicate (LCSD)

(LCS) R4072914-1 05/18/24 21:06 • (LCSD) R4072914-2 05/18/24 21:29

| Analyte | Spike Amount mg/l | LCS Result mg/l | LCSD Result mg/l | LCS Rec. % | LCSD Rec. % | Rec. Limits % | LCS Qualifier | LCSD Qualifier | RPD % | RPD Limits % |
|---|---|---|---|---|---|---|---|---|---|---|
| Acetone | 0.0250 | 0.0424 | 0.0428 | 170 | 171 | 19.0-160 | L1 | L1 | 0.939 | 27 |
| Acrylonitrile | 0.0250 | 0.0246 | 0.0243 | 98.4 | 97.2 | 55.0-149 | | | 1.23 | 20 |
| Benzene | 0.00500 | 0.00509 | 0.00539 | 102 | 108 | 70.0-123 | | | 5.73 | 20 |
| Bromobenzene | 0.00500 | 0.00445 | 0.00458 | 89.0 | 91.6 | 73.0-121 | | | 2.88 | 20 |

## Laboratory Control Sample (LCS) • Laboratory Control Sample Duplicate (LCSD)

(LCS) R4072914-1 05/18/24 21:06 • (LCSD) R4072914-2 05/18/24 21:29

| Analyte | Spike Amount mg/l | LCS Result mg/l | LCSD Result mg/l | LCS Rec. % | LCSD Rec. % | Rec. Limits % | LCS Qualifier | LCSD Qualifier | RPD % | RPD Limits % |
|---|---|---|---|---|---|---|---|---|---|---|
| Bromochloromethane | 0.00500 | 0.00570 | 0.00580 | 114 | 116 | 76.0-122 | | | 1.74 | 20 |
| Bromodichloromethane | 0.00500 | 0.00487 | 0.00510 | 97.4 | 102 | 75.0-120 | | | 4.61 | 20 |
| Bromoform | 0.00500 | 0.00416 | 0.00417 | 83.2 | 83.4 | 68.0-132 | | | 0.240 | 20 |
| Bromomethane | 0.00500 | 0.00305 | 0.00314 | 61.0 | 62.8 | 10.0-160 | | | 2.91 | 25 |
| n-Butylbenzene | 0.00500 | 0.00377 | 0.00396 | 75.4 | 79.2 | 73.0-125 | | | 4.92 | 20 |
| sec-Butylbenzene | 0.00500 | 0.00423 | 0.00444 | 84.6 | 88.8 | 75.0-125 | | | 4.84 | 20 |
| tert-Butylbenzene | 0.00500 | 0.00388 | 0.00413 | 77.6 | 82.6 | 76.0-124 | | | 6.24 | 20 |
| Carbon tetrachloride | 0.00500 | 0.00476 | 0.00502 | 95.2 | 100 | 68.0-126 | | | 5.32 | 20 |
| Carbon disulfide | 0.00500 | 0.00522 | 0.00541 | 104 | 108 | 61.0-128 | | | 3.57 | 20 |
| Chlorobenzene | 0.00500 | 0.00472 | 0.00498 | 94.4 | 99.6 | 80.0-121 | | | 5.36 | 20 |
| Chlorodibromomethane | 0.00500 | 0.00430 | 0.00453 | 86.0 | 90.6 | 77.0-125 | | | 5.21 | 20 |
| Chloroethane | 0.00500 | 0.00736 | 0.00783 | 147 | 157 | 47.0-150 | | L1 | 6.19 | 20 |
| Chloroform | 0.00500 | 0.00531 | 0.00543 | 106 | 109 | 73.0-120 | | | 2.23 | 20 |
| Chloromethane | 0.00500 | 0.00338 | 0.00369 | 67.6 | 73.8 | 41.0-142 | | | 8.77 | 20 |
| 1,2-Dibromo-3-Chloropropane | 0.00500 | 0.00393 | 0.00400 | 78.6 | 80.0 | 58.0-134 | | | 1.77 | 20 |
| 1,2-Dibromoethane | 0.00500 | 0.00478 | 0.00470 | 95.6 | 94.0 | 80.0-122 | | | 1.69 | 20 |
| Dibromomethane | 0.00500 | 0.00523 | 0.00487 | 105 | 97.4 | 80.0-120 | | | 7.13 | 20 |
| 1,2-Dichlorobenzene | 0.00500 | 0.00427 | 0.00445 | 85.4 | 89.0 | 79.0-121 | | | 4.13 | 20 |
| 1,3-Dichlorobenzene | 0.00500 | 0.00441 | 0.00458 | 88.2 | 91.6 | 79.0-120 | | | 3.78 | 20 |
| 1,4-Dichlorobenzene | 0.00500 | 0.00434 | 0.00472 | 86.8 | 94.4 | 79.0-120 | | | 8.39 | 20 |
| trans-1,4-Dichloro-2-butene | 0.00500 | 0.00150 | 0.00219 | 30.0 | 43.8 | 33.0-144 | L2 | R7 | 37.4 | 20 |
| Dichlorodifluoromethane | 0.00500 | 0.00580 | 0.00633 | 116 | 127 | 51.0-149 | | | 8.74 | 20 |
| 1,1-Dichloroethane | 0.00500 | 0.00500 | 0.00524 | 100 | 105 | 70.0-126 | | | 4.69 | 20 |
| 1,2-Dichloroethane | 0.00500 | 0.00493 | 0.00507 | 98.6 | 101 | 70.0-128 | | | 2.80 | 20 |
| 1,1-Dichloroethene | 0.00500 | 0.00519 | 0.00518 | 104 | 104 | 71.0-124 | | | 0.193 | 20 |
| cis-1,2-Dichloroethene | 0.00500 | 0.00487 | 0.00501 | 97.4 | 100 | 73.0-120 | | | 2.83 | 20 |
| trans-1,2-Dichloroethene | 0.00500 | 0.00480 | 0.00515 | 96.0 | 103 | 73.0-120 | | | 7.04 | 20 |
| 1,2-Dichloropropane | 0.00500 | 0.00488 | 0.00501 | 97.6 | 100 | 77.0-125 | | | 2.63 | 20 |
| cis-1,3-Dichloropropene | 0.00500 | 0.00455 | 0.00490 | 91.0 | 98.0 | 80.0-123 | | | 7.41 | 20 |
| trans-1,3-Dichloropropene | 0.00500 | 0.00418 | 0.00443 | 83.6 | 88.6 | 78.0-124 | | | 5.81 | 20 |
| Ethylbenzene | 0.00500 | 0.00469 | 0.00488 | 93.8 | 97.6 | 79.0-123 | | | 3.97 | 20 |
| Hexachloro-1,3-butadiene | 0.00500 | 0.00369 | 0.00398 | 73.8 | 79.6 | 54.0-138 | | | 7.56 | 20 |
| 2-Hexanone | 0.0250 | 0.0265 | 0.0256 | 106 | 102 | 67.0-149 | | | 3.45 | 20 |
| 2-Butanone (MEK) | 0.0250 | 0.0344 | 0.0322 | 138 | 129 | 44.0-160 | | | 6.61 | 20 |
| Iodomethane | 0.0250 | 0.00818 | 0.0117 | 32.7 | 46.8 | 33.0-147 | L2 | R7 | 35.4 | 26 |
| Methylene Chloride | 0.00500 | 0.00484 | 0.00507 | 96.8 | 101 | 67.0-120 | | | 4.64 | 20 |
| 4-Methyl-2-pentanone (MIBK) | 0.0250 | 0.0221 | 0.0218 | 88.4 | 87.2 | 68.0-142 | | | 1.37 | 20 |
| Naphthalene | 0.00500 | 0.00383 | 0.00419 | 76.6 | 83.8 | 54.0-135 | | | 8.98 | 20 |
| n-Propylbenzene | 0.00500 | 0.00429 | 0.00451 | 85.8 | 90.2 | 77.0-124 | | | 5.00 | 20 |
| Styrene | 0.00500 | 0.00437 | 0.00468 | 87.4 | 93.6 | 73.0-130 | | | 6.85 | 20 |

## Laboratory Control Sample (LCS) • Laboratory Control Sample Duplicate (LCSD)

(LCS) R4072914-1 05/18/24 21:06 • (LCSD) R4072914-2 05/18/24 21:29

| Analyte | Spike Amount mg/l | LCS Result mg/l | LCSD Result mg/l | LCS Rec. % | LCSD Rec. % | Rec. Limits % | LCS Qualifier | LCSD Qualifier | RPD % | RPD Limits % |
|---|---|---|---|---|---|---|---|---|---|---|
| 1,1,1,2-Tetrachloroethane | 0.00500 | 0.00462 | 0.00467 | 92.4 | 93.4 | 75.0-125 | | | 1.08 | 20 |
| 1,1,2,2-Tetrachloroethane | 0.00500 | 0.00431 | 0.00443 | 86.2 | 88.6 | 65.0-130 | | | 2.75 | 20 |
| 1,1,2-Trichlorotrifluoroethane | 0.00500 | 0.00483 | 0.00510 | 96.6 | 102 | 69.0-132 | | | 5.44 | 20 |
| Tetrachloroethene | 0.00500 | 0.00489 | 0.00500 | 97.8 | 100 | 72.0-132 | | | 2.22 | 20 |
| Toluene | 0.00500 | 0.00482 | 0.00498 | 96.4 | 99.6 | 79.0-120 | | | 3.27 | 20 |
| 1,2,4-Trichlorobenzene | 0.00500 | 0.00304 | 0.00333 | 60.8 | 66.6 | 57.0-137 | | | 9.11 | 20 |
| 1,1,1-Trichloroethane | 0.00500 | 0.00480 | 0.00529 | 96.0 | 106 | 73.0-124 | | | 9.71 | 20 |
| 1,1,2-Trichloroethane | 0.00500 | 0.00470 | 0.00474 | 94.0 | 94.8 | 80.0-120 | | | 0.847 | 20 |
| Trichloroethene | 0.00500 | 0.00485 | 0.00506 | 97.0 | 101 | 78.0-124 | | | 4.24 | 20 |
| Trichlorofluoromethane | 0.00500 | 0.00587 | 0.00608 | 117 | 122 | 59.0-147 | | | 3.51 | 20 |
| 1,2,3-Trichloropropane | 0.00500 | 0.00471 | 0.00469 | 94.2 | 93.8 | 73.0-130 | | | 0.426 | 20 |
| 1,2,4-Trimethylbenzene | 0.00500 | 0.00394 | 0.00433 | 78.8 | 86.6 | 76.0-121 | | | 9.43 | 20 |
| 1,3,5-Trimethylbenzene | 0.00500 | 0.00417 | 0.00443 | 83.4 | 88.6 | 76.0-122 | | | 6.05 | 20 |
| Vinyl acetate | 0.0250 | 0.0213 | 0.0216 | 85.2 | 86.4 | 11.0-160 | | | 1.40 | 20 |
| Vinyl chloride | 0.00500 | 0.00585 | 0.00616 | 117 | 123 | 67.0-131 | | | 5.16 | 20 |
| Xylenes, Total | 0.0150 | 0.0139 | 0.0146 | 92.7 | 97.3 | 79.0-123 | | | 4.91 | 20 |
| Di-isopropyl ether | 0.00500 | 0.00456 | 0.00474 | 91.2 | 94.8 | 58.0-138 | | | 3.87 | 20 |
| Ethanol | 0.250 | 0.219 | 0.230 | 87.6 | 92.0 | 10.0-160 | | | 4.90 | 30 |
| Ethyl tert-butyl ether | 0.00500 | 0.00460 | 0.00496 | 92.0 | 99.2 | 63.0-138 | | | 7.53 | 20 |
| Methyl tert-butyl ether | 0.00500 | 0.00477 | 0.00478 | 95.4 | 95.6 | 68.0-125 | | | 0.209 | 20 |
| tert-Butyl alcohol | 0.0250 | 0.0245 | 0.0230 | 98.0 | 92.0 | 27.0-160 | | | 6.32 | 30 |
| tert-Amyl Methyl Ether | 0.00500 | 0.00472 | 0.00499 | 94.4 | 99.8 | 66.0-125 | | | 5.56 | 20 |
| *(S) Toluene-d8* | | | | *103* | *103* | *80.0-120* | | | | |
| *(S) 4-Bromofluorobenzene* | | | | *113* | *109* | *77.0-126* | | | | |
| *(S) 1,2-Dichloroethane-d4* | | | | *102* | *101* | *70.0-130* | | | | |

## L1736976-08 Original Sample (OS) • Matrix Spike (MS) • Matrix Spike Duplicate (MSD)

(OS) L1736976-08 05/19/24 02:09 • (MS) R4072914-4 05/19/24 06:43 • (MSD) R4072914-5 05/19/24 07:06

| Analyte | Spike Amount mg/l | Original Result mg/l | MS Result mg/l | MSD Result mg/l | MS Rec. % | MSD Rec. % | Dilution | Rec. Limits % | MS Qualifier | MSD Qualifier | RPD % | RPD Limits % |
|---|---|---|---|---|---|---|---|---|---|---|---|---|
| Acetone | 0.0250 | ND | ND | ND | 127 | 105 | 1 | 10.0-160 | | | 18.6 | 35 |
| Acrylonitrile | 0.0250 | ND | 0.0365 | 0.0324 | 146 | 130 | 1 | 21.0-160 | | | 11.9 | 32 |
| Benzene | 0.00500 | ND | 0.00720 | 0.00699 | 144 | 140 | 1 | 17.0-158 | | | 2.96 | 27 |
| Bromobenzene | 0.00500 | ND | 0.00585 | 0.00545 | 117 | 109 | 1 | 30.0-149 | | | 7.08 | 28 |
| Bromochloromethane | 0.00500 | ND | 0.00786 | 0.00704 | 157 | 141 | 1 | 38.0-142 | M1 | | 11.0 | 26 |
| Bromodichloromethane | 0.00500 | ND | 0.00668 | 0.00646 | 134 | 129 | 1 | 31.0-150 | | | 3.35 | 27 |
| Bromoform | 0.00500 | ND | 0.00606 | 0.00555 | 121 | 111 | 1 | 29.0-150 | | | 8.79 | 29 |
| Bromomethane | 0.00500 | ND | ND | ND | 74.6 | 68.6 | 1 | 10.0-160 | | | 8.38 | 38 |

## L1736976-08 Original Sample (OS) • Matrix Spike (MS) • Matrix Spike Duplicate (MSD)

(OS) L1736976-08 05/19/24 02:09 • (MS) R4072914-4 05/19/24 06:43 • (MSD) R4072914-5 05/19/24 07:06

| Analyte | Spike Amount mg/l | Original Result mg/l | MS Result mg/l | MSD Result mg/l | MS Rec. % | MSD Rec. % | Dilution | Rec. Limits % | MS Qualifier | MSD Qualifier | RPD % | RPD Limits % |
|---|---|---|---|---|---|---|---|---|---|---|---|---|
| n-Butylbenzene | 0.00500 | ND | 0.00484 | 0.00491 | 96.8 | 98.2 | 1 | 31.0-150 | | | 1.44 | 30 |
| sec-Butylbenzene | 0.00500 | ND | 0.00550 | 0.00546 | 110 | 109 | 1 | 33.0-155 | | | 0.730 | 29 |
| tert-Butylbenzene | 0.00500 | ND | 0.00502 | 0.00503 | 100 | 101 | 1 | 34.0-153 | | | 0.199 | 28 |
| Carbon tetrachloride | 0.00500 | ND | 0.00680 | 0.00677 | 136 | 135 | 1 | 23.0-159 | | | 0.442 | 28 |
| Carbon disulfide | 0.00500 | ND | 0.00741 | 0.00738 | 148 | 148 | 1 | 10.0-156 | | | 0.406 | 28 |
| Chlorobenzene | 0.00500 | ND | 0.00657 | 0.00625 | 131 | 125 | 1 | 33.0-152 | | | 4.99 | 27 |
| Chlorodibromomethane | 0.00500 | ND | 0.00641 | 0.00573 | 128 | 115 | 1 | 37.0-149 | | | 11.2 | 27 |
| Chloroethane | 0.00500 | ND | 0.0109 | 0.00975 | 218 | 195 | 1 | 10.0-160 | M1 | M1 | 11.1 | 30 |
| Chloroform | 0.00500 | ND | 0.00762 | 0.00712 | 152 | 142 | 1 | 29.0-154 | | | 6.78 | 28 |
| Chloromethane | 0.00500 | ND | 0.00519 | 0.00530 | 104 | 106 | 1 | 10.0-160 | | | 2.10 | 29 |
| 1,2-Dibromo-3-Chloropropane | 0.00500 | ND | 0.00500 | 0.00534 | 100 | 107 | 1 | 22.0-151 | | | 6.58 | 34 |
| 1,2-Dibromoethane | 0.00500 | ND | 0.00660 | 0.00607 | 132 | 121 | 1 | 34.0-147 | | | 8.37 | 27 |
| Dibromomethane | 0.00500 | ND | 0.00707 | 0.00679 | 141 | 136 | 1 | 30.0-151 | | | 4.04 | 27 |
| 1,2-Dichlorobenzene | 0.00500 | ND | 0.00555 | 0.00544 | 111 | 109 | 1 | 34.0-149 | | | 2.00 | 28 |
| 1,3-Dichlorobenzene | 0.00500 | ND | 0.00570 | 0.00567 | 114 | 113 | 1 | 36.0-146 | | | 0.528 | 27 |
| 1,4-Dichlorobenzene | 0.00500 | ND | 0.00562 | 0.00549 | 112 | 110 | 1 | 35.0-142 | | | 2.34 | 27 |
| trans-1,4-Dichloro-2-butene | 0.00500 | ND | 0.00263 | ND | 52.6 | 47.6 | 1 | 10.0-157 | | | 9.98 | 37 |
| Dichlorodifluoromethane | 0.00500 | ND | 0.00872 | 0.00891 | 174 | 178 | 1 | 10.0-160 | M1 | M1 | 2.16 | 29 |
| 1,1-Dichloroethane | 0.00500 | ND | 0.00710 | 0.00684 | 142 | 137 | 1 | 25.0-158 | | | 3.73 | 27 |
| 1,2-Dichloroethane | 0.00500 | ND | 0.00689 | 0.00654 | 126 | 119 | 1 | 29.0-151 | | | 5.21 | 27 |
| 1,1-Dichloroethene | 0.00500 | ND | 0.00763 | 0.00748 | 153 | 150 | 1 | 11.0-160 | | | 1.99 | 29 |
| cis-1,2-Dichloroethene | 0.00500 | ND | 0.00692 | 0.00685 | 138 | 137 | 1 | 10.0-160 | | | 1.02 | 27 |
| trans-1,2-Dichloroethene | 0.00500 | ND | 0.00718 | 0.00693 | 144 | 139 | 1 | 17.0-153 | | | 3.54 | 27 |
| 1,2-Dichloropropane | 0.00500 | ND | 0.00678 | 0.00635 | 136 | 127 | 1 | 30.0-156 | | | 6.55 | 27 |
| cis-1,3-Dichloropropene | 0.00500 | ND | 0.00636 | 0.00561 | 127 | 112 | 1 | 34.0-149 | | | 12.5 | 28 |
| trans-1,3-Dichloropropene | 0.00500 | ND | 0.00584 | 0.00549 | 117 | 110 | 1 | 32.0-149 | | | 6.18 | 28 |
| Ethylbenzene | 0.00500 | ND | 0.00644 | 0.00623 | 129 | 125 | 1 | 30.0-155 | | | 3.31 | 27 |
| Hexachloro-1,3-butadiene | 0.00500 | ND | 0.00507 | 0.00507 | 101 | 101 | 1 | 20.0-154 | | | 0.000 | 34 |
| 2-Hexanone | 0.0250 | ND | 0.0279 | 0.0237 | 112 | 94.8 | 1 | 21.0-160 | | | 16.3 | 29 |
| 2-Butanone (MEK) | 0.0250 | ND | 0.0333 | 0.0287 | 133 | 115 | 1 | 10.0-160 | | | 14.8 | 32 |
| Iodomethane | 0.0250 | ND | 0.0122 | 0.0164 | 48.8 | 65.6 | 1 | 10.0-160 | | | 29.4 | 40 |
| Methylene Chloride | 0.00500 | ND | 0.00657 | 0.00624 | 131 | 125 | 1 | 23.0-144 | | | 5.15 | 28 |
| 4-Methyl-2-pentanone (MIBK) | 0.0250 | ND | 0.0318 | 0.0273 | 127 | 109 | 1 | 29.0-160 | | | 15.2 | 29 |
| Naphthalene | 0.00500 | ND | ND | ND | 87.6 | 88.8 | 1 | 12.0-156 | | | 1.36 | 35 |
| n-Propylbenzene | 0.00500 | ND | 0.00570 | 0.00559 | 114 | 112 | 1 | 31.0-154 | | | 1.95 | 28 |
| Styrene | 0.00500 | ND | 0.00619 | 0.00595 | 124 | 119 | 1 | 33.0-155 | | | 3.95 | 28 |
| 1,1,1,2-Tetrachloroethane | 0.00500 | ND | 0.00622 | 0.00591 | 124 | 118 | 1 | 36.0-151 | | | 5.11 | 29 |
| 1,1,2,2-Tetrachloroethane | 0.00500 | ND | 0.00643 | 0.00571 | 129 | 114 | 1 | 33.0-150 | | | 11.9 | 28 |
| 1,1,2-Trichlorotrifluoroethane | 0.00500 | ND | 0.00741 | 0.00723 | 148 | 145 | 1 | 23.0-160 | | | 2.46 | 30 |
| Tetrachloroethene | 0.00500 | 0.00224 | 0.00922 | 0.00875 | 140 | 130 | 1 | 10.0-160 | | | 5.23 | 27 |

## L1736976-08 Original Sample (OS) • Matrix Spike (MS) • Matrix Spike Duplicate (MSD)

(OS) L1736976-08 05/19/24 02:09 • (MS) R4072914-4 05/19/24 06:43 • (MSD) R4072914-5 05/19/24 07:06

| Analyte | Spike Amount mg/l | Original Result mg/l | MS Result mg/l | MSD Result mg/l | MS Rec. % | MSD Rec. % | Dilution | Rec. Limits % | MS Qualifier | MSD Qualifier | RPD % | RPD Limits % |
|---|---|---|---|---|---|---|---|---|---|---|---|---|
| Toluene | 0.00500 | ND | 0.00655 | 0.00627 | 131 | 125 | 1 | 26.0-154 | | | 4.37 | 28 |
| 1,2,4-Trichlorobenzene | 0.00500 | ND | 0.00397 | 0.00382 | 79.4 | 76.4 | 1 | 24.0-150 | | | 3.85 | 33 |
| 1,1,1-Trichloroethane | 0.00500 | ND | 0.00710 | 0.00673 | 142 | 135 | 1 | 23.0-160 | | | 5.35 | 28 |
| 1,1,2-Trichloroethane | 0.00500 | ND | 0.00678 | 0.00622 | 136 | 124 | 1 | 35.0-147 | | | 8.62 | 27 |
| Trichloroethene | 0.00500 | ND | 0.00711 | 0.00680 | 142 | 136 | 1 | 10.0-160 | | | 4.46 | 25 |
| Trichlorofluoromethane | 0.00500 | ND | 0.00883 | 0.00832 | 177 | 166 | 1 | 17.0-160 | M1 | M1 | 5.95 | 31 |
| 1,2,3-Trichloropropane | 0.00500 | ND | 0.00669 | 0.00604 | 134 | 121 | 1 | 34.0-151 | | | 10.2 | 29 |
| 1,2,4-Trimethylbenzene | 0.00500 | ND | 0.00534 | 0.00529 | 107 | 106 | 1 | 26.0-154 | | | 0.941 | 27 |
| 1,3,5-Trimethylbenzene | 0.00500 | ND | 0.00559 | 0.00546 | 112 | 109 | 1 | 28.0-153 | | | 2.35 | 27 |
| Vinyl acetate | 0.0250 | ND | 0.0448 | 0.0390 | 179 | 156 | 1 | 12.0-160 | M1 | | 13.8 | 31 |
| Vinyl chloride | 0.00500 | ND | 0.00810 | 0.00830 | 162 | 166 | 1 | 10.0-160 | M1 | M1 | 2.44 | 27 |
| Xylenes, Total | 0.0150 | ND | 0.0196 | 0.0185 | 131 | 123 | 1 | 29.0-154 | | | 5.77 | 28 |
| Di-isopropyl ether | 0.00500 | ND | 0.00648 | 0.00610 | 130 | 122 | 1 | 21.0-160 | | | 6.04 | 28 |
| Ethanol | 0.250 | ND | 0.388 | 0.362 | 155 | 145 | 1 | 50.0-150 | M1 | | 6.93 | 20 |
| Ethyl tert-butyl ether | 0.00500 | ND | 0.00684 | 0.00630 | 137 | 126 | 1 | 10.0-160 | | | 8.22 | 37 |
| Methyl tert-butyl ether | 0.00500 | ND | 0.00711 | 0.00634 | 138 | 122 | 1 | 28.0-150 | | | 11.4 | 29 |
| tert-Butyl alcohol | 0.0250 | ND | 0.0361 | 0.0311 | 144 | 124 | 1 | 50.0-150 | | | 14.9 | 20 |
| tert-Amyl Methyl Ether | 0.00500 | ND | 0.00705 | 0.00613 | 141 | 123 | 1 | 10.0-160 | | | 14.0 | 37 |
| *(S) Toluene-d8* | | | | | *103* | *101* | | *80.0-120* | | | | |
| *(S) 4-Bromofluorobenzene* | | | | | *113* | *111* | | *77.0-126* | | | | |
| *(S) 1,2-Dichloroethane-d4* | | | | | *102* | *96.4* | | *70.0-130* | | | | |

# INTERNAL STANDARD SUMMARY

## Instrument: VOCMS30 • File ID: 0518_27

05/18/24 21:06

| Sample ID | File ID | 8260-FLUOROBENZENE Response | 8260-CHLOROBENZENE-D5 Response | 8260-1,4-DICHLOROBENZENE-D4 Response |
|---|---|---|---|---|
| Standard | 0518_27 | 200380 | 91601 | 86218 |
| Upper Limit | | 400760 | 183202 | 172436 |
| Lower Limit | | 100190 | 45801 | 43109 |
| LCS R4072914-1 WG2289161 1x | 0518_27LCS | 200380 | 91601 | 86218 |
| LCSD R4072914-2 WG2289161 1x | 0518_28 | 196724 | 90308 | 84578 |
| BLANK R4072914-3 WG2289161 1x | 0518_30 | 181402 | 81151 | 69497 |
| L1736922-08 WG2289161 1x | 0518_31 | 183962 | 83540 | 70736 |
| MS R4072914-4 WG2289161 1x | 0518_51 | 193588 | 87783 | 86802 |
| MSD R4072914-5 WG2289161 1x | 0518_52 | 207824 | 95520 | 91247 |

## Instrument: VOCMS30 • File ID: 0519_02

05/19/24 09:02

| Sample ID | File ID | 8260-FLUOROBENZENE Response | 8260-CHLOROBENZENE-D5 Response | 8260-1,4-DICHLOROBENZENE-D4 Response |
|---|---|---|---|---|
| Standard | 0519_02 | 197159 | 88307 | 84511 |
| Upper Limit | | 394318 | 176614 | 169022 |
| Lower Limit | | 98580 | 44154 | 42256 |
| LCS R4072918-1 WG2289016 1x | 0519_02LCS | 197159 | 88307 | 84511 |
| LCSD R4072918-2 WG2289016 1x | 0519_03 | 191753 | 85763 | 82551 |
| BLANK R4072918-3 WG2289016 1x | 0519_05 | 193094 | 86932 | 76550 |
| L1736922-07 WG2289016 1x | 0519_06 | 189872 | 85951 | 76130 |
| L1736922-01 WG2289016 1x | 0519_18 | 196536 | 89003 | 86265 |
| L1736922-02 WG2289016 1x | 0519_19 | 199199 | 89894 | 80086 |
| L1736922-03 WG2289016 1x | 0519_20 | 188994 | 86789 | 75958 |
| L1736922-04 WG2289016 1x | 0519_21 | 188270 | 83711 | 73795 |
| L1736922-05 WG2289016 1x | 0519_22 | 195906 | 85806 | 77139 |
| L1736922-06 WG2289016 1x | 0519_23 | 185749 | 83520 | 74594 |
| MS R4072918-4 WG2289016 1x | 0519_26 | 207465 | 98069 | 92005 |
| MSD R4072918-5 WG2289016 1x | 0519_27 | 209674 | 100681 | 93491 |

# GLOSSARY OF TERMS

## Guide to Reading and Understanding Your Laboratory Report

The information below is designed to better explain the various terms used in your report of analytical results from the Laboratory. This is not intended as a comprehensive explanation, and if you have additional questions please contact your project representative.

Results Disclaimer - Information that may be provided by the customer, and contained within this report, include Permit Limits, Project Name, Sample ID, Sample Matrix, Sample Preservation, Field Blanks, Field Spikes, Field Duplicates, On-Site Data, Sampling Collection Dates/Times, and Sampling Location. Results relate to the accuracy of this information provided, and as the samples are received.

## Abbreviations and Definitions

| | |
|---|---|
| MDL | Method Detection Limit. |
| ND | Not detected at the Reporting Limit (or MDL where applicable). |
| RDL | Reported Detection Limit. |
| Rec. | Recovery. |
| RPD | Relative Percent Difference. |
| SDG | Sample Delivery Group. |
| (S) | Surrogate (Surrogate Standard) - Analytes added to every blank, sample, Laboratory Control Sample/Duplicate and Matrix Spike/Duplicate; used to evaluate analytical efficiency by measuring recovery. Surrogates are not expected to be detected in all environmental media. |
| U | Not detected at the Reporting Limit (or MDL where applicable). |
| Analyte | The name of the particular compound or analysis performed. Some Analyses and Methods will have multiple analytes reported. |
| Dilution | If the sample matrix contains an interfering material, the sample preparation volume or weight values differ from the standard, or if concentrations of analytes in the sample are higher than the highest limit of concentration that the laboratory can accurately report, the sample may be diluted for analysis. If a value different than 1 is used in this field, the result reported has already been corrected for this factor. |
| Limits | These are the target % recovery ranges or % difference value that the laboratory has historically determined as normal for the method and analyte being reported. Successful QC Sample analysis will target all analytes recovered or duplicated within these ranges. |
| Original Sample | The non-spiked sample in the prep batch used to determine the Relative Percent Difference (RPD) from a quality control sample. The Original Sample may not be included within the reported SDG. |
| Qualifier | This column provides a letter and/or number designation that corresponds to additional information concerning the result reported. If a Qualifier is present, a definition per Qualifier is provided within the Glossary and Definitions page and potentially a discussion of possible implications of the Qualifier in the Case Narrative if applicable. |
| Result | The actual analytical final result (corrected for any sample specific characteristics) reported for your sample. If there was no measurable result returned for a specific analyte, the result in this column may state “ND” (Not Detected) or “BDL” (Below Detectable Levels). The information in the results column should always be accompanied by either an MDL (Method Detection Limit) or RDL (Reporting Detection Limit) that defines the lowest value that the laboratory could detect or report for this analyte. |
| Uncertainty (Radiochemistry) | Confidence level of 2 sigma. |
| Case Narrative (Cn) | A brief discussion about the included sample results, including a discussion of any non-conformances to protocol observed either at sample receipt by the laboratory from the field or during the analytical process. If present, there will be a section in the Case Narrative to discuss the meaning of any data qualifiers used in the report. |
| Quality Control Summary (Qc) | This section of the report includes the results of the laboratory quality control analyses required by procedure or analytical methods to assist in evaluating the validity of the results reported for your samples. These analyses are not being performed on your samples typically, but on laboratory generated material. |
| Sample Chain of Custody (Sc) | This is the document created in the field when your samples were initially collected. This is used to verify the time and date of collection, the person collecting the samples, and the analyses that the laboratory is requested to perform. This chain of custody also documents all persons (excluding commercial shippers) that have had control or possession of the samples from the time of collection until delivery to the laboratory for analysis. |
| Sample Results (Sr) | This section of your report will provide the results of all testing performed on your samples. These results are provided by sample ID and are separated by the analyses performed on each sample. The header line of each analysis section for each sample will provide the name and method number for the analysis reported. |
| Sample Summary (Ss) | This section of the Analytical Report defines the specific analyses performed for each sample ID, including the dates and times of preparation and/or analysis. |

| Qualifier | Description |
|---|---|
| L1 | The associated blank spike recovery was above laboratory acceptance limits. |
| L2 | The associated blank spike recovery was below laboratory acceptance limits. |
| M1 | Matrix spike recovery was high, the method control sample recovery was acceptable. |
| M2 | Matrix spike recovery was low, the method control sample recovery was acceptable. |
| M3 | The spike recovery value is unusable since the analyte concentration in the sample is disproportionate to the spike level. The associated blank spike recovery was acceptable. |
| R7 | LFB/LFBD RPD exceeded the laboratory acceptance limit. Recovery met acceptance criteria. |

# ACCREDITATIONS & LOCATIONS

## Pace Analytical National 12065 Lebanon Rd Mount Juliet, TN 37122

| | | | |
|---|---|---|---|
| Alabama | 40660 | Nebraska | NE-OS-15-05 |
| Alaska | 17-026 | Nevada | TN000032021-1 |
| Arizona | AZ0612 | New Hampshire | 2975 |
| Arkansas | 88-0469 | New Jersey–NELAP | TN002 |
| California | 2932 | New Mexico [1] | TN00003 |
| Colorado | TN00003 | New York | 11742 |
| Connecticut | PH-0197 | North Carolina | Env375 |
| Florida | E87487 | North Carolina [1] | DW21704 |
| Georgia | NELAP | North Carolina [3] | 41 |
| Georgia [1] | 923 | North Dakota | R-140 |
| Idaho | TN00003 | Ohio–VAP | CL0069 |
| Illinois | 200008 | Oklahoma | 9915 |
| Indiana | C-TN-01 | Oregon | TN200002 |
| Iowa | 364 | Pennsylvania | 68-02979 |
| Kansas | E-10277 | Rhode Island | LA000356 |
| Kentucky [1 6] | KY90010 | South Carolina | 84004002 |
| Kentucky [2] | 16 | South Dakota | n/a |
| Louisiana | AI30792 | Tennessee [1 4] | 2006 |
| Louisiana | LA018 | Texas | T104704245-20-18 |
| Maine | TN00003 | Texas [5] | LAB0152 |
| Maryland | 324 | Utah | TN000032021-11 |
| Massachusetts | M-TN003 | Vermont | VT2006 |
| Michigan | 9958 | Virginia | 110033 |
| Minnesota | 047-999-395 | Washington | C847 |
| Mississippi | TN00003 | West Virginia | 233 |
| Missouri | 340 | Wisconsin | 998093910 |
| Montana | CERT0086 | Wyoming | A2LA |
| A2LA – ISO 17025 | 1461.01 | AIHA-LAP,LLC EMLAP | 100789 |
| A2LA – ISO 17025 [5] | 1461.02 | DOD | 1461.01 |
| Canada | 1461.01 | USDA | P330-15-00234 |
| EPA–Crypto | TN00003 | | |

[1] Drinking Water [2] Underground Storage Tanks [3] Aquatic Toxicity [4] Chemical/Microbiological [5] Mold [6] Wastewater n/a Accreditation not applicable

* Not all certifications held by the laboratory are applicable to the results reported in the attached report.

* Accreditation is only applicable to the test methods specified on each scope of accreditation held by Pace Analytical.

Company Name/Address:
**Kinder Morgan - Rocklin, CA-AZ Work**

410 N.44th Street
Suite 1000
Phoenix. AZ 85008

Billing Information:
Accounts Payable- Alan Van Antwerp
9950 SAN DIEGO MISSION RD.
SAN DIEGO, CA 92108

Pres Chk

Report to: **Bob Forsberg**

Email To: bob.forsberg@arcadis-us.com;sascha.arnold@arcadis.com

Project Description: **KMEP Silvercroft Wash**

City/State Collected: TUCSON/AZ

Please Circle: PT MT CT ET

Phone: **602-438-0883**

Client Project # **30207116**

Lab Project # **KINARCPAZ-SILVERCROF**

Collected by (print): **MS/SKA**

Site/Facility ID # **SILVERCROFT WASH**

P.O. # **WD1046679**

Collected by (signature):

Immediately Packed on Ice N ___ Y X

**Rush?** (Lab MUST Be Notified)
___ Same Day ___ Five Day
___ Next Day ___ 5 Day (Rad Only)
___ Two Day ___ 10 Day (Rad Only)
___ Three Day

Quote #

Date Results Needed: STD TAT

Analysis / Container / Preservative

| Sample ID | Comp/Grab | Matrix * | Depth | Date | Time | No. of Cntrs | *NO2,NO3,SO4 125mlHDPE-NoPres | EEM RSK175 40mlAmb HCl | HOLD - NO2+NO3 250mlHDPE-H2SO4 | TDS 1L-HDPE NoPres | Total Fe 6010 250mlHDPE-HNO3 | VOCs+OXYs 8260 40mlAmb-HCl | Remarks | Sample # (lab only) |
|---|---|---|---|---|---|---|---|---|---|---|---|---|---|---|
| MW-2 | GRAB | GW | 155' | 5-15-24 | 0915 | 18 | X | X | X | X | X | X | RUN MS/MSD | -01 |
| MW-20 | | GW | 155' | | 1026 | 9 | X | X | X | X | X | X | | -02 |
| MW-19 | | GW | 151' | | 1115 | 9 | X | X | X | X | X | X | | -03 |
| MW-19 DUP | | GW | 151' | | 1120 | 9 | X | X | X | X | X | X | | -04 |
| MW-17 | | GW | 151' | | 1316 | 9 | X | X | X | X | X | X | | -05 |
| MW-6 | | GW | 160' | | 1412 | 9 | X | X | X | X | X | X | | -06 |
| | | GW | | | | | | | | | | | | |
| | | GW | | | | | | | | | | | | |
| EB-1 | GRAB | ~~GW~~ QA | — | 5-15-24 | 1030 | 3 | | | | | | X | | -07 |
| TRIP BLANK | — | ~~GW~~ QA | — | 5-15-24 | — | 2 | | | | | | X | | -08 |

Chain of Custody Page 1 of 1

Pace
PEOPLE ADVANCING SCIENCE

**MT JULIET, TN**

12065 Lebanon Rd Mount Juliet, TN 37122
Submitting a sample via this chain of custody constitutes acknowledgment and acceptance of the Pace Terms and Conditions found at: https://info.pacelabs.com/hubfs/pas-standard-terms.pdf

SDG # L1736992
**E184**

Acctnum: **KINARCPAZ**
Template: **T190237**
Prelogin: **P1068524**
PM: **110 - Brian Ford**
PB:

Shipped Via:

* Matrix:
SS - Soil AIR - Air F - Filter
GW - Groundwater B - Bioassay
WW - WasteWater
DW - Drinking Water
OT - Other_____

**Remarks:*NO2,NO3 have a 48 hour holding time.**

(SHIP VIA FEDEX)

PH-10BDH5021 TRC-235236?
CR6-20221V

I _____ Temp _____
Flow _____ Other _____

Samples returned via:
__ UPS __ FedEx __ Courier _____

Tracking # 7155 0313 9762

Sample Receipt Checklist

| | | | |
|---|---|---|---|
| COC Seal Present/Intact: | NP | Y | N |
| COC Signed/Accurate: | | ? | N |
| Bottles arrive intact: | | Y | N |
| Correct bottles used: | | Y | N |
| Sufficient volume sent: | | Y | N |
| If Applicable | | | |
| VOA Zero Headspace: | | Y | N |
| Preservation Correct/Checked: | | Y | N |
| RAD Screen <0.5 mR/hr: | | Y | N |

| | Date: | Time: | Received by: (Signature) |
|---|---|---|---|
| Relinquished by : (Signature) | 5-15-2024 | 1600 | SHIP-N-MAIL |
| Relinquished by : (Signature) | Date: | Time: | Received by: (Signature) |
| Relinquished by : (Signature) | Date: | Time: | Received for lab by: (Signature) |

Trip Blank Received: Yes / No
HCL / MeoH
TBR
2

Temp: 4.5+0.1=4.6 °C Bottles Received: 66

Date: 5/16/24 Time: 900

If preservation required by Login: Date/Time

Hold:

Condition: NCF / OK

# ANALYTICAL REPORT

June 14, 2024



## Kinder Morgan - Rocklin, CA-AZ Work

| | |
|---|---|
| Sample Delivery Group: | L1739078 |
| Samples Received: | 05/22/2024 |
| Project Number: | 30207116 |
| Description: | KMEP Silvercroft Wash |
| Site: | SILVERCROFT WASH |
| Report To: | Bob Forsberg<br>410 N.44th Street<br>Suite 1000<br>Phoenix, AZ 85008 |

Entire Report Reviewed By:

Brian Ford

Project Manager

Results relate only to the items tested or calibrated and are reported as rounded values. This test report shall not be reproduced, except in full, without written approval of the laboratory. Where applicable, sampling conducted by Pace Analytical National is performed per guidance provided in laboratory standard operating procedures ENV-SOP-MTJL-0067 and ENV-SOP-MTJL-0068. Where sampling conducted by the customer, results relate to the accuracy of the information provided, and as the samples are received.

**Pace Analytical National**

12065 Lebanon Rd Mount Juliet, TN 37122 615-758-5858 800-767-5859 mydata.pacelabs.com

# TABLE OF CONTENTS


Cp: Cover Page 1

Tc: Table of Contents 2

Ss: Sample Summary 3

Cn: Case Narrative 5

Sr: Sample Results 6

MW-21 L1739078-01 6

TRIP BLANK 1 L1739078-02 8

WR-463A L1739078-03 10

R-122A L1739078-04 12

R-099A L1739078-05 14

R-082A L1739078-06 16

TRIP BLANK 2 L1739078-07 18

Qc: Quality Control Summary 20

Gravimetric Analysis by Method 2540 C-2011 20

Wet Chemistry by Method 353.2 22

Wet Chemistry by Method 9056A 23

Metals (ICP) by Method 6010D 31

Volatile Organic Compounds (GC) by Method RSK175 33

Volatile Organic Compounds (GC/MS) by Method 8260B 37

Is: Internal Standard Summary 43

Volatile Organic Compounds (GC/MS) by Method 8260B 43

Gl: Glossary of Terms 44

Al: Accreditations & Locations 45

Sc: Sample Chain of Custody 46

## MW-21 L1739078-01 GW

Collected by: MS/SXA | Collected date/time: 05/21/24 09:26 | Received date/time: 05/22/24 09:00

| Method | Batch | Dilution | Preparation date/time | Analysis date/time | Analyst | Location |
|---|---|---|---|---|---|---|
| Gravimetric Analysis by Method 2540 C-2011 | WG2295071 | 1 | 05/29/24 23:06 | 05/30/24 09:58 | JAC | Mt. Juliet, TN |
| Wet Chemistry by Method 9056A | WG2291495 | 1 | 05/23/24 04:24 | 05/23/24 04:24 | JD | Mt. Juliet, TN |
| Metals (ICP) by Method 6010D | WG2294943 | 1 | 05/30/24 09:14 | 05/30/24 16:48 | JTM | Mt. Juliet, TN |
| Volatile Organic Compounds (GC) by Method RSK175 | WG2294321 | 1 | 05/30/24 12:29 | 05/30/24 12:29 | CCM | Mt. Juliet, TN |
| Volatile Organic Compounds (GC/MS) by Method 8260B | WG2293875 | 1 | 05/28/24 00:29 | 05/28/24 00:29 | JHH | Mt. Juliet, TN |

## TRIP BLANK 1 L1739078-02 GW

Collected by: MS/SXA | Collected date/time: 05/21/24 00:00 | Received date/time: 05/22/24 09:00

| Method | Batch | Dilution | Preparation date/time | Analysis date/time | Analyst | Location |
|---|---|---|---|---|---|---|
| Volatile Organic Compounds (GC/MS) by Method 8260B | WG2293875 | 1 | 05/27/24 21:00 | 05/27/24 21:00 | JHH | Mt. Juliet, TN |

## WR-463A L1739078-03 GW

Collected by: MS/SXA | Collected date/time: 05/21/24 10:33 | Received date/time: 05/22/24 09:00

| Method | Batch | Dilution | Preparation date/time | Analysis date/time | Analyst | Location |
|---|---|---|---|---|---|---|
| Gravimetric Analysis by Method 2540 C-2011 | WG2293098 | 1 | 05/24/24 21:26 | 05/26/24 09:01 | MMF | Mt. Juliet, TN |
| Wet Chemistry by Method 9056A | WG2291513 | 1 | 05/23/24 10:28 | 05/23/24 10:28 | ERP | Mt. Juliet, TN |
| Metals (ICP) by Method 6010D | WG2294943 | 1 | 05/30/24 09:14 | 05/30/24 17:58 | JTM | Mt. Juliet, TN |
| Volatile Organic Compounds (GC) by Method RSK175 | WG2294321 | 1 | 05/30/24 12:32 | 05/30/24 12:32 | CCM | Mt. Juliet, TN |
| Volatile Organic Compounds (GC/MS) by Method 8260B | WG2293875 | 1 | 05/28/24 00:49 | 05/28/24 00:49 | JHH | Mt. Juliet, TN |

## R-122A L1739078-04 GW

Collected by: MS/SXA | Collected date/time: 05/21/24 11:32 | Received date/time: 05/22/24 09:00

| Method | Batch | Dilution | Preparation date/time | Analysis date/time | Analyst | Location |
|---|---|---|---|---|---|---|
| Gravimetric Analysis by Method 2540 C-2011 | WG2293098 | 1 | 05/24/24 21:26 | 05/26/24 09:01 | MMF | Mt. Juliet, TN |
| Wet Chemistry by Method 9056A | WG2291527 | 1 | 05/23/24 12:11 | 05/23/24 12:11 | DLH | Mt. Juliet, TN |
| Metals (ICP) by Method 6010D | WG2294946 | 1 | 05/30/24 12:45 | 05/31/24 17:55 | JTM | Mt. Juliet, TN |
| Volatile Organic Compounds (GC) by Method RSK175 | WG2294321 | 1 | 05/30/24 12:38 | 05/30/24 12:38 | CCM | Mt. Juliet, TN |
| Volatile Organic Compounds (GC/MS) by Method 8260B | WG2293875 | 1 | 05/28/24 01:10 | 05/28/24 01:10 | JHH | Mt. Juliet, TN |

## R-099A L1739078-05 GW

Collected by: MS/SXA | Collected date/time: 05/21/24 12:33 | Received date/time: 05/22/24 09:00

| Method | Batch | Dilution | Preparation date/time | Analysis date/time | Analyst | Location |
|---|---|---|---|---|---|---|
| Gravimetric Analysis by Method 2540 C-2011 | WG2293098 | 1 | 05/24/24 21:26 | 05/26/24 09:01 | MMF | Mt. Juliet, TN |
| Wet Chemistry by Method 9056A | WG2291527 | 1 | 05/23/24 12:27 | 05/23/24 12:27 | DLH | Mt. Juliet, TN |
| Metals (ICP) by Method 6010D | WG2294946 | 1 | 05/30/24 12:45 | 05/31/24 17:58 | JTM | Mt. Juliet, TN |
| Volatile Organic Compounds (GC) by Method RSK175 | WG2294321 | 1 | 05/30/24 12:41 | 05/30/24 12:41 | CCM | Mt. Juliet, TN |
| Volatile Organic Compounds (GC/MS) by Method 8260B | WG2293875 | 1 | 05/28/24 01:31 | 05/28/24 01:31 | JHH | Mt. Juliet, TN |

## R-082A L1739078-06 GW

Collected by: MS/SXA | Collected date/time: 05/21/24 13:54 | Received date/time: 05/22/24 09:00

| Method | Batch | Dilution | Preparation date/time | Analysis date/time | Analyst | Location |
|---|---|---|---|---|---|---|
| Gravimetric Analysis by Method 2540 C-2011 | WG2293098 | 1 | 05/24/24 21:26 | 05/26/24 09:01 | MMF | Mt. Juliet, TN |
| Wet Chemistry by Method 353.2 | WG2304369 | 1 | 06/13/24 16:43 | 06/13/24 16:43 | RTW | Mt. Juliet, TN |
| Wet Chemistry by Method 9056A | WG2291532 | 1 | 05/27/24 09:34 | 05/27/24 09:34 | DLH | Mt. Juliet, TN |
| Metals (ICP) by Method 6010D | WG2294946 | 1 | 05/30/24 12:45 | 05/31/24 18:02 | JTM | Mt. Juliet, TN |
| Volatile Organic Compounds (GC) by Method RSK175 | WG2294723 | 1 | 05/30/24 14:16 | 05/30/24 14:16 | CCM | Mt. Juliet, TN |

1 Cp
2 Tc
3 Ss
4 Cn
5 Sr
6 Qc
7 Is
8 Gl
9 Al
10 Sc

## R-082A L1739078-06 GW

| | | | Collected by | Collected date/time | Received date/time | |
|---|---|---|---|---|---|---|
| | | | MS/SXA | 05/21/24 13:54 | 05/22/24 09:00 | |
| Method | Batch | Dilution | Preparation date/time | Analysis date/time | Analyst | Location |
| Volatile Organic Compounds (GC/MS) by Method 8260B | WG2293875 | 1 | 05/28/24 01:52 | 05/28/24 01:52 | JHH | Mt. Juliet, TN |

## TRIP BLANK 2 L1739078-07 GW

| | | | Collected by | Collected date/time | Received date/time | |
|---|---|---|---|---|---|---|
| | | | MS/SXA | 05/21/24 00:00 | 05/22/24 09:00 | |
| Method | Batch | Dilution | Preparation date/time | Analysis date/time | Analyst | Location |
| Volatile Organic Compounds (GC/MS) by Method 8260B | WG2293875 | 1 | 05/27/24 21:21 | 05/27/24 21:21 | JHH | Mt. Juliet, TN |

# CASE NARRATIVE

All sample aliquots were received at the correct temperature, in the proper containers, with the appropriate preservatives, and within method specified holding times, unless qualified or notated within the report. Where applicable, all MDL (LOD) and RDL (LOQ) values reported for environmental samples have been corrected for the dilution factor used in the analysis. All Method and Batch Quality Control are within established criteria except where addressed in this case narrative, a non-conformance form or properly qualified within the sample results. By my digital signature below, I affirm to the best of my knowledge, all problems/anomalies observed by the laboratory as having the potential to affect the quality of the data have been identified by the laboratory, and no information or data have been knowingly withheld that would affect the quality of the data.

Brian Ford
Project Manager

## Gravimetric Analysis by Method 2540 C-2011

| Analyte | Result mg/l | Qualifier | RDL mg/l | Dilution | Analysis date / time | Batch |
|---|---|---|---|---|---|---|
| Dissolved Solids | 563 | H1 | 10.0 | 1 | 05/30/2024 09:58 | WG2295071 |

## Wet Chemistry by Method 9056A

| Analyte | Result mg/l | Qualifier | RDL mg/l | Dilution | Analysis date / time | Batch |
|---|---|---|---|---|---|---|
| Nitrate | 2.12 | | 0.100 | 1 | 05/23/2024 04:24 | WG2291495 |
| Nitrite | 0.116 | | 0.100 | 1 | 05/23/2024 04:24 | WG2291495 |
| Sulfate | 152 | M2 | 5.00 | 1 | 05/23/2024 04:24 | WG2291495 |

## Metals (ICP) by Method 6010D

| Analyte | Result mg/l | Qualifier | RDL mg/l | Dilution | Analysis date / time | Batch |
|---|---|---|---|---|---|---|
| Iron | ND | | 0.100 | 1 | 05/30/2024 16:48 | WG2294943 |

## Volatile Organic Compounds (GC) by Method RSK175

| Analyte | Result mg/l | Qualifier | RDL mg/l | Dilution | Analysis date / time | Batch |
|---|---|---|---|---|---|---|
| Methane | ND | | 0.0100 | 1 | 05/30/2024 12:29 | WG2294321 |
| Ethane | ND | | 0.0130 | 1 | 05/30/2024 12:29 | WG2294321 |
| Ethene | ND | | 0.0130 | 1 | 05/30/2024 12:29 | WG2294321 |

## Volatile Organic Compounds (GC/MS) by Method 8260B

| Analyte | Result mg/l | Qualifier | RDL mg/l | Dilution | Analysis date / time | Batch |
|---|---|---|---|---|---|---|
| Acetone | ND | | 0.0500 | 1 | 05/28/2024 00:29 | WG2293875 |
| Acrylonitrile | ND | | 0.0100 | 1 | 05/28/2024 00:29 | WG2293875 |
| Benzene | ND | | 0.00100 | 1 | 05/28/2024 00:29 | WG2293875 |
| Bromobenzene | ND | | 0.00100 | 1 | 05/28/2024 00:29 | WG2293875 |
| Bromochloromethane | ND | | 0.00100 | 1 | 05/28/2024 00:29 | WG2293875 |
| Bromodichloromethane | ND | | 0.00100 | 1 | 05/28/2024 00:29 | WG2293875 |
| Bromoform | ND | | 0.00100 | 1 | 05/28/2024 00:29 | WG2293875 |
| Bromomethane | ND | | 0.00500 | 1 | 05/28/2024 00:29 | WG2293875 |
| n-Butylbenzene | ND | | 0.00100 | 1 | 05/28/2024 00:29 | WG2293875 |
| sec-Butylbenzene | ND | | 0.00100 | 1 | 05/28/2024 00:29 | WG2293875 |
| tert-Butylbenzene | ND | | 0.00100 | 1 | 05/28/2024 00:29 | WG2293875 |
| Carbon tetrachloride | ND | | 0.00100 | 1 | 05/28/2024 00:29 | WG2293875 |
| Carbon disulfide | ND | | 0.00100 | 1 | 05/28/2024 00:29 | WG2293875 |
| Chlorobenzene | ND | | 0.00100 | 1 | 05/28/2024 00:29 | WG2293875 |
| Chlorodibromomethane | ND | | 0.00100 | 1 | 05/28/2024 00:29 | WG2293875 |
| Chloroethane | ND | | 0.00500 | 1 | 05/28/2024 00:29 | WG2293875 |
| Chloroform | ND | | 0.00500 | 1 | 05/28/2024 00:29 | WG2293875 |
| Chloromethane | ND | | 0.00250 | 1 | 05/28/2024 00:29 | WG2293875 |
| 1,2-Dibromo-3-Chloropropane | ND | | 0.00500 | 1 | 05/28/2024 00:29 | WG2293875 |
| 1,2-Dibromoethane | ND | | 0.00100 | 1 | 05/28/2024 00:29 | WG2293875 |
| Dibromomethane | ND | | 0.00100 | 1 | 05/28/2024 00:29 | WG2293875 |
| 1,2-Dichlorobenzene | ND | | 0.00100 | 1 | 05/28/2024 00:29 | WG2293875 |
| 1,3-Dichlorobenzene | ND | | 0.00100 | 1 | 05/28/2024 00:29 | WG2293875 |
| 1,4-Dichlorobenzene | ND | | 0.00100 | 1 | 05/28/2024 00:29 | WG2293875 |
| trans-1,4-Dichloro-2-butene | ND | | 0.00250 | 1 | 05/28/2024 00:29 | WG2293875 |
| Dichlorodifluoromethane | ND | | 0.00500 | 1 | 05/28/2024 00:29 | WG2293875 |
| 1,1-Dichloroethane | ND | | 0.00100 | 1 | 05/28/2024 00:29 | WG2293875 |
| 1,2-Dichloroethane | ND | | 0.00100 | 1 | 05/28/2024 00:29 | WG2293875 |
| 1,1-Dichloroethene | ND | | 0.00100 | 1 | 05/28/2024 00:29 | WG2293875 |
| cis-1,2-Dichloroethene | ND | | 0.00100 | 1 | 05/28/2024 00:29 | WG2293875 |

## Volatile Organic Compounds (GC/MS) by Method 8260B

| Analyte | Result mg/l | Qualifier | RDL mg/l | Dilution | Analysis date / time | Batch |
|---|---|---|---|---|---|---|
| trans-1,2-Dichloroethene | ND | | 0.00100 | 1 | 05/28/2024 00:29 | WG2293875 |
| 1,2-Dichloropropane | ND | | 0.00100 | 1 | 05/28/2024 00:29 | WG2293875 |
| cis-1,3-Dichloropropene | ND | | 0.00100 | 1 | 05/28/2024 00:29 | WG2293875 |
| trans-1,3-Dichloropropene | ND | | 0.00100 | 1 | 05/28/2024 00:29 | WG2293875 |
| Ethylbenzene | ND | | 0.00100 | 1 | 05/28/2024 00:29 | WG2293875 |
| Hexachloro-1,3-butadiene | ND | | 0.00100 | 1 | 05/28/2024 00:29 | WG2293875 |
| 2-Hexanone | ND | | 0.0100 | 1 | 05/28/2024 00:29 | WG2293875 |
| 2-Butanone (MEK) | ND | | 0.0100 | 1 | 05/28/2024 00:29 | WG2293875 |
| Iodomethane | ND | R5 | 0.0100 | 1 | 05/28/2024 00:29 | WG2293875 |
| Methylene Chloride | ND | | 0.00500 | 1 | 05/28/2024 00:29 | WG2293875 |
| 4-Methyl-2-pentanone (MIBK) | ND | | 0.0100 | 1 | 05/28/2024 00:29 | WG2293875 |
| Naphthalene | ND | | 0.00500 | 1 | 05/28/2024 00:29 | WG2293875 |
| n-Propylbenzene | ND | | 0.00100 | 1 | 05/28/2024 00:29 | WG2293875 |
| Styrene | ND | | 0.00100 | 1 | 05/28/2024 00:29 | WG2293875 |
| 1,1,1,2-Tetrachloroethane | ND | | 0.00100 | 1 | 05/28/2024 00:29 | WG2293875 |
| 1,1,2,2-Tetrachloroethane | ND | | 0.00100 | 1 | 05/28/2024 00:29 | WG2293875 |
| 1,1,2-Trichlorotrifluoroethane | ND | | 0.00100 | 1 | 05/28/2024 00:29 | WG2293875 |
| Tetrachloroethene | ND | | 0.00100 | 1 | 05/28/2024 00:29 | WG2293875 |
| Toluene | ND | | 0.00100 | 1 | 05/28/2024 00:29 | WG2293875 |
| 1,2,4-Trichlorobenzene | ND | | 0.00100 | 1 | 05/28/2024 00:29 | WG2293875 |
| 1,1,1-Trichloroethane | ND | | 0.00100 | 1 | 05/28/2024 00:29 | WG2293875 |
| 1,1,2-Trichloroethane | ND | | 0.00100 | 1 | 05/28/2024 00:29 | WG2293875 |
| Trichloroethene | ND | | 0.00100 | 1 | 05/28/2024 00:29 | WG2293875 |
| Trichlorofluoromethane | ND | | 0.00500 | 1 | 05/28/2024 00:29 | WG2293875 |
| 1,2,3-Trichloropropane | ND | | 0.00250 | 1 | 05/28/2024 00:29 | WG2293875 |
| 1,2,4-Trimethylbenzene | ND | | 0.00100 | 1 | 05/28/2024 00:29 | WG2293875 |
| 1,3,5-Trimethylbenzene | ND | | 0.00100 | 1 | 05/28/2024 00:29 | WG2293875 |
| Vinyl acetate | ND | | 0.0100 | 1 | 05/28/2024 00:29 | WG2293875 |
| Vinyl chloride | ND | | 0.00100 | 1 | 05/28/2024 00:29 | WG2293875 |
| Xylenes, Total | ND | | 0.00300 | 1 | 05/28/2024 00:29 | WG2293875 |
| Di-isopropyl ether | ND | | 0.00100 | 1 | 05/28/2024 00:29 | WG2293875 |
| Ethanol | ND | R5 | 0.100 | 1 | 05/28/2024 00:29 | WG2293875 |
| Ethyl tert-butyl ether | ND | | 0.00100 | 1 | 05/28/2024 00:29 | WG2293875 |
| Methyl tert-butyl ether | 0.00118 | | 0.00100 | 1 | 05/28/2024 00:29 | WG2293875 |
| tert-Butyl alcohol | ND | | 0.00500 | 1 | 05/28/2024 00:29 | WG2293875 |
| tert-Amyl Methyl Ether | ND | | 0.00100 | 1 | 05/28/2024 00:29 | WG2293875 |
| *(S) Toluene-d8* | *105* | | *80.0-120* | | *05/28/2024 00:29* | WG2293875 |
| *(S) 4-Bromofluorobenzene* | *110* | | *77.0-126* | | *05/28/2024 00:29* | WG2293875 |
| *(S) 1,2-Dichloroethane-d4* | *120* | | *70.0-130* | | *05/28/2024 00:29* | WG2293875 |

## Volatile Organic Compounds (GC/MS) by Method 8260B

| Analyte | Result mg/l | Qualifier | RDL mg/l | Dilution | Analysis date / time | Batch |
|---|---|---|---|---|---|---|
| Acetone | ND | | 0.0500 | 1 | 05/27/2024 21:00 | WG2293875 |
| Acrylonitrile | ND | | 0.0100 | 1 | 05/27/2024 21:00 | WG2293875 |
| Benzene | ND | | 0.00100 | 1 | 05/27/2024 21:00 | WG2293875 |
| Bromobenzene | ND | | 0.00100 | 1 | 05/27/2024 21:00 | WG2293875 |
| Bromochloromethane | ND | | 0.00100 | 1 | 05/27/2024 21:00 | WG2293875 |
| Bromodichloromethane | ND | | 0.00100 | 1 | 05/27/2024 21:00 | WG2293875 |
| Bromoform | ND | | 0.00100 | 1 | 05/27/2024 21:00 | WG2293875 |
| Bromomethane | ND | | 0.00500 | 1 | 05/27/2024 21:00 | WG2293875 |
| n-Butylbenzene | ND | | 0.00100 | 1 | 05/27/2024 21:00 | WG2293875 |
| sec-Butylbenzene | ND | | 0.00100 | 1 | 05/27/2024 21:00 | WG2293875 |
| tert-Butylbenzene | ND | | 0.00100 | 1 | 05/27/2024 21:00 | WG2293875 |
| Carbon tetrachloride | ND | | 0.00100 | 1 | 05/27/2024 21:00 | WG2293875 |
| Carbon disulfide | ND | | 0.00100 | 1 | 05/27/2024 21:00 | WG2293875 |
| Chlorobenzene | ND | | 0.00100 | 1 | 05/27/2024 21:00 | WG2293875 |
| Chlorodibromomethane | ND | | 0.00100 | 1 | 05/27/2024 21:00 | WG2293875 |
| Chloroethane | ND | | 0.00500 | 1 | 05/27/2024 21:00 | WG2293875 |
| Chloroform | ND | | 0.00500 | 1 | 05/27/2024 21:00 | WG2293875 |
| Chloromethane | ND | | 0.00250 | 1 | 05/27/2024 21:00 | WG2293875 |
| 1,2-Dibromo-3-Chloropropane | ND | | 0.00500 | 1 | 05/27/2024 21:00 | WG2293875 |
| 1,2-Dibromoethane | ND | | 0.00100 | 1 | 05/27/2024 21:00 | WG2293875 |
| Dibromomethane | ND | | 0.00100 | 1 | 05/27/2024 21:00 | WG2293875 |
| 1,2-Dichlorobenzene | ND | | 0.00100 | 1 | 05/27/2024 21:00 | WG2293875 |
| 1,3-Dichlorobenzene | ND | | 0.00100 | 1 | 05/27/2024 21:00 | WG2293875 |
| 1,4-Dichlorobenzene | ND | | 0.00100 | 1 | 05/27/2024 21:00 | WG2293875 |
| trans-1,4-Dichloro-2-butene | ND | R7 | 0.00250 | 1 | 05/27/2024 21:00 | WG2293875 |
| Dichlorodifluoromethane | ND | | 0.00500 | 1 | 05/27/2024 21:00 | WG2293875 |
| 1,1-Dichloroethane | ND | | 0.00100 | 1 | 05/27/2024 21:00 | WG2293875 |
| 1,2-Dichloroethane | ND | | 0.00100 | 1 | 05/27/2024 21:00 | WG2293875 |
| 1,1-Dichloroethene | ND | | 0.00100 | 1 | 05/27/2024 21:00 | WG2293875 |
| cis-1,2-Dichloroethene | ND | | 0.00100 | 1 | 05/27/2024 21:00 | WG2293875 |
| trans-1,2-Dichloroethene | ND | | 0.00100 | 1 | 05/27/2024 21:00 | WG2293875 |
| 1,2-Dichloropropane | ND | | 0.00100 | 1 | 05/27/2024 21:00 | WG2293875 |
| cis-1,3-Dichloropropene | ND | | 0.00100 | 1 | 05/27/2024 21:00 | WG2293875 |
| trans-1,3-Dichloropropene | ND | | 0.00100 | 1 | 05/27/2024 21:00 | WG2293875 |
| Ethylbenzene | ND | | 0.00100 | 1 | 05/27/2024 21:00 | WG2293875 |
| Hexachloro-1,3-butadiene | ND | | 0.00100 | 1 | 05/27/2024 21:00 | WG2293875 |
| 2-Hexanone | ND | | 0.0100 | 1 | 05/27/2024 21:00 | WG2293875 |
| 2-Butanone (MEK) | ND | | 0.0100 | 1 | 05/27/2024 21:00 | WG2293875 |
| Iodomethane | ND | R5 | 0.0100 | 1 | 05/27/2024 21:00 | WG2293875 |
| Methylene Chloride | ND | | 0.00500 | 1 | 05/27/2024 21:00 | WG2293875 |
| 4-Methyl-2-pentanone (MIBK) | ND | | 0.0100 | 1 | 05/27/2024 21:00 | WG2293875 |
| Naphthalene | ND | | 0.00500 | 1 | 05/27/2024 21:00 | WG2293875 |
| n-Propylbenzene | ND | | 0.00100 | 1 | 05/27/2024 21:00 | WG2293875 |
| Styrene | ND | | 0.00100 | 1 | 05/27/2024 21:00 | WG2293875 |
| 1,1,1,2-Tetrachloroethane | ND | | 0.00100 | 1 | 05/27/2024 21:00 | WG2293875 |
| 1,1,2,2-Tetrachloroethane | ND | | 0.00100 | 1 | 05/27/2024 21:00 | WG2293875 |
| 1,1,2-Trichlorotrifluoroethane | ND | | 0.00100 | 1 | 05/27/2024 21:00 | WG2293875 |
| Tetrachloroethene | ND | | 0.00100 | 1 | 05/27/2024 21:00 | WG2293875 |
| Toluene | ND | | 0.00100 | 1 | 05/27/2024 21:00 | WG2293875 |
| 1,2,4-Trichlorobenzene | ND | | 0.00100 | 1 | 05/27/2024 21:00 | WG2293875 |
| 1,1,1-Trichloroethane | ND | | 0.00100 | 1 | 05/27/2024 21:00 | WG2293875 |
| 1,1,2-Trichloroethane | ND | | 0.00100 | 1 | 05/27/2024 21:00 | WG2293875 |
| Trichloroethene | ND | | 0.00100 | 1 | 05/27/2024 21:00 | WG2293875 |
| Trichlorofluoromethane | ND | | 0.00500 | 1 | 05/27/2024 21:00 | WG2293875 |
| 1,2,3-Trichloropropane | ND | | 0.00250 | 1 | 05/27/2024 21:00 | WG2293875 |
| 1,2,4-Trimethylbenzene | ND | | 0.00100 | 1 | 05/27/2024 21:00 | WG2293875 |

## Volatile Organic Compounds (GC/MS) by Method 8260B

| Analyte | Result mg/l | Qualifier | RDL mg/l | Dilution | Analysis date / time | Batch |
|---|---|---|---|---|---|---|
| 1,3,5-Trimethylbenzene | ND | | 0.00100 | 1 | 05/27/2024 21:00 | WG2293875 |
| Vinyl acetate | ND | | 0.0100 | 1 | 05/27/2024 21:00 | WG2293875 |
| Vinyl chloride | ND | | 0.00100 | 1 | 05/27/2024 21:00 | WG2293875 |
| Xylenes, Total | ND | | 0.00300 | 1 | 05/27/2024 21:00 | WG2293875 |
| Di-isopropyl ether | ND | | 0.00100 | 1 | 05/27/2024 21:00 | WG2293875 |
| Ethanol | ND | R5 | 0.100 | 1 | 05/27/2024 21:00 | WG2293875 |
| Ethyl tert-butyl ether | ND | | 0.00100 | 1 | 05/27/2024 21:00 | WG2293875 |
| Methyl tert-butyl ether | ND | | 0.00100 | 1 | 05/27/2024 21:00 | WG2293875 |
| tert-Butyl alcohol | ND | | 0.00500 | 1 | 05/27/2024 21:00 | WG2293875 |
| tert-Amyl Methyl Ether | ND | | 0.00100 | 1 | 05/27/2024 21:00 | WG2293875 |
| *(S) Toluene-d8* | *106* | | *80.0-120* | | *05/27/2024 21:00* | WG2293875 |
| *(S) 4-Bromofluorobenzene* | *110* | | *77.0-126* | | *05/27/2024 21:00* | WG2293875 |
| *(S) 1,2-Dichloroethane-d4* | *115* | | *70.0-130* | | *05/27/2024 21:00* | WG2293875 |

1 Cp
2 Tc
3 Ss
4 Cn
5 Sr
6 Qc
7 Is
8 Gl
9 Al
10 Sc

## Gravimetric Analysis by Method 2540 C-2011

| Analyte | Result mg/l | Qualifier | RDL mg/l | Dilution | Analysis date / time | Batch |
|---|---|---|---|---|---|---|
| Dissolved Solids | 351 | | 10.0 | 1 | 05/26/2024 09:01 | WG2293098 |

## Wet Chemistry by Method 9056A

| Analyte | Result mg/l | Qualifier | RDL mg/l | Dilution | Analysis date / time | Batch |
|---|---|---|---|---|---|---|
| Nitrate | 4.94 | | 0.100 | 1 | 05/23/2024 10:28 | WG2291513 |
| Nitrite | ND | | 0.100 | 1 | 05/23/2024 10:28 | WG2291513 |
| Sulfate | 64.0 | M2 | 5.00 | 1 | 05/23/2024 10:28 | WG2291513 |

## Metals (ICP) by Method 6010D

| Analyte | Result mg/l | Qualifier | RDL mg/l | Dilution | Analysis date / time | Batch |
|---|---|---|---|---|---|---|
| Iron | ND | | 0.100 | 1 | 05/30/2024 17:58 | WG2294943 |

## Volatile Organic Compounds (GC) by Method RSK175

| Analyte | Result mg/l | Qualifier | RDL mg/l | Dilution | Analysis date / time | Batch |
|---|---|---|---|---|---|---|
| Methane | ND | | 0.0100 | 1 | 05/30/2024 12:32 | WG2294321 |
| Ethane | ND | | 0.0130 | 1 | 05/30/2024 12:32 | WG2294321 |
| Ethene | ND | | 0.0130 | 1 | 05/30/2024 12:32 | WG2294321 |

## Volatile Organic Compounds (GC/MS) by Method 8260B

| Analyte | Result mg/l | Qualifier | RDL mg/l | Dilution | Analysis date / time | Batch |
|---|---|---|---|---|---|---|
| Acetone | ND | | 0.0500 | 1 | 05/28/2024 00:49 | WG2293875 |
| Acrylonitrile | ND | | 0.0100 | 1 | 05/28/2024 00:49 | WG2293875 |
| Benzene | ND | | 0.00100 | 1 | 05/28/2024 00:49 | WG2293875 |
| Bromobenzene | ND | | 0.00100 | 1 | 05/28/2024 00:49 | WG2293875 |
| Bromochloromethane | ND | | 0.00100 | 1 | 05/28/2024 00:49 | WG2293875 |
| Bromodichloromethane | ND | | 0.00100 | 1 | 05/28/2024 00:49 | WG2293875 |
| Bromoform | ND | | 0.00100 | 1 | 05/28/2024 00:49 | WG2293875 |
| Bromomethane | ND | | 0.00500 | 1 | 05/28/2024 00:49 | WG2293875 |
| n-Butylbenzene | ND | | 0.00100 | 1 | 05/28/2024 00:49 | WG2293875 |
| sec-Butylbenzene | ND | | 0.00100 | 1 | 05/28/2024 00:49 | WG2293875 |
| tert-Butylbenzene | ND | | 0.00100 | 1 | 05/28/2024 00:49 | WG2293875 |
| Carbon tetrachloride | ND | | 0.00100 | 1 | 05/28/2024 00:49 | WG2293875 |
| Carbon disulfide | ND | | 0.00100 | 1 | 05/28/2024 00:49 | WG2293875 |
| Chlorobenzene | ND | | 0.00100 | 1 | 05/28/2024 00:49 | WG2293875 |
| Chlorodibromomethane | ND | | 0.00100 | 1 | 05/28/2024 00:49 | WG2293875 |
| Chloroethane | ND | | 0.00500 | 1 | 05/28/2024 00:49 | WG2293875 |
| Chloroform | ND | | 0.00500 | 1 | 05/28/2024 00:49 | WG2293875 |
| Chloromethane | ND | | 0.00250 | 1 | 05/28/2024 00:49 | WG2293875 |
| 1,2-Dibromo-3-Chloropropane | ND | | 0.00500 | 1 | 05/28/2024 00:49 | WG2293875 |
| 1,2-Dibromoethane | ND | | 0.00100 | 1 | 05/28/2024 00:49 | WG2293875 |
| Dibromomethane | ND | | 0.00100 | 1 | 05/28/2024 00:49 | WG2293875 |
| 1,2-Dichlorobenzene | ND | | 0.00100 | 1 | 05/28/2024 00:49 | WG2293875 |
| 1,3-Dichlorobenzene | ND | | 0.00100 | 1 | 05/28/2024 00:49 | WG2293875 |
| 1,4-Dichlorobenzene | ND | | 0.00100 | 1 | 05/28/2024 00:49 | WG2293875 |
| trans-1,4-Dichloro-2-butene | ND | R7 | 0.00250 | 1 | 05/28/2024 00:49 | WG2293875 |
| Dichlorodifluoromethane | ND | | 0.00500 | 1 | 05/28/2024 00:49 | WG2293875 |
| 1,1-Dichloroethane | ND | | 0.00100 | 1 | 05/28/2024 00:49 | WG2293875 |
| 1,2-Dichloroethane | ND | | 0.00100 | 1 | 05/28/2024 00:49 | WG2293875 |
| 1,1-Dichloroethene | ND | | 0.00100 | 1 | 05/28/2024 00:49 | WG2293875 |
| cis-1,2-Dichloroethene | ND | | 0.00100 | 1 | 05/28/2024 00:49 | WG2293875 |

## Volatile Organic Compounds (GC/MS) by Method 8260B

| Analyte | Result mg/l | Qualifier | RDL mg/l | Dilution | Analysis date / time | Batch |
|---|---|---|---|---|---|---|
| trans-1,2-Dichloroethene | ND | | 0.00100 | 1 | 05/28/2024 00:49 | WG2293875 |
| 1,2-Dichloropropane | ND | | 0.00100 | 1 | 05/28/2024 00:49 | WG2293875 |
| cis-1,3-Dichloropropene | ND | | 0.00100 | 1 | 05/28/2024 00:49 | WG2293875 |
| trans-1,3-Dichloropropene | ND | | 0.00100 | 1 | 05/28/2024 00:49 | WG2293875 |
| Ethylbenzene | ND | | 0.00100 | 1 | 05/28/2024 00:49 | WG2293875 |
| Hexachloro-1,3-butadiene | ND | | 0.00100 | 1 | 05/28/2024 00:49 | WG2293875 |
| 2-Hexanone | ND | | 0.0100 | 1 | 05/28/2024 00:49 | WG2293875 |
| 2-Butanone (MEK) | ND | | 0.0100 | 1 | 05/28/2024 00:49 | WG2293875 |
| Iodomethane | ND | R5 | 0.0100 | 1 | 05/28/2024 00:49 | WG2293875 |
| Methylene Chloride | ND | | 0.00500 | 1 | 05/28/2024 00:49 | WG2293875 |
| 4-Methyl-2-pentanone (MIBK) | ND | | 0.0100 | 1 | 05/28/2024 00:49 | WG2293875 |
| Naphthalene | ND | | 0.00500 | 1 | 05/28/2024 00:49 | WG2293875 |
| n-Propylbenzene | ND | | 0.00100 | 1 | 05/28/2024 00:49 | WG2293875 |
| Styrene | ND | | 0.00100 | 1 | 05/28/2024 00:49 | WG2293875 |
| 1,1,1,2-Tetrachloroethane | ND | | 0.00100 | 1 | 05/28/2024 00:49 | WG2293875 |
| 1,1,2,2-Tetrachloroethane | ND | | 0.00100 | 1 | 05/28/2024 00:49 | WG2293875 |
| 1,1,2-Trichlorotrifluoroethane | ND | | 0.00100 | 1 | 05/28/2024 00:49 | WG2293875 |
| Tetrachloroethene | ND | | 0.00100 | 1 | 05/28/2024 00:49 | WG2293875 |
| Toluene | ND | | 0.00100 | 1 | 05/28/2024 00:49 | WG2293875 |
| 1,2,4-Trichlorobenzene | ND | | 0.00100 | 1 | 05/28/2024 00:49 | WG2293875 |
| 1,1,1-Trichloroethane | ND | | 0.00100 | 1 | 05/28/2024 00:49 | WG2293875 |
| 1,1,2-Trichloroethane | ND | | 0.00100 | 1 | 05/28/2024 00:49 | WG2293875 |
| Trichloroethene | ND | | 0.00100 | 1 | 05/28/2024 00:49 | WG2293875 |
| Trichlorofluoromethane | ND | | 0.00500 | 1 | 05/28/2024 00:49 | WG2293875 |
| 1,2,3-Trichloropropane | ND | | 0.00250 | 1 | 05/28/2024 00:49 | WG2293875 |
| 1,2,4-Trimethylbenzene | ND | | 0.00100 | 1 | 05/28/2024 00:49 | WG2293875 |
| 1,3,5-Trimethylbenzene | ND | | 0.00100 | 1 | 05/28/2024 00:49 | WG2293875 |
| Vinyl acetate | ND | | 0.0100 | 1 | 05/28/2024 00:49 | WG2293875 |
| Vinyl chloride | ND | | 0.00100 | 1 | 05/28/2024 00:49 | WG2293875 |
| Xylenes, Total | ND | | 0.00300 | 1 | 05/28/2024 00:49 | WG2293875 |
| Di-isopropyl ether | ND | | 0.00100 | 1 | 05/28/2024 00:49 | WG2293875 |
| Ethanol | ND | R5 | 0.100 | 1 | 05/28/2024 00:49 | WG2293875 |
| Ethyl tert-butyl ether | ND | | 0.00100 | 1 | 05/28/2024 00:49 | WG2293875 |
| Methyl tert-butyl ether | ND | | 0.00100 | 1 | 05/28/2024 00:49 | WG2293875 |
| tert-Butyl alcohol | ND | | 0.00500 | 1 | 05/28/2024 00:49 | WG2293875 |
| tert-Amyl Methyl Ether | ND | | 0.00100 | 1 | 05/28/2024 00:49 | WG2293875 |
| *(S) Toluene-d8* | *107* | | *80.0-120* | | *05/28/2024 00:49* | WG2293875 |
| *(S) 4-Bromofluorobenzene* | *111* | | *77.0-126* | | *05/28/2024 00:49* | WG2293875 |
| *(S) 1,2-Dichloroethane-d4* | *118* | | *70.0-130* | | *05/28/2024 00:49* | WG2293875 |

## Gravimetric Analysis by Method 2540 C-2011

| Analyte | Result | Qualifier | RDL | Dilution | Analysis | Batch |
|---|---|---|---|---|---|---|
| | mg/l | | mg/l | | date / time | |
| Dissolved Solids | 494 | | 10.0 | 1 | 05/26/2024 09:01 | WG2293098 |

## Wet Chemistry by Method 9056A

| Analyte | Result | Qualifier | RDL | Dilution | Analysis | Batch |
|---|---|---|---|---|---|---|
| | mg/l | | mg/l | | date / time | |
| Nitrate | 1.05 | | 0.100 | 1 | 05/23/2024 12:11 | WG2291527 |
| Nitrite | ND | | 0.100 | 1 | 05/23/2024 12:11 | WG2291527 |
| Sulfate | 41.3 | | 5.00 | 1 | 05/23/2024 12:11 | WG2291527 |

## Metals (ICP) by Method 6010D

| Analyte | Result | Qualifier | RDL | Dilution | Analysis | Batch |
|---|---|---|---|---|---|---|
| | mg/l | | mg/l | | date / time | |
| Iron | ND | | 0.100 | 1 | 05/31/2024 17:55 | WG2294946 |

## Volatile Organic Compounds (GC) by Method RSK175

| Analyte | Result | Qualifier | RDL | Dilution | Analysis | Batch |
|---|---|---|---|---|---|---|
| | mg/l | | mg/l | | date / time | |
| Methane | ND | | 0.0100 | 1 | 05/30/2024 12:38 | WG2294321 |
| Ethane | ND | | 0.0130 | 1 | 05/30/2024 12:38 | WG2294321 |
| Ethene | ND | | 0.0130 | 1 | 05/30/2024 12:38 | WG2294321 |

## Volatile Organic Compounds (GC/MS) by Method 8260B

| Analyte | Result | Qualifier | RDL | Dilution | Analysis | Batch |
|---|---|---|---|---|---|---|
| | mg/l | | mg/l | | date / time | |
| Acetone | ND | | 0.0500 | 1 | 05/28/2024 01:10 | WG2293875 |
| Acrylonitrile | ND | | 0.0100 | 1 | 05/28/2024 01:10 | WG2293875 |
| Benzene | ND | | 0.00100 | 1 | 05/28/2024 01:10 | WG2293875 |
| Bromobenzene | ND | | 0.00100 | 1 | 05/28/2024 01:10 | WG2293875 |
| Bromochloromethane | ND | | 0.00100 | 1 | 05/28/2024 01:10 | WG2293875 |
| Bromodichloromethane | ND | | 0.00100 | 1 | 05/28/2024 01:10 | WG2293875 |
| Bromoform | ND | | 0.00100 | 1 | 05/28/2024 01:10 | WG2293875 |
| Bromomethane | ND | | 0.00500 | 1 | 05/28/2024 01:10 | WG2293875 |
| n-Butylbenzene | ND | | 0.00100 | 1 | 05/28/2024 01:10 | WG2293875 |
| sec-Butylbenzene | ND | | 0.00100 | 1 | 05/28/2024 01:10 | WG2293875 |
| tert-Butylbenzene | ND | | 0.00100 | 1 | 05/28/2024 01:10 | WG2293875 |
| Carbon tetrachloride | ND | | 0.00100 | 1 | 05/28/2024 01:10 | WG2293875 |
| Carbon disulfide | ND | | 0.00100 | 1 | 05/28/2024 01:10 | WG2293875 |
| Chlorobenzene | ND | | 0.00100 | 1 | 05/28/2024 01:10 | WG2293875 |
| Chlorodibromomethane | ND | | 0.00100 | 1 | 05/28/2024 01:10 | WG2293875 |
| Chloroethane | ND | | 0.00500 | 1 | 05/28/2024 01:10 | WG2293875 |
| Chloroform | ND | | 0.00500 | 1 | 05/28/2024 01:10 | WG2293875 |
| Chloromethane | ND | | 0.00250 | 1 | 05/28/2024 01:10 | WG2293875 |
| 1,2-Dibromo-3-Chloropropane | ND | | 0.00500 | 1 | 05/28/2024 01:10 | WG2293875 |
| 1,2-Dibromoethane | ND | | 0.00100 | 1 | 05/28/2024 01:10 | WG2293875 |
| Dibromomethane | ND | | 0.00100 | 1 | 05/28/2024 01:10 | WG2293875 |
| 1,2-Dichlorobenzene | ND | | 0.00100 | 1 | 05/28/2024 01:10 | WG2293875 |
| 1,3-Dichlorobenzene | ND | | 0.00100 | 1 | 05/28/2024 01:10 | WG2293875 |
| 1,4-Dichlorobenzene | ND | | 0.00100 | 1 | 05/28/2024 01:10 | WG2293875 |
| trans-1,4-Dichloro-2-butene | ND | R7 | 0.00250 | 1 | 05/28/2024 01:10 | WG2293875 |
| Dichlorodifluoromethane | ND | | 0.00500 | 1 | 05/28/2024 01:10 | WG2293875 |
| 1,1-Dichloroethane | ND | | 0.00100 | 1 | 05/28/2024 01:10 | WG2293875 |
| 1,2-Dichloroethane | ND | | 0.00100 | 1 | 05/28/2024 01:10 | WG2293875 |
| 1,1-Dichloroethene | ND | | 0.00100 | 1 | 05/28/2024 01:10 | WG2293875 |
| cis-1,2-Dichloroethene | ND | | 0.00100 | 1 | 05/28/2024 01:10 | WG2293875 |

## Volatile Organic Compounds (GC/MS) by Method 8260B

| Analyte | Result mg/l | Qualifier | RDL mg/l | Dilution | Analysis date / time | Batch |
|---|---|---|---|---|---|---|
| trans-1,2-Dichloroethene | ND | | 0.00100 | 1 | 05/28/2024 01:10 | WG2293875 |
| 1,2-Dichloropropane | ND | | 0.00100 | 1 | 05/28/2024 01:10 | WG2293875 |
| cis-1,3-Dichloropropene | ND | | 0.00100 | 1 | 05/28/2024 01:10 | WG2293875 |
| trans-1,3-Dichloropropene | ND | | 0.00100 | 1 | 05/28/2024 01:10 | WG2293875 |
| Ethylbenzene | ND | | 0.00100 | 1 | 05/28/2024 01:10 | WG2293875 |
| Hexachloro-1,3-butadiene | ND | | 0.00100 | 1 | 05/28/2024 01:10 | WG2293875 |
| 2-Hexanone | ND | | 0.0100 | 1 | 05/28/2024 01:10 | WG2293875 |
| 2-Butanone (MEK) | ND | | 0.0100 | 1 | 05/28/2024 01:10 | WG2293875 |
| Iodomethane | ND | R5 | 0.0100 | 1 | 05/28/2024 01:10 | WG2293875 |
| Methylene Chloride | ND | | 0.00500 | 1 | 05/28/2024 01:10 | WG2293875 |
| 4-Methyl-2-pentanone (MIBK) | ND | | 0.0100 | 1 | 05/28/2024 01:10 | WG2293875 |
| Naphthalene | ND | | 0.00500 | 1 | 05/28/2024 01:10 | WG2293875 |
| n-Propylbenzene | ND | | 0.00100 | 1 | 05/28/2024 01:10 | WG2293875 |
| Styrene | ND | | 0.00100 | 1 | 05/28/2024 01:10 | WG2293875 |
| 1,1,1,2-Tetrachloroethane | ND | | 0.00100 | 1 | 05/28/2024 01:10 | WG2293875 |
| 1,1,2,2-Tetrachloroethane | ND | | 0.00100 | 1 | 05/28/2024 01:10 | WG2293875 |
| 1,1,2-Trichlorotrifluoroethane | ND | | 0.00100 | 1 | 05/28/2024 01:10 | WG2293875 |
| Tetrachloroethene | ND | | 0.00100 | 1 | 05/28/2024 01:10 | WG2293875 |
| Toluene | ND | | 0.00100 | 1 | 05/28/2024 01:10 | WG2293875 |
| 1,2,4-Trichlorobenzene | ND | | 0.00100 | 1 | 05/28/2024 01:10 | WG2293875 |
| 1,1,1-Trichloroethane | ND | | 0.00100 | 1 | 05/28/2024 01:10 | WG2293875 |
| 1,1,2-Trichloroethane | ND | | 0.00100 | 1 | 05/28/2024 01:10 | WG2293875 |
| Trichloroethene | ND | | 0.00100 | 1 | 05/28/2024 01:10 | WG2293875 |
| Trichlorofluoromethane | ND | | 0.00500 | 1 | 05/28/2024 01:10 | WG2293875 |
| 1,2,3-Trichloropropane | ND | | 0.00250 | 1 | 05/28/2024 01:10 | WG2293875 |
| 1,2,4-Trimethylbenzene | ND | | 0.00100 | 1 | 05/28/2024 01:10 | WG2293875 |
| 1,3,5-Trimethylbenzene | ND | | 0.00100 | 1 | 05/28/2024 01:10 | WG2293875 |
| Vinyl acetate | ND | | 0.0100 | 1 | 05/28/2024 01:10 | WG2293875 |
| Vinyl chloride | ND | | 0.00100 | 1 | 05/28/2024 01:10 | WG2293875 |
| Xylenes, Total | ND | | 0.00300 | 1 | 05/28/2024 01:10 | WG2293875 |
| Di-isopropyl ether | ND | | 0.00100 | 1 | 05/28/2024 01:10 | WG2293875 |
| Ethanol | ND | R5 | 0.100 | 1 | 05/28/2024 01:10 | WG2293875 |
| Ethyl tert-butyl ether | ND | | 0.00100 | 1 | 05/28/2024 01:10 | WG2293875 |
| Methyl tert-butyl ether | ND | | 0.00100 | 1 | 05/28/2024 01:10 | WG2293875 |
| tert-Butyl alcohol | ND | | 0.00500 | 1 | 05/28/2024 01:10 | WG2293875 |
| tert-Amyl Methyl Ether | ND | | 0.00100 | 1 | 05/28/2024 01:10 | WG2293875 |
| *(S) Toluene-d8* | *106* | | *80.0-120* | | *05/28/2024 01:10* | WG2293875 |
| *(S) 4-Bromofluorobenzene* | *110* | | *77.0-126* | | *05/28/2024 01:10* | WG2293875 |
| *(S) 1,2-Dichloroethane-d4* | *120* | | *70.0-130* | | *05/28/2024 01:10* | WG2293875 |

1 Cp
2 Tc
3 Ss
4 Cn
5 Sr
6 Qc
7 Is
8 Gl
9 Al
10 Sc

## Gravimetric Analysis by Method 2540 C-2011

| Analyte | Result | Qualifier | RDL | Dilution | Analysis | Batch |
|---|---|---|---|---|---|---|
| | mg/l | | mg/l | | date / time | |
| Dissolved Solids | 688 | | 13.3 | 1 | 05/26/2024 09:01 | WG2293098 |

## Wet Chemistry by Method 9056A

| Analyte | Result | Qualifier | RDL | Dilution | Analysis | Batch |
|---|---|---|---|---|---|---|
| | mg/l | | mg/l | | date / time | |
| Nitrate | 7.11 | | 0.100 | 1 | 05/23/2024 12:27 | WG2291527 |
| Nitrite | ND | | 0.100 | 1 | 05/23/2024 12:27 | WG2291527 |
| Sulfate | 61.9 | | 5.00 | 1 | 05/23/2024 12:27 | WG2291527 |

## Metals (ICP) by Method 6010D

| Analyte | Result | Qualifier | RDL | Dilution | Analysis | Batch |
|---|---|---|---|---|---|---|
| | mg/l | | mg/l | | date / time | |
| Iron | ND | | 0.100 | 1 | 05/31/2024 17:58 | WG2294946 |

## Volatile Organic Compounds (GC) by Method RSK175

| Analyte | Result | Qualifier | RDL | Dilution | Analysis | Batch |
|---|---|---|---|---|---|---|
| | mg/l | | mg/l | | date / time | |
| Methane | ND | | 0.0100 | 1 | 05/30/2024 12:41 | WG2294321 |
| Ethane | ND | | 0.0130 | 1 | 05/30/2024 12:41 | WG2294321 |
| Ethene | ND | | 0.0130 | 1 | 05/30/2024 12:41 | WG2294321 |

## Volatile Organic Compounds (GC/MS) by Method 8260B

| Analyte | Result | Qualifier | RDL | Dilution | Analysis | Batch |
|---|---|---|---|---|---|---|
| | mg/l | | mg/l | | date / time | |
| Acetone | ND | | 0.0500 | 1 | 05/28/2024 01:31 | WG2293875 |
| Acrylonitrile | ND | | 0.0100 | 1 | 05/28/2024 01:31 | WG2293875 |
| Benzene | ND | | 0.00100 | 1 | 05/28/2024 01:31 | WG2293875 |
| Bromobenzene | ND | | 0.00100 | 1 | 05/28/2024 01:31 | WG2293875 |
| Bromochloromethane | ND | | 0.00100 | 1 | 05/28/2024 01:31 | WG2293875 |
| Bromodichloromethane | ND | | 0.00100 | 1 | 05/28/2024 01:31 | WG2293875 |
| Bromoform | ND | | 0.00100 | 1 | 05/28/2024 01:31 | WG2293875 |
| Bromomethane | ND | | 0.00500 | 1 | 05/28/2024 01:31 | WG2293875 |
| n-Butylbenzene | ND | | 0.00100 | 1 | 05/28/2024 01:31 | WG2293875 |
| sec-Butylbenzene | ND | | 0.00100 | 1 | 05/28/2024 01:31 | WG2293875 |
| tert-Butylbenzene | ND | | 0.00100 | 1 | 05/28/2024 01:31 | WG2293875 |
| Carbon tetrachloride | ND | | 0.00100 | 1 | 05/28/2024 01:31 | WG2293875 |
| Carbon disulfide | ND | | 0.00100 | 1 | 05/28/2024 01:31 | WG2293875 |
| Chlorobenzene | ND | | 0.00100 | 1 | 05/28/2024 01:31 | WG2293875 |
| Chlorodibromomethane | ND | | 0.00100 | 1 | 05/28/2024 01:31 | WG2293875 |
| Chloroethane | ND | | 0.00500 | 1 | 05/28/2024 01:31 | WG2293875 |
| Chloroform | ND | | 0.00500 | 1 | 05/28/2024 01:31 | WG2293875 |
| Chloromethane | ND | | 0.00250 | 1 | 05/28/2024 01:31 | WG2293875 |
| 1,2-Dibromo-3-Chloropropane | ND | | 0.00500 | 1 | 05/28/2024 01:31 | WG2293875 |
| 1,2-Dibromoethane | ND | | 0.00100 | 1 | 05/28/2024 01:31 | WG2293875 |
| Dibromomethane | ND | | 0.00100 | 1 | 05/28/2024 01:31 | WG2293875 |
| 1,2-Dichlorobenzene | ND | | 0.00100 | 1 | 05/28/2024 01:31 | WG2293875 |
| 1,3-Dichlorobenzene | ND | | 0.00100 | 1 | 05/28/2024 01:31 | WG2293875 |
| 1,4-Dichlorobenzene | ND | | 0.00100 | 1 | 05/28/2024 01:31 | WG2293875 |
| trans-1,4-Dichloro-2-butene | ND | R7 | 0.00250 | 1 | 05/28/2024 01:31 | WG2293875 |
| Dichlorodifluoromethane | ND | | 0.00500 | 1 | 05/28/2024 01:31 | WG2293875 |
| 1,1-Dichloroethane | ND | | 0.00100 | 1 | 05/28/2024 01:31 | WG2293875 |
| 1,2-Dichloroethane | ND | | 0.00100 | 1 | 05/28/2024 01:31 | WG2293875 |
| 1,1-Dichloroethene | ND | | 0.00100 | 1 | 05/28/2024 01:31 | WG2293875 |
| cis-1,2-Dichloroethene | 0.00102 | | 0.00100 | 1 | 05/28/2024 01:31 | WG2293875 |

## Volatile Organic Compounds (GC/MS) by Method 8260B

| Analyte | Result mg/l | Qualifier | RDL mg/l | Dilution | Analysis date / time | Batch |
|---|---|---|---|---|---|---|
| trans-1,2-Dichloroethene | ND | | 0.00100 | 1 | 05/28/2024 01:31 | WG2293875 |
| 1,2-Dichloropropane | ND | | 0.00100 | 1 | 05/28/2024 01:31 | WG2293875 |
| cis-1,3-Dichloropropene | ND | | 0.00100 | 1 | 05/28/2024 01:31 | WG2293875 |
| trans-1,3-Dichloropropene | ND | | 0.00100 | 1 | 05/28/2024 01:31 | WG2293875 |
| Ethylbenzene | ND | | 0.00100 | 1 | 05/28/2024 01:31 | WG2293875 |
| Hexachloro-1,3-butadiene | ND | | 0.00100 | 1 | 05/28/2024 01:31 | WG2293875 |
| 2-Hexanone | ND | | 0.0100 | 1 | 05/28/2024 01:31 | WG2293875 |
| 2-Butanone (MEK) | ND | | 0.0100 | 1 | 05/28/2024 01:31 | WG2293875 |
| Iodomethane | ND | R5 | 0.0100 | 1 | 05/28/2024 01:31 | WG2293875 |
| Methylene Chloride | ND | | 0.00500 | 1 | 05/28/2024 01:31 | WG2293875 |
| 4-Methyl-2-pentanone (MIBK) | ND | | 0.0100 | 1 | 05/28/2024 01:31 | WG2293875 |
| Naphthalene | ND | | 0.00500 | 1 | 05/28/2024 01:31 | WG2293875 |
| n-Propylbenzene | ND | | 0.00100 | 1 | 05/28/2024 01:31 | WG2293875 |
| Styrene | ND | | 0.00100 | 1 | 05/28/2024 01:31 | WG2293875 |
| 1,1,1,2-Tetrachloroethane | ND | | 0.00100 | 1 | 05/28/2024 01:31 | WG2293875 |
| 1,1,2,2-Tetrachloroethane | ND | | 0.00100 | 1 | 05/28/2024 01:31 | WG2293875 |
| 1,1,2-Trichlorotrifluoroethane | ND | | 0.00100 | 1 | 05/28/2024 01:31 | WG2293875 |
| Tetrachloroethene | 0.00218 | | 0.00100 | 1 | 05/28/2024 01:31 | WG2293875 |
| Toluene | ND | | 0.00100 | 1 | 05/28/2024 01:31 | WG2293875 |
| 1,2,4-Trichlorobenzene | ND | | 0.00100 | 1 | 05/28/2024 01:31 | WG2293875 |
| 1,1,1-Trichloroethane | ND | | 0.00100 | 1 | 05/28/2024 01:31 | WG2293875 |
| 1,1,2-Trichloroethane | ND | | 0.00100 | 1 | 05/28/2024 01:31 | WG2293875 |
| Trichloroethene | ND | | 0.00100 | 1 | 05/28/2024 01:31 | WG2293875 |
| Trichlorofluoromethane | ND | | 0.00500 | 1 | 05/28/2024 01:31 | WG2293875 |
| 1,2,3-Trichloropropane | ND | | 0.00250 | 1 | 05/28/2024 01:31 | WG2293875 |
| 1,2,4-Trimethylbenzene | ND | | 0.00100 | 1 | 05/28/2024 01:31 | WG2293875 |
| 1,3,5-Trimethylbenzene | ND | | 0.00100 | 1 | 05/28/2024 01:31 | WG2293875 |
| Vinyl acetate | ND | | 0.0100 | 1 | 05/28/2024 01:31 | WG2293875 |
| Vinyl chloride | ND | | 0.00100 | 1 | 05/28/2024 01:31 | WG2293875 |
| Xylenes, Total | ND | | 0.00300 | 1 | 05/28/2024 01:31 | WG2293875 |
| Di-isopropyl ether | ND | | 0.00100 | 1 | 05/28/2024 01:31 | WG2293875 |
| Ethanol | ND | R5 | 0.100 | 1 | 05/28/2024 01:31 | WG2293875 |
| Ethyl tert-butyl ether | ND | | 0.00100 | 1 | 05/28/2024 01:31 | WG2293875 |
| Methyl tert-butyl ether | ND | | 0.00100 | 1 | 05/28/2024 01:31 | WG2293875 |
| tert-Butyl alcohol | ND | | 0.00500 | 1 | 05/28/2024 01:31 | WG2293875 |
| tert-Amyl Methyl Ether | ND | | 0.00100 | 1 | 05/28/2024 01:31 | WG2293875 |
| *(S) Toluene-d8* | *107* | | *80.0-120* | | *05/28/2024 01:31* | WG2293875 |
| *(S) 4-Bromofluorobenzene* | *108* | | *77.0-126* | | *05/28/2024 01:31* | WG2293875 |
| *(S) 1,2-Dichloroethane-d4* | *123* | | *70.0-130* | | *05/28/2024 01:31* | WG2293875 |

## Gravimetric Analysis by Method 2540 C-2011

| Analyte | Result mg/l | Qualifier | RDL mg/l | Dilution | Analysis date / time | Batch |
|---|---|---|---|---|---|---|
| Dissolved Solids | 672 | | 13.3 | 1 | 05/26/2024 09:01 | WG2293098 |

## Wet Chemistry by Method 353.2

| Analyte | Result mg/l | Qualifier | RDL mg/l | Dilution | Analysis date / time | Batch |
|---|---|---|---|---|---|---|
| Nitrate-Nitrite | 0.368 | | 0.100 | 1 | 06/13/2024 16:43 | WG2304369 |

## Wet Chemistry by Method 9056A

| Analyte | Result mg/l | Qualifier | RDL mg/l | Dilution | Analysis date / time | Batch |
|---|---|---|---|---|---|---|
| Nitrate | 0.415 | H1 | 0.100 | 1 | 05/27/2024 09:34 | WG2291532 |
| Nitrite | ND | H1 | 0.100 | 1 | 05/27/2024 09:34 | WG2291532 |
| Sulfate | 70.6 | | 5.00 | 1 | 05/27/2024 09:34 | WG2291532 |

## Metals (ICP) by Method 6010D

| Analyte | Result mg/l | Qualifier | RDL mg/l | Dilution | Analysis date / time | Batch |
|---|---|---|---|---|---|---|
| Iron | 2.46 | | 0.100 | 1 | 05/31/2024 18:02 | WG2294946 |

## Volatile Organic Compounds (GC) by Method RSK175

| Analyte | Result mg/l | Qualifier | RDL mg/l | Dilution | Analysis date / time | Batch |
|---|---|---|---|---|---|---|
| Methane | ND | | 0.0100 | 1 | 05/30/2024 14:16 | WG2294723 |
| Ethane | ND | | 0.0130 | 1 | 05/30/2024 14:16 | WG2294723 |
| Ethene | ND | | 0.0130 | 1 | 05/30/2024 14:16 | WG2294723 |

## Volatile Organic Compounds (GC/MS) by Method 8260B

| Analyte | Result mg/l | Qualifier | RDL mg/l | Dilution | Analysis date / time | Batch |
|---|---|---|---|---|---|---|
| Acetone | ND | | 0.0500 | 1 | 05/28/2024 01:52 | WG2293875 |
| Acrylonitrile | ND | | 0.0100 | 1 | 05/28/2024 01:52 | WG2293875 |
| Benzene | ND | | 0.00100 | 1 | 05/28/2024 01:52 | WG2293875 |
| Bromobenzene | ND | | 0.00100 | 1 | 05/28/2024 01:52 | WG2293875 |
| Bromochloromethane | ND | | 0.00100 | 1 | 05/28/2024 01:52 | WG2293875 |
| Bromodichloromethane | ND | | 0.00100 | 1 | 05/28/2024 01:52 | WG2293875 |
| Bromoform | ND | | 0.00100 | 1 | 05/28/2024 01:52 | WG2293875 |
| Bromomethane | ND | | 0.00500 | 1 | 05/28/2024 01:52 | WG2293875 |
| n-Butylbenzene | ND | | 0.00100 | 1 | 05/28/2024 01:52 | WG2293875 |
| sec-Butylbenzene | ND | | 0.00100 | 1 | 05/28/2024 01:52 | WG2293875 |
| tert-Butylbenzene | ND | | 0.00100 | 1 | 05/28/2024 01:52 | WG2293875 |
| Carbon tetrachloride | ND | | 0.00100 | 1 | 05/28/2024 01:52 | WG2293875 |
| Carbon disulfide | ND | | 0.00100 | 1 | 05/28/2024 01:52 | WG2293875 |
| Chlorobenzene | ND | | 0.00100 | 1 | 05/28/2024 01:52 | WG2293875 |
| Chlorodibromomethane | ND | | 0.00100 | 1 | 05/28/2024 01:52 | WG2293875 |
| Chloroethane | ND | | 0.00500 | 1 | 05/28/2024 01:52 | WG2293875 |
| Chloroform | ND | | 0.00500 | 1 | 05/28/2024 01:52 | WG2293875 |
| Chloromethane | ND | | 0.00250 | 1 | 05/28/2024 01:52 | WG2293875 |
| 1,2-Dibromo-3-Chloropropane | ND | | 0.00500 | 1 | 05/28/2024 01:52 | WG2293875 |
| 1,2-Dibromoethane | ND | | 0.00100 | 1 | 05/28/2024 01:52 | WG2293875 |
| Dibromomethane | ND | | 0.00100 | 1 | 05/28/2024 01:52 | WG2293875 |
| 1,2-Dichlorobenzene | ND | | 0.00100 | 1 | 05/28/2024 01:52 | WG2293875 |
| 1,3-Dichlorobenzene | ND | | 0.00100 | 1 | 05/28/2024 01:52 | WG2293875 |
| 1,4-Dichlorobenzene | ND | | 0.00100 | 1 | 05/28/2024 01:52 | WG2293875 |

## Volatile Organic Compounds (GC/MS) by Method 8260B

| Analyte | Result mg/l | Qualifier | RDL mg/l | Dilution | Analysis date / time | Batch |
|---|---|---|---|---|---|---|
| trans-1,4-Dichloro-2-butene | ND | R7 | 0.00250 | 1 | 05/28/2024 01:52 | WG2293875 |
| Dichlorodifluoromethane | ND | | 0.00500 | 1 | 05/28/2024 01:52 | WG2293875 |
| 1,1-Dichloroethane | ND | | 0.00100 | 1 | 05/28/2024 01:52 | WG2293875 |
| 1,2-Dichloroethane | ND | | 0.00100 | 1 | 05/28/2024 01:52 | WG2293875 |
| 1,1-Dichloroethene | ND | | 0.00100 | 1 | 05/28/2024 01:52 | WG2293875 |
| cis-1,2-Dichloroethene | 0.00640 | | 0.00100 | 1 | 05/28/2024 01:52 | WG2293875 |
| trans-1,2-Dichloroethene | ND | | 0.00100 | 1 | 05/28/2024 01:52 | WG2293875 |
| 1,2-Dichloropropane | ND | | 0.00100 | 1 | 05/28/2024 01:52 | WG2293875 |
| cis-1,3-Dichloropropene | ND | | 0.00100 | 1 | 05/28/2024 01:52 | WG2293875 |
| trans-1,3-Dichloropropene | ND | | 0.00100 | 1 | 05/28/2024 01:52 | WG2293875 |
| Ethylbenzene | ND | | 0.00100 | 1 | 05/28/2024 01:52 | WG2293875 |
| Hexachloro-1,3-butadiene | ND | | 0.00100 | 1 | 05/28/2024 01:52 | WG2293875 |
| 2-Hexanone | ND | | 0.0100 | 1 | 05/28/2024 01:52 | WG2293875 |
| 2-Butanone (MEK) | ND | | 0.0100 | 1 | 05/28/2024 01:52 | WG2293875 |
| Iodomethane | ND | R5 | 0.0100 | 1 | 05/28/2024 01:52 | WG2293875 |
| Methylene Chloride | ND | | 0.00500 | 1 | 05/28/2024 01:52 | WG2293875 |
| 4-Methyl-2-pentanone (MIBK) | ND | | 0.0100 | 1 | 05/28/2024 01:52 | WG2293875 |
| Naphthalene | ND | | 0.00500 | 1 | 05/28/2024 01:52 | WG2293875 |
| n-Propylbenzene | ND | | 0.00100 | 1 | 05/28/2024 01:52 | WG2293875 |
| Styrene | ND | | 0.00100 | 1 | 05/28/2024 01:52 | WG2293875 |
| 1,1,1,2-Tetrachloroethane | ND | | 0.00100 | 1 | 05/28/2024 01:52 | WG2293875 |
| 1,1,2,2-Tetrachloroethane | ND | | 0.00100 | 1 | 05/28/2024 01:52 | WG2293875 |
| 1,1,2-Trichlorotrifluoroethane | ND | | 0.00100 | 1 | 05/28/2024 01:52 | WG2293875 |
| Tetrachloroethene | 0.00168 | | 0.00100 | 1 | 05/28/2024 01:52 | WG2293875 |
| Toluene | ND | | 0.00100 | 1 | 05/28/2024 01:52 | WG2293875 |
| 1,2,4-Trichlorobenzene | ND | | 0.00100 | 1 | 05/28/2024 01:52 | WG2293875 |
| 1,1,1-Trichloroethane | ND | | 0.00100 | 1 | 05/28/2024 01:52 | WG2293875 |
| 1,1,2-Trichloroethane | ND | | 0.00100 | 1 | 05/28/2024 01:52 | WG2293875 |
| Trichloroethene | 0.00593 | | 0.00100 | 1 | 05/28/2024 01:52 | WG2293875 |
| Trichlorofluoromethane | ND | | 0.00500 | 1 | 05/28/2024 01:52 | WG2293875 |
| 1,2,3-Trichloropropane | ND | | 0.00250 | 1 | 05/28/2024 01:52 | WG2293875 |
| 1,2,4-Trimethylbenzene | ND | | 0.00100 | 1 | 05/28/2024 01:52 | WG2293875 |
| 1,3,5-Trimethylbenzene | ND | | 0.00100 | 1 | 05/28/2024 01:52 | WG2293875 |
| Vinyl acetate | ND | | 0.0100 | 1 | 05/28/2024 01:52 | WG2293875 |
| Vinyl chloride | 0.00284 | | 0.00100 | 1 | 05/28/2024 01:52 | WG2293875 |
| Xylenes, Total | ND | | 0.00300 | 1 | 05/28/2024 01:52 | WG2293875 |
| Di-isopropyl ether | ND | | 0.00100 | 1 | 05/28/2024 01:52 | WG2293875 |
| Ethanol | ND | R5 | 0.100 | 1 | 05/28/2024 01:52 | WG2293875 |
| Ethyl tert-butyl ether | ND | | 0.00100 | 1 | 05/28/2024 01:52 | WG2293875 |
| Methyl tert-butyl ether | ND | | 0.00100 | 1 | 05/28/2024 01:52 | WG2293875 |
| tert-Butyl alcohol | ND | | 0.00500 | 1 | 05/28/2024 01:52 | WG2293875 |
| tert-Amyl Methyl Ether | ND | | 0.00100 | 1 | 05/28/2024 01:52 | WG2293875 |
| *(S) Toluene-d8* | *107* | | *80.0-120* | | *05/28/2024 01:52* | WG2293875 |
| *(S) 4-Bromofluorobenzene* | *110* | | *77.0-126* | | *05/28/2024 01:52* | WG2293875 |
| *(S) 1,2-Dichloroethane-d4* | *121* | | *70.0-130* | | *05/28/2024 01:52* | WG2293875 |

## Volatile Organic Compounds (GC/MS) by Method 8260B

| Analyte | Result mg/l | Qualifier | RDL mg/l | Dilution | Analysis date / time | Batch |
|---|---|---|---|---|---|---|
| Acetone | ND | | 0.0500 | 1 | 05/27/2024 21:21 | WG2293875 |
| Acrylonitrile | ND | | 0.0100 | 1 | 05/27/2024 21:21 | WG2293875 |
| Benzene | ND | | 0.00100 | 1 | 05/27/2024 21:21 | WG2293875 |
| Bromobenzene | ND | | 0.00100 | 1 | 05/27/2024 21:21 | WG2293875 |
| Bromochloromethane | ND | | 0.00100 | 1 | 05/27/2024 21:21 | WG2293875 |
| Bromodichloromethane | ND | | 0.00100 | 1 | 05/27/2024 21:21 | WG2293875 |
| Bromoform | ND | | 0.00100 | 1 | 05/27/2024 21:21 | WG2293875 |
| Bromomethane | ND | | 0.00500 | 1 | 05/27/2024 21:21 | WG2293875 |
| n-Butylbenzene | ND | | 0.00100 | 1 | 05/27/2024 21:21 | WG2293875 |
| sec-Butylbenzene | ND | | 0.00100 | 1 | 05/27/2024 21:21 | WG2293875 |
| tert-Butylbenzene | ND | | 0.00100 | 1 | 05/27/2024 21:21 | WG2293875 |
| Carbon tetrachloride | ND | | 0.00100 | 1 | 05/27/2024 21:21 | WG2293875 |
| Carbon disulfide | ND | | 0.00100 | 1 | 05/27/2024 21:21 | WG2293875 |
| Chlorobenzene | ND | | 0.00100 | 1 | 05/27/2024 21:21 | WG2293875 |
| Chlorodibromomethane | ND | | 0.00100 | 1 | 05/27/2024 21:21 | WG2293875 |
| Chloroethane | ND | | 0.00500 | 1 | 05/27/2024 21:21 | WG2293875 |
| Chloroform | ND | | 0.00500 | 1 | 05/27/2024 21:21 | WG2293875 |
| Chloromethane | ND | | 0.00250 | 1 | 05/27/2024 21:21 | WG2293875 |
| 1,2-Dibromo-3-Chloropropane | ND | | 0.00500 | 1 | 05/27/2024 21:21 | WG2293875 |
| 1,2-Dibromoethane | ND | | 0.00100 | 1 | 05/27/2024 21:21 | WG2293875 |
| Dibromomethane | ND | | 0.00100 | 1 | 05/27/2024 21:21 | WG2293875 |
| 1,2-Dichlorobenzene | ND | | 0.00100 | 1 | 05/27/2024 21:21 | WG2293875 |
| 1,3-Dichlorobenzene | ND | | 0.00100 | 1 | 05/27/2024 21:21 | WG2293875 |
| 1,4-Dichlorobenzene | ND | | 0.00100 | 1 | 05/27/2024 21:21 | WG2293875 |
| trans-1,4-Dichloro-2-butene | ND | R7 | 0.00250 | 1 | 05/27/2024 21:21 | WG2293875 |
| Dichlorodifluoromethane | ND | | 0.00500 | 1 | 05/27/2024 21:21 | WG2293875 |
| 1,1-Dichloroethane | ND | | 0.00100 | 1 | 05/27/2024 21:21 | WG2293875 |
| 1,2-Dichloroethane | ND | | 0.00100 | 1 | 05/27/2024 21:21 | WG2293875 |
| 1,1-Dichloroethene | ND | | 0.00100 | 1 | 05/27/2024 21:21 | WG2293875 |
| cis-1,2-Dichloroethene | ND | | 0.00100 | 1 | 05/27/2024 21:21 | WG2293875 |
| trans-1,2-Dichloroethene | ND | | 0.00100 | 1 | 05/27/2024 21:21 | WG2293875 |
| 1,2-Dichloropropane | ND | | 0.00100 | 1 | 05/27/2024 21:21 | WG2293875 |
| cis-1,3-Dichloropropene | ND | | 0.00100 | 1 | 05/27/2024 21:21 | WG2293875 |
| trans-1,3-Dichloropropene | ND | | 0.00100 | 1 | 05/27/2024 21:21 | WG2293875 |
| Ethylbenzene | ND | | 0.00100 | 1 | 05/27/2024 21:21 | WG2293875 |
| Hexachloro-1,3-butadiene | ND | | 0.00100 | 1 | 05/27/2024 21:21 | WG2293875 |
| 2-Hexanone | ND | | 0.0100 | 1 | 05/27/2024 21:21 | WG2293875 |
| 2-Butanone (MEK) | ND | | 0.0100 | 1 | 05/27/2024 21:21 | WG2293875 |
| Iodomethane | ND | R5 | 0.0100 | 1 | 05/27/2024 21:21 | WG2293875 |
| Methylene Chloride | ND | | 0.00500 | 1 | 05/27/2024 21:21 | WG2293875 |
| 4-Methyl-2-pentanone (MIBK) | ND | | 0.0100 | 1 | 05/27/2024 21:21 | WG2293875 |
| Naphthalene | ND | | 0.00500 | 1 | 05/27/2024 21:21 | WG2293875 |
| n-Propylbenzene | ND | | 0.00100 | 1 | 05/27/2024 21:21 | WG2293875 |
| Styrene | ND | | 0.00100 | 1 | 05/27/2024 21:21 | WG2293875 |
| 1,1,1,2-Tetrachloroethane | ND | | 0.00100 | 1 | 05/27/2024 21:21 | WG2293875 |
| 1,1,2,2-Tetrachloroethane | ND | | 0.00100 | 1 | 05/27/2024 21:21 | WG2293875 |
| 1,1,2-Trichlorotrifluoroethane | ND | | 0.00100 | 1 | 05/27/2024 21:21 | WG2293875 |
| Tetrachloroethene | ND | | 0.00100 | 1 | 05/27/2024 21:21 | WG2293875 |
| Toluene | ND | | 0.00100 | 1 | 05/27/2024 21:21 | WG2293875 |
| 1,2,4-Trichlorobenzene | ND | | 0.00100 | 1 | 05/27/2024 21:21 | WG2293875 |
| 1,1,1-Trichloroethane | ND | | 0.00100 | 1 | 05/27/2024 21:21 | WG2293875 |
| 1,1,2-Trichloroethane | ND | | 0.00100 | 1 | 05/27/2024 21:21 | WG2293875 |
| Trichloroethene | ND | | 0.00100 | 1 | 05/27/2024 21:21 | WG2293875 |
| Trichlorofluoromethane | ND | | 0.00500 | 1 | 05/27/2024 21:21 | WG2293875 |
| 1,2,3-Trichloropropane | ND | | 0.00250 | 1 | 05/27/2024 21:21 | WG2293875 |
| 1,2,4-Trimethylbenzene | ND | | 0.00100 | 1 | 05/27/2024 21:21 | WG2293875 |

## Volatile Organic Compounds (GC/MS) by Method 8260B

| Analyte | Result mg/l | Qualifier | RDL mg/l | Dilution | Analysis date / time | Batch |
|---|---|---|---|---|---|---|
| 1,3,5-Trimethylbenzene | ND | | 0.00100 | 1 | 05/27/2024 21:21 | WG2293875 |
| Vinyl acetate | ND | | 0.0100 | 1 | 05/27/2024 21:21 | WG2293875 |
| Vinyl chloride | ND | | 0.00100 | 1 | 05/27/2024 21:21 | WG2293875 |
| Xylenes, Total | ND | | 0.00300 | 1 | 05/27/2024 21:21 | WG2293875 |
| Di-isopropyl ether | ND | | 0.00100 | 1 | 05/27/2024 21:21 | WG2293875 |
| Ethanol | ND | R5 | 0.100 | 1 | 05/27/2024 21:21 | WG2293875 |
| Ethyl tert-butyl ether | ND | | 0.00100 | 1 | 05/27/2024 21:21 | WG2293875 |
| Methyl tert-butyl ether | ND | | 0.00100 | 1 | 05/27/2024 21:21 | WG2293875 |
| tert-Butyl alcohol | ND | | 0.00500 | 1 | 05/27/2024 21:21 | WG2293875 |
| tert-Amyl Methyl Ether | ND | | 0.00100 | 1 | 05/27/2024 21:21 | WG2293875 |
| *(S) Toluene-d8* | *107* | | *80.0-120* | | *05/27/2024 21:21* | WG2293875 |
| *(S) 4-Bromofluorobenzene* | *108* | | *77.0-126* | | *05/27/2024 21:21* | WG2293875 |
| *(S) 1,2-Dichloroethane-d4* | *117* | | *70.0-130* | | *05/27/2024 21:21* | WG2293875 |

## Method Blank (MB)

(MB) R4074624-1 05/26/24 09:01

| Analyte | MB Result mg/l | MB Qualifier | MB MDL mg/l | MB RDL mg/l |
|---|---|---|---|---|
| Dissolved Solids | U | | 10.0 | 10.0 |

## L1739078-03 Original Sample (OS) • Duplicate (DUP)

(OS) L1739078-03 05/26/24 09:01 • (DUP) R4074624-3 05/26/24 09:01

| Analyte | Original Result mg/l | DUP Result mg/l | Dilution | DUP RPD % | DUP Qualifier | DUP RPD Limits % |
|---|---|---|---|---|---|---|
| Dissolved Solids | 351 | 363 | 1 | 3.36 | | 10 |

## L1739078-04 Original Sample (OS) • Duplicate (DUP)

(OS) L1739078-04 05/26/24 09:01 • (DUP) R4074624-4 05/26/24 09:01

| Analyte | Original Result mg/l | DUP Result mg/l | Dilution | DUP RPD % | DUP Qualifier | DUP RPD Limits % |
|---|---|---|---|---|---|---|
| Dissolved Solids | 494 | 511 | 1 | 3.38 | | 10 |

## Laboratory Control Sample (LCS)

(LCS) R4074624-2 05/26/24 09:01

| Analyte | Spike Amount mg/l | LCS Result mg/l | LCS Rec. % | Rec. Limits % | LCS Qualifier |
|---|---|---|---|---|---|
| Dissolved Solids | 8800 | 8220 | 93.4 | 85.0-115 | |

## Method Blank (MB)

(MB) R4076310-1 05/30/24 09:58

| Analyte | MB Result mg/l | MB Qualifier | MB MDL mg/l | MB RDL mg/l |
|---|---|---|---|---|
| Dissolved Solids | U | | 10.0 | 10.0 |

## L1738789-02 Original Sample (OS) • Duplicate (DUP)

(OS) L1738789-02 05/30/24 09:58 • (DUP) R4076310-3 05/30/24 09:58

| Analyte | Original Result mg/l | DUP Result mg/l | Dilution | DUP RPD % | DUP Qualifier | DUP RPD Limits % |
|---|---|---|---|---|---|---|
| Dissolved Solids | 411 | 437 | 1 | 6.13 | | 10 |

## L1739078-01 Original Sample (OS) • Duplicate (DUP)

(OS) L1739078-01 05/30/24 09:58 • (DUP) R4076310-4 05/30/24 09:58

| Analyte | Original Result mg/l | DUP Result mg/l | Dilution | DUP RPD % | DUP Qualifier | DUP RPD Limits % |
|---|---|---|---|---|---|---|
| Dissolved Solids | 563 | 592 | 1 | 5.02 | | 10 |

## Laboratory Control Sample (LCS)

(LCS) R4076310-2 05/30/24 09:58

| Analyte | Spike Amount mg/l | LCS Result mg/l | LCS Rec. % | Rec. Limits % | LCS Qualifier |
|---|---|---|---|---|---|
| Dissolved Solids | 8800 | 8440 | 95.9 | 85.0-115 | |

## Method Blank (MB)

(MB) R4081488-1 06/13/24 16:41

| Analyte | MB Result mg/l | MB Qualifier | MB MDL mg/l | MB RDL mg/l |
|---|---|---|---|---|
| Nitrate-Nitrite | U | | 0.0500 | 0.100 |

## L1742518-03 Original Sample (OS) • Duplicate (DUP)

(OS) L1742518-03 06/13/24 16:47 • (DUP) R4081488-4 06/13/24 16:48

| Analyte | Original Result mg/l | DUP Result mg/l | Dilution | DUP RPD % | DUP Qualifier | DUP RPD Limits % |
|---|---|---|---|---|---|---|
| Nitrate-Nitrite | ND | ND | 1 | 0.000 | | 20 |

## L1744885-22 Original Sample (OS) • Duplicate (DUP)

(OS) L1744885-22 06/13/24 17:20 • (DUP) R4081488-7 06/13/24 17:22

| Analyte | Original Result mg/l | DUP Result mg/l | Dilution | DUP RPD % | DUP Qualifier | DUP RPD Limits % |
|---|---|---|---|---|---|---|
| Nitrate-Nitrite | ND | ND | 1 | 0.000 | | 20 |

## Laboratory Control Sample (LCS)

(LCS) R4081488-2 06/13/24 16:42

| Analyte | Spike Amount mg/l | LCS Result mg/l | LCS Rec. % | Rec. Limits % | LCS Qualifier |
|---|---|---|---|---|---|
| Nitrate-Nitrite | 2.50 | 2.62 | 105 | 90.0-110 | |

## L1739078-06 Original Sample (OS) • Matrix Spike (MS)

(OS) L1739078-06 06/13/24 16:43 • (MS) R4081488-3 06/13/24 16:45

| Analyte | Spike Amount mg/l | Original Result mg/l | MS Result mg/l | MS Rec. % | Dilution | Rec. Limits % | MS Qualifier |
|---|---|---|---|---|---|---|---|
| Nitrate-Nitrite | 2.50 | 0.368 | 2.94 | 103 | 1 | 90.0-110 | |

## L1744885-04 Original Sample (OS) • Matrix Spike (MS) • Matrix Spike Duplicate (MSD)

(OS) L1744885-04 06/13/24 17:01 • (MS) R4081488-5 06/13/24 17:02 • (MSD) R4081488-6 06/13/24 17:04

| Analyte | Spike Amount mg/l | Original Result mg/l | MS Result mg/l | MSD Result mg/l | MS Rec. % | MSD Rec. % | Dilution | Rec. Limits % | MS Qualifier | MSD Qualifier | RPD % | RPD Limits % |
|---|---|---|---|---|---|---|---|---|---|---|---|---|
| Nitrate-Nitrite | 2.50 | ND | 2.48 | 2.51 | 99.2 | 100 | 1 | 90.0-110 | | | 1.20 | 20 |

## Method Blank (MB)

(MB) R4080598-1 05/22/24 18:48

| Analyte | MB Result mg/l | MB Qualifier | MB MDL mg/l | MB RDL mg/l |
|---|---|---|---|---|
| Nitrate | U | | 0.0480 | 0.100 |
| Nitrite | U | | 0.0420 | 0.100 |
| Sulfate | U | | 0.594 | 5.00 |

## L1739071-01 Original Sample (OS) • Duplicate (DUP)

(OS) L1739071-01 05/23/24 01:15 • (DUP) R4080598-3 05/23/24 01:28

| Analyte | Original Result mg/l | DUP Result mg/l | Dilution | DUP RPD % | DUP Qualifier | DUP RPD Limits % |
|---|---|---|---|---|---|---|
| Nitrate | ND | ND | 1 | 0.000 | | 15 |
| Nitrite | ND | ND | 1 | 200 | R8 | 15 |
| Sulfate | 6.60 | 7.44 | 1 | 11.9 | | 15 |

## L1739122-01 Original Sample (OS) • Duplicate (DUP)

(OS) L1739122-01 05/23/24 05:40 • (DUP) R4080598-8 05/23/24 05:52

| Analyte | Original Result mg/l | DUP Result mg/l | Dilution | DUP RPD % | DUP Qualifier | DUP RPD Limits % |
|---|---|---|---|---|---|---|
| Nitrate | 0.114 | 0.179 | 1 | 44.3 | R8 | 15 |
| Nitrite | ND | ND | 1 | 0.000 | | 15 |
| Sulfate | 13.0 | 14.6 | 1 | 11.6 | | 15 |

## Laboratory Control Sample (LCS)

(LCS) R4080598-2 05/22/24 19:01

| Analyte | Spike Amount mg/l | LCS Result mg/l | LCS Rec. % | Rec. Limits % | LCS Qualifier |
|---|---|---|---|---|---|
| Nitrate | 8.00 | 7.88 | 98.4 | 80.0-120 | |
| Nitrite | 8.00 | 8.20 | 103 | 80.0-120 | |
| Sulfate | 40.0 | 40.3 | 101 | 80.0-120 | |

## L1739071-01 Original Sample (OS) • Matrix Spike (MS) • Matrix Spike Duplicate (MSD)

(OS) L1739071-01 05/23/24 01:15 • (MS) R4080598-4 05/23/24 01:40 • (MSD) R4080598-5 05/23/24 01:53

| Analyte | Spike Amount mg/l | Original Result mg/l | MS Result mg/l | MSD Result mg/l | MS Rec. % | MSD Rec. % | Dilution | Rec. Limits % | MS Qualifier | MSD Qualifier | RPD % | RPD Limits % |
|---|---|---|---|---|---|---|---|---|---|---|---|---|
| Nitrate | 8.00 | ND | 7.75 | 7.89 | 96.8 | 98.6 | 1 | 80.0-120 | | | 1.83 | 15 |
| Nitrite | 8.00 | ND | 8.03 | 8.16 | 99.7 | 101 | 1 | 80.0-120 | | | 1.61 | 15 |
| Sulfate | 40.0 | 6.60 | 46.2 | 46.7 | 99.1 | 100 | 1 | 80.0-120 | | | 0.930 | 15 |

## L1739078-01 Original Sample (OS) • Matrix Spike (MS) • Matrix Spike Duplicate (MSD)

(OS) L1739078-01 05/23/24 04:24 • (MS) R4080598-6 05/23/24 04:37 • (MSD) R4080598-7 05/23/24 04:49

| Analyte | Spike Amount mg/l | Original Result mg/l | MS Result mg/l | MSD Result mg/l | MS Rec. % | MSD Rec. % | Dilution | Rec. Limits % | MS Qualifier | MSD Qualifier | RPD % | RPD Limits % |
|---|---|---|---|---|---|---|---|---|---|---|---|---|
| Nitrate | 8.00 | 2.12 | 9.69 | 9.50 | 94.7 | 92.3 | 1 | 80.0-120 | | | 1.95 | 15 |
| Nitrite | 8.00 | 0.116 | 8.10 | 8.13 | 99.8 | 100 | 1 | 80.0-120 | | | 0.329 | 15 |
| Sulfate | 40.0 | 152 | 161 | 161 | 22.9 | 23.6 | 1 | 80.0-120 | M2 | M2 | 0.185 | 15 |

Sample Narrative:

MS: Cl/SO4 spike failed due to sample matrix

MSD: Cl/SO4 spike failed due to sample matrix

## L1739122-01 Original Sample (OS) • Matrix Spike (MS) • Matrix Spike Duplicate (MSD)

(OS) L1739122-01 05/23/24 05:40 • (MS) R4080598-9 05/23/24 06:05 • (MSD) R4080598-10 05/23/24 06:18

| Analyte | Spike Amount mg/l | Original Result mg/l | MS Result mg/l | MSD Result mg/l | MS Rec. % | MSD Rec. % | Dilution | Rec. Limits % | MS Qualifier | MSD Qualifier | RPD % | RPD Limits % |
|---|---|---|---|---|---|---|---|---|---|---|---|---|
| Nitrate | 8.00 | 0.114 | 7.77 | 7.88 | 95.7 | 97.1 | 1 | 80.0-120 | | | 1.44 | 15 |
| Nitrite | 8.00 | ND | 7.96 | 8.05 | 99.5 | 101 | 1 | 80.0-120 | | | 1.10 | 15 |
| Sulfate | 40.0 | 13.0 | 51.7 | 50.9 | 96.8 | 94.8 | 1 | 80.0-120 | | | 1.60 | 15 |

## Method Blank (MB)

(MB) R4073766-1 05/22/24 21:14

| Analyte | MB Result mg/l | MB Qualifier | MB MDL mg/l | MB RDL mg/l |
|---|---|---|---|---|
| Nitrate | U | | 0.0480 | 0.100 |
| Nitrite | U | | 0.0420 | 0.100 |
| Sulfate | U | | 0.594 | 5.00 |

## L1739024-01 Original Sample (OS) • Duplicate (DUP)

(OS) L1739024-01 05/23/24 05:59 • (DUP) R4073766-3 05/23/24 06:17

| Analyte | Original Result mg/l | DUP Result mg/l | Dilution | DUP RPD % | DUP Qualifier | DUP RPD Limits % |
|---|---|---|---|---|---|---|
| Nitrate | 13.0 | 13.1 | 1 | 1.19 | | 15 |
| Nitrite | ND | ND | 1 | 0.000 | | 15 |
| Sulfate | 94.8 | 94.6 | 1 | 0.219 | | 15 |

## L1739078-03 Original Sample (OS) • Duplicate (DUP)

(OS) L1739078-03 05/23/24 10:28 • (DUP) R4073766-6 05/23/24 10:46

| Analyte | Original Result mg/l | DUP Result mg/l | Dilution | DUP RPD % | DUP Qualifier | DUP RPD Limits % |
|---|---|---|---|---|---|---|
| Nitrate | 4.94 | 5.06 | 1 | 2.21 | | 15 |
| Nitrite | ND | ND | 1 | 0.000 | | 15 |
| Sulfate | 64.0 | 63.5 | 1 | 0.801 | | 15 |

## Laboratory Control Sample (LCS)

(LCS) R4073766-2 05/22/24 21:32

| Analyte | Spike Amount mg/l | LCS Result mg/l | LCS Rec. % | Rec. Limits % | LCS Qualifier |
|---|---|---|---|---|---|
| Nitrate | 8.00 | 8.36 | 104 | 80.0-120 | |
| Nitrite | 8.00 | 8.33 | 104 | 80.0-120 | |
| Sulfate | 40.0 | 41.0 | 103 | 80.0-120 | |

## L1739024-01 Original Sample (OS) • Matrix Spike (MS) • Matrix Spike Duplicate (MSD)

(OS) L1739024-01 05/23/24 05:59 • (MS) R4073766-4 05/23/24 06:35 • (MSD) R4073766-5 05/23/24 06:53

| Analyte | Spike Amount mg/l | Original Result mg/l | MS Result mg/l | MSD Result mg/l | MS Rec. % | MSD Rec. % | Dilution | Rec. Limits % | MS Qualifier | MSD Qualifier | RPD % | RPD Limits % |
|---|---|---|---|---|---|---|---|---|---|---|---|---|
| Nitrate | 8.00 | 13.0 | ND | 19.3 | 0.000 | 79.6 | 1 | 80.0-120 | M2 | M2 R5 | 200 | 15 |
| Nitrite | 8.00 | ND | 8.57 | 8.47 | 107 | 106 | 1 | 80.0-120 | | | 1.14 | 15 |
| Sulfate | 40.0 | 94.8 | 118 | 118 | 57.1 | 56.9 | 1 | 80.0-120 | M2 | M2 | 0.0661 | 15 |

Sample Narrative:

MS: Spike failed due to sample matrix

MSD: Spike failed due to sample matrix

## L1739078-03 Original Sample (OS) • Matrix Spike (MS)

(OS) L1739078-03 05/23/24 10:28 • (MS) R4073766-7 05/23/24 11:04

| Analyte | Spike Amount mg/l | Original Result mg/l | MS Result mg/l | MS Rec. % | Dilution | Rec. Limits % | MS Qualifier |
|---|---|---|---|---|---|---|---|
| Nitrate | 8.00 | 4.94 | 13.1 | 102 | 1 | 80.0-120 | |
| Nitrite | 8.00 | ND | 8.28 | 104 | 1 | 80.0-120 | |
| Sulfate | 40.0 | 64.0 | 91.3 | 68.3 | 1 | 80.0-120 | M2 |

Sample Narrative:

MS: Spike failed due to sample matrix

## Method Blank (MB)

(MB) R4075346-1 05/22/24 19:10

| Analyte | MB Result mg/l | MB Qualifier | MB MDL mg/l | MB RDL mg/l |
|---|---|---|---|---|
| Nitrate | U | | 0.0480 | 0.100 |
| Nitrite | U | | 0.0420 | 0.100 |
| Sulfate | U | | 0.594 | 5.00 |

## L1739024-04 Original Sample (OS) • Duplicate (DUP)

(OS) L1739024-04 05/23/24 07:22 • (DUP) R4075346-3 05/23/24 07:37

| Analyte | Original Result mg/l | DUP Result mg/l | Dilution | DUP RPD % | DUP Qualifier | DUP RPD Limits % |
|---|---|---|---|---|---|---|
| Nitrate | 3.87 | 3.80 | 1 | 1.78 | | 15 |
| Nitrite | ND | ND | 1 | 0.000 | | 15 |
| Sulfate | 62.8 | 62.5 | 1 | 0.439 | | 15 |

## L1739071-30 Original Sample (OS) • Duplicate (DUP)

(OS) L1739071-30 05/23/24 11:23 • (DUP) R4075346-6 05/23/24 11:39

| Analyte | Original Result mg/l | DUP Result mg/l | Dilution | DUP RPD % | DUP Qualifier | DUP RPD Limits % |
|---|---|---|---|---|---|---|
| Nitrate | ND | ND | 1 | 0.000 | | 15 |
| Nitrite | ND | ND | 1 | 0.000 | | 15 |
| Sulfate | 16.7 | 16.8 | 1 | 0.297 | | 15 |

## Laboratory Control Sample (LCS)

(LCS) R4075346-2 05/22/24 19:26

| Analyte | Spike Amount mg/l | LCS Result mg/l | LCS Rec. % | Rec. Limits % | LCS Qualifier |
|---|---|---|---|---|---|
| Nitrate | 8.00 | 7.85 | 98.2 | 80.0-120 | |
| Nitrite | 8.00 | 7.61 | 95.1 | 80.0-120 | |
| Sulfate | 40.0 | 40.0 | 100 | 80.0-120 | |

## L1739024-04 Original Sample (OS) • Matrix Spike (MS) • Matrix Spike Duplicate (MSD)

(OS) L1739024-04 05/23/24 07:22 • (MS) R4075346-4 05/23/24 07:53 • (MSD) R4075346-5 05/23/24 08:09

| Analyte | Spike Amount mg/l | Original Result mg/l | MS Result mg/l | MSD Result mg/l | MS Rec. % | MSD Rec. % | Dilution | Rec. Limits % | MS Qualifier | MSD Qualifier | RPD % | RPD Limits % |
|---|---|---|---|---|---|---|---|---|---|---|---|---|
| Nitrate | 8.00 | 3.87 | 11.5 | 11.5 | 95.1 | 96.0 | 1 | 80.0-120 | | | 0.576 | 15 |
| Nitrite | 8.00 | ND | 7.70 | 7.74 | 96.2 | 96.8 | 1 | 80.0-120 | | | 0.543 | 15 |
| Sulfate | 40.0 | 62.8 | 91.5 | 91.7 | 71.7 | 72.2 | 1 | 80.0-120 | M2 | M2 | 0.205 | 15 |

Sample Narrative:

MS: Cl/SO4 spike failed due to sample matrix

MSD: dilution due to high Cl hit

## L1739071-30 Original Sample (OS) • Matrix Spike (MS)

(OS) L1739071-30 05/23/24 11:23 • (MS) R4075346-7 05/23/24 11:55

| Analyte | Spike Amount mg/l | Original Result mg/l | MS Result mg/l | MS Rec. % | Dilution | Rec. Limits % | MS Qualifier |
|---|---|---|---|---|---|---|---|
| Nitrate | 8.00 | ND | 8.21 | 103 | 1 | 80.0-120 | |
| Nitrite | 8.00 | ND | 7.45 | 93.1 | 1 | 80.0-120 | |
| Sulfate | 40.0 | 16.7 | 53.6 | 92.2 | 1 | 80.0-120 | |

## Method Blank (MB)

(MB) R4076466-1 05/26/24 21:11

| Analyte | MB Result mg/l | MB Qualifier | MB MDL mg/l | MB RDL mg/l |
|---|---|---|---|---|
| Nitrate | U | | 0.0480 | 0.100 |
| Nitrite | U | | 0.0420 | 0.100 |
| Sulfate | U | | 0.594 | 5.00 |

## L1739039-05 Original Sample (OS) • Duplicate (DUP)

(OS) L1739039-05 05/27/24 02:56 • (DUP) R4076466-3 05/27/24 03:12

| Analyte | Original Result mg/l | DUP Result mg/l | Dilution | DUP RPD % | DUP Qualifier | DUP RPD Limits % |
|---|---|---|---|---|---|---|
| Nitrate | ND | ND | 1 | 0.000 | | 15 |
| Nitrite | ND | ND | 1 | 0.000 | | 15 |
| Sulfate | ND | ND | 1 | 3.15 | | 15 |

## L1739071-31 Original Sample (OS) • Duplicate (DUP)

(OS) L1739071-31 05/27/24 08:30 • (DUP) R4076466-6 05/27/24 08:46

| Analyte | Original Result mg/l | DUP Result mg/l | Dilution | DUP RPD % | DUP Qualifier | DUP RPD Limits % |
|---|---|---|---|---|---|---|
| Nitrate | 0.284 | 0.281 | 1 | 1.17 | | 15 |
| Nitrite | ND | ND | 1 | 0.000 | | 15 |
| Sulfate | 61.8 | 61.9 | 1 | 0.102 | | 15 |

## Laboratory Control Sample (LCS)

(LCS) R4076466-2 05/26/24 21:26

| Analyte | Spike Amount mg/l | LCS Result mg/l | LCS Rec. % | Rec. Limits % | LCS Qualifier |
|---|---|---|---|---|---|
| Nitrate | 8.00 | 7.42 | 92.7 | 80.0-120 | |
| Nitrite | 8.00 | 7.96 | 99.5 | 80.0-120 | |
| Sulfate | 40.0 | 38.2 | 95.6 | 80.0-120 | |

## L1739039-05 Original Sample (OS) • Matrix Spike (MS)

(OS) L1739039-05 05/27/24 02:56 • (MS) R4076466-4 05/27/24 03:28

| Analyte | Spike Amount mg/l | Original Result mg/l | MS Result mg/l | MS Rec. % | Dilution | Rec. Limits % | MS Qualifier |
|---|---|---|---|---|---|---|---|
| Nitrate | 8.00 | ND | 7.79 | 97.4 | 1 | 80.0-120 | |
| Nitrite | 8.00 | ND | 8.13 | 102 | 1 | 80.0-120 | |
| Sulfate | 40.0 | ND | 39.0 | 92.9 | 1 | 80.0-120 | |

Sample Narrative:

MS: Cl spike failed due to sample matrix

## L1739071-31 Original Sample (OS) • Matrix Spike (MS) • Matrix Spike Duplicate (MSD)

(OS) L1739071-31 05/27/24 08:30 • (MS) R4076466-7 05/27/24 09:02 • (MSD) R4076466-8 05/27/24 09:18

| Analyte | Spike Amount mg/l | Original Result mg/l | MS Result mg/l | MSD Result mg/l | MS Rec. % | MSD Rec. % | Dilution | Rec. Limits % | MS Qualifier | MSD Qualifier | RPD % | RPD Limits % |
|---|---|---|---|---|---|---|---|---|---|---|---|---|
| Nitrate | 8.00 | 0.284 | 7.77 | 7.78 | 93.6 | 93.7 | 1 | 80.0-120 | | | 0.0887 | 15 |
| Nitrite | 8.00 | ND | 7.90 | 7.94 | 98.7 | 99.2 | 1 | 80.0-120 | | | 0.491 | 15 |
| Sulfate | 40.0 | 61.8 | 93.3 | 91.7 | 78.7 | 74.9 | 1 | 80.0-120 | M2 | M2 | 1.64 | 15 |

Sample Narrative:

MS: Br/So4 spike failed due to sample matrix

MSD: So4 spike failed due to sample matrix

## L1739125-15 Original Sample (OS) • Matrix Spike (MS) • Matrix Spike Duplicate (MSD)

(OS) L1739125-15 05/27/24 12:29 • (MS) R4076466-9 05/27/24 12:45 • (MSD) R4076466-10 05/27/24 13:00

| Analyte | Spike Amount mg/l | Original Result mg/l | MS Result mg/l | MSD Result mg/l | MS Rec. % | MSD Rec. % | Dilution | Rec. Limits % | MS Qualifier | MSD Qualifier | RPD % | RPD Limits % |
|---|---|---|---|---|---|---|---|---|---|---|---|---|
| Nitrate | 8.00 | 18.7 | 18.2 | 24.0 | 0.000 | 66.1 | 100 | 80.0-120 | M2 | M2 R5 | 27.7 | 15 |
| Nitrite | 8.00 | ND | 10.6 | ND | 133 | 124 | 100 | 80.0-120 | M1 | M1 | 6.58 | 15 |
| Sulfate | 40.0 | 2160 | 1690 | 1750 | 0.000 | 0.000 | 100 | 80.0-120 | M3 | M3 | 3.19 | 15 |

Sample Narrative:

MS: spike failed due to sample matrix

MSD: spike failed due to sample matrix

## Method Blank (MB)

(MB) R4075635-1 05/30/24 16:43

| Analyte | MB Result mg/l | MB Qualifier | MB MDL mg/l | MB RDL mg/l |
|---|---|---|---|---|
| Iron | U | | 0.0180 | 0.100 |

## Laboratory Control Sample (LCS)

(LCS) R4075635-2 05/30/24 16:45

| Analyte | Spike Amount mg/l | LCS Result mg/l | LCS Rec. % | Rec. Limits % | LCS Qualifier |
|---|---|---|---|---|---|
| Iron | 10.0 | 8.94 | 89.4 | 80.0-120 | |

## L1739078-01 Original Sample (OS) • Matrix Spike (MS) • Matrix Spike Duplicate (MSD)

(OS) L1739078-01 05/30/24 16:48 • (MS) R4075635-4 05/30/24 16:53 • (MSD) R4075635-5 05/30/24 16:56

| Analyte | Spike Amount mg/l | Original Result mg/l | MS Result mg/l | MSD Result mg/l | MS Rec. % | MSD Rec. % | Dilution | Rec. Limits % | MS Qualifier | MSD Qualifier | RPD % | RPD Limits % |
|---|---|---|---|---|---|---|---|---|---|---|---|---|
| Iron | 10.0 | ND | 9.10 | 9.15 | 90.6 | 91.1 | 1 | 75.0-125 | | | 0.534 | 20 |

1 Cp
2 Tc
3 Ss
4 Cn
5 Sr
6 Qc
7 Is
8 Gl
9 Al
10 Sc

## Method Blank (MB)

(MB) R4076167-1 05/31/24 17:35

| Analyte | MB Result mg/l | MB Qualifier | MB MDL mg/l | MB RDL mg/l |
|---|---|---|---|---|
| Iron | U | | 0.0180 | 0.100 |

## Laboratory Control Sample (LCS)

(LCS) R4076167-2 05/31/24 17:38

| Analyte | Spike Amount mg/l | LCS Result mg/l | LCS Rec. % | Rec. Limits % | LCS Qualifier |
|---|---|---|---|---|---|
| Iron | 10.0 | 9.65 | 96.5 | 80.0-120 | |

## L1739101-07 Original Sample (OS) • Matrix Spike (MS) • Matrix Spike Duplicate (MSD)

(OS) L1739101-07 05/31/24 17:41 • (MS) R4076167-4 05/31/24 17:48 • (MSD) R4076167-5 05/31/24 17:51

| Analyte | Spike Amount mg/l | Original Result mg/l | MS Result mg/l | MSD Result mg/l | MS Rec. % | MSD Rec. % | Dilution | Rec. Limits % | MS Qualifier | MSD Qualifier | RPD % | RPD Limits % |
|---|---|---|---|---|---|---|---|---|---|---|---|---|
| Iron | 10.0 | ND | 9.42 | 9.55 | 93.9 | 95.2 | 1 | 75.0-125 | | | 1.37 | 20 |

1 Cp
2 Tc
3 Ss
4 Cn
5 Sr
6 Qc
7 Is
8 Gl
9 Al
10 Sc

## Method Blank (MB)

(MB) R4075316-2 05/30/24 10:50

| Analyte | MB Result mg/l | MB Qualifier | MB MDL mg/l | MB RDL mg/l |
|---|---|---|---|---|
| Methane | U | | 0.00291 | 0.0100 |
| Ethane | U | | 0.00407 | 0.0130 |
| Ethene | U | | 0.00426 | 0.0130 |

## L1739071-15 Original Sample (OS) • Duplicate (DUP)

(OS) L1739071-15 05/30/24 10:53 • (DUP) R4075316-3 05/30/24 11:44

| Analyte | Original Result mg/l | DUP Result mg/l | Dilution | DUP RPD % | DUP Qualifier | DUP RPD Limits % |
|---|---|---|---|---|---|---|
| Methane | ND | ND | 1 | 0.000 | | 20 |
| Ethane | ND | ND | 1 | 0.000 | | 20 |
| Ethene | ND | ND | 1 | 0.000 | | 20 |

## L1739071-27 Original Sample (OS) • Duplicate (DUP)

(OS) L1739071-27 05/30/24 12:14 • (DUP) R4075316-4 05/30/24 12:45

| Analyte | Original Result mg/l | DUP Result mg/l | Dilution | DUP RPD % | DUP Qualifier | DUP RPD Limits % |
|---|---|---|---|---|---|---|
| Methane | ND | ND | 1 | 0.000 | | 20 |
| Ethane | ND | ND | 1 | 0.000 | | 20 |
| Ethene | ND | ND | 1 | 0.000 | | 20 |

## Laboratory Control Sample (LCS) • Laboratory Control Sample Duplicate (LCSD)

(LCS) R4075316-1 05/30/24 10:47 • (LCSD) R4075316-7 05/30/24 13:05

| Analyte | Spike Amount mg/l | LCS Result mg/l | LCSD Result mg/l | LCS Rec. % | LCSD Rec. % | Rec. Limits % | LCS Qualifier | LCSD Qualifier | RPD % | RPD Limits % |
|---|---|---|---|---|---|---|---|---|---|---|
| Methane | 0.0678 | 0.0748 | 0.0751 | 110 | 111 | 85.0-115 | | | 0.400 | 20 |
| Ethane | 0.129 | 0.118 | 0.114 | 91.5 | 88.4 | 85.0-115 | | | 3.45 | 20 |
| Ethene | 0.127 | 0.118 | 0.113 | 92.9 | 89.0 | 85.0-115 | | | 4.33 | 20 |

## L1739078-01 Original Sample (OS) • Matrix Spike (MS) • Matrix Spike Duplicate (MSD)

(OS) L1739078-01 05/30/24 12:29 • (MS) R4075316-5 05/30/24 12:50 • (MSD) R4075316-6 05/30/24 12:55

| Analyte | Spike Amount mg/l | Original Result mg/l | MS Result mg/l | MSD Result mg/l | MS Rec. % | MSD Rec. % | Dilution | Rec. Limits % | MS Qualifier | MSD Qualifier | RPD % | RPD Limits % |
|---|---|---|---|---|---|---|---|---|---|---|---|---|
| Methane | 0.0678 | ND | 0.0774 | 0.0731 | 114 | 108 | 1 | 50.0-150 | | | 5.71 | 20 |
| Ethane | 0.129 | ND | 0.117 | 0.118 | 90.7 | 91.5 | 1 | 50.0-150 | | | 0.851 | 20 |
| Ethene | 0.127 | ND | 0.117 | 0.118 | 92.1 | 92.9 | 1 | 50.0-150 | | | 0.851 | 20 |

## Method Blank (MB)

(MB) R4075487-2 05/30/24 14:10

| Analyte | MB Result mg/l | MB Qualifier | MB MDL mg/l | MB RDL mg/l |
|---|---|---|---|---|
| Methane | U | | 0.00291 | 0.0100 |
| Ethane | U | | 0.00407 | 0.0130 |
| Ethene | U | | 0.00426 | 0.0130 |

## L1739078-06 Original Sample (OS) • Duplicate (DUP)

(OS) L1739078-06 05/30/24 14:16 • (DUP) R4075487-3 05/30/24 15:32

| Analyte | Original Result mg/l | DUP Result mg/l | Dilution | DUP RPD % | DUP Qualifier | DUP RPD Limits % |
|---|---|---|---|---|---|---|
| Methane | ND | ND | 1 | 0.000 | | 20 |
| Ethane | ND | ND | 1 | 0.000 | | 20 |
| Ethene | ND | ND | 1 | 0.000 | | 20 |

## L1739330-07 Original Sample (OS) • Duplicate (DUP)

(OS) L1739330-07 05/30/24 15:39 • (DUP) R4075487-4 05/30/24 16:14

| Analyte | Original Result mg/l | DUP Result mg/l | Dilution | DUP RPD % | DUP Qualifier | DUP RPD Limits % |
|---|---|---|---|---|---|---|
| Methane | ND | ND | 1 | 0.000 | | 20 |
| Ethane | ND | ND | 1 | 0.000 | | 20 |
| Ethene | ND | ND | 1 | 0.000 | | 20 |

## Laboratory Control Sample (LCS) • Laboratory Control Sample Duplicate (LCSD)

(LCS) R4075487-1 05/30/24 14:07 • (LCSD) R4075487-7 05/30/24 16:36

| Analyte | Spike Amount mg/l | LCS Result mg/l | LCSD Result mg/l | LCS Rec. % | LCSD Rec. % | Rec. Limits % | LCS Qualifier | LCSD Qualifier | RPD % | RPD Limits % |
|---|---|---|---|---|---|---|---|---|---|---|
| Methane | 0.0678 | 0.0690 | 0.0693 | 102 | 102 | 85.0-115 | | | 0.434 | 20 |
| Ethane | 0.129 | 0.124 | 0.122 | 96.1 | 94.6 | 85.0-115 | | | 1.63 | 20 |
| Ethene | 0.127 | 0.125 | 0.122 | 98.4 | 96.1 | 85.0-115 | | | 2.43 | 20 |

## L1739122-01 Original Sample (OS) • Matrix Spike (MS) • Matrix Spike Duplicate (MSD)

(OS) L1739122-01 05/30/24 14:22 • (MS) R4075487-5 05/30/24 16:17 • (MSD) R4075487-6 05/30/24 16:33

| Analyte | Spike Amount mg/l | Original Result mg/l | MS Result mg/l | MSD Result mg/l | MS Rec. % | MSD Rec. % | Dilution | Rec. Limits % | MS Qualifier | MSD Qualifier | RPD % | RPD Limits % |
|---|---|---|---|---|---|---|---|---|---|---|---|---|
| Methane | 0.0678 | ND | 0.0679 | 0.0665 | 100 | 98.1 | 1 | 50.0-150 | | | 2.08 | 20 |
| Ethane | 0.129 | ND | 0.122 | 0.122 | 94.6 | 94.6 | 1 | 50.0-150 | | | 0.000 | 20 |
| Ethene | 0.127 | ND | 0.121 | 0.123 | 95.3 | 96.9 | 1 | 50.0-150 | | | 1.64 | 20 |

## Method Blank (MB)

(MB) R4075485-3 05/27/24 19:12

| Analyte | MB Result mg/l | MB Qualifier | MB MDL mg/l | MB RDL mg/l |
|---|---|---|---|---|
| Acetone | U | | 0.0113 | 0.0500 |
| Acrylonitrile | U | | 0.000671 | 0.0100 |
| Benzene | U | | 0.0000941 | 0.00100 |
| Bromobenzene | U | | 0.000118 | 0.00100 |
| Bromochloromethane | U | | 0.000128 | 0.00100 |
| Bromodichloromethane | U | | 0.000136 | 0.00100 |
| Bromoform | U | | 0.000129 | 0.00100 |
| Bromomethane | U | | 0.000605 | 0.00500 |
| n-Butylbenzene | U | | 0.000157 | 0.00100 |
| sec-Butylbenzene | U | | 0.000125 | 0.00100 |
| tert-Butylbenzene | U | | 0.000127 | 0.00100 |
| Carbon tetrachloride | U | | 0.000128 | 0.00100 |
| Carbon disulfide | U | | 0.0000962 | 0.00100 |
| Chlorobenzene | U | | 0.000116 | 0.00100 |
| Chlorodibromomethane | U | | 0.000140 | 0.00100 |
| Chloroethane | U | | 0.000192 | 0.00500 |
| Chloroform | U | | 0.000111 | 0.00500 |
| Chloromethane | U | | 0.000960 | 0.00250 |
| 1,2-Dibromo-3-Chloropropane | U | | 0.000276 | 0.00500 |
| 1,2-Dibromoethane | U | | 0.000126 | 0.00100 |
| Dibromomethane | U | | 0.000122 | 0.00100 |
| 1,2-Dichlorobenzene | U | | 0.000107 | 0.00100 |
| 1,3-Dichlorobenzene | U | | 0.000110 | 0.00100 |
| 1,4-Dichlorobenzene | U | | 0.000120 | 0.00100 |
| trans-1,4-Dichloro-2-butene | U | | 0.000467 | 0.00250 |
| Dichlorodifluoromethane | U | | 0.000374 | 0.00500 |
| 1,1-Dichloroethane | U | | 0.000100 | 0.00100 |
| 1,2-Dichloroethane | U | | 0.0000819 | 0.00100 |
| 1,1-Dichloroethene | U | | 0.000188 | 0.00100 |
| cis-1,2-Dichloroethene | U | | 0.000126 | 0.00100 |
| trans-1,2-Dichloroethene | U | | 0.000149 | 0.00100 |
| 1,2-Dichloropropane | U | | 0.000149 | 0.00100 |
| cis-1,3-Dichloropropene | U | | 0.000111 | 0.00100 |
| trans-1,3-Dichloropropene | U | | 0.000118 | 0.00100 |
| Ethylbenzene | U | | 0.000137 | 0.00100 |
| Hexachloro-1,3-butadiene | U | | 0.000337 | 0.00100 |
| 2-Hexanone | U | | 0.000787 | 0.0100 |
| 2-Butanone (MEK) | U | | 0.00119 | 0.0100 |
| Iodomethane | U | | 0.00600 | 0.0100 |
| Methylene Chloride | U | | 0.000430 | 0.00500 |

## Method Blank (MB)

(MB) R4075485-3 05/27/24 19:12

| Analyte | MB Result mg/l | MB Qualifier | MB MDL mg/l | MB RDL mg/l |
|---|---|---|---|---|
| 4-Methyl-2-pentanone (MIBK) | U | | 0.000478 | 0.0100 |
| Naphthalene | U | | 0.00100 | 0.00500 |
| n-Propylbenzene | U | | 0.0000993 | 0.00100 |
| Styrene | U | | 0.000118 | 0.00100 |
| 1,1,1,2-Tetrachloroethane | U | | 0.000147 | 0.00100 |
| 1,1,2,2-Tetrachloroethane | U | | 0.000133 | 0.00100 |
| 1,1,2-Trichlorotrifluoroethane | U | | 0.000180 | 0.00100 |
| Tetrachloroethene | U | | 0.000300 | 0.00100 |
| Toluene | U | | 0.000278 | 0.00100 |
| 1,2,4-Trichlorobenzene | U | | 0.000481 | 0.00100 |
| 1,1,1-Trichloroethane | U | | 0.000149 | 0.00100 |
| 1,1,2-Trichloroethane | U | | 0.000158 | 0.00100 |
| Trichloroethene | U | | 0.000190 | 0.00100 |
| Trichlorofluoromethane | U | | 0.000160 | 0.00500 |
| 1,2,3-Trichloropropane | U | | 0.000237 | 0.00250 |
| 1,2,4-Trimethylbenzene | U | | 0.000322 | 0.00100 |
| 1,3,5-Trimethylbenzene | U | | 0.000104 | 0.00100 |
| Vinyl acetate | U | | 0.000692 | 0.0100 |
| Vinyl chloride | U | | 0.000234 | 0.00100 |
| Xylenes, Total | U | | 0.000174 | 0.00300 |
| Di-isopropyl ether | U | | 0.000105 | 0.00100 |
| Ethanol | U | | 0.0420 | 0.100 |
| Ethyl tert-butyl ether | U | | 0.000101 | 0.00100 |
| Methyl tert-butyl ether | U | | 0.000101 | 0.00100 |
| tert-Butyl alcohol | U | | 0.00406 | 0.00500 |
| tert-Amyl Methyl Ether | U | | 0.000195 | 0.00100 |
| *(S) Toluene-d8* | *107* | | | *80.0-120* |
| *(S) 4-Bromofluorobenzene* | *110* | | | *77.0-126* |
| *(S) 1,2-Dichloroethane-d4* | *115* | | | *70.0-130* |

## Laboratory Control Sample (LCS) • Laboratory Control Sample Duplicate (LCSD)

(LCS) R4075485-1 05/27/24 18:09 • (LCSD) R4075485-2 05/27/24 18:30

| Analyte | Spike Amount mg/l | LCS Result mg/l | LCSD Result mg/l | LCS Rec. % | LCSD Rec. % | Rec. Limits % | LCS Qualifier | LCSD Qualifier | RPD % | RPD Limits % |
|---|---|---|---|---|---|---|---|---|---|---|
| Acetone | 0.0250 | 0.0283 | 0.0295 | 113 | 118 | 19.0-160 | | | 4.15 | 27 |
| Acrylonitrile | 0.0250 | 0.0259 | 0.0267 | 104 | 107 | 55.0-149 | | | 3.04 | 20 |
| Benzene | 0.00500 | 0.00527 | 0.00505 | 105 | 101 | 70.0-123 | | | 4.26 | 20 |
| Bromobenzene | 0.00500 | 0.00496 | 0.00487 | 99.2 | 97.4 | 73.0-121 | | | 1.83 | 20 |

## Laboratory Control Sample (LCS) • Laboratory Control Sample Duplicate (LCSD)

(LCS) R4075485-1 05/27/24 18:09 • (LCSD) R4075485-2 05/27/24 18:30

| Analyte | Spike Amount mg/l | LCS Result mg/l | LCSD Result mg/l | LCS Rec. % | LCSD Rec. % | Rec. Limits % | LCS Qualifier | LCSD Qualifier | RPD % | RPD Limits % |
|---|---|---|---|---|---|---|---|---|---|---|
| Bromochloromethane | 0.00500 | 0.00562 | 0.00553 | 112 | 111 | 76.0-122 | | | 1.61 | 20 |
| Bromodichloromethane | 0.00500 | 0.00537 | 0.00550 | 107 | 110 | 75.0-120 | | | 2.39 | 20 |
| Bromoform | 0.00500 | 0.00526 | 0.00505 | 105 | 101 | 68.0-132 | | | 4.07 | 20 |
| Bromomethane | 0.00500 | 0.00336 | 0.00359 | 67.2 | 71.8 | 10.0-160 | | | 6.62 | 25 |
| n-Butylbenzene | 0.00500 | 0.00461 | 0.00463 | 92.2 | 92.6 | 73.0-125 | | | 0.433 | 20 |
| sec-Butylbenzene | 0.00500 | 0.00488 | 0.00495 | 97.6 | 99.0 | 75.0-125 | | | 1.42 | 20 |
| tert-Butylbenzene | 0.00500 | 0.00515 | 0.00525 | 103 | 105 | 76.0-124 | | | 1.92 | 20 |
| Carbon tetrachloride | 0.00500 | 0.00611 | 0.00613 | 122 | 123 | 68.0-126 | | | 0.327 | 20 |
| Carbon disulfide | 0.00500 | 0.00486 | 0.00486 | 97.2 | 97.2 | 61.0-128 | | | 0.000 | 20 |
| Chlorobenzene | 0.00500 | 0.00523 | 0.00507 | 105 | 101 | 80.0-121 | | | 3.11 | 20 |
| Chlorodibromomethane | 0.00500 | 0.00526 | 0.00517 | 105 | 103 | 77.0-125 | | | 1.73 | 20 |
| Chloroethane | 0.00500 | 0.00506 | 0.00531 | 101 | 106 | 47.0-150 | | | 4.82 | 20 |
| Chloroform | 0.00500 | 0.00536 | 0.00543 | 107 | 109 | 73.0-120 | | | 1.30 | 20 |
| Chloromethane | 0.00500 | 0.00478 | 0.00471 | 95.6 | 94.2 | 41.0-142 | | | 1.48 | 20 |
| 1,2-Dibromo-3-Chloropropane | 0.00500 | 0.00409 | 0.00432 | 81.8 | 86.4 | 58.0-134 | | | 5.47 | 20 |
| 1,2-Dibromoethane | 0.00500 | 0.00513 | 0.00537 | 103 | 107 | 80.0-122 | | | 4.57 | 20 |
| Dibromomethane | 0.00500 | 0.00521 | 0.00519 | 104 | 104 | 80.0-120 | | | 0.385 | 20 |
| 1,2-Dichlorobenzene | 0.00500 | 0.00533 | 0.00531 | 107 | 106 | 79.0-121 | | | 0.376 | 20 |
| 1,3-Dichlorobenzene | 0.00500 | 0.00503 | 0.00496 | 101 | 99.2 | 79.0-120 | | | 1.40 | 20 |
| 1,4-Dichlorobenzene | 0.00500 | 0.00501 | 0.00493 | 100 | 98.6 | 79.0-120 | | | 1.61 | 20 |
| trans-1,4-Dichloro-2-butene | 0.00500 | 0.00357 | 0.00467 | 71.4 | 93.4 | 33.0-144 | | R7 | 26.7 | 20 |
| Dichlorodifluoromethane | 0.00500 | 0.00558 | 0.00622 | 112 | 124 | 51.0-149 | | | 10.8 | 20 |
| 1,1-Dichloroethane | 0.00500 | 0.00537 | 0.00532 | 107 | 106 | 70.0-126 | | | 0.935 | 20 |
| 1,2-Dichloroethane | 0.00500 | 0.00582 | 0.00567 | 116 | 113 | 70.0-128 | | | 2.61 | 20 |
| 1,1-Dichloroethene | 0.00500 | 0.00560 | 0.00552 | 112 | 110 | 71.0-124 | | | 1.44 | 20 |
| cis-1,2-Dichloroethene | 0.00500 | 0.00538 | 0.00531 | 108 | 106 | 73.0-120 | | | 1.31 | 20 |
| trans-1,2-Dichloroethene | 0.00500 | 0.00508 | 0.00531 | 102 | 106 | 73.0-120 | | | 4.43 | 20 |
| 1,2-Dichloropropane | 0.00500 | 0.00519 | 0.00517 | 104 | 103 | 77.0-125 | | | 0.386 | 20 |
| cis-1,3-Dichloropropene | 0.00500 | 0.00523 | 0.00536 | 105 | 107 | 80.0-123 | | | 2.46 | 20 |
| trans-1,3-Dichloropropene | 0.00500 | 0.00519 | 0.00515 | 104 | 103 | 78.0-124 | | | 0.774 | 20 |
| Ethylbenzene | 0.00500 | 0.00512 | 0.00501 | 102 | 100 | 79.0-123 | | | 2.17 | 20 |
| Hexachloro-1,3-butadiene | 0.00500 | 0.00515 | 0.00495 | 103 | 99.0 | 54.0-138 | | | 3.96 | 20 |
| 2-Hexanone | 0.0250 | 0.0262 | 0.0259 | 105 | 104 | 67.0-149 | | | 1.15 | 20 |
| 2-Butanone (MEK) | 0.0250 | 0.0260 | 0.0289 | 104 | 116 | 44.0-160 | | | 10.6 | 20 |
| Iodomethane | 0.0250 | 0.00909 | 0.0123 | 36.4 | 49.2 | 33.0-147 | | R7 | 30.0 | 26 |
| Methylene Chloride | 0.00500 | 0.00497 | 0.00455 | 99.4 | 91.0 | 67.0-120 | | | 8.82 | 20 |
| 4-Methyl-2-pentanone (MIBK) | 0.0250 | 0.0273 | 0.0277 | 109 | 111 | 68.0-142 | | | 1.45 | 20 |
| Naphthalene | 0.00500 | 0.00373 | 0.00404 | 74.6 | 80.8 | 54.0-135 | | | 7.98 | 20 |
| n-Propylbenzene | 0.00500 | 0.00503 | 0.00497 | 101 | 99.4 | 77.0-124 | | | 1.20 | 20 |
| Styrene | 0.00500 | 0.00502 | 0.00517 | 100 | 103 | 73.0-130 | | | 2.94 | 20 |

## Laboratory Control Sample (LCS) • Laboratory Control Sample Duplicate (LCSD)

(LCS) R4075485-1 05/27/24 18:09 • (LCSD) R4075485-2 05/27/24 18:30

| Analyte | Spike Amount mg/l | LCS Result mg/l | LCSD Result mg/l | LCS Rec. % | LCSD Rec. % | Rec. Limits % | LCS Qualifier | LCSD Qualifier | RPD % | RPD Limits % |
|---|---|---|---|---|---|---|---|---|---|---|
| 1,1,1,2-Tetrachloroethane | 0.00500 | 0.00544 | 0.00509 | 109 | 102 | 75.0-125 | | | 6.65 | 20 |
| 1,1,2,2-Tetrachloroethane | 0.00500 | 0.00470 | 0.00448 | 94.0 | 89.6 | 65.0-130 | | | 4.79 | 20 |
| 1,1,2-Trichlorotrifluoroethane | 0.00500 | 0.00510 | 0.00526 | 102 | 105 | 69.0-132 | | | 3.09 | 20 |
| Tetrachloroethene | 0.00500 | 0.00560 | 0.00548 | 112 | 110 | 72.0-132 | | | 2.17 | 20 |
| Toluene | 0.00500 | 0.00492 | 0.00470 | 98.4 | 94.0 | 79.0-120 | | | 4.57 | 20 |
| 1,2,4-Trichlorobenzene | 0.00500 | 0.00473 | 0.00441 | 94.6 | 88.2 | 57.0-137 | | | 7.00 | 20 |
| 1,1,1-Trichloroethane | 0.00500 | 0.00590 | 0.00603 | 118 | 121 | 73.0-124 | | | 2.18 | 20 |
| 1,1,2-Trichloroethane | 0.00500 | 0.00498 | 0.00507 | 99.6 | 101 | 80.0-120 | | | 1.79 | 20 |
| Trichloroethene | 0.00500 | 0.00566 | 0.00581 | 113 | 116 | 78.0-124 | | | 2.62 | 20 |
| Trichlorofluoromethane | 0.00500 | 0.00576 | 0.00588 | 115 | 118 | 59.0-147 | | | 2.06 | 20 |
| 1,2,3-Trichloropropane | 0.00500 | 0.00525 | 0.00489 | 105 | 97.8 | 73.0-130 | | | 7.10 | 20 |
| 1,2,4-Trimethylbenzene | 0.00500 | 0.00505 | 0.00491 | 101 | 98.2 | 76.0-121 | | | 2.81 | 20 |
| 1,3,5-Trimethylbenzene | 0.00500 | 0.00524 | 0.00505 | 105 | 101 | 76.0-122 | | | 3.69 | 20 |
| Vinyl acetate | 0.0250 | 0.0190 | 0.0180 | 76.0 | 72.0 | 11.0-160 | | | 5.41 | 20 |
| Vinyl chloride | 0.00500 | 0.00502 | 0.00506 | 100 | 101 | 67.0-131 | | | 0.794 | 20 |
| Xylenes, Total | 0.0150 | 0.0153 | 0.0153 | 102 | 102 | 79.0-123 | | | 0.000 | 20 |
| Di-isopropyl ether | 0.00500 | 0.00514 | 0.00543 | 103 | 109 | 58.0-138 | | | 5.49 | 20 |
| Ethanol | 0.250 | 0.212 | 0.307 | 84.8 | 123 | 10.0-160 | | R7 | 36.6 | 30 |
| Ethyl tert-butyl ether | 0.00500 | 0.00550 | 0.00574 | 110 | 115 | 63.0-138 | | | 4.27 | 20 |
| Methyl tert-butyl ether | 0.00500 | 0.00576 | 0.00569 | 115 | 114 | 68.0-125 | | | 1.22 | 20 |
| tert-Butyl alcohol | 0.0250 | 0.0245 | 0.0262 | 98.0 | 105 | 27.0-160 | | | 6.71 | 30 |
| tert-Amyl Methyl Ether | 0.00500 | 0.00557 | 0.00567 | 111 | 113 | 66.0-125 | | | 1.78 | 20 |
| *(S) Toluene-d8* | | | | *103* | *102* | *80.0-120* | | | | |
| *(S) 4-Bromofluorobenzene* | | | | *107* | *107* | *77.0-126* | | | | |
| *(S) 1,2-Dichloroethane-d4* | | | | *113* | *114* | *70.0-130* | | | | |

## L1739078-01 Original Sample (OS) • Matrix Spike (MS) • Matrix Spike Duplicate (MSD)

(OS) L1739078-01 05/28/24 00:29 • (MS) R4075485-4 05/28/24 03:36 • (MSD) R4075485-5 05/28/24 03:57

| Analyte | Spike Amount mg/l | Original Result mg/l | MS Result mg/l | MSD Result mg/l | MS Rec. % | MSD Rec. % | Dilution | Rec. Limits % | MS Qualifier | MSD Qualifier | RPD % | RPD Limits % |
|---|---|---|---|---|---|---|---|---|---|---|---|---|
| Acetone | 0.0250 | ND | ND | ND | 50.0 | 54.8 | 1 | 10.0-160 | | | 9.16 | 35 |
| Acrylonitrile | 0.0250 | ND | 0.0256 | 0.0265 | 102 | 106 | 1 | 21.0-160 | | | 3.45 | 32 |
| Benzene | 0.00500 | ND | 0.00524 | 0.00560 | 105 | 112 | 1 | 17.0-158 | | | 6.64 | 27 |
| Bromobenzene | 0.00500 | ND | 0.00495 | 0.00510 | 99.0 | 102 | 1 | 30.0-149 | | | 2.99 | 28 |
| Bromochloromethane | 0.00500 | ND | 0.00559 | 0.00609 | 112 | 122 | 1 | 38.0-142 | | | 8.56 | 26 |
| Bromodichloromethane | 0.00500 | ND | 0.00560 | 0.00604 | 112 | 121 | 1 | 31.0-150 | | | 7.56 | 27 |
| Bromoform | 0.00500 | ND | 0.00506 | 0.00524 | 101 | 105 | 1 | 29.0-150 | | | 3.50 | 29 |
| Bromomethane | 0.00500 | ND | ND | ND | 70.4 | 77.4 | 1 | 10.0-160 | | | 9.47 | 38 |

## L1739078-01 Original Sample (OS) • Matrix Spike (MS) • Matrix Spike Duplicate (MSD)

(OS) L1739078-01 05/28/24 00:29 • (MS) R4075485-4 05/28/24 03:36 • (MSD) R4075485-5 05/28/24 03:57

| Analyte | Spike Amount mg/l | Original Result mg/l | MS Result mg/l | MSD Result mg/l | MS Rec. % | MSD Rec. % | Dilution | Rec. Limits % | MS Qualifier | MSD Qualifier | RPD % | RPD Limits % |
|---|---|---|---|---|---|---|---|---|---|---|---|---|
| n-Butylbenzene | 0.00500 | ND | 0.00464 | 0.00483 | 92.8 | 96.6 | 1 | 31.0-150 | | | 4.01 | 30 |
| sec-Butylbenzene | 0.00500 | ND | 0.00506 | 0.00545 | 101 | 109 | 1 | 33.0-155 | | | 7.42 | 29 |
| tert-Butylbenzene | 0.00500 | ND | 0.00523 | 0.00558 | 105 | 112 | 1 | 34.0-153 | | | 6.48 | 28 |
| Carbon tetrachloride | 0.00500 | ND | 0.00676 | 0.00704 | 135 | 141 | 1 | 23.0-159 | | | 4.06 | 28 |
| Carbon disulfide | 0.00500 | ND | 0.00499 | 0.00536 | 99.8 | 107 | 1 | 10.0-156 | | | 7.15 | 28 |
| Chlorobenzene | 0.00500 | ND | 0.00515 | 0.00533 | 103 | 107 | 1 | 33.0-152 | | | 3.44 | 27 |
| Chlorodibromomethane | 0.00500 | ND | 0.00527 | 0.00561 | 105 | 112 | 1 | 37.0-149 | | | 6.25 | 27 |
| Chloroethane | 0.00500 | ND | 0.00506 | 0.00527 | 101 | 105 | 1 | 10.0-160 | | | 4.07 | 30 |
| Chloroform | 0.00500 | ND | 0.00578 | 0.00614 | 116 | 123 | 1 | 29.0-154 | | | 6.04 | 28 |
| Chloromethane | 0.00500 | ND | 0.00488 | 0.00512 | 97.6 | 102 | 1 | 10.0-160 | | | 4.80 | 29 |
| 1,2-Dibromo-3-Chloropropane | 0.00500 | ND | ND | ND | 82.8 | 90.2 | 1 | 22.0-151 | | | 8.55 | 34 |
| 1,2-Dibromoethane | 0.00500 | ND | 0.00524 | 0.00556 | 105 | 111 | 1 | 34.0-147 | | | 5.93 | 27 |
| Dibromomethane | 0.00500 | ND | 0.00538 | 0.00549 | 108 | 110 | 1 | 30.0-151 | | | 2.02 | 27 |
| 1,2-Dichlorobenzene | 0.00500 | ND | 0.00521 | 0.00569 | 104 | 114 | 1 | 34.0-149 | | | 8.81 | 28 |
| 1,3-Dichlorobenzene | 0.00500 | ND | 0.00490 | 0.00537 | 98.0 | 107 | 1 | 36.0-146 | | | 9.15 | 27 |
| 1,4-Dichlorobenzene | 0.00500 | ND | 0.00513 | 0.00535 | 103 | 107 | 1 | 35.0-142 | | | 4.20 | 27 |
| trans-1,4-Dichloro-2-butene | 0.00500 | ND | 0.00420 | 0.00442 | 84.0 | 88.4 | 1 | 10.0-157 | | | 5.10 | 37 |
| Dichlorodifluoromethane | 0.00500 | ND | 0.00706 | 0.00689 | 141 | 138 | 1 | 10.0-160 | | | 2.44 | 29 |
| 1,1-Dichloroethane | 0.00500 | ND | 0.00550 | 0.00602 | 110 | 120 | 1 | 25.0-158 | | | 9.03 | 27 |
| 1,2-Dichloroethane | 0.00500 | ND | 0.00605 | 0.00614 | 121 | 123 | 1 | 29.0-151 | | | 1.48 | 27 |
| 1,1-Dichloroethene | 0.00500 | ND | 0.00568 | 0.00588 | 114 | 118 | 1 | 11.0-160 | | | 3.46 | 29 |
| cis-1,2-Dichloroethene | 0.00500 | ND | 0.00502 | 0.00568 | 100 | 114 | 1 | 10.0-160 | | | 12.3 | 27 |
| trans-1,2-Dichloroethene | 0.00500 | ND | 0.00531 | 0.00549 | 106 | 110 | 1 | 17.0-153 | | | 3.33 | 27 |
| 1,2-Dichloropropane | 0.00500 | ND | 0.00544 | 0.00550 | 109 | 110 | 1 | 30.0-156 | | | 1.10 | 27 |
| cis-1,3-Dichloropropene | 0.00500 | ND | 0.00493 | 0.00501 | 98.6 | 100 | 1 | 34.0-149 | | | 1.61 | 28 |
| trans-1,3-Dichloropropene | 0.00500 | ND | 0.00487 | 0.00509 | 97.4 | 102 | 1 | 32.0-149 | | | 4.42 | 28 |
| Ethylbenzene | 0.00500 | ND | 0.00506 | 0.00553 | 101 | 111 | 1 | 30.0-155 | | | 8.88 | 27 |
| Hexachloro-1,3-butadiene | 0.00500 | ND | 0.00551 | 0.00587 | 110 | 117 | 1 | 20.0-154 | | | 6.33 | 34 |
| 2-Hexanone | 0.0250 | ND | 0.0191 | 0.0208 | 76.4 | 83.2 | 1 | 21.0-160 | | | 8.52 | 29 |
| 2-Butanone (MEK) | 0.0250 | ND | 0.0156 | 0.0168 | 62.4 | 67.2 | 1 | 10.0-160 | | | 7.41 | 32 |
| Iodomethane | 0.0250 | ND | ND | 0.0128 | 33.8 | 51.2 | 1 | 10.0-160 | | R5 | 41.1 | 40 |
| Methylene Chloride | 0.00500 | ND | ND | 0.00530 | 89.8 | 106 | 1 | 23.0-144 | | | 16.5 | 28 |
| 4-Methyl-2-pentanone (MIBK) | 0.0250 | ND | 0.0257 | 0.0280 | 103 | 112 | 1 | 29.0-160 | | | 8.57 | 29 |
| Naphthalene | 0.00500 | ND | ND | ND | 69.0 | 77.0 | 1 | 12.0-156 | | | 11.0 | 35 |
| n-Propylbenzene | 0.00500 | ND | 0.00495 | 0.00530 | 99.0 | 106 | 1 | 31.0-154 | | | 6.83 | 28 |
| Styrene | 0.00500 | ND | 0.00512 | 0.00521 | 102 | 104 | 1 | 33.0-155 | | | 1.74 | 28 |
| 1,1,1,2-Tetrachloroethane | 0.00500 | ND | 0.00508 | 0.00552 | 102 | 110 | 1 | 36.0-151 | | | 8.30 | 29 |
| 1,1,2,2-Tetrachloroethane | 0.00500 | ND | 0.00482 | 0.00521 | 96.4 | 104 | 1 | 33.0-150 | | | 7.78 | 28 |
| 1,1,2-Trichlorotrifluoroethane | 0.00500 | ND | 0.00641 | 0.00619 | 128 | 124 | 1 | 23.0-160 | | | 3.49 | 30 |
| Tetrachloroethene | 0.00500 | ND | 0.00610 | 0.00651 | 122 | 130 | 1 | 10.0-160 | | | 6.50 | 27 |

## L1739078-01 Original Sample (OS) • Matrix Spike (MS) • Matrix Spike Duplicate (MSD)

(OS) L1739078-01 05/28/24 00:29 • (MS) R4075485-4 05/28/24 03:36 • (MSD) R4075485-5 05/28/24 03:57

| Analyte | Spike Amount mg/l | Original Result mg/l | MS Result mg/l | MSD Result mg/l | MS Rec. % | MSD Rec. % | Dilution | Rec. Limits % | MS Qualifier | MSD Qualifier | RPD % | RPD Limits % |
|---|---|---|---|---|---|---|---|---|---|---|---|---|
| Toluene | 0.00500 | ND | 0.00476 | 0.00514 | 95.2 | 103 | 1 | 26.0-154 | | | 7.68 | 28 |
| 1,2,4-Trichlorobenzene | 0.00500 | ND | 0.00453 | 0.00478 | 90.6 | 95.6 | 1 | 24.0-150 | | | 5.37 | 33 |
| 1,1,1-Trichloroethane | 0.00500 | ND | 0.00615 | 0.00679 | 123 | 136 | 1 | 23.0-160 | | | 9.89 | 28 |
| 1,1,2-Trichloroethane | 0.00500 | ND | 0.00471 | 0.00514 | 94.2 | 103 | 1 | 35.0-147 | | | 8.73 | 27 |
| Trichloroethene | 0.00500 | ND | 0.00546 | 0.00588 | 109 | 118 | 1 | 10.0-160 | | | 7.41 | 25 |
| Trichlorofluoromethane | 0.00500 | ND | 0.00724 | 0.00727 | 145 | 145 | 1 | 17.0-160 | | | 0.414 | 31 |
| 1,2,3-Trichloropropane | 0.00500 | ND | 0.00475 | 0.00554 | 95.0 | 111 | 1 | 34.0-151 | | | 15.4 | 29 |
| 1,2,4-Trimethylbenzene | 0.00500 | ND | 0.00491 | 0.00530 | 98.2 | 106 | 1 | 26.0-154 | | | 7.64 | 27 |
| 1,3,5-Trimethylbenzene | 0.00500 | ND | 0.00527 | 0.00559 | 105 | 112 | 1 | 28.0-153 | | | 5.89 | 27 |
| Vinyl acetate | 0.0250 | ND | 0.0266 | 0.0275 | 106 | 110 | 1 | 12.0-160 | | | 3.33 | 31 |
| Vinyl chloride | 0.00500 | ND | 0.00504 | 0.00531 | 101 | 106 | 1 | 10.0-160 | | | 5.22 | 27 |
| Xylenes, Total | 0.0150 | ND | 0.0154 | 0.0163 | 103 | 109 | 1 | 29.0-154 | | | 5.68 | 28 |
| Di-isopropyl ether | 0.00500 | ND | 0.00523 | 0.00555 | 105 | 111 | 1 | 21.0-160 | | | 5.94 | 28 |
| Ethanol | 0.250 | ND | 0.148 | 0.220 | 59.2 | 88.0 | 1 | 50.0-150 | | R5 | 39.1 | 20 |
| Ethyl tert-butyl ether | 0.00500 | ND | 0.00565 | 0.00589 | 113 | 118 | 1 | 10.0-160 | | | 4.16 | 37 |
| Methyl tert-butyl ether | 0.00500 | 0.00118 | 0.00672 | 0.00713 | 111 | 119 | 1 | 28.0-150 | | | 5.92 | 29 |
| tert-Butyl alcohol | 0.0250 | ND | 0.0282 | 0.0309 | 113 | 124 | 1 | 50.0-150 | | | 9.14 | 20 |
| tert-Amyl Methyl Ether | 0.00500 | ND | 0.00588 | 0.00616 | 118 | 123 | 1 | 10.0-160 | | | 4.65 | 37 |
| *(S) Toluene-d8* | | | | | *100* | *101* | | *80.0-120* | | | | |
| *(S) 4-Bromofluorobenzene* | | | | | *110* | *108* | | *77.0-126* | | | | |
| *(S) 1,2-Dichloroethane-d4* | | | | | *120* | *121* | | *70.0-130* | | | | |

# INTERNAL STANDARD SUMMARY

## Instrument: VOCMS23 • File ID: 0527_27

05/27/24 18:09

| Sample ID | File ID | 8260-FLUOROBENZENE | 8260-CHLOROBENZENE-D5 | 8260-1,4-DICHLOROBENZENE-D4 |
|---|---|---|---|---|
| | | Response | Response | Response |
| Standard | 0527_27 | 293739 | 149137 | 139096 |
| Upper Limit | | 587478 | 298274 | 278192 |
| Lower Limit | | 146870 | 74569 | 69548 |
| LCS R4075485-1 WG2293875 1x | 0527_27LCS | 293739 | 149137 | 139096 |
| LCSD R4075485-2 WG2293875 1x | 0527_28 | 304753 | 158096 | 147439 |
| BLANK R4075485-3 WG2293875 1x | 0527_30 | 304821 | 148467 | 132555 |
| L1739078-02 WG2293875 1x | 0527_32 | 299797 | 146731 | 132184 |
| L1739078-07 WG2293875 1x | 0527_33 | 295853 | 146350 | 132437 |
| L1739078-01 WG2293875 1x | 0527_42 | 278853 | 138216 | 122956 |
| L1739078-03 WG2293875 1x | 0527_43 | 274273 | 136465 | 122323 |
| L1739078-04 WG2293875 1x | 0527_44 | 271956 | 136497 | 119729 |
| L1739078-05 WG2293875 1x | 0527_45 | 271484 | 136008 | 122383 |
| L1739078-06 WG2293875 1x | 0527_46 | 276162 | 138087 | 125181 |
| MS R4075485-4 WG2293875 1x | 0527_51 | 277186 | 143467 | 135425 |
| MSD R4075485-5 WG2293875 1x | 0527_52 | 274273 | 141262 | 131953 |

# GLOSSARY OF TERMS

## Guide to Reading and Understanding Your Laboratory Report

The information below is designed to better explain the various terms used in your report of analytical results from the Laboratory. This is not intended as a comprehensive explanation, and if you have additional questions please contact your project representative.

Results Disclaimer - Information that may be provided by the customer, and contained within this report, include Permit Limits, Project Name, Sample ID, Sample Matrix, Sample Preservation, Field Blanks, Field Spikes, Field Duplicates, On-Site Data, Sampling Collection Dates/Times, and Sampling Location. Results relate to the accuracy of this information provided, and as the samples are received.

## Abbreviations and Definitions

| | |
|---|---|
| MDL | Method Detection Limit. |
| ND | Not detected at the Reporting Limit (or MDL where applicable). |
| RDL | Reported Detection Limit. |
| Rec. | Recovery. |
| RPD | Relative Percent Difference. |
| SDG | Sample Delivery Group. |
| (S) | Surrogate (Surrogate Standard) - Analytes added to every blank, sample, Laboratory Control Sample/Duplicate and Matrix Spike/Duplicate; used to evaluate analytical efficiency by measuring recovery. Surrogates are not expected to be detected in all environmental media. |
| U | Not detected at the Reporting Limit (or MDL where applicable). |
| Analyte | The name of the particular compound or analysis performed. Some Analyses and Methods will have multiple analytes reported. |
| Dilution | If the sample matrix contains an interfering material, the sample preparation volume or weight values differ from the standard, or if concentrations of analytes in the sample are higher than the highest limit of concentration that the laboratory can accurately report, the sample may be diluted for analysis. If a value different than 1 is used in this field, the result reported has already been corrected for this factor. |
| Limits | These are the target % recovery ranges or % difference value that the laboratory has historically determined as normal for the method and analyte being reported. Successful QC Sample analysis will target all analytes recovered or duplicated within these ranges. |
| Original Sample | The non-spiked sample in the prep batch used to determine the Relative Percent Difference (RPD) from a quality control sample. The Original Sample may not be included within the reported SDG. |
| Qualifier | This column provides a letter and/or number designation that corresponds to additional information concerning the result reported. If a Qualifier is present, a definition per Qualifier is provided within the Glossary and Definitions page and potentially a discussion of possible implications of the Qualifier in the Case Narrative if applicable. |
| Result | The actual analytical final result (corrected for any sample specific characteristics) reported for your sample. If there was no measurable result returned for a specific analyte, the result in this column may state “ND” (Not Detected) or “BDL” (Below Detectable Levels). The information in the results column should always be accompanied by either an MDL (Method Detection Limit) or RDL (Reporting Detection Limit) that defines the lowest value that the laboratory could detect or report for this analyte. |
| Uncertainty (Radiochemistry) | Confidence level of 2 sigma. |
| Case Narrative (Cn) | A brief discussion about the included sample results, including a discussion of any non-conformances to protocol observed either at sample receipt by the laboratory from the field or during the analytical process. If present, there will be a section in the Case Narrative to discuss the meaning of any data qualifiers used in the report. |
| Quality Control Summary (Qc) | This section of the report includes the results of the laboratory quality control analyses required by procedure or analytical methods to assist in evaluating the validity of the results reported for your samples. These analyses are not being performed on your samples typically, but on laboratory generated material. |
| Sample Chain of Custody (Sc) | This is the document created in the field when your samples were initially collected. This is used to verify the time and date of collection, the person collecting the samples, and the analyses that the laboratory is requested to perform. This chain of custody also documents all persons (excluding commercial shippers) that have had control or possession of the samples from the time of collection until delivery to the laboratory for analysis. |
| Sample Results (Sr) | This section of your report will provide the results of all testing performed on your samples. These results are provided by sample ID and are separated by the analyses performed on each sample. The header line of each analysis section for each sample will provide the name and method number for the analysis reported. |
| Sample Summary (Ss) | This section of the Analytical Report defines the specific analyses performed for each sample ID, including the dates and times of preparation and/or analysis. |

| Qualifier | Description |
|---|---|
| H1 | Sample analysis performed past holding time. |
| M1 | Matrix spike recovery was high, the method control sample recovery was acceptable. |
| M2 | Matrix spike recovery was low, the method control sample recovery was acceptable. |
| M3 | The spike recovery value is unusable since the analyte concentration in the sample is disproportionate to the spike level. The associated blank spike recovery was acceptable. |
| R5 | MS/MSD RPD exceeded the laboratory acceptance limit. Recovery met acceptance criteria. |
| R7 | LFB/LFBD RPD exceeded the laboratory acceptance limit. Recovery met acceptance criteria. |
| R8 | Sample RPD exceeded the method acceptance limit. |

## Pace Analytical National 12065 Lebanon Rd Mount Juliet, TN 37122

| | | | |
|---|---|---|---|
| Alabama | 40660 | Nebraska | NE-OS-15-05 |
| Alaska | 17-026 | Nevada | TN000032021-1 |
| Arizona | AZ0612 | New Hampshire | 2975 |
| Arkansas | 88-0469 | New Jersey–NELAP | TN002 |
| California | 2932 | New Mexico [1] | TN00003 |
| Colorado | TN00003 | New York | 11742 |
| Connecticut | PH-0197 | North Carolina | Env375 |
| Florida | E87487 | North Carolina [1] | DW21704 |
| Georgia | NELAP | North Carolina [3] | 41 |
| Georgia [1] | 923 | North Dakota | R-140 |
| Idaho | TN00003 | Ohio–VAP | CL0069 |
| Illinois | 200008 | Oklahoma | 9915 |
| Indiana | C-TN-01 | Oregon | TN200002 |
| Iowa | 364 | Pennsylvania | 68-02979 |
| Kansas | E-10277 | Rhode Island | LA000356 |
| Kentucky [1 6] | KY90010 | South Carolina | 84004002 |
| Kentucky [2] | 16 | South Dakota | n/a |
| Louisiana | AI30792 | Tennessee [1 4] | 2006 |
| Louisiana | LA018 | Texas | T104704245-20-18 |
| Maine | TN00003 | Texas [5] | LAB0152 |
| Maryland | 324 | Utah | TN000032021-11 |
| Massachusetts | M-TN003 | Vermont | VT2006 |
| Michigan | 9958 | Virginia | 110033 |
| Minnesota | 047-999-395 | Washington | C847 |
| Mississippi | TN00003 | West Virginia | 233 |
| Missouri | 340 | Wisconsin | 998093910 |
| Montana | CERT0086 | Wyoming | A2LA |
| A2LA – ISO 17025 | 1461.01 | AIHA-LAP,LLC EMLAP | 100789 |
| A2LA – ISO 17025 [5] | 1461.02 | DOD | 1461.01 |
| Canada | 1461.01 | USDA | P330-15-00234 |
| EPA–Crypto | TN00003 | | |

[1] Drinking Water [2] Underground Storage Tanks [3] Aquatic Toxicity [4] Chemical/Microbiological [5] Mold [6] Wastewater n/a Accreditation not applicable

* Not all certifications held by the laboratory are applicable to the results reported in the attached report.

* Accreditation is only applicable to the test methods specified on each scope of accreditation held by Pace Analytical.

Company Name/Address:
**Kinder Morgan - Rocklin, CA-AZ Work**
410 N.44th Street
Suite 1000
Phoenix, AZ 85008

Billing Information:
Accounts Payable- Alan Van Antwerp
9950 SAN DIEGO MISSION RD.
SAN DIEGO, CA 92108

Pres Chk

Report to: Bob Forsberg

Email To: bob.forsberg@arcadis-us.com;sascha.arnold@arcadis.com

Project Description: KMEP Silvercroft Wash

City/State Collected: TUCSON/AZ

Please Circle: PT (MT) CT ET

Phone: 602-438-0883

Client Project # ~~30179444.01~~ 30207116

Lab Project # KINARCPAZ-SILVERCROF

Collected by (print): MS/SKA

Site/Facility ID # SILVERCROFT WASH

P.O. # WD1046679

Collected by (signature): [signature]

Immediately Packed on Ice N ___ Y X

Rush? (Lab MUST Be Notified)
___ Same Day ___ Five Day
___ Next Day ___ 5 Day (Rad Only)
___ Two Day ___ 10 Day (Rad Only)
___ Three Day

Quote #

Date Results Needed: STD TAT

Analysis / Container / Preservative

| Sample ID | Comp/Grab | Matrix * | Depth | Date | Time | No. of Cntrs | *NO2,NO3,SO4 125mlHDPE-NoPres | EEM RSK175 40mlAmb HCl | HOLD - NO2+NO3 250mlHDPE-H2SO4 | TDS 1L-HDPE NoPres | Total Fe 6010 250mlHDPE-HNO3 | VOCs+OXYs 8260 40mlAmb-HCl | | | | | Remarks | Sample # (lab only) |
|---|---|---|---|---|---|---|---|---|---|---|---|---|---|---|---|---|---|---|
| MW-21 | GRAB | GW | 152' | 5-21-24 | 0926 | 18 | X | X | X | X | X | X | | | | | RUN MS/MSD | -01 |
| | | GW | | | | | | | | | | | | | | | | |
| | | GW | | | | | | | | | | | | | | | | |
| | | GW | | | | | | | | | | | | | | | | |
| | | GW | | | | | | | | | | | | | | | | |
| | | GW | | | | | | | | | | | | | | | | |
| | | GW | | | | | | | | | | | | | | | | |
| | | GW | | | | | | | | | | | | | | | | |
| | | GW | | | | | | | | | | | | | | | | |
| TRIP BLANK | — | QA ~~GW~~ | — | 5-21-24 | — | 1 | | | | | | X | | | | | | -02 |

Chain of Custody Page 1 of 1

Pace PEOPLE ADVANCING SCIENCE

MT JULIET, TN
12065 Lebanon Rd Mount Juliet, TN 37122
Submitting a sample via this chain of custody constitutes acknowledgment and acceptance of the Pace Terms and Conditions found at: https://info.pacelabs.com/hubfs/pas-standard-terms.pdf

SDG # L1739078
B091

Acctnum: KINARCPAZ
Template: T190237
Prelogin: P1053889
PM: 110 - Brian Ford
PB:
Shipped Via:

* Matrix:
SS - Soil AIR - Air F - Filter
GW - Groundwater B - Bioassay
WW - WasteWater
DW - Drinking Water
OT - Other_____

Remarks: *NO2,NO3 have a 48 hour holding time.

(SHIP VIA FED EX)

pH _____ Temp _____
Flow _____ Other _____

Samples returned via: __ UPS __ FedEx __ Courier _____

Tracking # 7155 0313 9740

Sample Receipt Checklist
COC Seal Present/Intact: __NP ✓Y __N
COC Signed/Accurate: ✓Y __N
Bottles arrive intact: ✓Y __N
Correct bottles used: ✓Y __N
Sufficient volume sent: ✓Y __N
If Applicable
VOA Zero Headspace: ✓Y __N
Preservation Correct/Checked: ✓Y __N
RAD Screen <0.5 mR/hr: ✓Y __N

| Relinquished by : (Signature) | Date: | Time: | Received by: (Signature) | Trip Blank Received: Yes / No HCL / MeoH TBR | |
|---|---|---|---|---|---|
| [signature] | 5-21-2024 | 1500 | SHIP-N-MAIL | 2 | |
| Relinquished by : (Signature) | Date: | Time: | Received by: (Signature) | Temp: 5.7+0.1=5.8 °C EDA6 Bottles Received: 54 | If PH-10BDH5021 TRC-2362362 CR6-20221V ...te/Time |
| Relinquished by : (Signature) | Date: | Time: | Received for lab by: (Signature) C Roberts | Date: 05-22-24 Time: 0900 | Hold: Condition: NCF / OK |

Company Name/Address:
**Kinder Morgan - Rocklin, CA-AZ Work**

410 N.44th Street
Suite 1000
Phoenix. AZ 85008

Billing Information:
Accounts Payable- Alan Van Antwerp
9950 SAN DIEGO MISSION RD.
SAN DIEGO, CA 92108

Pres Chk

Report to: **Bob Forsberg**

Email To: bob.forsberg@arcadis-us.com;sascha.arnold@arcadis.com

Project Description: **KMEP Silvercroft Wash**

City/State Collected: TUCSON | AZ

Please Circle: PT (MT) CT ET

Phone: **602-438-0883**

Client Project # ~~30179444.01~~ 30207116

Lab Project # **KINARCPAZ-SILVERCROF**

Collected by (print): MS | SXA

Site/Facility ID # **SILVERCROFT WASH**

P.O. # **WD1046679**

Collected by (signature):

Immediately Packed on Ice N ___ Y X

*Rush?* (Lab MUST Be Notified)
___ Same Day ___ Five Day
___ Next Day ___ 5 Day (Rad Only)
___ Two Day ___ 10 Day (Rad Only)
___ Three Day

Quote #

Date Results Needed: STD TAT

| Sample ID | Comp/Grab | Matrix * | Depth | Date | Time | No. of Cntrs | *NO2,NO3,SO4 125mlHDPE-NoPres | EEM RSK175 40mlAmb HCl | HOLD - NO2+NO3 250mlHDPE-H2SO4 | TDS 1L-HDPE NoPres | Total Fe 6010 250mlHDPE-HNO3 | VOCs+OXYs 8260 40mlAmb-HCl | Remarks | Sample # (lab only) |
|---|---|---|---|---|---|---|---|---|---|---|---|---|---|---|
| WR-463A | GRAB | GW | 151' | 5-21-24 | 1033 | 9 | X | X | X | X | X | X | | -03 |
| R-122A | " | GW | 163' | " | 1132 | 9 | X | X | X | X | X | X | | -04 |
| R-099A | " | GW | 159' | " | 1233 | 9 | X | X | X | X | X | X | | -05 |
| R-082A | " | GW | 165' | " | 1354 | 9 | X | X | X | X | X | X | | -06 |
| | | GW | | | | | | | | | | | | |
| | | GW | | | | | | | | | | | | |
| | | GW | | | | | | | | | | | | |
| | | GW | | | | | | | | | | | | |
| | | GW | | | | | | | | | | | | |
| TRIP BLANK | — | ~~QA~~ GW | — | 5-21-24 | — | 1 | | | | | | X | | -07 |

Analysis / Container / Preservative

Chain of Custody Page 1 of 1

Pace
PEOPLE ADVANCING SCIENCE

**MT JULIET, TN**

12065 Lebanon Rd Mount Juliet, TN 37122
Submitting a sample via this chain of custody constitutes acknowledgment and acceptance of the Pace Terms and Conditions found at: https://info.pacelabs.com/hubfs/pas-standard-terms.pdf

SDG # L1339078

Table #

Acctnum: **KINARCPAZ**
Template: **T190237**
Prelogin: **P1053889**
PM: **110 - Brian Ford**
PB:

Shipped Via:

* Matrix:
SS - Soil AIR - Air F - Filter
GW - Groundwater B - Bioassay
WW - WasteWater
DW - Drinking Water
OT - Other_____

Remarks: *NO2,NO3 have a 48 hour holding time.

*COT* (SHIP VIA FEDEX)

pH _____ Temp _____

Flow _____ Other _____

Samples returned via: __ UPS __ FedEx __ Courier _____

Tracking # 7155 0313 9740

Sample Receipt Checklist

| | | | |
|---|---|---|---|
| COC Seal Present/Intact: | NP | Y | N |
| COC Signed/Accurate: | | Y | N |
| Bottles arrive intact: | | Y | N |
| Correct bottles used: | | Y | N |
| Sufficient volume sent: | | X | N |
| If Applicable | | | |
| VOA Zero Headspace: | | X | N |
| Preservation Correct/Checked: | | Y | N |
| RAD Screen <0.5 mR/hr: | | Y | N |

| | Date: | Time: | | |
|---|---|---|---|---|
| Relinquished by : (Signature) | 5-21-2024 | 1500 | Received by: (Signature) SHIP-N-MAIL | Trip Blank Received: Yes / No HCl / MeoH TBR |
| Relinquished by : (Signature) | Date: | Time: | Received by: (Signature) | Temp: 5.7+0.1=5.8 °C Bottles Received: 54 |
| Relinquished by : (Signature) | Date: | Time: | Received for lab by: (Signature) CROBERTS | Date: 05.22.24 Time: 0900 |

If preservation required by Login: Date/Time

Hold:

Condition: NCF / OK

# ANALYTICAL REPORT

June 12, 2024



## Kinder Morgan - Rocklin, CA-AZ Work

| | |
|---|---|
| Sample Delivery Group: | L1739373 |
| Samples Received: | 05/23/2024 |
| Project Number: | 30207116 |
| Description: | KMEP Silvercroft Wash |
| Site: | SILVERCROFT WASH |
| Report To: | Bob Forsberg<br>410 N.44th Street<br>Suite 1000<br>Phoenix, AZ 85008 |

Entire Report Reviewed By:

Brian Ford

Project Manager

Results relate only to the items tested or calibrated and are reported as rounded values. This test report shall not be reproduced, except in full, without written approval of the laboratory. Where applicable, sampling conducted by Pace Analytical National is performed per guidance provided in laboratory standard operating procedures ENV-SOP-MTJL-0067 and ENV-SOP-MTJL-0068. Where sampling conducted by the customer, results relate to the accuracy of the information provided, and as the samples are received.

Pace Analytical National

12065 Lebanon Rd Mount Juliet, TN 37122 615-758-5858 800-767-5859 mydata.pacelabs.com

# TABLE OF CONTENTS


Cp: Cover Page 1

Tc: Table of Contents 2

Ss: Sample Summary 3

Cn: Case Narrative 5

Sr: Sample Results 6

WR-464A L1739373-01 6

WR-467A L1739373-02 8

WR-430A L1739373-03 10

R-067A L1739373-04 12

WR-242A L1739373-05 14

TRIP BLANK L1739373-06 16

Qc: Quality Control Summary 18

Gravimetric Analysis by Method 2540 C-2011 18

Wet Chemistry by Method 9056A 21

Metals (ICP) by Method 6010D 24

Volatile Organic Compounds (GC) by Method RSK175 25

Volatile Organic Compounds (GC/MS) by Method 8260B 27

Is: Internal Standard Summary 37

Volatile Organic Compounds (GC/MS) by Method 8260B 37

Gl: Glossary of Terms 38

Al: Accreditations & Locations 39

Sc: Sample Chain of Custody 40

## WR-464A L1739373-01 GW

| Collected by | Collected date/time | Received date/time |
|---|---|---|
| MS/SXA | 05/22/24 09:04 | 05/23/24 09:00 |

| Method | Batch | Dilution | Preparation date/time | Analysis date/time | Analyst | Location |
|---|---|---|---|---|---|---|
| Gravimetric Analysis by Method 2540 C-2011 | WG2294027 | 1 | 05/27/24 20:36 | 05/28/24 15:06 | MMF | Mt. Juliet, TN |
| Wet Chemistry by Method 9056A | WG2291970 | 1 | 05/23/24 18:18 | 05/23/24 18:18 | DLH | Mt. Juliet, TN |
| Wet Chemistry by Method 9056A | WG2291970 | 10 | 05/24/24 00:53 | 05/24/24 00:53 | DLH | Mt. Juliet, TN |
| Metals (ICP) by Method 6010D | WG2294948 | 1 | 05/30/24 10:26 | 05/31/24 08:16 | JTM | Mt. Juliet, TN |
| Volatile Organic Compounds (GC) by Method RSK175 | WG2294725 | 1 | 05/30/24 15:10 | 05/30/24 15:10 | CCM | Mt. Juliet, TN |
| Volatile Organic Compounds (GC/MS) by Method 8260B | WG2295328 | 1 | 05/30/24 11:04 | 05/30/24 11:04 | ACG | Mt. Juliet, TN |

## WR-467A L1739373-02 GW

| Collected by | Collected date/time | Received date/time |
|---|---|---|
| MS/SXA | 05/22/24 10:05 | 05/23/24 09:00 |

| Method | Batch | Dilution | Preparation date/time | Analysis date/time | Analyst | Location |
|---|---|---|---|---|---|---|
| Gravimetric Analysis by Method 2540 C-2011 | WG2294027 | 1 | 05/27/24 20:36 | 05/28/24 15:06 | MMF | Mt. Juliet, TN |
| Wet Chemistry by Method 9056A | WG2291970 | 1 | 05/23/24 19:24 | 05/23/24 19:24 | DLH | Mt. Juliet, TN |
| Metals (ICP) by Method 6010D | WG2294948 | 1 | 05/30/24 10:26 | 05/31/24 08:58 | JTM | Mt. Juliet, TN |
| Volatile Organic Compounds (GC) by Method RSK175 | WG2294725 | 1 | 05/30/24 15:14 | 05/30/24 15:14 | CCM | Mt. Juliet, TN |
| Volatile Organic Compounds (GC/MS) by Method 8260B | WG2295328 | 1 | 05/30/24 11:26 | 05/30/24 11:26 | ACG | Mt. Juliet, TN |

## WR-430A L1739373-03 GW

| Collected by | Collected date/time | Received date/time |
|---|---|---|
| MS/SXA | 05/22/24 10:48 | 05/23/24 09:00 |

| Method | Batch | Dilution | Preparation date/time | Analysis date/time | Analyst | Location |
|---|---|---|---|---|---|---|
| Gravimetric Analysis by Method 2540 C-2011 | WG2294025 | 1 | 05/27/24 20:24 | 05/28/24 16:50 | DLS | Mt. Juliet, TN |
| Wet Chemistry by Method 9056A | WG2291970 | 1 | 05/23/24 19:40 | 05/23/24 19:40 | DLH | Mt. Juliet, TN |
| Wet Chemistry by Method 9056A | WG2295579 | 5 | 05/31/24 15:18 | 05/31/24 15:18 | JD | Mt. Juliet, TN |
| Metals (ICP) by Method 6010D | WG2294948 | 1 | 05/30/24 10:26 | 05/31/24 09:00 | JTM | Mt. Juliet, TN |
| Volatile Organic Compounds (GC) by Method RSK175 | WG2294725 | 1 | 05/30/24 15:17 | 05/30/24 15:17 | CCM | Mt. Juliet, TN |
| Volatile Organic Compounds (GC/MS) by Method 8260B | WG2295328 | 20 | 05/30/24 15:35 | 05/30/24 15:35 | ACG | Mt. Juliet, TN |

## R-067A L1739373-04 GW

| Collected by | Collected date/time | Received date/time |
|---|---|---|
| MS/SXA | 05/22/24 11:40 | 05/23/24 09:00 |

| Method | Batch | Dilution | Preparation date/time | Analysis date/time | Analyst | Location |
|---|---|---|---|---|---|---|
| Gravimetric Analysis by Method 2540 C-2011 | WG2294031 | 1 | 05/27/24 20:38 | 05/28/24 15:45 | DLS | Mt. Juliet, TN |
| Wet Chemistry by Method 9056A | WG2291970 | 1 | 05/23/24 19:57 | 05/23/24 19:57 | DLH | Mt. Juliet, TN |
| Wet Chemistry by Method 9056A | WG2295579 | 5 | 05/31/24 15:31 | 05/31/24 15:31 | JD | Mt. Juliet, TN |
| Metals (ICP) by Method 6010D | WG2294948 | 1 | 05/30/24 10:26 | 05/31/24 09:01 | JTM | Mt. Juliet, TN |
| Volatile Organic Compounds (GC) by Method RSK175 | WG2294725 | 1 | 05/30/24 15:23 | 05/30/24 15:23 | CCM | Mt. Juliet, TN |
| Volatile Organic Compounds (GC/MS) by Method 8260B | WG2296348 | 25 | 06/01/24 15:57 | 06/01/24 15:57 | ADM | Mt. Juliet, TN |

## WR-242A L1739373-05 GW

| Collected by | Collected date/time | Received date/time |
|---|---|---|
| MS/SXA | 05/22/24 12:31 | 05/23/24 09:00 |

| Method | Batch | Dilution | Preparation date/time | Analysis date/time | Analyst | Location |
|---|---|---|---|---|---|---|
| Gravimetric Analysis by Method 2540 C-2011 | WG2294031 | 1 | 05/27/24 20:38 | 05/28/24 15:45 | DLS | Mt. Juliet, TN |
| Wet Chemistry by Method 9056A | WG2291970 | 1 | 05/23/24 20:13 | 05/23/24 20:13 | DLH | Mt. Juliet, TN |
| Wet Chemistry by Method 9056A | WG2295579 | 5 | 05/31/24 15:43 | 05/31/24 15:43 | JD | Mt. Juliet, TN |
| Metals (ICP) by Method 6010D | WG2294948 | 1 | 05/30/24 10:26 | 05/31/24 09:03 | JTM | Mt. Juliet, TN |
| Volatile Organic Compounds (GC) by Method RSK175 | WG2294725 | 1 | 05/30/24 15:52 | 05/30/24 15:52 | CCM | Mt. Juliet, TN |
| Volatile Organic Compounds (GC/MS) by Method 8260B | WG2295328 | 1 | 05/30/24 11:49 | 05/30/24 11:49 | ACG | Mt. Juliet, TN |

## TRIP BLANK L1739373-06 GW

| Collected by | Collected date/time | Received date/time |
|---|---|---|
| MS/SXA | 05/22/24 00:00 | 05/23/24 09:00 |

| Method | Batch | Dilution | Preparation date/time | Analysis date/time | Analyst | Location |
|---|---|---|---|---|---|---|
| Volatile Organic Compounds (GC/MS) by Method 8260B | WG2295328 | 1 | 05/30/24 09:10 | 05/30/24 09:10 | ACG | Mt. Juliet, TN |

# CASE NARRATIVE

All sample aliquots were received at the correct temperature, in the proper containers, with the appropriate preservatives, and within method specified holding times, unless qualified or notated within the report. Where applicable, all MDL (LOD) and RDL (LOQ) values reported for environmental samples have been corrected for the dilution factor used in the analysis. All Method and Batch Quality Control are within established criteria except where addressed in this case narrative, a non-conformance form or properly qualified within the sample results. By my digital signature below, I affirm to the best of my knowledge, all problems/anomalies observed by the laboratory as having the potential to affect the quality of the data have been identified by the laboratory, and no information or data have been knowingly withheld that would affect the quality of the data.

Brian Ford
Project Manager

## Sample Delivery Group (SDG) Narrative

**Insufficient sample volume to perform MS/MSD analyses per method QC requirements.**

| Lab Sample ID | Project Sample ID | Method |
|---|---|---|
| L1739373-04 | R-067A | 8260B |

## Gravimetric Analysis by Method 2540 C-2011

| Analyte | Result mg/l | Qualifier | RDL mg/l | Dilution | Analysis date / time | Batch |
|---|---|---|---|---|---|---|
| Dissolved Solids | 1080 | | 20.0 | 1 | 05/28/2024 15:06 | WG2294027 |

## Wet Chemistry by Method 9056A

| Analyte | Result mg/l | Qualifier | RDL mg/l | Dilution | Analysis date / time | Batch |
|---|---|---|---|---|---|---|
| Nitrate | 4.99 | | 0.100 | 1 | 05/23/2024 18:18 | WG2291970 |
| Nitrite | 0.105 | | 0.100 | 1 | 05/23/2024 18:18 | WG2291970 |
| Sulfate | 360 | | 50.0 | 10 | 05/24/2024 00:53 | WG2291970 |

## Metals (ICP) by Method 6010D

| Analyte | Result mg/l | Qualifier | RDL mg/l | Dilution | Analysis date / time | Batch |
|---|---|---|---|---|---|---|
| Iron | ND | | 0.100 | 1 | 05/31/2024 08:16 | WG2294948 |

## Volatile Organic Compounds (GC) by Method RSK175

| Analyte | Result mg/l | Qualifier | RDL mg/l | Dilution | Analysis date / time | Batch |
|---|---|---|---|---|---|---|
| Methane | ND | | 0.0100 | 1 | 05/30/2024 15:10 | WG2294725 |
| Ethane | ND | | 0.0130 | 1 | 05/30/2024 15:10 | WG2294725 |
| Ethene | ND | | 0.0130 | 1 | 05/30/2024 15:10 | WG2294725 |

## Volatile Organic Compounds (GC/MS) by Method 8260B

| Analyte | Result mg/l | Qualifier | RDL mg/l | Dilution | Analysis date / time | Batch |
|---|---|---|---|---|---|---|
| Acetone | ND | | 0.0500 | 1 | 05/30/2024 11:04 | WG2295328 |
| Acrylonitrile | ND | | 0.0100 | 1 | 05/30/2024 11:04 | WG2295328 |
| Benzene | ND | | 0.00100 | 1 | 05/30/2024 11:04 | WG2295328 |
| Bromobenzene | ND | | 0.00100 | 1 | 05/30/2024 11:04 | WG2295328 |
| Bromochloromethane | ND | | 0.00100 | 1 | 05/30/2024 11:04 | WG2295328 |
| Bromodichloromethane | ND | | 0.00100 | 1 | 05/30/2024 11:04 | WG2295328 |
| Bromoform | ND | | 0.00100 | 1 | 05/30/2024 11:04 | WG2295328 |
| Bromomethane | ND | R5 | 0.00500 | 1 | 05/30/2024 11:04 | WG2295328 |
| n-Butylbenzene | ND | | 0.00100 | 1 | 05/30/2024 11:04 | WG2295328 |
| sec-Butylbenzene | ND | | 0.00100 | 1 | 05/30/2024 11:04 | WG2295328 |
| tert-Butylbenzene | ND | | 0.00100 | 1 | 05/30/2024 11:04 | WG2295328 |
| Carbon tetrachloride | ND | | 0.00100 | 1 | 05/30/2024 11:04 | WG2295328 |
| Carbon disulfide | ND | | 0.00100 | 1 | 05/30/2024 11:04 | WG2295328 |
| Chlorobenzene | ND | | 0.00100 | 1 | 05/30/2024 11:04 | WG2295328 |
| Chlorodibromomethane | ND | | 0.00100 | 1 | 05/30/2024 11:04 | WG2295328 |
| Chloroethane | ND | | 0.00500 | 1 | 05/30/2024 11:04 | WG2295328 |
| Chloroform | ND | | 0.00500 | 1 | 05/30/2024 11:04 | WG2295328 |
| Chloromethane | ND | | 0.00250 | 1 | 05/30/2024 11:04 | WG2295328 |
| 1,2-Dibromo-3-Chloropropane | ND | | 0.00500 | 1 | 05/30/2024 11:04 | WG2295328 |
| 1,2-Dibromoethane | ND | | 0.00100 | 1 | 05/30/2024 11:04 | WG2295328 |
| Dibromomethane | ND | | 0.00100 | 1 | 05/30/2024 11:04 | WG2295328 |
| 1,2-Dichlorobenzene | ND | | 0.00100 | 1 | 05/30/2024 11:04 | WG2295328 |
| 1,3-Dichlorobenzene | ND | | 0.00100 | 1 | 05/30/2024 11:04 | WG2295328 |
| 1,4-Dichlorobenzene | ND | | 0.00100 | 1 | 05/30/2024 11:04 | WG2295328 |
| trans-1,4-Dichloro-2-butene | ND | | 0.00250 | 1 | 05/30/2024 11:04 | WG2295328 |
| Dichlorodifluoromethane | ND | | 0.00500 | 1 | 05/30/2024 11:04 | WG2295328 |
| 1,1-Dichloroethane | ND | | 0.00100 | 1 | 05/30/2024 11:04 | WG2295328 |
| 1,2-Dichloroethane | ND | | 0.00100 | 1 | 05/30/2024 11:04 | WG2295328 |
| 1,1-Dichloroethene | ND | | 0.00100 | 1 | 05/30/2024 11:04 | WG2295328 |
| cis-1,2-Dichloroethene | ND | | 0.00100 | 1 | 05/30/2024 11:04 | WG2295328 |

## Volatile Organic Compounds (GC/MS) by Method 8260B

| Analyte | Result mg/l | Qualifier | RDL mg/l | Dilution | Analysis date / time | Batch |
|---|---|---|---|---|---|---|
| trans-1,2-Dichloroethene | ND | | 0.00100 | 1 | 05/30/2024 11:04 | WG2295328 |
| 1,2-Dichloropropane | ND | | 0.00100 | 1 | 05/30/2024 11:04 | WG2295328 |
| cis-1,3-Dichloropropene | ND | | 0.00100 | 1 | 05/30/2024 11:04 | WG2295328 |
| trans-1,3-Dichloropropene | ND | | 0.00100 | 1 | 05/30/2024 11:04 | WG2295328 |
| Ethylbenzene | ND | | 0.00100 | 1 | 05/30/2024 11:04 | WG2295328 |
| Hexachloro-1,3-butadiene | ND | | 0.00100 | 1 | 05/30/2024 11:04 | WG2295328 |
| 2-Hexanone | ND | | 0.0100 | 1 | 05/30/2024 11:04 | WG2295328 |
| 2-Butanone (MEK) | ND | | 0.0100 | 1 | 05/30/2024 11:04 | WG2295328 |
| Iodomethane | ND | M2 | 0.0100 | 1 | 05/30/2024 11:04 | WG2295328 |
| Methylene Chloride | ND | | 0.00500 | 1 | 05/30/2024 11:04 | WG2295328 |
| 4-Methyl-2-pentanone (MIBK) | ND | | 0.0100 | 1 | 05/30/2024 11:04 | WG2295328 |
| Naphthalene | ND | | 0.00500 | 1 | 05/30/2024 11:04 | WG2295328 |
| n-Propylbenzene | ND | | 0.00100 | 1 | 05/30/2024 11:04 | WG2295328 |
| Styrene | ND | | 0.00100 | 1 | 05/30/2024 11:04 | WG2295328 |
| 1,1,1,2-Tetrachloroethane | ND | | 0.00100 | 1 | 05/30/2024 11:04 | WG2295328 |
| 1,1,2,2-Tetrachloroethane | ND | | 0.00100 | 1 | 05/30/2024 11:04 | WG2295328 |
| 1,1,2-Trichlorotrifluoroethane | ND | | 0.00100 | 1 | 05/30/2024 11:04 | WG2295328 |
| Tetrachloroethene | ND | | 0.00100 | 1 | 05/30/2024 11:04 | WG2295328 |
| Toluene | ND | | 0.00100 | 1 | 05/30/2024 11:04 | WG2295328 |
| 1,2,4-Trichlorobenzene | ND | | 0.00100 | 1 | 05/30/2024 11:04 | WG2295328 |
| 1,1,1-Trichloroethane | ND | | 0.00100 | 1 | 05/30/2024 11:04 | WG2295328 |
| 1,1,2-Trichloroethane | ND | | 0.00100 | 1 | 05/30/2024 11:04 | WG2295328 |
| Trichloroethene | ND | | 0.00100 | 1 | 05/30/2024 11:04 | WG2295328 |
| Trichlorofluoromethane | ND | | 0.00500 | 1 | 05/30/2024 11:04 | WG2295328 |
| 1,2,3-Trichloropropane | ND | | 0.00250 | 1 | 05/30/2024 11:04 | WG2295328 |
| 1,2,4-Trimethylbenzene | ND | | 0.00100 | 1 | 05/30/2024 11:04 | WG2295328 |
| 1,3,5-Trimethylbenzene | ND | | 0.00100 | 1 | 05/30/2024 11:04 | WG2295328 |
| Vinyl acetate | ND | | 0.0100 | 1 | 05/30/2024 11:04 | WG2295328 |
| Vinyl chloride | ND | | 0.00100 | 1 | 05/30/2024 11:04 | WG2295328 |
| Xylenes, Total | ND | | 0.00300 | 1 | 05/30/2024 11:04 | WG2295328 |
| Di-isopropyl ether | ND | | 0.00100 | 1 | 05/30/2024 11:04 | WG2295328 |
| Ethanol | ND | | 0.100 | 1 | 05/30/2024 11:04 | WG2295328 |
| Ethyl tert-butyl ether | ND | | 0.00100 | 1 | 05/30/2024 11:04 | WG2295328 |
| Methyl tert-butyl ether | 0.0278 | | 0.00100 | 1 | 05/30/2024 11:04 | WG2295328 |
| tert-Butyl alcohol | 0.191 | | 0.00500 | 1 | 05/30/2024 11:04 | WG2295328 |
| tert-Amyl Methyl Ether | 0.00859 | | 0.00100 | 1 | 05/30/2024 11:04 | WG2295328 |
| *(S) Toluene-d8* | *108* | | *80.0-120* | | *05/30/2024 11:04* | WG2295328 |
| *(S) 4-Bromofluorobenzene* | *102* | | *77.0-126* | | *05/30/2024 11:04* | WG2295328 |
| *(S) 1,2-Dichloroethane-d4* | *104* | | *70.0-130* | | *05/30/2024 11:04* | WG2295328 |

## Gravimetric Analysis by Method 2540 C-2011

| Analyte | Result | Qualifier | RDL | Dilution | Analysis | Batch |
|---|---|---|---|---|---|---|
| | mg/l | | mg/l | | date / time | |
| Dissolved Solids | 629 | | 13.3 | 1 | 05/28/2024 15:06 | WG2294027 |

## Wet Chemistry by Method 9056A

| Analyte | Result | Qualifier | RDL | Dilution | Analysis | Batch |
|---|---|---|---|---|---|---|
| | mg/l | | mg/l | | date / time | |
| Nitrate | 3.27 | | 0.100 | 1 | 05/23/2024 19:24 | WG2291970 |
| Nitrite | ND | | 0.100 | 1 | 05/23/2024 19:24 | WG2291970 |
| Sulfate | 198 | | 5.00 | 1 | 05/23/2024 19:24 | WG2291970 |

## Metals (ICP) by Method 6010D

| Analyte | Result | Qualifier | RDL | Dilution | Analysis | Batch |
|---|---|---|---|---|---|---|
| | mg/l | | mg/l | | date / time | |
| Iron | ND | | 0.100 | 1 | 05/31/2024 08:58 | WG2294948 |

## Volatile Organic Compounds (GC) by Method RSK175

| Analyte | Result | Qualifier | RDL | Dilution | Analysis | Batch |
|---|---|---|---|---|---|---|
| | mg/l | | mg/l | | date / time | |
| Methane | ND | | 0.0100 | 1 | 05/30/2024 15:14 | WG2294725 |
| Ethane | ND | | 0.0130 | 1 | 05/30/2024 15:14 | WG2294725 |
| Ethene | ND | | 0.0130 | 1 | 05/30/2024 15:14 | WG2294725 |

## Volatile Organic Compounds (GC/MS) by Method 8260B

| Analyte | Result | Qualifier | RDL | Dilution | Analysis | Batch |
|---|---|---|---|---|---|---|
| | mg/l | | mg/l | | date / time | |
| Acetone | ND | R7 | 0.0500 | 1 | 05/30/2024 11:26 | WG2295328 |
| Acrylonitrile | ND | | 0.0100 | 1 | 05/30/2024 11:26 | WG2295328 |
| Benzene | ND | | 0.00100 | 1 | 05/30/2024 11:26 | WG2295328 |
| Bromobenzene | ND | | 0.00100 | 1 | 05/30/2024 11:26 | WG2295328 |
| Bromochloromethane | ND | | 0.00100 | 1 | 05/30/2024 11:26 | WG2295328 |
| Bromodichloromethane | ND | | 0.00100 | 1 | 05/30/2024 11:26 | WG2295328 |
| Bromoform | ND | | 0.00100 | 1 | 05/30/2024 11:26 | WG2295328 |
| Bromomethane | ND | | 0.00500 | 1 | 05/30/2024 11:26 | WG2295328 |
| n-Butylbenzene | ND | | 0.00100 | 1 | 05/30/2024 11:26 | WG2295328 |
| sec-Butylbenzene | ND | | 0.00100 | 1 | 05/30/2024 11:26 | WG2295328 |
| tert-Butylbenzene | ND | | 0.00100 | 1 | 05/30/2024 11:26 | WG2295328 |
| Carbon tetrachloride | ND | | 0.00100 | 1 | 05/30/2024 11:26 | WG2295328 |
| Carbon disulfide | ND | | 0.00100 | 1 | 05/30/2024 11:26 | WG2295328 |
| Chlorobenzene | ND | | 0.00100 | 1 | 05/30/2024 11:26 | WG2295328 |
| Chlorodibromomethane | ND | | 0.00100 | 1 | 05/30/2024 11:26 | WG2295328 |
| Chloroethane | ND | | 0.00500 | 1 | 05/30/2024 11:26 | WG2295328 |
| Chloroform | ND | | 0.00500 | 1 | 05/30/2024 11:26 | WG2295328 |
| Chloromethane | ND | | 0.00250 | 1 | 05/30/2024 11:26 | WG2295328 |
| 1,2-Dibromo-3-Chloropropane | ND | | 0.00500 | 1 | 05/30/2024 11:26 | WG2295328 |
| 1,2-Dibromoethane | ND | | 0.00100 | 1 | 05/30/2024 11:26 | WG2295328 |
| Dibromomethane | ND | | 0.00100 | 1 | 05/30/2024 11:26 | WG2295328 |
| 1,2-Dichlorobenzene | ND | | 0.00100 | 1 | 05/30/2024 11:26 | WG2295328 |
| 1,3-Dichlorobenzene | ND | | 0.00100 | 1 | 05/30/2024 11:26 | WG2295328 |
| 1,4-Dichlorobenzene | ND | | 0.00100 | 1 | 05/30/2024 11:26 | WG2295328 |
| trans-1,4-Dichloro-2-butene | ND | | 0.00250 | 1 | 05/30/2024 11:26 | WG2295328 |
| Dichlorodifluoromethane | ND | R7 | 0.00500 | 1 | 05/30/2024 11:26 | WG2295328 |
| 1,1-Dichloroethane | ND | | 0.00100 | 1 | 05/30/2024 11:26 | WG2295328 |
| 1,2-Dichloroethane | ND | | 0.00100 | 1 | 05/30/2024 11:26 | WG2295328 |
| 1,1-Dichloroethene | ND | | 0.00100 | 1 | 05/30/2024 11:26 | WG2295328 |
| cis-1,2-Dichloroethene | ND | | 0.00100 | 1 | 05/30/2024 11:26 | WG2295328 |

## Volatile Organic Compounds (GC/MS) by Method 8260B

| Analyte | Result mg/l | Qualifier | RDL mg/l | Dilution | Analysis date / time | Batch |
|---|---|---|---|---|---|---|
| trans-1,2-Dichloroethene | ND | | 0.00100 | 1 | 05/30/2024 11:26 | WG2295328 |
| 1,2-Dichloropropane | ND | | 0.00100 | 1 | 05/30/2024 11:26 | WG2295328 |
| cis-1,3-Dichloropropene | ND | | 0.00100 | 1 | 05/30/2024 11:26 | WG2295328 |
| trans-1,3-Dichloropropene | ND | | 0.00100 | 1 | 05/30/2024 11:26 | WG2295328 |
| Ethylbenzene | ND | | 0.00100 | 1 | 05/30/2024 11:26 | WG2295328 |
| Hexachloro-1,3-butadiene | ND | | 0.00100 | 1 | 05/30/2024 11:26 | WG2295328 |
| 2-Hexanone | ND | R7 | 0.0100 | 1 | 05/30/2024 11:26 | WG2295328 |
| 2-Butanone (MEK) | ND | R7 | 0.0100 | 1 | 05/30/2024 11:26 | WG2295328 |
| Iodomethane | ND | | 0.0100 | 1 | 05/30/2024 11:26 | WG2295328 |
| Methylene Chloride | ND | | 0.00500 | 1 | 05/30/2024 11:26 | WG2295328 |
| 4-Methyl-2-pentanone (MIBK) | ND | | 0.0100 | 1 | 05/30/2024 11:26 | WG2295328 |
| Naphthalene | ND | | 0.00500 | 1 | 05/30/2024 11:26 | WG2295328 |
| n-Propylbenzene | ND | | 0.00100 | 1 | 05/30/2024 11:26 | WG2295328 |
| Styrene | ND | | 0.00100 | 1 | 05/30/2024 11:26 | WG2295328 |
| 1,1,1,2-Tetrachloroethane | ND | | 0.00100 | 1 | 05/30/2024 11:26 | WG2295328 |
| 1,1,2,2-Tetrachloroethane | ND | | 0.00100 | 1 | 05/30/2024 11:26 | WG2295328 |
| 1,1,2-Trichlorotrifluoroethane | ND | | 0.00100 | 1 | 05/30/2024 11:26 | WG2295328 |
| Tetrachloroethene | ND | | 0.00100 | 1 | 05/30/2024 11:26 | WG2295328 |
| Toluene | ND | | 0.00100 | 1 | 05/30/2024 11:26 | WG2295328 |
| 1,2,4-Trichlorobenzene | ND | | 0.00100 | 1 | 05/30/2024 11:26 | WG2295328 |
| 1,1,1-Trichloroethane | ND | | 0.00100 | 1 | 05/30/2024 11:26 | WG2295328 |
| 1,1,2-Trichloroethane | ND | | 0.00100 | 1 | 05/30/2024 11:26 | WG2295328 |
| Trichloroethene | ND | | 0.00100 | 1 | 05/30/2024 11:26 | WG2295328 |
| Trichlorofluoromethane | ND | | 0.00500 | 1 | 05/30/2024 11:26 | WG2295328 |
| 1,2,3-Trichloropropane | ND | | 0.00250 | 1 | 05/30/2024 11:26 | WG2295328 |
| 1,2,4-Trimethylbenzene | ND | | 0.00100 | 1 | 05/30/2024 11:26 | WG2295328 |
| 1,3,5-Trimethylbenzene | ND | | 0.00100 | 1 | 05/30/2024 11:26 | WG2295328 |
| Vinyl acetate | ND | R7 | 0.0100 | 1 | 05/30/2024 11:26 | WG2295328 |
| Vinyl chloride | ND | | 0.00100 | 1 | 05/30/2024 11:26 | WG2295328 |
| Xylenes, Total | ND | | 0.00300 | 1 | 05/30/2024 11:26 | WG2295328 |
| Di-isopropyl ether | ND | | 0.00100 | 1 | 05/30/2024 11:26 | WG2295328 |
| Ethanol | ND | R7 | 0.100 | 1 | 05/30/2024 11:26 | WG2295328 |
| Ethyl tert-butyl ether | ND | | 0.00100 | 1 | 05/30/2024 11:26 | WG2295328 |
| Methyl tert-butyl ether | ND | | 0.00100 | 1 | 05/30/2024 11:26 | WG2295328 |
| tert-Butyl alcohol | ND | | 0.00500 | 1 | 05/30/2024 11:26 | WG2295328 |
| tert-Amyl Methyl Ether | ND | | 0.00100 | 1 | 05/30/2024 11:26 | WG2295328 |
| *(S) Toluene-d8* | *110* | | *80.0-120* | | *05/30/2024 11:26* | WG2295328 |
| *(S) 4-Bromofluorobenzene* | *103* | | *77.0-126* | | *05/30/2024 11:26* | WG2295328 |
| *(S) 1,2-Dichloroethane-d4* | *106* | | *70.0-130* | | *05/30/2024 11:26* | WG2295328 |

## Gravimetric Analysis by Method 2540 C-2011

| Analyte | Result | Qualifier | RDL | Dilution | Analysis | Batch |
|---|---|---|---|---|---|---|
| | mg/l | | mg/l | | date / time | |
| Dissolved Solids | 823 | | 13.3 | 1 | 05/28/2024 16:50 | WG2294025 |

## Wet Chemistry by Method 9056A

| Analyte | Result | Qualifier | RDL | Dilution | Analysis | Batch |
|---|---|---|---|---|---|---|
| | mg/l | | mg/l | | date / time | |
| Nitrate | ND | | 0.100 | 1 | 05/23/2024 19:40 | WG2291970 |
| Nitrite | ND | | 0.100 | 1 | 05/23/2024 19:40 | WG2291970 |
| Sulfate | 286 | | 25.0 | 5 | 05/31/2024 15:18 | WG2295579 |

## Metals (ICP) by Method 6010D

| Analyte | Result | Qualifier | RDL | Dilution | Analysis | Batch |
|---|---|---|---|---|---|---|
| | mg/l | | mg/l | | date / time | |
| Iron | 0.252 | | 0.100 | 1 | 05/31/2024 09:00 | WG2294948 |

## Volatile Organic Compounds (GC) by Method RSK175

| Analyte | Result | Qualifier | RDL | Dilution | Analysis | Batch |
|---|---|---|---|---|---|---|
| | mg/l | | mg/l | | date / time | |
| Methane | 0.0444 | | 0.0100 | 1 | 05/30/2024 15:17 | WG2294725 |
| Ethane | ND | | 0.0130 | 1 | 05/30/2024 15:17 | WG2294725 |
| Ethene | ND | | 0.0130 | 1 | 05/30/2024 15:17 | WG2294725 |

## Volatile Organic Compounds (GC/MS) by Method 8260B

| Analyte | Result | Qualifier | RDL | Dilution | Analysis | Batch |
|---|---|---|---|---|---|---|
| | mg/l | | mg/l | | date / time | |
| Acetone | ND | R7 | 1.00 | 20 | 05/30/2024 15:35 | WG2295328 |
| Acrylonitrile | ND | | 0.200 | 20 | 05/30/2024 15:35 | WG2295328 |
| Benzene | ND | | 0.0200 | 20 | 05/30/2024 15:35 | WG2295328 |
| Bromobenzene | ND | | 0.0200 | 20 | 05/30/2024 15:35 | WG2295328 |
| Bromochloromethane | ND | | 0.0200 | 20 | 05/30/2024 15:35 | WG2295328 |
| Bromodichloromethane | ND | | 0.0200 | 20 | 05/30/2024 15:35 | WG2295328 |
| Bromoform | ND | | 0.0200 | 20 | 05/30/2024 15:35 | WG2295328 |
| Bromomethane | ND | | 0.100 | 20 | 05/30/2024 15:35 | WG2295328 |
| n-Butylbenzene | ND | | 0.0200 | 20 | 05/30/2024 15:35 | WG2295328 |
| sec-Butylbenzene | ND | | 0.0200 | 20 | 05/30/2024 15:35 | WG2295328 |
| tert-Butylbenzene | ND | | 0.0200 | 20 | 05/30/2024 15:35 | WG2295328 |
| Carbon tetrachloride | ND | | 0.0200 | 20 | 05/30/2024 15:35 | WG2295328 |
| Carbon disulfide | ND | | 0.0200 | 20 | 05/30/2024 15:35 | WG2295328 |
| Chlorobenzene | ND | | 0.0200 | 20 | 05/30/2024 15:35 | WG2295328 |
| Chlorodibromomethane | ND | | 0.0200 | 20 | 05/30/2024 15:35 | WG2295328 |
| Chloroethane | ND | | 0.100 | 20 | 05/30/2024 15:35 | WG2295328 |
| Chloroform | ND | | 0.100 | 20 | 05/30/2024 15:35 | WG2295328 |
| Chloromethane | ND | | 0.0500 | 20 | 05/30/2024 15:35 | WG2295328 |
| 1,2-Dibromo-3-Chloropropane | ND | | 0.100 | 20 | 05/30/2024 15:35 | WG2295328 |
| 1,2-Dibromoethane | ND | | 0.0200 | 20 | 05/30/2024 15:35 | WG2295328 |
| Dibromomethane | ND | | 0.0200 | 20 | 05/30/2024 15:35 | WG2295328 |
| 1,2-Dichlorobenzene | ND | | 0.0200 | 20 | 05/30/2024 15:35 | WG2295328 |
| 1,3-Dichlorobenzene | ND | | 0.0200 | 20 | 05/30/2024 15:35 | WG2295328 |
| 1,4-Dichlorobenzene | ND | | 0.0200 | 20 | 05/30/2024 15:35 | WG2295328 |
| trans-1,4-Dichloro-2-butene | ND | | 0.0500 | 20 | 05/30/2024 15:35 | WG2295328 |
| Dichlorodifluoromethane | ND | R7 | 0.100 | 20 | 05/30/2024 15:35 | WG2295328 |
| 1,1-Dichloroethane | ND | | 0.0200 | 20 | 05/30/2024 15:35 | WG2295328 |
| 1,2-Dichloroethane | ND | | 0.0200 | 20 | 05/30/2024 15:35 | WG2295328 |
| 1,1-Dichloroethene | ND | | 0.0200 | 20 | 05/30/2024 15:35 | WG2295328 |
| cis-1,2-Dichloroethene | ND | | 0.0200 | 20 | 05/30/2024 15:35 | WG2295328 |

## Volatile Organic Compounds (GC/MS) by Method 8260B

| Analyte | Result mg/l | Qualifier | RDL mg/l | Dilution | Analysis date / time | Batch |
|---|---|---|---|---|---|---|
| trans-1,2-Dichloroethene | ND | | 0.0200 | 20 | 05/30/2024 15:35 | WG2295328 |
| 1,2-Dichloropropane | ND | | 0.0200 | 20 | 05/30/2024 15:35 | WG2295328 |
| cis-1,3-Dichloropropene | ND | | 0.0200 | 20 | 05/30/2024 15:35 | WG2295328 |
| trans-1,3-Dichloropropene | ND | | 0.0200 | 20 | 05/30/2024 15:35 | WG2295328 |
| Ethylbenzene | ND | | 0.0200 | 20 | 05/30/2024 15:35 | WG2295328 |
| Hexachloro-1,3-butadiene | ND | | 0.0200 | 20 | 05/30/2024 15:35 | WG2295328 |
| 2-Hexanone | ND | R7 | 0.200 | 20 | 05/30/2024 15:35 | WG2295328 |
| 2-Butanone (MEK) | ND | R7 | 0.200 | 20 | 05/30/2024 15:35 | WG2295328 |
| Iodomethane | ND | | 0.200 | 20 | 05/30/2024 15:35 | WG2295328 |
| Methylene Chloride | ND | | 0.100 | 20 | 05/30/2024 15:35 | WG2295328 |
| 4-Methyl-2-pentanone (MIBK) | ND | | 0.200 | 20 | 05/30/2024 15:35 | WG2295328 |
| Naphthalene | ND | | 0.100 | 20 | 05/30/2024 15:35 | WG2295328 |
| n-Propylbenzene | ND | | 0.0200 | 20 | 05/30/2024 15:35 | WG2295328 |
| Styrene | ND | | 0.0200 | 20 | 05/30/2024 15:35 | WG2295328 |
| 1,1,1,2-Tetrachloroethane | ND | | 0.0200 | 20 | 05/30/2024 15:35 | WG2295328 |
| 1,1,2,2-Tetrachloroethane | ND | | 0.0200 | 20 | 05/30/2024 15:35 | WG2295328 |
| 1,1,2-Trichlorotrifluoroethane | ND | | 0.0200 | 20 | 05/30/2024 15:35 | WG2295328 |
| Tetrachloroethene | ND | | 0.0200 | 20 | 05/30/2024 15:35 | WG2295328 |
| Toluene | ND | | 0.0200 | 20 | 05/30/2024 15:35 | WG2295328 |
| 1,2,4-Trichlorobenzene | ND | | 0.0200 | 20 | 05/30/2024 15:35 | WG2295328 |
| 1,1,1-Trichloroethane | ND | | 0.0200 | 20 | 05/30/2024 15:35 | WG2295328 |
| 1,1,2-Trichloroethane | ND | | 0.0200 | 20 | 05/30/2024 15:35 | WG2295328 |
| Trichloroethene | ND | | 0.0200 | 20 | 05/30/2024 15:35 | WG2295328 |
| Trichlorofluoromethane | ND | | 0.100 | 20 | 05/30/2024 15:35 | WG2295328 |
| 1,2,3-Trichloropropane | ND | | 0.0500 | 20 | 05/30/2024 15:35 | WG2295328 |
| 1,2,4-Trimethylbenzene | ND | | 0.0200 | 20 | 05/30/2024 15:35 | WG2295328 |
| 1,3,5-Trimethylbenzene | ND | | 0.0200 | 20 | 05/30/2024 15:35 | WG2295328 |
| Vinyl acetate | ND | R7 | 0.200 | 20 | 05/30/2024 15:35 | WG2295328 |
| Vinyl chloride | ND | | 0.0200 | 20 | 05/30/2024 15:35 | WG2295328 |
| Xylenes, Total | ND | | 0.0600 | 20 | 05/30/2024 15:35 | WG2295328 |
| Di-isopropyl ether | ND | | 0.0200 | 20 | 05/30/2024 15:35 | WG2295328 |
| Ethanol | ND | R7 | 2.00 | 20 | 05/30/2024 15:35 | WG2295328 |
| Ethyl tert-butyl ether | ND | | 0.0200 | 20 | 05/30/2024 15:35 | WG2295328 |
| Methyl tert-butyl ether | 0.416 | | 0.0200 | 20 | 05/30/2024 15:35 | WG2295328 |
| tert-Butyl alcohol | 2.75 | | 0.100 | 20 | 05/30/2024 15:35 | WG2295328 |
| tert-Amyl Methyl Ether | 0.0614 | | 0.0200 | 20 | 05/30/2024 15:35 | WG2295328 |
| *(S) Toluene-d8* | *110* | | *80.0-120* | | *05/30/2024 15:35* | WG2295328 |
| *(S) 4-Bromofluorobenzene* | *101* | | *77.0-126* | | *05/30/2024 15:35* | WG2295328 |
| *(S) 1,2-Dichloroethane-d4* | *104* | | *70.0-130* | | *05/30/2024 15:35* | WG2295328 |

**Sample Narrative:**

L1739373-03 WG2295328: Non-target compounds too high to run at a lower dilution.

## Gravimetric Analysis by Method 2540 C-2011

| Analyte | Result | Qualifier | RDL | Dilution | Analysis | Batch |
|---|---|---|---|---|---|---|
| | mg/l | | mg/l | | date / time | |
| Dissolved Solids | 836 | | 13.3 | 1 | 05/28/2024 15:45 | WG2294031 |

## Wet Chemistry by Method 9056A

| Analyte | Result | Qualifier | RDL | Dilution | Analysis | Batch |
|---|---|---|---|---|---|---|
| | mg/l | | mg/l | | date / time | |
| Nitrate | ND | | 0.100 | 1 | 05/23/2024 19:57 | WG2291970 |
| Nitrite | ND | | 0.100 | 1 | 05/23/2024 19:57 | WG2291970 |
| Sulfate | 305 | | 25.0 | 5 | 05/31/2024 15:31 | WG2295579 |

## Metals (ICP) by Method 6010D

| Analyte | Result | Qualifier | RDL | Dilution | Analysis | Batch |
|---|---|---|---|---|---|---|
| | mg/l | | mg/l | | date / time | |
| Iron | 1.69 | | 0.100 | 1 | 05/31/2024 09:01 | WG2294948 |

## Volatile Organic Compounds (GC) by Method RSK175

| Analyte | Result | Qualifier | RDL | Dilution | Analysis | Batch |
|---|---|---|---|---|---|---|
| | mg/l | | mg/l | | date / time | |
| Methane | 0.0667 | | 0.0100 | 1 | 05/30/2024 15:23 | WG2294725 |
| Ethane | ND | | 0.0130 | 1 | 05/30/2024 15:23 | WG2294725 |
| Ethene | ND | | 0.0130 | 1 | 05/30/2024 15:23 | WG2294725 |

## Volatile Organic Compounds (GC/MS) by Method 8260B

| Analyte | Result | Qualifier | RDL | Dilution | Analysis | Batch |
|---|---|---|---|---|---|---|
| | mg/l | | mg/l | | date / time | |
| Acetone | ND | | 1.25 | 25 | 06/01/2024 15:57 | WG2296348 |
| Acrylonitrile | ND | | 0.250 | 25 | 06/01/2024 15:57 | WG2296348 |
| Benzene | ND | | 0.0250 | 25 | 06/01/2024 15:57 | WG2296348 |
| Bromobenzene | ND | | 0.0250 | 25 | 06/01/2024 15:57 | WG2296348 |
| Bromochloromethane | ND | | 0.0250 | 25 | 06/01/2024 15:57 | WG2296348 |
| Bromodichloromethane | ND | | 0.0250 | 25 | 06/01/2024 15:57 | WG2296348 |
| Bromoform | ND | | 0.0250 | 25 | 06/01/2024 15:57 | WG2296348 |
| Bromomethane | ND | | 0.125 | 25 | 06/01/2024 15:57 | WG2296348 |
| n-Butylbenzene | ND | | 0.0250 | 25 | 06/01/2024 15:57 | WG2296348 |
| sec-Butylbenzene | ND | | 0.0250 | 25 | 06/01/2024 15:57 | WG2296348 |
| tert-Butylbenzene | ND | | 0.0250 | 25 | 06/01/2024 15:57 | WG2296348 |
| Carbon tetrachloride | ND | | 0.0250 | 25 | 06/01/2024 15:57 | WG2296348 |
| Carbon disulfide | ND | | 0.0250 | 25 | 06/01/2024 15:57 | WG2296348 |
| Chlorobenzene | ND | | 0.0250 | 25 | 06/01/2024 15:57 | WG2296348 |
| Chlorodibromomethane | ND | | 0.0250 | 25 | 06/01/2024 15:57 | WG2296348 |
| Chloroethane | ND | | 0.125 | 25 | 06/01/2024 15:57 | WG2296348 |
| Chloroform | ND | | 0.125 | 25 | 06/01/2024 15:57 | WG2296348 |
| Chloromethane | ND | | 0.0625 | 25 | 06/01/2024 15:57 | WG2296348 |
| 1,2-Dibromo-3-Chloropropane | ND | | 0.125 | 25 | 06/01/2024 15:57 | WG2296348 |
| 1,2-Dibromoethane | ND | | 0.0250 | 25 | 06/01/2024 15:57 | WG2296348 |
| Dibromomethane | ND | | 0.0250 | 25 | 06/01/2024 15:57 | WG2296348 |
| 1,2-Dichlorobenzene | ND | | 0.0250 | 25 | 06/01/2024 15:57 | WG2296348 |
| 1,3-Dichlorobenzene | ND | | 0.0250 | 25 | 06/01/2024 15:57 | WG2296348 |
| 1,4-Dichlorobenzene | ND | | 0.0250 | 25 | 06/01/2024 15:57 | WG2296348 |
| trans-1,4-Dichloro-2-butene | ND | | 0.0625 | 25 | 06/01/2024 15:57 | WG2296348 |
| Dichlorodifluoromethane | ND | | 0.125 | 25 | 06/01/2024 15:57 | WG2296348 |
| 1,1-Dichloroethane | ND | | 0.0250 | 25 | 06/01/2024 15:57 | WG2296348 |
| 1,2-Dichloroethane | ND | | 0.0250 | 25 | 06/01/2024 15:57 | WG2296348 |
| 1,1-Dichloroethene | ND | | 0.0250 | 25 | 06/01/2024 15:57 | WG2296348 |
| cis-1,2-Dichloroethene | ND | | 0.0250 | 25 | 06/01/2024 15:57 | WG2296348 |

## Volatile Organic Compounds (GC/MS) by Method 8260B

| Analyte | Result mg/l | Qualifier | RDL mg/l | Dilution | Analysis date / time | Batch |
|---|---|---|---|---|---|---|
| trans-1,2-Dichloroethene | ND | | 0.0250 | 25 | 06/01/2024 15:57 | WG2296348 |
| 1,2-Dichloropropane | ND | | 0.0250 | 25 | 06/01/2024 15:57 | WG2296348 |
| cis-1,3-Dichloropropene | ND | | 0.0250 | 25 | 06/01/2024 15:57 | WG2296348 |
| trans-1,3-Dichloropropene | ND | | 0.0250 | 25 | 06/01/2024 15:57 | WG2296348 |
| Ethylbenzene | ND | | 0.0250 | 25 | 06/01/2024 15:57 | WG2296348 |
| Hexachloro-1,3-butadiene | ND | | 0.0250 | 25 | 06/01/2024 15:57 | WG2296348 |
| 2-Hexanone | ND | | 0.250 | 25 | 06/01/2024 15:57 | WG2296348 |
| 2-Butanone (MEK) | ND | | 0.250 | 25 | 06/01/2024 15:57 | WG2296348 |
| Iodomethane | ND | L2 | 0.250 | 25 | 06/01/2024 15:57 | WG2296348 |
| Methylene Chloride | ND | | 0.125 | 25 | 06/01/2024 15:57 | WG2296348 |
| 4-Methyl-2-pentanone (MIBK) | ND | | 0.250 | 25 | 06/01/2024 15:57 | WG2296348 |
| Naphthalene | ND | | 0.125 | 25 | 06/01/2024 15:57 | WG2296348 |
| n-Propylbenzene | ND | | 0.0250 | 25 | 06/01/2024 15:57 | WG2296348 |
| Styrene | ND | | 0.0250 | 25 | 06/01/2024 15:57 | WG2296348 |
| 1,1,1,2-Tetrachloroethane | ND | | 0.0250 | 25 | 06/01/2024 15:57 | WG2296348 |
| 1,1,2,2-Tetrachloroethane | ND | | 0.0250 | 25 | 06/01/2024 15:57 | WG2296348 |
| 1,1,2-Trichlorotrifluoroethane | ND | | 0.0250 | 25 | 06/01/2024 15:57 | WG2296348 |
| Tetrachloroethene | ND | | 0.0250 | 25 | 06/01/2024 15:57 | WG2296348 |
| Toluene | ND | | 0.0250 | 25 | 06/01/2024 15:57 | WG2296348 |
| 1,2,4-Trichlorobenzene | ND | | 0.0250 | 25 | 06/01/2024 15:57 | WG2296348 |
| 1,1,1-Trichloroethane | ND | | 0.0250 | 25 | 06/01/2024 15:57 | WG2296348 |
| 1,1,2-Trichloroethane | ND | | 0.0250 | 25 | 06/01/2024 15:57 | WG2296348 |
| Trichloroethene | ND | | 0.0250 | 25 | 06/01/2024 15:57 | WG2296348 |
| Trichlorofluoromethane | ND | | 0.125 | 25 | 06/01/2024 15:57 | WG2296348 |
| 1,2,3-Trichloropropane | ND | | 0.0625 | 25 | 06/01/2024 15:57 | WG2296348 |
| 1,2,4-Trimethylbenzene | ND | | 0.0250 | 25 | 06/01/2024 15:57 | WG2296348 |
| 1,3,5-Trimethylbenzene | ND | | 0.0250 | 25 | 06/01/2024 15:57 | WG2296348 |
| Vinyl acetate | ND | | 0.250 | 25 | 06/01/2024 15:57 | WG2296348 |
| Vinyl chloride | ND | | 0.0250 | 25 | 06/01/2024 15:57 | WG2296348 |
| Xylenes, Total | ND | | 0.0750 | 25 | 06/01/2024 15:57 | WG2296348 |
| Di-isopropyl ether | ND | | 0.0250 | 25 | 06/01/2024 15:57 | WG2296348 |
| Ethanol | ND | | 2.50 | 25 | 06/01/2024 15:57 | WG2296348 |
| Ethyl tert-butyl ether | ND | | 0.0250 | 25 | 06/01/2024 15:57 | WG2296348 |
| Methyl tert-butyl ether | 0.124 | | 0.0250 | 25 | 06/01/2024 15:57 | WG2296348 |
| tert-Butyl alcohol | 11.3 | | 0.125 | 25 | 06/01/2024 15:57 | WG2296348 |
| tert-Amyl Methyl Ether | ND | | 0.0250 | 25 | 06/01/2024 15:57 | WG2296348 |
| *(S) Toluene-d8* | *108* | | *80.0-120* | | *06/01/2024 15:57* | WG2296348 |
| *(S) 4-Bromofluorobenzene* | *96.2* | | *77.0-126* | | *06/01/2024 15:57* | WG2296348 |
| *(S) 1,2-Dichloroethane-d4* | *104* | | *70.0-130* | | *06/01/2024 15:57* | WG2296348 |

## Gravimetric Analysis by Method 2540 C-2011

| Analyte | Result | Qualifier | RDL | Dilution | Analysis | Batch |
|---|---|---|---|---|---|---|
| | mg/l | | mg/l | | date / time | |
| Dissolved Solids | 994 | | 20.0 | 1 | 05/28/2024 15:45 | WG2294031 |

## Wet Chemistry by Method 9056A

| Analyte | Result | Qualifier | RDL | Dilution | Analysis | Batch |
|---|---|---|---|---|---|---|
| | mg/l | | mg/l | | date / time | |
| Nitrate | 3.43 | | 0.100 | 1 | 05/23/2024 20:13 | WG2291970 |
| Nitrite | ND | | 0.100 | 1 | 05/23/2024 20:13 | WG2291970 |
| Sulfate | 303 | | 25.0 | 5 | 05/31/2024 15:43 | WG2295579 |

## Metals (ICP) by Method 6010D

| Analyte | Result | Qualifier | RDL | Dilution | Analysis | Batch |
|---|---|---|---|---|---|---|
| | mg/l | | mg/l | | date / time | |
| Iron | 0.151 | | 0.100 | 1 | 05/31/2024 09:03 | WG2294948 |

## Volatile Organic Compounds (GC) by Method RSK175

| Analyte | Result | Qualifier | RDL | Dilution | Analysis | Batch |
|---|---|---|---|---|---|---|
| | mg/l | | mg/l | | date / time | |
| Methane | ND | | 0.0100 | 1 | 05/30/2024 15:52 | WG2294725 |
| Ethane | ND | | 0.0130 | 1 | 05/30/2024 15:52 | WG2294725 |
| Ethene | ND | | 0.0130 | 1 | 05/30/2024 15:52 | WG2294725 |

## Volatile Organic Compounds (GC/MS) by Method 8260B

| Analyte | Result | Qualifier | RDL | Dilution | Analysis | Batch |
|---|---|---|---|---|---|---|
| | mg/l | | mg/l | | date / time | |
| Acetone | ND | R7 | 0.0500 | 1 | 05/30/2024 11:49 | WG2295328 |
| Acrylonitrile | ND | | 0.0100 | 1 | 05/30/2024 11:49 | WG2295328 |
| Benzene | ND | | 0.00100 | 1 | 05/30/2024 11:49 | WG2295328 |
| Bromobenzene | ND | | 0.00100 | 1 | 05/30/2024 11:49 | WG2295328 |
| Bromochloromethane | ND | | 0.00100 | 1 | 05/30/2024 11:49 | WG2295328 |
| Bromodichloromethane | ND | | 0.00100 | 1 | 05/30/2024 11:49 | WG2295328 |
| Bromoform | ND | | 0.00100 | 1 | 05/30/2024 11:49 | WG2295328 |
| Bromomethane | ND | | 0.00500 | 1 | 05/30/2024 11:49 | WG2295328 |
| n-Butylbenzene | ND | | 0.00100 | 1 | 05/30/2024 11:49 | WG2295328 |
| sec-Butylbenzene | ND | | 0.00100 | 1 | 05/30/2024 11:49 | WG2295328 |
| tert-Butylbenzene | ND | | 0.00100 | 1 | 05/30/2024 11:49 | WG2295328 |
| Carbon tetrachloride | ND | | 0.00100 | 1 | 05/30/2024 11:49 | WG2295328 |
| Carbon disulfide | ND | | 0.00100 | 1 | 05/30/2024 11:49 | WG2295328 |
| Chlorobenzene | ND | | 0.00100 | 1 | 05/30/2024 11:49 | WG2295328 |
| Chlorodibromomethane | ND | | 0.00100 | 1 | 05/30/2024 11:49 | WG2295328 |
| Chloroethane | ND | | 0.00500 | 1 | 05/30/2024 11:49 | WG2295328 |
| Chloroform | ND | | 0.00500 | 1 | 05/30/2024 11:49 | WG2295328 |
| Chloromethane | ND | | 0.00250 | 1 | 05/30/2024 11:49 | WG2295328 |
| 1,2-Dibromo-3-Chloropropane | ND | | 0.00500 | 1 | 05/30/2024 11:49 | WG2295328 |
| 1,2-Dibromoethane | ND | | 0.00100 | 1 | 05/30/2024 11:49 | WG2295328 |
| Dibromomethane | ND | | 0.00100 | 1 | 05/30/2024 11:49 | WG2295328 |
| 1,2-Dichlorobenzene | ND | | 0.00100 | 1 | 05/30/2024 11:49 | WG2295328 |
| 1,3-Dichlorobenzene | ND | | 0.00100 | 1 | 05/30/2024 11:49 | WG2295328 |
| 1,4-Dichlorobenzene | ND | | 0.00100 | 1 | 05/30/2024 11:49 | WG2295328 |
| trans-1,4-Dichloro-2-butene | ND | | 0.00250 | 1 | 05/30/2024 11:49 | WG2295328 |
| Dichlorodifluoromethane | ND | R7 | 0.00500 | 1 | 05/30/2024 11:49 | WG2295328 |
| 1,1-Dichloroethane | ND | | 0.00100 | 1 | 05/30/2024 11:49 | WG2295328 |
| 1,2-Dichloroethane | ND | | 0.00100 | 1 | 05/30/2024 11:49 | WG2295328 |
| 1,1-Dichloroethene | ND | | 0.00100 | 1 | 05/30/2024 11:49 | WG2295328 |
| cis-1,2-Dichloroethene | ND | | 0.00100 | 1 | 05/30/2024 11:49 | WG2295328 |

## Volatile Organic Compounds (GC/MS) by Method 8260B

| Analyte | Result mg/l | Qualifier | RDL mg/l | Dilution | Analysis date / time | Batch |
|---|---|---|---|---|---|---|
| trans-1,2-Dichloroethene | ND | | 0.00100 | 1 | 05/30/2024 11:49 | WG2295328 |
| 1,2-Dichloropropane | ND | | 0.00100 | 1 | 05/30/2024 11:49 | WG2295328 |
| cis-1,3-Dichloropropene | ND | | 0.00100 | 1 | 05/30/2024 11:49 | WG2295328 |
| trans-1,3-Dichloropropene | ND | | 0.00100 | 1 | 05/30/2024 11:49 | WG2295328 |
| Ethylbenzene | ND | | 0.00100 | 1 | 05/30/2024 11:49 | WG2295328 |
| Hexachloro-1,3-butadiene | ND | | 0.00100 | 1 | 05/30/2024 11:49 | WG2295328 |
| 2-Hexanone | ND | R7 | 0.0100 | 1 | 05/30/2024 11:49 | WG2295328 |
| 2-Butanone (MEK) | ND | R7 | 0.0100 | 1 | 05/30/2024 11:49 | WG2295328 |
| Iodomethane | ND | | 0.0100 | 1 | 05/30/2024 11:49 | WG2295328 |
| Methylene Chloride | ND | | 0.00500 | 1 | 05/30/2024 11:49 | WG2295328 |
| 4-Methyl-2-pentanone (MIBK) | ND | | 0.0100 | 1 | 05/30/2024 11:49 | WG2295328 |
| Naphthalene | ND | | 0.00500 | 1 | 05/30/2024 11:49 | WG2295328 |
| n-Propylbenzene | ND | | 0.00100 | 1 | 05/30/2024 11:49 | WG2295328 |
| Styrene | ND | | 0.00100 | 1 | 05/30/2024 11:49 | WG2295328 |
| 1,1,1,2-Tetrachloroethane | ND | | 0.00100 | 1 | 05/30/2024 11:49 | WG2295328 |
| 1,1,2,2-Tetrachloroethane | ND | | 0.00100 | 1 | 05/30/2024 11:49 | WG2295328 |
| 1,1,2-Trichlorotrifluoroethane | ND | | 0.00100 | 1 | 05/30/2024 11:49 | WG2295328 |
| Tetrachloroethene | 0.00992 | | 0.00100 | 1 | 05/30/2024 11:49 | WG2295328 |
| Toluene | ND | | 0.00100 | 1 | 05/30/2024 11:49 | WG2295328 |
| 1,2,4-Trichlorobenzene | ND | | 0.00100 | 1 | 05/30/2024 11:49 | WG2295328 |
| 1,1,1-Trichloroethane | ND | | 0.00100 | 1 | 05/30/2024 11:49 | WG2295328 |
| 1,1,2-Trichloroethane | ND | | 0.00100 | 1 | 05/30/2024 11:49 | WG2295328 |
| Trichloroethene | ND | | 0.00100 | 1 | 05/30/2024 11:49 | WG2295328 |
| Trichlorofluoromethane | ND | | 0.00500 | 1 | 05/30/2024 11:49 | WG2295328 |
| 1,2,3-Trichloropropane | ND | | 0.00250 | 1 | 05/30/2024 11:49 | WG2295328 |
| 1,2,4-Trimethylbenzene | ND | | 0.00100 | 1 | 05/30/2024 11:49 | WG2295328 |
| 1,3,5-Trimethylbenzene | ND | | 0.00100 | 1 | 05/30/2024 11:49 | WG2295328 |
| Vinyl acetate | ND | R7 | 0.0100 | 1 | 05/30/2024 11:49 | WG2295328 |
| Vinyl chloride | ND | | 0.00100 | 1 | 05/30/2024 11:49 | WG2295328 |
| Xylenes, Total | ND | | 0.00300 | 1 | 05/30/2024 11:49 | WG2295328 |
| Di-isopropyl ether | ND | | 0.00100 | 1 | 05/30/2024 11:49 | WG2295328 |
| Ethanol | ND | R7 | 0.100 | 1 | 05/30/2024 11:49 | WG2295328 |
| Ethyl tert-butyl ether | ND | | 0.00100 | 1 | 05/30/2024 11:49 | WG2295328 |
| Methyl tert-butyl ether | 0.00948 | | 0.00100 | 1 | 05/30/2024 11:49 | WG2295328 |
| tert-Butyl alcohol | ND | | 0.00500 | 1 | 05/30/2024 11:49 | WG2295328 |
| tert-Amyl Methyl Ether | 0.00100 | | 0.00100 | 1 | 05/30/2024 11:49 | WG2295328 |
| *(S) Toluene-d8* | *109* | | *80.0-120* | | *05/30/2024 11:49* | WG2295328 |
| *(S) 4-Bromofluorobenzene* | *101* | | *77.0-126* | | *05/30/2024 11:49* | WG2295328 |
| *(S) 1,2-Dichloroethane-d4* | *105* | | *70.0-130* | | *05/30/2024 11:49* | WG2295328 |

## Volatile Organic Compounds (GC/MS) by Method 8260B

| Analyte | Result mg/l | Qualifier | RDL mg/l | Dilution | Analysis date / time | Batch |
|---|---|---|---|---|---|---|
| Acetone | ND | R7 | 0.0500 | 1 | 05/30/2024 09:10 | WG2295328 |
| Acrylonitrile | ND | | 0.0100 | 1 | 05/30/2024 09:10 | WG2295328 |
| Benzene | ND | | 0.00100 | 1 | 05/30/2024 09:10 | WG2295328 |
| Bromobenzene | ND | | 0.00100 | 1 | 05/30/2024 09:10 | WG2295328 |
| Bromochloromethane | ND | | 0.00100 | 1 | 05/30/2024 09:10 | WG2295328 |
| Bromodichloromethane | ND | | 0.00100 | 1 | 05/30/2024 09:10 | WG2295328 |
| Bromoform | ND | | 0.00100 | 1 | 05/30/2024 09:10 | WG2295328 |
| Bromomethane | ND | | 0.00500 | 1 | 05/30/2024 09:10 | WG2295328 |
| n-Butylbenzene | ND | | 0.00100 | 1 | 05/30/2024 09:10 | WG2295328 |
| sec-Butylbenzene | ND | | 0.00100 | 1 | 05/30/2024 09:10 | WG2295328 |
| tert-Butylbenzene | ND | | 0.00100 | 1 | 05/30/2024 09:10 | WG2295328 |
| Carbon tetrachloride | ND | | 0.00100 | 1 | 05/30/2024 09:10 | WG2295328 |
| Carbon disulfide | ND | | 0.00100 | 1 | 05/30/2024 09:10 | WG2295328 |
| Chlorobenzene | ND | | 0.00100 | 1 | 05/30/2024 09:10 | WG2295328 |
| Chlorodibromomethane | ND | | 0.00100 | 1 | 05/30/2024 09:10 | WG2295328 |
| Chloroethane | ND | | 0.00500 | 1 | 05/30/2024 09:10 | WG2295328 |
| Chloroform | ND | | 0.00500 | 1 | 05/30/2024 09:10 | WG2295328 |
| Chloromethane | ND | | 0.00250 | 1 | 05/30/2024 09:10 | WG2295328 |
| 1,2-Dibromo-3-Chloropropane | ND | | 0.00500 | 1 | 05/30/2024 09:10 | WG2295328 |
| 1,2-Dibromoethane | ND | | 0.00100 | 1 | 05/30/2024 09:10 | WG2295328 |
| Dibromomethane | ND | | 0.00100 | 1 | 05/30/2024 09:10 | WG2295328 |
| 1,2-Dichlorobenzene | ND | | 0.00100 | 1 | 05/30/2024 09:10 | WG2295328 |
| 1,3-Dichlorobenzene | ND | | 0.00100 | 1 | 05/30/2024 09:10 | WG2295328 |
| 1,4-Dichlorobenzene | ND | | 0.00100 | 1 | 05/30/2024 09:10 | WG2295328 |
| trans-1,4-Dichloro-2-butene | ND | | 0.00250 | 1 | 05/30/2024 09:10 | WG2295328 |
| Dichlorodifluoromethane | ND | R7 | 0.00500 | 1 | 05/30/2024 09:10 | WG2295328 |
| 1,1-Dichloroethane | ND | | 0.00100 | 1 | 05/30/2024 09:10 | WG2295328 |
| 1,2-Dichloroethane | ND | | 0.00100 | 1 | 05/30/2024 09:10 | WG2295328 |
| 1,1-Dichloroethene | ND | | 0.00100 | 1 | 05/30/2024 09:10 | WG2295328 |
| cis-1,2-Dichloroethene | ND | | 0.00100 | 1 | 05/30/2024 09:10 | WG2295328 |
| trans-1,2-Dichloroethene | ND | | 0.00100 | 1 | 05/30/2024 09:10 | WG2295328 |
| 1,2-Dichloropropane | ND | | 0.00100 | 1 | 05/30/2024 09:10 | WG2295328 |
| cis-1,3-Dichloropropene | ND | | 0.00100 | 1 | 05/30/2024 09:10 | WG2295328 |
| trans-1,3-Dichloropropene | ND | | 0.00100 | 1 | 05/30/2024 09:10 | WG2295328 |
| Ethylbenzene | ND | | 0.00100 | 1 | 05/30/2024 09:10 | WG2295328 |
| Hexachloro-1,3-butadiene | ND | | 0.00100 | 1 | 05/30/2024 09:10 | WG2295328 |
| 2-Hexanone | ND | R7 | 0.0100 | 1 | 05/30/2024 09:10 | WG2295328 |
| 2-Butanone (MEK) | ND | R7 | 0.0100 | 1 | 05/30/2024 09:10 | WG2295328 |
| Iodomethane | ND | | 0.0100 | 1 | 05/30/2024 09:10 | WG2295328 |
| Methylene Chloride | ND | | 0.00500 | 1 | 05/30/2024 09:10 | WG2295328 |
| 4-Methyl-2-pentanone (MIBK) | ND | | 0.0100 | 1 | 05/30/2024 09:10 | WG2295328 |
| Naphthalene | ND | | 0.00500 | 1 | 05/30/2024 09:10 | WG2295328 |
| n-Propylbenzene | ND | | 0.00100 | 1 | 05/30/2024 09:10 | WG2295328 |
| Styrene | ND | | 0.00100 | 1 | 05/30/2024 09:10 | WG2295328 |
| 1,1,1,2-Tetrachloroethane | ND | | 0.00100 | 1 | 05/30/2024 09:10 | WG2295328 |
| 1,1,2,2-Tetrachloroethane | ND | | 0.00100 | 1 | 05/30/2024 09:10 | WG2295328 |
| 1,1,2-Trichlorotrifluoroethane | ND | | 0.00100 | 1 | 05/30/2024 09:10 | WG2295328 |
| Tetrachloroethene | ND | | 0.00100 | 1 | 05/30/2024 09:10 | WG2295328 |
| Toluene | ND | | 0.00100 | 1 | 05/30/2024 09:10 | WG2295328 |
| 1,2,4-Trichlorobenzene | ND | | 0.00100 | 1 | 05/30/2024 09:10 | WG2295328 |
| 1,1,1-Trichloroethane | ND | | 0.00100 | 1 | 05/30/2024 09:10 | WG2295328 |
| 1,1,2-Trichloroethane | ND | | 0.00100 | 1 | 05/30/2024 09:10 | WG2295328 |
| Trichloroethene | ND | | 0.00100 | 1 | 05/30/2024 09:10 | WG2295328 |
| Trichlorofluoromethane | ND | | 0.00500 | 1 | 05/30/2024 09:10 | WG2295328 |
| 1,2,3-Trichloropropane | ND | | 0.00250 | 1 | 05/30/2024 09:10 | WG2295328 |
| 1,2,4-Trimethylbenzene | ND | | 0.00100 | 1 | 05/30/2024 09:10 | WG2295328 |

## Volatile Organic Compounds (GC/MS) by Method 8260B

| Analyte | Result mg/l | Qualifier | RDL mg/l | Dilution | Analysis date / time | Batch |
|---|---|---|---|---|---|---|
| 1,3,5-Trimethylbenzene | ND | | 0.00100 | 1 | 05/30/2024 09:10 | WG2295328 |
| Vinyl acetate | ND | R7 | 0.0100 | 1 | 05/30/2024 09:10 | WG2295328 |
| Vinyl chloride | ND | | 0.00100 | 1 | 05/30/2024 09:10 | WG2295328 |
| Xylenes, Total | ND | | 0.00300 | 1 | 05/30/2024 09:10 | WG2295328 |
| Di-isopropyl ether | ND | | 0.00100 | 1 | 05/30/2024 09:10 | WG2295328 |
| Ethanol | ND | R7 | 0.100 | 1 | 05/30/2024 09:10 | WG2295328 |
| Ethyl tert-butyl ether | ND | | 0.00100 | 1 | 05/30/2024 09:10 | WG2295328 |
| Methyl tert-butyl ether | ND | | 0.00100 | 1 | 05/30/2024 09:10 | WG2295328 |
| tert-Butyl alcohol | ND | | 0.00500 | 1 | 05/30/2024 09:10 | WG2295328 |
| tert-Amyl Methyl Ether | ND | | 0.00100 | 1 | 05/30/2024 09:10 | WG2295328 |
| *(S) Toluene-d8* | *109* | | *80.0-120* | | *05/30/2024 09:10* | WG2295328 |
| *(S) 4-Bromofluorobenzene* | *103* | | *77.0-126* | | *05/30/2024 09:10* | WG2295328 |
| *(S) 1,2-Dichloroethane-d4* | *105* | | *70.0-130* | | *05/30/2024 09:10* | WG2295328 |

## Method Blank (MB)

(MB) R4076218-1 05/28/24 16:50

| Analyte | MB Result mg/l | MB Qualifier | MB MDL mg/l | MB RDL mg/l |
|---|---|---|---|---|
| Dissolved Solids | U | | 10.0 | 10.0 |

## L1739691-02 Original Sample (OS) • Duplicate (DUP)

(OS) L1739691-02 05/28/24 16:50 • (DUP) R4076218-3 05/28/24 16:50

| Analyte | Original Result mg/l | DUP Result mg/l | Dilution | DUP RPD % | DUP Qualifier | DUP RPD Limits % |
|---|---|---|---|---|---|---|
| Dissolved Solids | 348 | 363 | 1 | 4.22 | | 10 |

## L1739691-03 Original Sample (OS) • Duplicate (DUP)

(OS) L1739691-03 05/28/24 16:50 • (DUP) R4076218-4 05/28/24 16:50

| Analyte | Original Result mg/l | DUP Result mg/l | Dilution | DUP RPD % | DUP Qualifier | DUP RPD Limits % |
|---|---|---|---|---|---|---|
| Dissolved Solids | 377 | 379 | 1 | 0.529 | | 10 |

## Laboratory Control Sample (LCS)

(LCS) R4076218-2 05/28/24 16:50

| Analyte | Spike Amount mg/l | LCS Result mg/l | LCS Rec. % | Rec. Limits % | LCS Qualifier |
|---|---|---|---|---|---|
| Dissolved Solids | 8800 | 8740 | 99.3 | 85.0-115 | |

## Method Blank (MB)

(MB) R4075472-1 05/28/24 15:06

| Analyte | MB Result mg/l | MB Qualifier | MB MDL mg/l | MB RDL mg/l |
|---|---|---|---|---|
| Dissolved Solids | U | | 10.0 | 10.0 |

## L1739276-05 Original Sample (OS) • Duplicate (DUP)

(OS) L1739276-05 05/28/24 15:06 • (DUP) R4075472-3 05/28/24 15:06

| Analyte | Original Result mg/l | DUP Result mg/l | Dilution | DUP RPD % | DUP Qualifier | DUP RPD Limits % |
|---|---|---|---|---|---|---|
| Dissolved Solids | 295 | 307 | 1 | 3.99 | | 10 |

## L1739276-06 Original Sample (OS) • Duplicate (DUP)

(OS) L1739276-06 05/28/24 15:06 • (DUP) R4075472-4 05/28/24 15:06

| Analyte | Original Result mg/l | DUP Result mg/l | Dilution | DUP RPD % | DUP Qualifier | DUP RPD Limits % |
|---|---|---|---|---|---|---|
| Dissolved Solids | 455 | 472 | 1 | 3.67 | | 10 |

## Laboratory Control Sample (LCS)

(LCS) R4075472-2 05/28/24 15:06

| Analyte | Spike Amount mg/l | LCS Result mg/l | LCS Rec. % | Rec. Limits % | LCS Qualifier |
|---|---|---|---|---|---|
| Dissolved Solids | 8800 | 8620 | 98.0 | 85.0-115 | |

## Method Blank (MB)

(MB) R4076219-1 05/28/24 15:45

| Analyte | MB Result mg/l | MB Qualifier | MB MDL mg/l | MB RDL mg/l |
|---|---|---|---|---|
| Dissolved Solids | U | | 10.0 | 10.0 |

## L1739691-05 Original Sample (OS) • Duplicate (DUP)

(OS) L1739691-05 05/28/24 15:45 • (DUP) R4076219-3 05/28/24 15:45

| Analyte | Original Result mg/l | DUP Result mg/l | Dilution | DUP RPD % | DUP Qualifier | DUP RPD Limits % |
|---|---|---|---|---|---|---|
| Dissolved Solids | 384 | 392 | 1 | 2.06 | | 10 |

## L1739691-07 Original Sample (OS) • Duplicate (DUP)

(OS) L1739691-07 05/28/24 15:45 • (DUP) R4076219-4 05/28/24 15:45

| Analyte | Original Result mg/l | DUP Result mg/l | Dilution | DUP RPD % | DUP Qualifier | DUP RPD Limits % |
|---|---|---|---|---|---|---|
| Dissolved Solids | 333 | 345 | 1 | 3.54 | | 10 |

## Laboratory Control Sample (LCS)

(LCS) R4076219-2 05/28/24 15:45

| Analyte | Spike Amount mg/l | LCS Result mg/l | LCS Rec. % | Rec. Limits % | LCS Qualifier |
|---|---|---|---|---|---|
| Dissolved Solids | 8800 | 8700 | 98.9 | 85.0-115 | |

## Method Blank (MB)

(MB) R4074900-1 05/23/24 10:11

| Analyte | MB Result mg/l | MB Qualifier | MB MDL mg/l | MB RDL mg/l |
|---|---|---|---|---|
| Nitrate | U | | 0.0480 | 0.100 |
| Nitrite | U | | 0.0420 | 0.100 |
| Sulfate | U | | 0.594 | 5.00 |

## L1739373-01 Original Sample (OS) • Duplicate (DUP)

(OS) L1739373-01 05/23/24 18:18 • (DUP) R4074900-3 05/23/24 18:35

| Analyte | Original Result mg/l | DUP Result mg/l | Dilution | DUP RPD % | DUP Qualifier | DUP RPD Limits % |
|---|---|---|---|---|---|---|
| Nitrate | 4.99 | 5.28 | 1 | 5.69 | | 15 |
| Nitrite | 0.105 | ND | 1 | 14.6 | | 15 |

## L1739422-01 Original Sample (OS) • Duplicate (DUP)

(OS) L1739422-01 05/23/24 22:08 • (DUP) R4074900-6 05/23/24 22:25

| Analyte | Original Result mg/l | DUP Result mg/l | Dilution | DUP RPD % | DUP Qualifier | DUP RPD Limits % |
|---|---|---|---|---|---|---|
| Nitrate | 2.17 | 2.20 | 1 | 1.39 | | 15 |
| Nitrite | ND | ND | 1 | 200 | R8 | 15 |

## L1739373-01 Original Sample (OS) • Duplicate (DUP)

(OS) L1739373-01 05/24/24 00:53 • (DUP) R4074900-8 05/24/24 01:09

| Analyte | Original Result mg/l | DUP Result mg/l | Dilution | DUP RPD % | DUP Qualifier | DUP RPD Limits % |
|---|---|---|---|---|---|---|
| Sulfate | 360 | 341 | 10 | 5.32 | | 15 |

## Laboratory Control Sample (LCS)

(LCS) R4074900-2 05/23/24 10:27

| Analyte | Spike Amount mg/l | LCS Result mg/l | LCS Rec. % | Rec. Limits % | LCS Qualifier |
|---|---|---|---|---|---|
| Nitrate | 8.00 | 7.92 | 99.0 | 80.0-120 | |
| Nitrite | 8.00 | 8.29 | 104 | 80.0-120 | |
| Sulfate | 40.0 | 39.9 | 99.8 | 80.0-120 | |

## L1739373-01 Original Sample (OS) • Matrix Spike (MS) • Matrix Spike Duplicate (MSD)

(OS) L1739373-01 05/23/24 18:18 • (MS) R4074900-4 05/23/24 18:51 • (MSD) R4074900-5 05/23/24 19:08

| Analyte | Spike Amount mg/l | Original Result mg/l | MS Result mg/l | MSD Result mg/l | MS Rec. % | MSD Rec. % | Dilution | Rec. Limits % | MS Qualifier | MSD Qualifier | RPD % | RPD Limits % |
|---|---|---|---|---|---|---|---|---|---|---|---|---|
| Nitrate | 8.00 | 4.99 | 11.9 | 11.9 | 86.6 | 86.3 | 1 | 80.0-120 | | | 0.182 | 15 |
| Nitrite | 8.00 | 0.105 | 7.98 | 7.97 | 98.4 | 98.3 | 1 | 80.0-120 | | | 0.0928 | 15 |

Sample Narrative:

MS: CI spike failed due to sample matrix

MSD: CI spike failed due to sample matrix

## L1739422-01 Original Sample (OS) • Matrix Spike (MS)

(OS) L1739422-01 05/23/24 22:08 • (MS) R4074900-7 05/23/24 22:41

| Analyte | Spike Amount mg/l | Original Result mg/l | MS Result mg/l | MS Rec. % | Dilution | Rec. Limits % | MS Qualifier |
|---|---|---|---|---|---|---|---|
| Nitrate | 8.00 | 2.17 | 9.74 | 94.6 | 1 | 80.0-120 | |
| Nitrite | 8.00 | ND | 8.24 | 102 | 1 | 80.0-120 | |

Sample Narrative:

MS: CI spike failed due to sample matrix

## Method Blank (MB)

(MB) R4080135-1 05/31/24 08:59

| Analyte | MB Result mg/l | MB Qualifier | MB MDL mg/l | MB RDL mg/l |
|---|---|---|---|---|
| Sulfate | 0.732 | E4 | 0.594 | 5.00 |

## L1739000-01 Original Sample (OS) • Duplicate (DUP)

(OS) L1739000-01 05/31/24 14:00 • (DUP) R4080135-3 05/31/24 14:13

| Analyte | Original Result mg/l | DUP Result mg/l | Dilution | DUP RPD % | DUP Qualifier | DUP RPD Limits % |
|---|---|---|---|---|---|---|
| Sulfate | 94.9 | 86.6 | 1 | 9.22 | | 15 |

## Laboratory Control Sample (LCS)

(LCS) R4080135-2 05/31/24 09:12

| Analyte | Spike Amount mg/l | LCS Result mg/l | LCS Rec. % | Rec. Limits % | LCS Qualifier |
|---|---|---|---|---|---|
| Sulfate | 40.0 | 39.4 | 98.5 | 80.0-120 | |

## L1739000-01 Original Sample (OS) • Matrix Spike (MS) • Matrix Spike Duplicate (MSD)

(OS) L1739000-01 05/31/24 14:00 • (MS) R4080135-4 05/31/24 14:27 • (MSD) R4080135-5 05/31/24 14:40

| Analyte | Spike Amount mg/l | Original Result mg/l | MS Result mg/l | MSD Result mg/l | MS Rec. % | MSD Rec. % | Dilution | Rec. Limits % | MS Qualifier | MSD Qualifier | RPD % | RPD Limits % |
|---|---|---|---|---|---|---|---|---|---|---|---|---|
| Sulfate | 40.0 | 94.9 | 107 | 112 | 31.1 | 43.8 | 1 | 80.0-120 | M2 | M2 | 4.62 | 15 |

## Method Blank (MB)

(MB) R4075771-1 05/31/24 08:06

| Analyte | MB Result mg/l | MB Qualifier | MB MDL mg/l | MB RDL mg/l |
|---|---|---|---|---|
| Iron | U | | 0.0180 | 0.100 |

## Laboratory Control Sample (LCS)

(LCS) R4075771-2 05/31/24 08:08

| Analyte | Spike Amount mg/l | LCS Result mg/l | LCS Rec. % | Rec. Limits % | LCS Qualifier |
|---|---|---|---|---|---|
| Iron | 10.0 | 9.81 | 98.1 | 80.0-120 | |

## L1739183-07 Original Sample (OS) • Matrix Spike (MS) • Matrix Spike Duplicate (MSD)

(OS) L1739183-07 05/31/24 08:09 • (MS) R4075771-4 05/31/24 08:13 • (MSD) R4075771-5 05/31/24 08:14

| Analyte | Spike Amount mg/l | Original Result mg/l | MS Result mg/l | MSD Result mg/l | MS Rec. % | MSD Rec. % | Dilution | Rec. Limits % | MS Qualifier | MSD Qualifier | RPD % | RPD Limits % |
|---|---|---|---|---|---|---|---|---|---|---|---|---|
| Iron | 10.0 | 0.356 | 10.2 | 10.3 | 98.8 | 99.4 | 1 | 75.0-125 | | | 0.614 | 20 |

## L1739373-01 Original Sample (OS) • Matrix Spike (MS) • Matrix Spike Duplicate (MSD)

(OS) L1739373-01 05/31/24 08:16 • (MS) R4075771-6 05/31/24 08:17 • (MSD) R4075771-7 05/31/24 08:19

| Analyte | Spike Amount mg/l | Original Result mg/l | MS Result mg/l | MSD Result mg/l | MS Rec. % | MSD Rec. % | Dilution | Rec. Limits % | MS Qualifier | MSD Qualifier | RPD % | RPD Limits % |
|---|---|---|---|---|---|---|---|---|---|---|---|---|
| Iron | 10.0 | ND | 9.85 | 9.84 | 98.5 | 98.4 | 1 | 75.0-125 | | | 0.138 | 20 |

## Method Blank (MB)

(MB) R4075489-2 05/30/24 14:08

| Analyte | MB Result mg/l | MB Qualifier | MB MDL mg/l | MB RDL mg/l |
|---|---|---|---|---|
| Methane | U | | 0.00291 | 0.0100 |
| Ethane | U | | 0.00407 | 0.0130 |
| Ethene | U | | 0.00426 | 0.0130 |

## L1739039-03 Original Sample (OS) • Duplicate (DUP)

(OS) L1739039-03 05/30/24 14:15 • (DUP) R4075489-3 05/30/24 15:05

| Analyte | Original Result mg/l | DUP Result mg/l | Dilution | DUP RPD % | DUP Qualifier | DUP RPD Limits % |
|---|---|---|---|---|---|---|
| Methane | ND | ND | 1 | 0.000 | | 20 |
| Ethane | ND | ND | 1 | 0.000 | | 20 |
| Ethene | ND | ND | 1 | 0.000 | | 20 |

## L1739373-02 Original Sample (OS) • Duplicate (DUP)

(OS) L1739373-02 05/30/24 15:14 • (DUP) R4075489-4 05/30/24 16:23

| Analyte | Original Result mg/l | DUP Result mg/l | Dilution | DUP RPD % | DUP Qualifier | DUP RPD Limits % |
|---|---|---|---|---|---|---|
| Methane | ND | ND | 1 | 0.000 | | 20 |
| Ethane | ND | ND | 1 | 0.000 | | 20 |
| Ethene | ND | ND | 1 | 0.000 | | 20 |

## Laboratory Control Sample (LCS) • Laboratory Control Sample Duplicate (LCSD)

(LCS) R4075489-1 05/30/24 14:05 • (LCSD) R4075489-7 05/30/24 16:34

| Analyte | Spike Amount mg/l | LCS Result mg/l | LCSD Result mg/l | LCS Rec. % | LCSD Rec. % | Rec. Limits % | LCS Qualifier | LCSD Qualifier | RPD % | RPD Limits % |
|---|---|---|---|---|---|---|---|---|---|---|
| Methane | 0.0678 | 0.0765 | 0.0723 | 113 | 107 | 85.0-115 | | | 5.65 | 20 |
| Ethane | 0.129 | 0.115 | 0.115 | 89.1 | 89.1 | 85.0-115 | | | 0.000 | 20 |
| Ethene | 0.127 | 0.115 | 0.115 | 90.6 | 90.6 | 85.0-115 | | | 0.000 | 20 |

## L1739373-01 Original Sample (OS) • Matrix Spike (MS) • Matrix Spike Duplicate (MSD)

(OS) L1739373-01 05/30/24 15:10 • (MS) R4075489-5 05/30/24 16:26 • (MSD) R4075489-6 05/30/24 16:30

| Analyte | Spike Amount mg/l | Original Result mg/l | MS Result mg/l | MSD Result mg/l | MS Rec. % | MSD Rec. % | Dilution | Rec. Limits % | MS Qualifier | MSD Qualifier | RPD % | RPD Limits % |
|---|---|---|---|---|---|---|---|---|---|---|---|---|
| Methane | 0.0678 | ND | 0.0782 | 0.0815 | 115 | 120 | 1 | 50.0-150 | | | 4.13 | 20 |
| Ethane | 0.129 | ND | 0.115 | 0.119 | 89.1 | 92.2 | 1 | 50.0-150 | | | 3.42 | 20 |
| Ethene | 0.127 | ND | 0.115 | 0.118 | 90.6 | 92.9 | 1 | 50.0-150 | | | 2.58 | 20 |

## Method Blank (MB)

(MB) R4075760-3 05/30/24 07:33

| Analyte | MB Result mg/l | MB Qualifier | MB MDL mg/l | MB RDL mg/l |
|---|---|---|---|---|
| Acetone | U | | 0.0113 | 0.0500 |
| Acrylonitrile | U | | 0.000671 | 0.0100 |
| Benzene | U | | 0.0000941 | 0.00100 |
| Bromobenzene | U | | 0.000118 | 0.00100 |
| Bromochloromethane | U | | 0.000128 | 0.00100 |
| Bromodichloromethane | U | | 0.000136 | 0.00100 |
| Bromoform | U | | 0.000129 | 0.00100 |
| Bromomethane | U | | 0.000605 | 0.00500 |
| n-Butylbenzene | U | | 0.000157 | 0.00100 |
| sec-Butylbenzene | U | | 0.000125 | 0.00100 |
| tert-Butylbenzene | U | | 0.000127 | 0.00100 |
| Carbon tetrachloride | U | | 0.000128 | 0.00100 |
| Carbon disulfide | U | | 0.0000962 | 0.00100 |
| Chlorobenzene | U | | 0.000116 | 0.00100 |
| Chlorodibromomethane | U | | 0.000140 | 0.00100 |
| Chloroethane | U | | 0.000192 | 0.00500 |
| Chloroform | U | | 0.000111 | 0.00500 |
| Chloromethane | U | | 0.000960 | 0.00250 |
| 1,2-Dibromo-3-Chloropropane | U | | 0.000276 | 0.00500 |
| 1,2-Dibromoethane | U | | 0.000126 | 0.00100 |
| Dibromomethane | U | | 0.000122 | 0.00100 |
| 1,2-Dichlorobenzene | U | | 0.000107 | 0.00100 |
| 1,3-Dichlorobenzene | U | | 0.000110 | 0.00100 |
| 1,4-Dichlorobenzene | U | | 0.000120 | 0.00100 |
| trans-1,4-Dichloro-2-butene | U | | 0.000467 | 0.00250 |
| Dichlorodifluoromethane | U | | 0.000374 | 0.00500 |
| 1,1-Dichloroethane | U | | 0.000100 | 0.00100 |
| 1,2-Dichloroethane | U | | 0.0000819 | 0.00100 |
| 1,1-Dichloroethene | U | | 0.000188 | 0.00100 |
| cis-1,2-Dichloroethene | U | | 0.000126 | 0.00100 |
| trans-1,2-Dichloroethene | U | | 0.000149 | 0.00100 |
| 1,2-Dichloropropane | U | | 0.000149 | 0.00100 |
| cis-1,3-Dichloropropene | U | | 0.000111 | 0.00100 |
| trans-1,3-Dichloropropene | U | | 0.000118 | 0.00100 |
| Ethylbenzene | U | | 0.000137 | 0.00100 |
| Hexachloro-1,3-butadiene | U | | 0.000337 | 0.00100 |
| 2-Hexanone | U | | 0.000787 | 0.0100 |
| 2-Butanone (MEK) | U | | 0.00119 | 0.0100 |
| Iodomethane | U | | 0.00600 | 0.0100 |
| Methylene Chloride | U | | 0.000430 | 0.00500 |

## Method Blank (MB)

(MB) R4075760-3 05/30/24 07:33

| Analyte | MB Result mg/l | MB Qualifier | MB MDL mg/l | MB RDL mg/l |
|---|---|---|---|---|
| 4-Methyl-2-pentanone (MIBK) | U | | 0.000478 | 0.0100 |
| Naphthalene | U | | 0.00100 | 0.00500 |
| n-Propylbenzene | U | | 0.0000993 | 0.00100 |
| Styrene | U | | 0.000118 | 0.00100 |
| 1,1,1,2-Tetrachloroethane | U | | 0.000147 | 0.00100 |
| 1,1,2,2-Tetrachloroethane | U | | 0.000133 | 0.00100 |
| 1,1,2-Trichlorotrifluoroethane | U | | 0.000180 | 0.00100 |
| Tetrachloroethene | U | | 0.000300 | 0.00100 |
| Toluene | U | | 0.000278 | 0.00100 |
| 1,2,4-Trichlorobenzene | U | | 0.000481 | 0.00100 |
| 1,1,1-Trichloroethane | U | | 0.000149 | 0.00100 |
| 1,1,2-Trichloroethane | U | | 0.000158 | 0.00100 |
| Trichloroethene | U | | 0.000190 | 0.00100 |
| Trichlorofluoromethane | U | | 0.000160 | 0.00500 |
| 1,2,3-Trichloropropane | U | | 0.000237 | 0.00250 |
| 1,2,4-Trimethylbenzene | U | | 0.000322 | 0.00100 |
| 1,3,5-Trimethylbenzene | U | | 0.000104 | 0.00100 |
| Vinyl acetate | U | | 0.000692 | 0.0100 |
| Vinyl chloride | U | | 0.000234 | 0.00100 |
| Xylenes, Total | U | | 0.000174 | 0.00300 |
| Di-isopropyl ether | U | | 0.000105 | 0.00100 |
| Ethanol | U | | 0.0420 | 0.100 |
| Ethyl tert-butyl ether | U | | 0.000101 | 0.00100 |
| Methyl tert-butyl ether | U | | 0.000101 | 0.00100 |
| tert-Butyl alcohol | U | | 0.00406 | 0.00500 |
| tert-Amyl Methyl Ether | U | | 0.000195 | 0.00100 |
| *(S) Toluene-d8* | *109* | | | *80.0-120* |
| *(S) 4-Bromofluorobenzene* | *103* | | | *77.0-126* |
| *(S) 1,2-Dichloroethane-d4* | *103* | | | *70.0-130* |

## Laboratory Control Sample (LCS) • Laboratory Control Sample Duplicate (LCSD)

(LCS) R4075760-1 05/30/24 06:25 • (LCSD) R4075760-2 05/30/24 06:48

| Analyte | Spike Amount mg/l | LCS Result mg/l | LCSD Result mg/l | LCS Rec. % | LCSD Rec. % | Rec. Limits % | LCS Qualifier | LCSD Qualifier | RPD % | RPD Limits % |
|---|---|---|---|---|---|---|---|---|---|---|
| Acetone | 0.0250 | 0.0321 | 0.0229 | 128 | 91.6 | 19.0-160 | | R7 | 33.5 | 27 |
| Acrylonitrile | 0.0250 | 0.0247 | 0.0251 | 98.8 | 100 | 55.0-149 | | | 1.61 | 20 |
| Benzene | 0.00500 | 0.00501 | 0.00491 | 100 | 98.2 | 70.0-123 | | | 2.02 | 20 |
| Bromobenzene | 0.00500 | 0.00567 | 0.00588 | 113 | 118 | 73.0-121 | | | 3.64 | 20 |

## Laboratory Control Sample (LCS) • Laboratory Control Sample Duplicate (LCSD)

(LCS) R4075760-1 05/30/24 06:25 • (LCSD) R4075760-2 05/30/24 06:48

| Analyte | Spike Amount mg/l | LCS Result mg/l | LCSD Result mg/l | LCS Rec. % | LCSD Rec. % | Rec. Limits % | LCS Qualifier | LCSD Qualifier | RPD % | RPD Limits % |
|---|---|---|---|---|---|---|---|---|---|---|
| Bromochloromethane | 0.00500 | 0.00430 | 0.00431 | 86.0 | 86.2 | 76.0-122 | | | 0.232 | 20 |
| Bromodichloromethane | 0.00500 | 0.00481 | 0.00481 | 96.2 | 96.2 | 75.0-120 | | | 0.000 | 20 |
| Bromoform | 0.00500 | 0.00441 | 0.00440 | 88.2 | 88.0 | 68.0-132 | | | 0.227 | 20 |
| Bromomethane | 0.00500 | 0.00687 | 0.00598 | 137 | 120 | 10.0-160 | | | 13.9 | 25 |
| n-Butylbenzene | 0.00500 | 0.00455 | 0.00442 | 91.0 | 88.4 | 73.0-125 | | | 2.90 | 20 |
| sec-Butylbenzene | 0.00500 | 0.00550 | 0.00538 | 110 | 108 | 75.0-125 | | | 2.21 | 20 |
| tert-Butylbenzene | 0.00500 | 0.00506 | 0.00514 | 101 | 103 | 76.0-124 | | | 1.57 | 20 |
| Carbon tetrachloride | 0.00500 | 0.00453 | 0.00445 | 90.6 | 89.0 | 68.0-126 | | | 1.78 | 20 |
| Carbon disulfide | 0.00500 | 0.00470 | 0.00450 | 94.0 | 90.0 | 61.0-128 | | | 4.35 | 20 |
| Chlorobenzene | 0.00500 | 0.00490 | 0.00485 | 98.0 | 97.0 | 80.0-121 | | | 1.03 | 20 |
| Chlorodibromomethane | 0.00500 | 0.00445 | 0.00439 | 89.0 | 87.8 | 77.0-125 | | | 1.36 | 20 |
| Chloroethane | 0.00500 | 0.00534 | 0.00509 | 107 | 102 | 47.0-150 | | | 4.79 | 20 |
| Chloroform | 0.00500 | 0.00489 | 0.00481 | 97.8 | 96.2 | 73.0-120 | | | 1.65 | 20 |
| Chloromethane | 0.00500 | 0.00541 | 0.00505 | 108 | 101 | 41.0-142 | | | 6.88 | 20 |
| 1,2-Dibromo-3-Chloropropane | 0.00500 | 0.00366 | 0.00393 | 73.2 | 78.6 | 58.0-134 | | | 7.11 | 20 |
| 1,2-Dibromoethane | 0.00500 | 0.00508 | 0.00485 | 102 | 97.0 | 80.0-122 | | | 4.63 | 20 |
| Dibromomethane | 0.00500 | 0.00453 | 0.00449 | 90.6 | 89.8 | 80.0-120 | | | 0.887 | 20 |
| 1,2-Dichlorobenzene | 0.00500 | 0.00525 | 0.00523 | 105 | 105 | 79.0-121 | | | 0.382 | 20 |
| 1,3-Dichlorobenzene | 0.00500 | 0.00531 | 0.00523 | 106 | 105 | 79.0-120 | | | 1.52 | 20 |
| 1,4-Dichlorobenzene | 0.00500 | 0.00535 | 0.00531 | 107 | 106 | 79.0-120 | | | 0.750 | 20 |
| trans-1,4-Dichloro-2-butene | 0.00500 | 0.00487 | 0.00506 | 97.4 | 101 | 33.0-144 | | | 3.83 | 20 |
| Dichlorodifluoromethane | 0.00500 | 0.00588 | 0.00474 | 118 | 94.8 | 51.0-149 | | R7 | 21.5 | 20 |
| 1,1-Dichloroethane | 0.00500 | 0.00505 | 0.00498 | 101 | 99.6 | 70.0-126 | | | 1.40 | 20 |
| 1,2-Dichloroethane | 0.00500 | 0.00524 | 0.00537 | 105 | 107 | 70.0-128 | | | 2.45 | 20 |
| 1,1-Dichloroethene | 0.00500 | 0.00455 | 0.00431 | 91.0 | 86.2 | 71.0-124 | | | 5.42 | 20 |
| cis-1,2-Dichloroethene | 0.00500 | 0.00466 | 0.00449 | 93.2 | 89.8 | 73.0-120 | | | 3.72 | 20 |
| trans-1,2-Dichloroethene | 0.00500 | 0.00490 | 0.00446 | 98.0 | 89.2 | 73.0-120 | | | 9.40 | 20 |
| 1,2-Dichloropropane | 0.00500 | 0.00473 | 0.00473 | 94.6 | 94.6 | 77.0-125 | | | 0.000 | 20 |
| cis-1,3-Dichloropropene | 0.00500 | 0.00444 | 0.00442 | 88.8 | 88.4 | 80.0-123 | | | 0.451 | 20 |
| trans-1,3-Dichloropropene | 0.00500 | 0.00465 | 0.00452 | 93.0 | 90.4 | 78.0-124 | | | 2.84 | 20 |
| Ethylbenzene | 0.00500 | 0.00508 | 0.00497 | 102 | 99.4 | 79.0-123 | | | 2.19 | 20 |
| Hexachloro-1,3-butadiene | 0.00500 | 0.00521 | 0.00511 | 104 | 102 | 54.0-138 | | | 1.94 | 20 |
| 2-Hexanone | 0.0250 | 0.0300 | 0.0243 | 120 | 97.2 | 67.0-149 | | R7 | 21.0 | 20 |
| 2-Butanone (MEK) | 0.0250 | 0.0304 | 0.0206 | 122 | 82.4 | 44.0-160 | | R7 | 38.4 | 20 |
| Iodomethane | 0.0250 | 0.0133 | 0.0132 | 53.2 | 52.8 | 33.0-147 | | | 0.755 | 26 |
| Methylene Chloride | 0.00500 | 0.00477 | 0.00488 | 95.4 | 97.6 | 67.0-120 | | | 2.28 | 20 |
| 4-Methyl-2-pentanone (MIBK) | 0.0250 | 0.0247 | 0.0245 | 98.8 | 98.0 | 68.0-142 | | | 0.813 | 20 |
| Naphthalene | 0.00500 | 0.00355 | 0.00372 | 71.0 | 74.4 | 54.0-135 | | | 4.68 | 20 |
| n-Propylbenzene | 0.00500 | 0.00553 | 0.00548 | 111 | 110 | 77.0-124 | | | 0.908 | 20 |
| Styrene | 0.00500 | 0.00478 | 0.00470 | 95.6 | 94.0 | 73.0-130 | | | 1.69 | 20 |

## Laboratory Control Sample (LCS) • Laboratory Control Sample Duplicate (LCSD)

(LCS) R4075760-1 05/30/24 06:25 • (LCSD) R4075760-2 05/30/24 06:48

| Analyte | Spike Amount mg/l | LCS Result mg/l | LCSD Result mg/l | LCS Rec. % | LCSD Rec. % | Rec. Limits % | LCS Qualifier | LCSD Qualifier | RPD % | RPD Limits % |
|---|---|---|---|---|---|---|---|---|---|---|
| 1,1,1,2-Tetrachloroethane | 0.00500 | 0.00475 | 0.00462 | 95.0 | 92.4 | 75.0-125 | | | 2.77 | 20 |
| 1,1,2,2-Tetrachloroethane | 0.00500 | 0.00524 | 0.00555 | 105 | 111 | 65.0-130 | | | 5.75 | 20 |
| 1,1,2-Trichlorotrifluoroethane | 0.00500 | 0.00502 | 0.00459 | 100 | 91.8 | 69.0-132 | | | 8.95 | 20 |
| Tetrachloroethene | 0.00500 | 0.00530 | 0.00501 | 106 | 100 | 72.0-132 | | | 5.63 | 20 |
| Toluene | 0.00500 | 0.00509 | 0.00492 | 102 | 98.4 | 79.0-120 | | | 3.40 | 20 |
| 1,2,4-Trichlorobenzene | 0.00500 | 0.00472 | 0.00460 | 94.4 | 92.0 | 57.0-137 | | | 2.58 | 20 |
| 1,1,1-Trichloroethane | 0.00500 | 0.00481 | 0.00466 | 96.2 | 93.2 | 73.0-124 | | | 3.17 | 20 |
| 1,1,2-Trichloroethane | 0.00500 | 0.00518 | 0.00502 | 104 | 100 | 80.0-120 | | | 3.14 | 20 |
| Trichloroethene | 0.00500 | 0.00463 | 0.00441 | 92.6 | 88.2 | 78.0-124 | | | 4.87 | 20 |
| Trichlorofluoromethane | 0.00500 | 0.00507 | 0.00466 | 101 | 93.2 | 59.0-147 | | | 8.43 | 20 |
| 1,2,3-Trichloropropane | 0.00500 | 0.00536 | 0.00546 | 107 | 109 | 73.0-130 | | | 1.85 | 20 |
| 1,2,4-Trimethylbenzene | 0.00500 | 0.00529 | 0.00523 | 106 | 105 | 76.0-121 | | | 1.14 | 20 |
| 1,3,5-Trimethylbenzene | 0.00500 | 0.00546 | 0.00537 | 109 | 107 | 76.0-122 | | | 1.66 | 20 |
| Vinyl acetate | 0.0250 | 0.0148 | 0.0242 | 59.2 | 96.8 | 11.0-160 | | R7 | 48.2 | 20 |
| Vinyl chloride | 0.00500 | 0.00542 | 0.00514 | 108 | 103 | 67.0-131 | | | 5.30 | 20 |
| Xylenes, Total | 0.0150 | 0.0150 | 0.0146 | 100 | 97.3 | 79.0-123 | | | 2.70 | 20 |
| Di-isopropyl ether | 0.00500 | 0.00493 | 0.00494 | 98.6 | 98.8 | 58.0-138 | | | 0.203 | 20 |
| Ethanol | 0.250 | 0.101 | 0.191 | 40.4 | 76.4 | 10.0-160 | | R7 | 61.6 | 30 |
| Ethyl tert-butyl ether | 0.00500 | 0.00488 | 0.00491 | 97.6 | 98.2 | 63.0-138 | | | 0.613 | 20 |
| Methyl tert-butyl ether | 0.00500 | 0.00463 | 0.00453 | 92.6 | 90.6 | 68.0-125 | | | 2.18 | 20 |
| tert-Butyl alcohol | 0.0250 | 0.0160 | 0.0175 | 64.0 | 70.0 | 27.0-160 | | | 8.96 | 30 |
| tert-Amyl Methyl Ether | 0.00500 | 0.00461 | 0.00524 | 92.2 | 105 | 66.0-125 | | | 12.8 | 20 |
| *(S) Toluene-d8* | | | | *109* | *106* | *80.0-120* | | | | |
| *(S) 4-Bromofluorobenzene* | | | | *103* | *103* | *77.0-126* | | | | |
| *(S) 1,2-Dichloroethane-d4* | | | | *105* | *105* | *70.0-130* | | | | |

## L1739373-01 Original Sample (OS) • Matrix Spike (MS) • Matrix Spike Duplicate (MSD)

(OS) L1739373-01 05/30/24 11:04 • (MS) R4075760-4 05/30/24 16:44 • (MSD) R4075760-5 05/30/24 17:06

| Analyte | Spike Amount mg/l | Original Result mg/l | MS Result mg/l | MSD Result mg/l | MS Rec. % | MSD Rec. % | Dilution | Rec. Limits % | MS Qualifier | MSD Qualifier | RPD % | RPD Limits % |
|---|---|---|---|---|---|---|---|---|---|---|---|---|
| Acetone | 0.0250 | ND | ND | ND | 76.8 | 75.6 | 1 | 10.0-160 | | | 1.57 | 35 |
| Acrylonitrile | 0.0250 | ND | 0.0210 | 0.0217 | 84.0 | 86.8 | 1 | 21.0-160 | | | 3.28 | 32 |
| Benzene | 0.00500 | ND | 0.00399 | 0.00357 | 79.8 | 71.4 | 1 | 17.0-158 | | | 11.1 | 27 |
| Bromobenzene | 0.00500 | ND | 0.00465 | 0.00441 | 93.0 | 88.2 | 1 | 30.0-149 | | | 5.30 | 28 |
| Bromochloromethane | 0.00500 | ND | 0.00356 | 0.00321 | 71.2 | 64.2 | 1 | 38.0-142 | | | 10.3 | 26 |
| Bromodichloromethane | 0.00500 | ND | 0.00403 | 0.00374 | 80.6 | 74.8 | 1 | 31.0-150 | | | 7.46 | 27 |
| Bromoform | 0.00500 | ND | 0.00373 | 0.00353 | 74.6 | 70.6 | 1 | 29.0-150 | | | 5.51 | 29 |
| Bromomethane | 0.00500 | ND | ND | ND | 26.0 | 38.4 | 1 | 10.0-160 | | R5 | 38.5 | 38 |

## L1739373-01 Original Sample (OS) • Matrix Spike (MS) • Matrix Spike Duplicate (MSD)

(OS) L1739373-01 05/30/24 11:04 • (MS) R4075760-4 05/30/24 16:44 • (MSD) R4075760-5 05/30/24 17:06

| Analyte | Spike Amount mg/l | Original Result mg/l | MS Result mg/l | MSD Result mg/l | MS Rec. % | MSD Rec. % | Dilution | Rec. Limits % | MS Qualifier | MSD Qualifier | RPD % | RPD Limits % |
|---|---|---|---|---|---|---|---|---|---|---|---|---|
| n-Butylbenzene | 0.00500 | ND | 0.00369 | 0.00333 | 73.8 | 66.6 | 1 | 31.0-150 | | | 10.3 | 30 |
| sec-Butylbenzene | 0.00500 | ND | 0.00467 | 0.00418 | 93.4 | 83.6 | 1 | 33.0-155 | | | 11.1 | 29 |
| tert-Butylbenzene | 0.00500 | ND | 0.00425 | 0.00434 | 85.0 | 86.8 | 1 | 34.0-153 | | | 2.10 | 28 |
| Carbon tetrachloride | 0.00500 | ND | 0.00374 | 0.00323 | 74.8 | 64.6 | 1 | 23.0-159 | | | 14.6 | 28 |
| Carbon disulfide | 0.00500 | ND | 0.00233 | 0.00202 | 46.6 | 40.4 | 1 | 10.0-156 | | | 14.3 | 28 |
| Chlorobenzene | 0.00500 | ND | 0.00406 | 0.00372 | 81.2 | 74.4 | 1 | 33.0-152 | | | 8.74 | 27 |
| Chlorodibromomethane | 0.00500 | ND | 0.00374 | 0.00359 | 74.8 | 71.8 | 1 | 37.0-149 | | | 4.09 | 27 |
| Chloroethane | 0.00500 | ND | ND | ND | 79.2 | 68.2 | 1 | 10.0-160 | | | 14.9 | 30 |
| Chloroform | 0.00500 | ND | ND | ND | 82.8 | 77.2 | 1 | 29.0-154 | | | 7.00 | 28 |
| Chloromethane | 0.00500 | ND | 0.00300 | 0.00269 | 60.0 | 53.8 | 1 | 10.0-160 | | | 10.9 | 29 |
| 1,2-Dibromo-3-Chloropropane | 0.00500 | ND | ND | ND | 67.4 | 62.8 | 1 | 22.0-151 | | | 7.07 | 34 |
| 1,2-Dibromoethane | 0.00500 | ND | 0.00399 | 0.00402 | 79.8 | 80.4 | 1 | 34.0-147 | | | 0.749 | 27 |
| Dibromomethane | 0.00500 | ND | 0.00357 | 0.00363 | 71.4 | 72.6 | 1 | 30.0-151 | | | 1.67 | 27 |
| 1,2-Dichlorobenzene | 0.00500 | ND | 0.00448 | 0.00431 | 89.6 | 86.2 | 1 | 34.0-149 | | | 3.87 | 28 |
| 1,3-Dichlorobenzene | 0.00500 | ND | 0.00451 | 0.00420 | 90.2 | 84.0 | 1 | 36.0-146 | | | 7.12 | 27 |
| 1,4-Dichlorobenzene | 0.00500 | ND | 0.00439 | 0.00413 | 87.8 | 82.6 | 1 | 35.0-142 | | | 6.10 | 27 |
| trans-1,4-Dichloro-2-butene | 0.00500 | ND | 0.00440 | 0.00437 | 88.0 | 87.4 | 1 | 10.0-157 | | | 0.684 | 37 |
| Dichlorodifluoromethane | 0.00500 | ND | ND | ND | 87.8 | 77.6 | 1 | 10.0-160 | | | 12.3 | 29 |
| 1,1-Dichloroethane | 0.00500 | ND | 0.00412 | 0.00379 | 82.4 | 75.8 | 1 | 25.0-158 | | | 8.34 | 27 |
| 1,2-Dichloroethane | 0.00500 | ND | 0.00423 | 0.00402 | 84.6 | 80.4 | 1 | 29.0-151 | | | 5.09 | 27 |
| 1,1-Dichloroethene | 0.00500 | ND | 0.00341 | 0.00286 | 68.2 | 57.2 | 1 | 11.0-160 | | | 17.5 | 29 |
| cis-1,2-Dichloroethene | 0.00500 | ND | 0.00361 | 0.00327 | 72.2 | 65.4 | 1 | 10.0-160 | | | 9.88 | 27 |
| trans-1,2-Dichloroethene | 0.00500 | ND | 0.00337 | 0.00297 | 67.4 | 59.4 | 1 | 17.0-153 | | | 12.6 | 27 |
| 1,2-Dichloropropane | 0.00500 | ND | 0.00385 | 0.00356 | 77.0 | 71.2 | 1 | 30.0-156 | | | 7.83 | 27 |
| cis-1,3-Dichloropropene | 0.00500 | ND | 0.00343 | 0.00333 | 68.6 | 66.6 | 1 | 34.0-149 | | | 2.96 | 28 |
| trans-1,3-Dichloropropene | 0.00500 | ND | 0.00377 | 0.00361 | 75.4 | 72.2 | 1 | 32.0-149 | | | 4.34 | 28 |
| Ethylbenzene | 0.00500 | ND | 0.00414 | 0.00380 | 82.8 | 76.0 | 1 | 30.0-155 | | | 8.56 | 27 |
| Hexachloro-1,3-butadiene | 0.00500 | ND | 0.00442 | 0.00411 | 88.4 | 82.2 | 1 | 20.0-154 | | | 7.27 | 34 |
| 2-Hexanone | 0.0250 | ND | 0.0200 | 0.0199 | 80.0 | 79.6 | 1 | 21.0-160 | | | 0.501 | 29 |
| 2-Butanone (MEK) | 0.0250 | ND | 0.0201 | 0.0205 | 80.4 | 82.0 | 1 | 10.0-160 | | | 1.97 | 32 |
| Iodomethane | 0.0250 | ND | ND | ND | 0.000 | 0.000 | 1 | 10.0-160 | M2 | M2 | 0.000 | 40 |
| Methylene Chloride | 0.00500 | ND | ND | ND | 74.4 | 70.0 | 1 | 23.0-144 | | | 6.09 | 28 |
| 4-Methyl-2-pentanone (MIBK) | 0.0250 | ND | 0.0209 | 0.0209 | 83.6 | 83.6 | 1 | 29.0-160 | | | 0.000 | 29 |
| Naphthalene | 0.00500 | ND | ND | ND | 55.0 | 56.8 | 1 | 12.0-156 | | | 3.22 | 35 |
| n-Propylbenzene | 0.00500 | ND | 0.00469 | 0.00418 | 93.8 | 83.6 | 1 | 31.0-154 | | | 11.5 | 28 |
| Styrene | 0.00500 | ND | 0.00389 | 0.00350 | 77.8 | 70.0 | 1 | 33.0-155 | | | 10.6 | 28 |
| 1,1,1,2-Tetrachloroethane | 0.00500 | ND | 0.00397 | 0.00363 | 79.4 | 72.6 | 1 | 36.0-151 | | | 8.95 | 29 |
| 1,1,2,2-Tetrachloroethane | 0.00500 | ND | 0.00492 | 0.00491 | 98.4 | 98.2 | 1 | 33.0-150 | | | 0.203 | 28 |
| 1,1,2-Trichlorotrifluoroethane | 0.00500 | ND | 0.00410 | 0.00360 | 82.0 | 72.0 | 1 | 23.0-160 | | | 13.0 | 30 |
| Tetrachloroethene | 0.00500 | ND | 0.00451 | 0.00395 | 90.2 | 79.0 | 1 | 10.0-160 | | | 13.2 | 27 |

## L1739373-01 Original Sample (OS) • Matrix Spike (MS) • Matrix Spike Duplicate (MSD)

(OS) L1739373-01 05/30/24 11:04 • (MS) R4075760-4 05/30/24 16:44 • (MSD) R4075760-5 05/30/24 17:06

| Analyte | Spike Amount mg/l | Original Result mg/l | MS Result mg/l | MSD Result mg/l | MS Rec. % | MSD Rec. % | Dilution | Rec. Limits % | MS Qualifier | MSD Qualifier | RPD % | RPD Limits % |
|---|---|---|---|---|---|---|---|---|---|---|---|---|
| Toluene | 0.00500 | ND | 0.00406 | 0.00361 | 81.2 | 72.2 | 1 | 26.0-154 | | | 11.7 | 28 |
| 1,2,4-Trichlorobenzene | 0.00500 | ND | 0.00373 | 0.00354 | 74.6 | 70.8 | 1 | 24.0-150 | | | 5.23 | 33 |
| 1,1,1-Trichloroethane | 0.00500 | ND | 0.00417 | 0.00345 | 83.4 | 69.0 | 1 | 23.0-160 | | | 18.9 | 28 |
| 1,1,2-Trichloroethane | 0.00500 | ND | 0.00443 | 0.00419 | 88.6 | 83.8 | 1 | 35.0-147 | | | 5.57 | 27 |
| Trichloroethene | 0.00500 | ND | 0.00358 | 0.00320 | 71.6 | 64.0 | 1 | 10.0-160 | | | 11.2 | 25 |
| Trichlorofluoromethane | 0.00500 | ND | ND | ND | 81.0 | 68.2 | 1 | 17.0-160 | | | 17.2 | 31 |
| 1,2,3-Trichloropropane | 0.00500 | ND | 0.00476 | 0.00446 | 95.2 | 89.2 | 1 | 34.0-151 | | | 6.51 | 29 |
| 1,2,4-Trimethylbenzene | 0.00500 | ND | 0.00442 | 0.00401 | 88.4 | 80.2 | 1 | 26.0-154 | | | 9.73 | 27 |
| 1,3,5-Trimethylbenzene | 0.00500 | ND | 0.00450 | 0.00409 | 90.0 | 81.8 | 1 | 28.0-153 | | | 9.55 | 27 |
| Vinyl acetate | 0.0250 | ND | 0.0192 | 0.0191 | 76.8 | 76.4 | 1 | 12.0-160 | | | 0.522 | 31 |
| Vinyl chloride | 0.00500 | ND | 0.00345 | 0.00316 | 69.0 | 63.2 | 1 | 10.0-160 | | | 8.77 | 27 |
| Xylenes, Total | 0.0150 | ND | 0.0121 | 0.0108 | 80.7 | 72.0 | 1 | 29.0-154 | | | 11.4 | 28 |
| Di-isopropyl ether | 0.00500 | ND | 0.00417 | 0.00406 | 83.4 | 81.2 | 1 | 21.0-160 | | | 2.67 | 28 |
| Ethanol | 0.250 | ND | 0.153 | 0.186 | 61.2 | 74.4 | 1 | 50.0-150 | | | 19.5 | 20 |
| Ethyl tert-butyl ether | 0.00500 | ND | 0.00406 | 0.00397 | 81.2 | 79.4 | 1 | 10.0-160 | | | 2.24 | 37 |
| Methyl tert-butyl ether | 0.00500 | 0.0278 | 0.0331 | 0.0335 | 106 | 114 | 1 | 28.0-150 | | | 1.20 | 29 |
| tert-Butyl alcohol | 0.0250 | 0.191 | 0.207 | 0.209 | 64.0 | 72.0 | 1 | 50.0-150 | | | 0.962 | 20 |
| tert-Amyl Methyl Ether | 0.00500 | 0.00859 | 0.0137 | 0.0137 | 102 | 102 | 1 | 10.0-160 | | | 0.000 | 37 |
| *(S) Toluene-d8* | | | | | *106* | *107* | | *80.0-120* | | | | |
| *(S) 4-Bromofluorobenzene* | | | | | *102* | *100* | | *77.0-126* | | | | |
| *(S) 1,2-Dichloroethane-d4* | | | | | *105* | *104* | | *70.0-130* | | | | |

## Method Blank (MB)

(MB) R4076203-3 06/01/24 14:27

| Analyte | MB Result mg/l | MB Qualifier | MB MDL mg/l | MB RDL mg/l |
|---|---|---|---|---|
| Acetone | U | | 0.0113 | 0.0500 |
| Acrylonitrile | U | | 0.000671 | 0.0100 |
| Benzene | U | | 0.0000941 | 0.00100 |
| Bromobenzene | U | | 0.000118 | 0.00100 |
| Bromochloromethane | U | | 0.000128 | 0.00100 |
| Bromodichloromethane | U | | 0.000136 | 0.00100 |
| Bromoform | U | | 0.000129 | 0.00100 |
| Bromomethane | U | | 0.000605 | 0.00500 |
| n-Butylbenzene | U | | 0.000157 | 0.00100 |
| sec-Butylbenzene | U | | 0.000125 | 0.00100 |
| tert-Butylbenzene | U | | 0.000127 | 0.00100 |
| Carbon tetrachloride | U | | 0.000128 | 0.00100 |
| Carbon disulfide | U | | 0.0000962 | 0.00100 |
| Chlorobenzene | U | | 0.000116 | 0.00100 |
| Chlorodibromomethane | U | | 0.000140 | 0.00100 |
| Chloroethane | U | | 0.000192 | 0.00500 |
| Chloroform | U | | 0.000111 | 0.00500 |
| Chloromethane | U | | 0.000960 | 0.00250 |
| 1,2-Dibromo-3-Chloropropane | U | | 0.000276 | 0.00500 |
| 1,2-Dibromoethane | U | | 0.000126 | 0.00100 |
| Dibromomethane | U | | 0.000122 | 0.00100 |
| 1,2-Dichlorobenzene | U | | 0.000107 | 0.00100 |
| 1,3-Dichlorobenzene | U | | 0.000110 | 0.00100 |
| 1,4-Dichlorobenzene | U | | 0.000120 | 0.00100 |
| trans-1,4-Dichloro-2-butene | U | | 0.000467 | 0.00250 |
| Dichlorodifluoromethane | U | | 0.000374 | 0.00500 |
| 1,1-Dichloroethane | U | | 0.000100 | 0.00100 |
| 1,2-Dichloroethane | U | | 0.0000819 | 0.00100 |
| 1,1-Dichloroethene | U | | 0.000188 | 0.00100 |
| cis-1,2-Dichloroethene | U | | 0.000126 | 0.00100 |
| trans-1,2-Dichloroethene | U | | 0.000149 | 0.00100 |
| 1,2-Dichloropropane | U | | 0.000149 | 0.00100 |
| cis-1,3-Dichloropropene | U | | 0.000111 | 0.00100 |
| trans-1,3-Dichloropropene | U | | 0.000118 | 0.00100 |
| Ethylbenzene | U | | 0.000137 | 0.00100 |
| Hexachloro-1,3-butadiene | U | | 0.000337 | 0.00100 |
| 2-Hexanone | U | | 0.000787 | 0.0100 |
| 2-Butanone (MEK) | U | | 0.00119 | 0.0100 |
| Iodomethane | U | | 0.00600 | 0.0100 |
| Methylene Chloride | U | | 0.000430 | 0.00500 |

## Method Blank (MB)

(MB) R4076203-3 06/01/24 14:27

| Analyte | MB Result mg/l | MB Qualifier | MB MDL mg/l | MB RDL mg/l |
|---|---|---|---|---|
| 4-Methyl-2-pentanone (MIBK) | U | | 0.000478 | 0.0100 |
| Naphthalene | U | | 0.00100 | 0.00500 |
| n-Propylbenzene | U | | 0.0000993 | 0.00100 |
| Styrene | U | | 0.000118 | 0.00100 |
| 1,1,1,2-Tetrachloroethane | U | | 0.000147 | 0.00100 |
| 1,1,2,2-Tetrachloroethane | U | | 0.000133 | 0.00100 |
| 1,1,2-Trichlorotrifluoroethane | U | | 0.000180 | 0.00100 |
| Tetrachloroethene | U | | 0.000300 | 0.00100 |
| Toluene | U | | 0.000278 | 0.00100 |
| 1,2,4-Trichlorobenzene | U | | 0.000481 | 0.00100 |
| 1,1,1-Trichloroethane | U | | 0.000149 | 0.00100 |
| 1,1,2-Trichloroethane | U | | 0.000158 | 0.00100 |
| Trichloroethene | U | | 0.000190 | 0.00100 |
| Trichlorofluoromethane | U | | 0.000160 | 0.00500 |
| 1,2,3-Trichloropropane | U | | 0.000237 | 0.00250 |
| 1,2,4-Trimethylbenzene | U | | 0.000322 | 0.00100 |
| 1,3,5-Trimethylbenzene | U | | 0.000104 | 0.00100 |
| Vinyl acetate | U | | 0.000692 | 0.0100 |
| Vinyl chloride | U | | 0.000234 | 0.00100 |
| Xylenes, Total | U | | 0.000174 | 0.00300 |
| Di-isopropyl ether | U | | 0.000105 | 0.00100 |
| Ethanol | U | | 0.0420 | 0.100 |
| Ethyl tert-butyl ether | U | | 0.000101 | 0.00100 |
| Methyl tert-butyl ether | U | | 0.000101 | 0.00100 |
| tert-Butyl alcohol | U | | 0.00406 | 0.00500 |
| tert-Amyl Methyl Ether | U | | 0.000195 | 0.00100 |
| *(S) Toluene-d8* | *110* | | | *80.0-120* |
| *(S) 4-Bromofluorobenzene* | *99.3* | | | *77.0-126* |
| *(S) 1,2-Dichloroethane-d4* | *103* | | | *70.0-130* |

## Laboratory Control Sample (LCS) • Laboratory Control Sample Duplicate (LCSD)

(LCS) R4076203-1 06/01/24 13:19 • (LCSD) R4076203-2 06/01/24 13:42

| Analyte | Spike Amount mg/l | LCS Result mg/l | LCSD Result mg/l | LCS Rec. % | LCSD Rec. % | Rec. Limits % | LCS Qualifier | LCSD Qualifier | RPD % | RPD Limits % |
|---|---|---|---|---|---|---|---|---|---|---|
| Acetone | 0.0250 | 0.0357 | 0.0344 | 143 | 138 | 19.0-160 | | | 3.71 | 27 |
| Acrylonitrile | 0.0250 | 0.0258 | 0.0249 | 103 | 99.6 | 55.0-149 | | | 3.55 | 20 |
| Benzene | 0.00500 | 0.00522 | 0.00492 | 104 | 98.4 | 70.0-123 | | | 5.92 | 20 |
| Bromobenzene | 0.00500 | 0.00584 | 0.00538 | 117 | 108 | 73.0-121 | | | 8.20 | 20 |

## Laboratory Control Sample (LCS) • Laboratory Control Sample Duplicate (LCSD)

(LCS) R4076203-1 06/01/24 13:19 • (LCSD) R4076203-2 06/01/24 13:42

| Analyte | Spike Amount mg/l | LCS Result mg/l | LCSD Result mg/l | LCS Rec. % | LCSD Rec. % | Rec. Limits % | LCS Qualifier | LCSD Qualifier | RPD % | RPD Limits % |
|---|---|---|---|---|---|---|---|---|---|---|
| Bromochloromethane | 0.00500 | 0.00437 | 0.00431 | 87.4 | 86.2 | 76.0-122 | | | 1.38 | 20 |
| Bromodichloromethane | 0.00500 | 0.00475 | 0.00449 | 95.0 | 89.8 | 75.0-120 | | | 5.63 | 20 |
| Bromoform | 0.00500 | 0.00439 | 0.00411 | 87.8 | 82.2 | 68.0-132 | | | 6.59 | 20 |
| Bromomethane | 0.00500 | 0.00338 | 0.00343 | 67.6 | 68.6 | 10.0-160 | | | 1.47 | 25 |
| n-Butylbenzene | 0.00500 | 0.00450 | 0.00432 | 90.0 | 86.4 | 73.0-125 | | | 4.08 | 20 |
| sec-Butylbenzene | 0.00500 | 0.00543 | 0.00525 | 109 | 105 | 75.0-125 | | | 3.37 | 20 |
| tert-Butylbenzene | 0.00500 | 0.00513 | 0.00495 | 103 | 99.0 | 76.0-124 | | | 3.57 | 20 |
| Carbon tetrachloride | 0.00500 | 0.00455 | 0.00431 | 91.0 | 86.2 | 68.0-126 | | | 5.42 | 20 |
| Carbon disulfide | 0.00500 | 0.00528 | 0.00488 | 106 | 97.6 | 61.0-128 | | | 7.87 | 20 |
| Chlorobenzene | 0.00500 | 0.00491 | 0.00460 | 98.2 | 92.0 | 80.0-121 | | | 6.52 | 20 |
| Chlorodibromomethane | 0.00500 | 0.00453 | 0.00412 | 90.6 | 82.4 | 77.0-125 | | | 9.48 | 20 |
| Chloroethane | 0.00500 | 0.00555 | 0.00516 | 111 | 103 | 47.0-150 | | | 7.28 | 20 |
| Chloroform | 0.00500 | 0.00496 | 0.00470 | 99.2 | 94.0 | 73.0-120 | | | 5.38 | 20 |
| Chloromethane | 0.00500 | 0.00533 | 0.00494 | 107 | 98.8 | 41.0-142 | | | 7.59 | 20 |
| 1,2-Dibromo-3-Chloropropane | 0.00500 | 0.00348 | 0.00339 | 69.6 | 67.8 | 58.0-134 | | | 2.62 | 20 |
| 1,2-Dibromoethane | 0.00500 | 0.00484 | 0.00455 | 96.8 | 91.0 | 80.0-122 | | | 6.18 | 20 |
| Dibromomethane | 0.00500 | 0.00446 | 0.00434 | 89.2 | 86.8 | 80.0-120 | | | 2.73 | 20 |
| 1,2-Dichlorobenzene | 0.00500 | 0.00506 | 0.00508 | 101 | 102 | 79.0-121 | | | 0.394 | 20 |
| 1,3-Dichlorobenzene | 0.00500 | 0.00534 | 0.00516 | 107 | 103 | 79.0-120 | | | 3.43 | 20 |
| 1,4-Dichlorobenzene | 0.00500 | 0.00527 | 0.00514 | 105 | 103 | 79.0-120 | | | 2.50 | 20 |
| trans-1,4-Dichloro-2-butene | 0.00500 | 0.00513 | 0.00496 | 103 | 99.2 | 33.0-144 | | | 3.37 | 20 |
| Dichlorodifluoromethane | 0.00500 | 0.00575 | 0.00555 | 115 | 111 | 51.0-149 | | | 3.54 | 20 |
| 1,1-Dichloroethane | 0.00500 | 0.00525 | 0.00497 | 105 | 99.4 | 70.0-126 | | | 5.48 | 20 |
| 1,2-Dichloroethane | 0.00500 | 0.00520 | 0.00498 | 104 | 99.6 | 70.0-128 | | | 4.32 | 20 |
| 1,1-Dichloroethene | 0.00500 | 0.00466 | 0.00444 | 93.2 | 88.8 | 71.0-124 | | | 4.84 | 20 |
| cis-1,2-Dichloroethene | 0.00500 | 0.00469 | 0.00437 | 93.8 | 87.4 | 73.0-120 | | | 7.06 | 20 |
| trans-1,2-Dichloroethene | 0.00500 | 0.00503 | 0.00481 | 101 | 96.2 | 73.0-120 | | | 4.47 | 20 |
| 1,2-Dichloropropane | 0.00500 | 0.00482 | 0.00449 | 96.4 | 89.8 | 77.0-125 | | | 7.09 | 20 |
| cis-1,3-Dichloropropene | 0.00500 | 0.00456 | 0.00436 | 91.2 | 87.2 | 80.0-123 | | | 4.48 | 20 |
| trans-1,3-Dichloropropene | 0.00500 | 0.00471 | 0.00445 | 94.2 | 89.0 | 78.0-124 | | | 5.68 | 20 |
| Ethylbenzene | 0.00500 | 0.00508 | 0.00484 | 102 | 96.8 | 79.0-123 | | | 4.84 | 20 |
| Hexachloro-1,3-butadiene | 0.00500 | 0.00571 | 0.00530 | 114 | 106 | 54.0-138 | | | 7.45 | 20 |
| 2-Hexanone | 0.0250 | 0.0260 | 0.0243 | 104 | 97.2 | 67.0-149 | | | 6.76 | 20 |
| 2-Butanone (MEK) | 0.0250 | 0.0283 | 0.0267 | 113 | 107 | 44.0-160 | | | 5.82 | 20 |
| Iodomethane | 0.0250 | 0.00668 | 0.00703 | 26.7 | 28.1 | 33.0-147 | L2 | L2 | 5.11 | 26 |
| Methylene Chloride | 0.00500 | 0.00500 | 0.00477 | 100 | 95.4 | 67.0-120 | | | 4.71 | 20 |
| 4-Methyl-2-pentanone (MIBK) | 0.0250 | 0.0247 | 0.0233 | 98.8 | 93.2 | 68.0-142 | | | 5.83 | 20 |
| Naphthalene | 0.00500 | 0.00325 | 0.00333 | 65.0 | 66.6 | 54.0-135 | | | 2.43 | 20 |
| n-Propylbenzene | 0.00500 | 0.00559 | 0.00529 | 112 | 106 | 77.0-124 | | | 5.51 | 20 |
| Styrene | 0.00500 | 0.00471 | 0.00439 | 94.2 | 87.8 | 73.0-130 | | | 7.03 | 20 |

## Laboratory Control Sample (LCS) • Laboratory Control Sample Duplicate (LCSD)

(LCS) R4076203-1 06/01/24 13:19 • (LCSD) R4076203-2 06/01/24 13:42

| Analyte | Spike Amount mg/l | LCS Result mg/l | LCSD Result mg/l | LCS Rec. % | LCSD Rec. % | Rec. Limits % | LCS Qualifier | LCSD Qualifier | RPD % | RPD Limits % |
|---|---|---|---|---|---|---|---|---|---|---|
| 1,1,1,2-Tetrachloroethane | 0.00500 | 0.00470 | 0.00427 | 94.0 | 85.4 | 75.0-125 | | | 9.59 | 20 |
| 1,1,2,2-Tetrachloroethane | 0.00500 | 0.00557 | 0.00528 | 111 | 106 | 65.0-130 | | | 5.35 | 20 |
| 1,1,2-Trichlorotrifluoroethane | 0.00500 | 0.00504 | 0.00484 | 101 | 96.8 | 69.0-132 | | | 4.05 | 20 |
| Tetrachloroethene | 0.00500 | 0.00534 | 0.00494 | 107 | 98.8 | 72.0-132 | | | 7.78 | 20 |
| Toluene | 0.00500 | 0.00526 | 0.00484 | 105 | 96.8 | 79.0-120 | | | 8.32 | 20 |
| 1,2,4-Trichlorobenzene | 0.00500 | 0.00446 | 0.00448 | 89.2 | 89.6 | 57.0-137 | | | 0.447 | 20 |
| 1,1,1-Trichloroethane | 0.00500 | 0.00483 | 0.00455 | 96.6 | 91.0 | 73.0-124 | | | 5.97 | 20 |
| 1,1,2-Trichloroethane | 0.00500 | 0.00517 | 0.00483 | 103 | 96.6 | 80.0-120 | | | 6.80 | 20 |
| Trichloroethene | 0.00500 | 0.00455 | 0.00430 | 91.0 | 86.0 | 78.0-124 | | | 5.65 | 20 |
| Trichlorofluoromethane | 0.00500 | 0.00500 | 0.00470 | 100 | 94.0 | 59.0-147 | | | 6.19 | 20 |
| 1,2,3-Trichloropropane | 0.00500 | 0.00516 | 0.00508 | 103 | 102 | 73.0-130 | | | 1.56 | 20 |
| 1,2,4-Trimethylbenzene | 0.00500 | 0.00525 | 0.00504 | 105 | 101 | 76.0-121 | | | 4.08 | 20 |
| 1,3,5-Trimethylbenzene | 0.00500 | 0.00542 | 0.00521 | 108 | 104 | 76.0-122 | | | 3.95 | 20 |
| Vinyl acetate | 0.0250 | 0.0233 | 0.0212 | 93.2 | 84.8 | 11.0-160 | | | 9.44 | 20 |
| Vinyl chloride | 0.00500 | 0.00559 | 0.00529 | 112 | 106 | 67.0-131 | | | 5.51 | 20 |
| Xylenes, Total | 0.0150 | 0.0150 | 0.0139 | 100 | 92.7 | 79.0-123 | | | 7.61 | 20 |
| Di-isopropyl ether | 0.00500 | 0.00496 | 0.00474 | 99.2 | 94.8 | 58.0-138 | | | 4.54 | 20 |
| Ethanol | 0.250 | 0.248 | 0.247 | 99.2 | 98.8 | 10.0-160 | | | 0.404 | 30 |
| Ethyl tert-butyl ether | 0.00500 | 0.00480 | 0.00464 | 96.0 | 92.8 | 63.0-138 | | | 3.39 | 20 |
| Methyl tert-butyl ether | 0.00500 | 0.00456 | 0.00430 | 91.2 | 86.0 | 68.0-125 | | | 5.87 | 20 |
| tert-Butyl alcohol | 0.0250 | 0.0229 | 0.0226 | 91.6 | 90.4 | 27.0-160 | | | 1.32 | 30 |
| tert-Amyl Methyl Ether | 0.00500 | 0.00454 | 0.00492 | 90.8 | 98.4 | 66.0-125 | | | 8.03 | 20 |
| *(S) Toluene-d8* | | | | *109* | *108* | *80.0-120* | | | | |
| *(S) 4-Bromofluorobenzene* | | | | *101* | *101* | *77.0-126* | | | | |
| *(S) 1,2-Dichloroethane-d4* | | | | *102* | *104* | *70.0-130* | | | | |

# INTERNAL STANDARD SUMMARY

## Instrument: VOCMS30 • File ID: 0530A_03

05/30/24 06:25

| Sample ID | File ID | 8260-FLUOROBENZENE | 8260-CHLOROBENZENE-D5 | 8260-1,4-DICHLOROBENZENE-D4 |
|---|---|---|---|---|
| | | Response | Response | Response |
| Standard | 0530A_03 | 228380 | 104892 | 102566 |
| Upper Limit | | 456760 | 209784 | 205132 |
| Lower Limit | | 114190 | 52446 | 51283 |
| LCS R4075760-1 WG2295328 1x | 0530A_03LCS | 228380 | 104892 | 102566 |
| LCSD R4075760-2 WG2295328 1x | 0530A_04 | 234957 | 109379 | 105653 |
| BLANK R4075760-3 WG2295328 1x | 0530A_06 | 228730 | 103696 | 97885 |
| L1739373-06 WG2295328 1x | 0530a_07 | 216743 | 98527 | 93152 |
| L1739373-01 WG2295328 1x | 0530a_12 | 232487 | 105350 | 95405 |
| L1739373-02 WG2295328 1x | 0530a_13 | 229657 | 104059 | 98612 |
| L1739373-05 WG2295328 1x | 0530a_14 | 222812 | 101024 | 93593 |
| L1739373-03 WG2295328 20x | 0530a_24 | 225774 | 100981 | 93575 |
| MS R4075760-4 WG2295328 1x | 0530a_27 | 222826 | 101870 | 97895 |
| MSD R4075760-5 WG2295328 1x | 0530a_28 | 224844 | 102700 | 97113 |

## Instrument: VOCMS30 • File ID: 0601a_02

06/01/24 13:19

| Sample ID | File ID | 8260-FLUOROBENZENE | 8260-CHLOROBENZENE-D5 | 8260-1,4-DICHLOROBENZENE-D4 |
|---|---|---|---|---|
| | | Response | Response | Response |
| Standard | 0601a_02 | 225108 | 102495 | 98458 |
| Upper Limit | | 450216 | 204990 | 196916 |
| Lower Limit | | 112554 | 51248 | 49229 |
| LCS R4076203-1 WG2296348 1x | 0601a_02LCSB | 225108 | 102495 | 98458 |
| LCSD R4076203-2 WG2296348 1x | 0601a_03B | 235930 | 108442 | 101755 |
| BLANK R4076203-3 WG2296348 1x | 0601a_05B | 230716 | 103170 | 93498 |
| L1739373-04 WG2296348 25x | 0601a_07 | 229260 | 104279 | 91950 |

# GLOSSARY OF TERMS

## Guide to Reading and Understanding Your Laboratory Report

The information below is designed to better explain the various terms used in your report of analytical results from the Laboratory. This is not intended as a comprehensive explanation, and if you have additional questions please contact your project representative.

Results Disclaimer - Information that may be provided by the customer, and contained within this report, include Permit Limits, Project Name, Sample ID, Sample Matrix, Sample Preservation, Field Blanks, Field Spikes, Field Duplicates, On-Site Data, Sampling Collection Dates/Times, and Sampling Location. Results relate to the accuracy of this information provided, and as the samples are received.

## Abbreviations and Definitions

| | |
|---|---|
| MDL | Method Detection Limit. |
| ND | Not detected at the Reporting Limit (or MDL where applicable). |
| RDL | Reported Detection Limit. |
| Rec. | Recovery. |
| RPD | Relative Percent Difference. |
| SDG | Sample Delivery Group. |
| (S) | Surrogate (Surrogate Standard) - Analytes added to every blank, sample, Laboratory Control Sample/Duplicate and Matrix Spike/Duplicate; used to evaluate analytical efficiency by measuring recovery. Surrogates are not expected to be detected in all environmental media. |
| U | Not detected at the Reporting Limit (or MDL where applicable). |
| Analyte | The name of the particular compound or analysis performed. Some Analyses and Methods will have multiple analytes reported. |
| Dilution | If the sample matrix contains an interfering material, the sample preparation volume or weight values differ from the standard, or if concentrations of analytes in the sample are higher than the highest limit of concentration that the laboratory can accurately report, the sample may be diluted for analysis. If a value different than 1 is used in this field, the result reported has already been corrected for this factor. |
| Limits | These are the target % recovery ranges or % difference value that the laboratory has historically determined as normal for the method and analyte being reported. Successful QC Sample analysis will target all analytes recovered or duplicated within these ranges. |
| Original Sample | The non-spiked sample in the prep batch used to determine the Relative Percent Difference (RPD) from a quality control sample. The Original Sample may not be included within the reported SDG. |
| Qualifier | This column provides a letter and/or number designation that corresponds to additional information concerning the result reported. If a Qualifier is present, a definition per Qualifier is provided within the Glossary and Definitions page and potentially a discussion of possible implications of the Qualifier in the Case Narrative if applicable. |
| Result | The actual analytical final result (corrected for any sample specific characteristics) reported for your sample. If there was no measurable result returned for a specific analyte, the result in this column may state “ND” (Not Detected) or “BDL” (Below Detectable Levels). The information in the results column should always be accompanied by either an MDL (Method Detection Limit) or RDL (Reporting Detection Limit) that defines the lowest value that the laboratory could detect or report for this analyte. |
| Uncertainty (Radiochemistry) | Confidence level of 2 sigma. |
| Case Narrative (Cn) | A brief discussion about the included sample results, including a discussion of any non-conformances to protocol observed either at sample receipt by the laboratory from the field or during the analytical process. If present, there will be a section in the Case Narrative to discuss the meaning of any data qualifiers used in the report. |
| Quality Control Summary (Qc) | This section of the report includes the results of the laboratory quality control analyses required by procedure or analytical methods to assist in evaluating the validity of the results reported for your samples. These analyses are not being performed on your samples typically, but on laboratory generated material. |
| Sample Chain of Custody (Sc) | This is the document created in the field when your samples were initially collected. This is used to verify the time and date of collection, the person collecting the samples, and the analyses that the laboratory is requested to perform. This chain of custody also documents all persons (excluding commercial shippers) that have had control or possession of the samples from the time of collection until delivery to the laboratory for analysis. |
| Sample Results (Sr) | This section of your report will provide the results of all testing performed on your samples. These results are provided by sample ID and are separated by the analyses performed on each sample. The header line of each analysis section for each sample will provide the name and method number for the analysis reported. |
| Sample Summary (Ss) | This section of the Analytical Report defines the specific analyses performed for each sample ID, including the dates and times of preparation and/or analysis. |

| Qualifier | Description |
|---|---|
| E4 | Concentration estimated. Analyte was detected below laboratory minimum reporting level (MRL) but above MDL. |
| L2 | The associated blank spike recovery was below laboratory acceptance limits. |
| M2 | Matrix spike recovery was low, the method control sample recovery was acceptable. |
| R5 | MS/MSD RPD exceeded the laboratory acceptance limit. Recovery met acceptance criteria. |
| R7 | LFB/LFBD RPD exceeded the laboratory acceptance limit. Recovery met acceptance criteria. |
| R8 | Sample RPD exceeded the method acceptance limit. |

# ACCREDITATIONS & LOCATIONS

## Pace Analytical National 12065 Lebanon Rd Mount Juliet, TN 37122

| | | | |
|---|---|---|---|
| Alabama | 40660 | Nebraska | NE-OS-15-05 |
| Alaska | 17-026 | Nevada | TN000032021-1 |
| Arizona | AZ0612 | New Hampshire | 2975 |
| Arkansas | 88-0469 | New Jersey–NELAP | TN002 |
| California | 2932 | New Mexico [1] | TN00003 |
| Colorado | TN00003 | New York | 11742 |
| Connecticut | PH-0197 | North Carolina | Env375 |
| Florida | E87487 | North Carolina [1] | DW21704 |
| Georgia | NELAP | North Carolina [3] | 41 |
| Georgia [1] | 923 | North Dakota | R-140 |
| Idaho | TN00003 | Ohio–VAP | CL0069 |
| Illinois | 200008 | Oklahoma | 9915 |
| Indiana | C-TN-01 | Oregon | TN200002 |
| Iowa | 364 | Pennsylvania | 68-02979 |
| Kansas | E-10277 | Rhode Island | LAO000356 |
| Kentucky [1 6] | KY90010 | South Carolina | 84004002 |
| Kentucky [2] | 16 | South Dakota | n/a |
| Louisiana | AI30792 | Tennessee [1 4] | 2006 |
| Louisiana | LA018 | Texas | T104704245-20-18 |
| Maine | TN00003 | Texas [5] | LAB0152 |
| Maryland | 324 | Utah | TN000032021-11 |
| Massachusetts | M-TN003 | Vermont | VT2006 |
| Michigan | 9958 | Virginia | 110033 |
| Minnesota | 047-999-395 | Washington | C847 |
| Mississippi | TN00003 | West Virginia | 233 |
| Missouri | 340 | Wisconsin | 998093910 |
| Montana | CERT0086 | Wyoming | A2LA |
| A2LA – ISO 17025 | 1461.01 | AIHA-LAP,LLC EMLAP | 100789 |
| A2LA – ISO 17025 [5] | 1461.02 | DOD | 1461.01 |
| Canada | 1461.01 | USDA | P330-15-00234 |
| EPA–Crypto | TN00003 | | |

[1] Drinking Water [2] Underground Storage Tanks [3] Aquatic Toxicity [4] Chemical/Microbiological [5] Mold [6] Wastewater n/a Accreditation not applicable

* Not all certifications held by the laboratory are applicable to the results reported in the attached report.

* Accreditation is only applicable to the test methods specified on each scope of accreditation held by Pace Analytical.

Company Name/Address:
**Kinder Morgan - Rocklin, CA-AZ Work**

410 N.44th Street
Suite 1000
Phoenix. AZ 85008

Billing Information:
Accounts Payable- Alan Van Antwerp
9950 SAN DIEGO MISSION RD.
SAN DIEGO, CA 92108

Pres Chk

Report to: Bob Forsberg

Email To: bob.forsberg@arcadis-us.com;sascha.arnold@arcadis.com

Project Description: KMEP Silvercroft Wash

City/State Collected: TUCSON/AZ

Please Circle: PT (MT) CT ET

Phone: 602-438-0883

Client Project # ~~30179444.01~~ 30207116

Lab Project # KINARCPAZ-SILVERCROF

Collected by (print): MS/SXA

Site/Facility ID # SILVERCROFT WASH

P.O. # WD1046679

Collected by (signature):

Immediately Packed on Ice N ___ Y X

Rush? (Lab MUST Be Notified)
___ Same Day ___ Five Day
___ Next Day ___ 5 Day (Rad Only)
___ Two Day ___ 10 Day (Rad Only)
___ Three Day

Quote #

Date Results Needed: STD TAT

| Sample ID | Comp/Grab | Matrix * | Depth | Date | Time | No. of Cntrs | *NO2,NO3,SO4 125mlHDPE-NoPres | EEM RSK175 40mlAmb HCl | HOLD - NO2+NO3 250mlHDPE-H2SO4 | TDS 1L-HDPE NoPres | Total Fe 6010 250mlHDPE-HNO3 | VOCs+OXYs 8260 40mlAmb-HCl | | | | | Remarks | Sample # (lab only) |
|---|---|---|---|---|---|---|---|---|---|---|---|---|---|---|---|---|---|---|
| | | | | | | | | | L2 | | L2 | | | | | | | |
| WR-464A | GRAB | GW | 164' | 5-22-24 | 0904 | 18 | X | X | X | X | X | X | | | | | RUN MS/MSD | 01 |
| WR-467A | | GW | 172' | 5-22-24 | 1005 | 9 | X | X | X | X | X | X | | | | | | 02 |
| WR-430A | | GW | 173' | 5-22-24 | 1048 | 9 | X | X | X | X | X | X | | | | | | 03 |
| R-067.A | | GW | 173' | 5-22-24 | 1140 | 9 | X | X | X | X | X | X | | | | | | 04 |
| WR-242A | | GW | 164' | 5-22-24 | 1231 | 9 | X | X | X | X | X | X | | | | | | 05 |
| | | GW | | | | | | | | | | | | | | | | |
| | | GW | | | | | | | | | | | | | | | | |
| | | GW | | | | | | | | | | | | | | | | |
| | | GW | | | | | | | | | | | | | | | | |
| TRIP BLANK | — | ~~GW~~ | — | 5-22-24 | — | 1 | | | | | | X | | | | | | |

Analysis / Container / Preservative

Chain of Custody Page 1 of 1

Pace
PEOPLE ADVANCING SCIENCE

MT JULIET, TN
12065 Lebanon Rd Mount Juliet, TN 37122
Submitting a sample via this chain of custody constitutes acknowledgment and acceptance of the Pace Terms and Conditions found at: https://info.pacelabs.com/hubfs/pas-standard-terms.pdf

SDG # L1739834 3

Table # G068

Acctnum: KINARCPAZ

Template: T190237

Prelogin: P1053889

PM: 110 - Brian Ford

PB:

Shipped Via:

* Matrix:
SS - Soil AIR - Air F - Filter
GW - Groundwater B - Bioassay
WW - WasteWater
DW - Drinking Water
OT - Other_____

Remarks: *NO2,NO3 have a 48 hour holding time.

*COT* (SHIP VIA FEDEX)

pH _____ Temp _____

Flow _____ Other _____

PH-10BDH5021 TRC-23623
CR6-20221V

Samples returned via: __ UPS __ FedEx __ Courier _____

Tracking # 7155 0313 9730

Sample Receipt Checklist
COC Seal Present/Intact: __NP X Y __N
COC Signed/Accurate: __Y __N
Bottles arrive intact: __Y __N
Correct bottles used: __Y __N
Sufficient volume sent: __Y __N
If Applicable
OA Zero Headspace: __Y __N
Preservation Correct/Checked: __Y __N
RAD Screen <0.5 mR/hr: X Y __N

| Relinquished by: (Signature) | Date: | Time: | Received by: (Signature) |
|---|---|---|---|
| | 5-22-2024 | 1500 | SHIP-N-MAIL |
| Relinquished by : (Signature) | Date: | Time: | Received by: (Signature) |
| Relinquished by : (Signature) | Date: | Time: | Received for lab by: (Signature) |

Trip Blank Received: Yes / No (HCl / MeoH TBR)

Temp: °C Bottles Received: EDA 64.8=4.9 54

Date: 05/23/2024 Time: 0900

If preservation required by Login: Date/Time

Hold:

Condition: NCF / OK

# ANALYTICAL REPORT

June 13, 2024



## Kinder Morgan - Rocklin, CA-AZ Work

| | |
|---|---|
| Sample Delivery Group: | L1738436 |
| Samples Received: | 05/21/2024 |
| Project Number: | 30207116 |
| Description: | KMEP Silvercroft Wash |
| Site: | SILVERCROFT WASH |
| Report To: | Bob Forsberg<br>410 N.44th Street<br>Suite 1000<br>Phoenix, AZ 85008 |

Entire Report Reviewed By:

Brian Ford

Project Manager

Results relate only to the items tested or calibrated and are reported as rounded values. This test report shall not be reproduced, except in full, without written approval of the laboratory. Where applicable, sampling conducted by Pace Analytical National is performed per guidance provided in laboratory standard operating procedures ENV-SOP-MTJL-0067 and ENV-SOP-MTJL-0068. Where sampling conducted by the customer, results relate to the accuracy of the information provided, and as the samples are received.

**Pace Analytical National**

12065 Lebanon Rd Mount Juliet, TN 37122 615-758-5858 800-767-5859 mydata.pacelabs.com

# TABLE OF CONTENTS


Cp: Cover Page 1

Tc: Table of Contents 2

Ss: Sample Summary 3

Cn: Case Narrative 5

Sr: Sample Results 6

MW-28 L1738436-01 6

MW-18 L1738436-02 8

MW-18 DUP L1738436-03 10

MW-24 L1738436-04 12

MW-30 L1738436-05 14

MW-26 L1738436-06 16

EB-3 L1738436-07 18

TRIP BLANK L1738436-08 20

Qc: Quality Control Summary 22

Gravimetric Analysis by Method 2540 C-2011 22

Wet Chemistry by Method 353.2 23

Wet Chemistry by Method 9056A 24

Metals (ICP) by Method 6010D 28

Volatile Organic Compounds (GC) by Method RSK175 30

Volatile Organic Compounds (GC/MS) by Method 8260B 32

Is: Internal Standard Summary 38

Volatile Organic Compounds (GC/MS) by Method 8260B 38

Gl: Glossary of Terms 39

Al: Accreditations & Locations 40

Sc: Sample Chain of Custody 41

## MW-28 L1738436-01 GW

Collected by: MS/SXA | Collected date/time: 05/20/24 10:35 | Received date/time: 05/21/24 09:00

| Method | Batch | Dilution | Preparation date/time | Analysis date/time | Analyst | Location |
|---|---|---|---|---|---|---|
| Gravimetric Analysis by Method 2540 C-2011 | WG2292539 | 1 | 05/24/24 09:12 | 05/24/24 16:33 | JAC | Mt. Juliet, TN |
| Wet Chemistry by Method 9056A | WG2290277 | 1 | 05/21/24 22:24 | 05/21/24 22:24 | DLH | Mt. Juliet, TN |
| Wet Chemistry by Method 9056A | WG2300737 | 5 | 06/10/24 14:52 | 06/10/24 14:52 | DLH | Mt. Juliet, TN |
| Metals (ICP) by Method 6010D | WG2292937 | 1 | 05/29/24 23:59 | 05/30/24 10:29 | DJS | Mt. Juliet, TN |
| Volatile Organic Compounds (GC) by Method RSK175 | WG2290595 | 1 | 05/23/24 14:21 | 05/23/24 14:21 | CCM | Mt. Juliet, TN |
| Volatile Organic Compounds (GC/MS) by Method 8260B | WG2293728 | 1 | 05/27/24 02:39 | 05/27/24 02:39 | JHH | Mt. Juliet, TN |

## MW-18 L1738436-02 GW

Collected by: MS/SXA | Collected date/time: 05/20/24 11:30 | Received date/time: 05/21/24 09:00

| Method | Batch | Dilution | Preparation date/time | Analysis date/time | Analyst | Location |
|---|---|---|---|---|---|---|
| Gravimetric Analysis by Method 2540 C-2011 | WG2292539 | 1 | 05/24/24 09:12 | 05/24/24 16:33 | JAC | Mt. Juliet, TN |
| Wet Chemistry by Method 9056A | WG2290277 | 1 | 05/21/24 23:15 | 05/21/24 23:15 | DLH | Mt. Juliet, TN |
| Metals (ICP) by Method 6010D | WG2292937 | 1 | 05/29/24 23:59 | 05/30/24 11:05 | DJS | Mt. Juliet, TN |
| Volatile Organic Compounds (GC) by Method RSK175 | WG2290595 | 1 | 05/23/24 14:24 | 05/23/24 14:24 | CCM | Mt. Juliet, TN |
| Volatile Organic Compounds (GC/MS) by Method 8260B | WG2293728 | 1 | 05/27/24 03:00 | 05/27/24 03:00 | JHH | Mt. Juliet, TN |

## MW-18 DUP L1738436-03 GW

Collected by: MS/SXA | Collected date/time: 05/20/24 11:35 | Received date/time: 05/21/24 09:00

| Method | Batch | Dilution | Preparation date/time | Analysis date/time | Analyst | Location |
|---|---|---|---|---|---|---|
| Gravimetric Analysis by Method 2540 C-2011 | WG2292539 | 1 | 05/24/24 09:12 | 05/24/24 16:33 | JAC | Mt. Juliet, TN |
| Wet Chemistry by Method 9056A | WG2290277 | 1 | 05/21/24 23:28 | 05/21/24 23:28 | DLH | Mt. Juliet, TN |
| Metals (ICP) by Method 6010D | WG2292937 | 1 | 05/29/24 23:59 | 05/30/24 11:07 | DJS | Mt. Juliet, TN |
| Volatile Organic Compounds (GC) by Method RSK175 | WG2290595 | 1 | 05/23/24 14:27 | 05/23/24 14:27 | CCM | Mt. Juliet, TN |
| Volatile Organic Compounds (GC/MS) by Method 8260B | WG2293728 | 1 | 05/27/24 03:21 | 05/27/24 03:21 | JHH | Mt. Juliet, TN |

## MW-24 L1738436-04 GW

Collected by: MS/SXA | Collected date/time: 05/20/24 12:22 | Received date/time: 05/21/24 09:00

| Method | Batch | Dilution | Preparation date/time | Analysis date/time | Analyst | Location |
|---|---|---|---|---|---|---|
| Gravimetric Analysis by Method 2540 C-2011 | WG2292539 | 1 | 05/24/24 09:12 | 05/24/24 16:33 | JAC | Mt. Juliet, TN |
| Wet Chemistry by Method 9056A | WG2290277 | 1 | 05/21/24 23:41 | 05/21/24 23:41 | DLH | Mt. Juliet, TN |
| Wet Chemistry by Method 9056A | WG2300737 | 10 | 06/10/24 15:56 | 06/10/24 15:56 | DLH | Mt. Juliet, TN |
| Metals (ICP) by Method 6010D | WG2292937 | 1 | 05/29/24 23:59 | 05/30/24 11:08 | DJS | Mt. Juliet, TN |
| Volatile Organic Compounds (GC) by Method RSK175 | WG2290595 | 1 | 05/23/24 14:29 | 05/23/24 14:29 | CCM | Mt. Juliet, TN |
| Volatile Organic Compounds (GC/MS) by Method 8260B | WG2293728 | 1 | 05/27/24 03:41 | 05/27/24 03:41 | JHH | Mt. Juliet, TN |

## MW-30 L1738436-05 GW

Collected by: MS/SXA | Collected date/time: 05/20/24 13:20 | Received date/time: 05/21/24 09:00

| Method | Batch | Dilution | Preparation date/time | Analysis date/time | Analyst | Location |
|---|---|---|---|---|---|---|
| Gravimetric Analysis by Method 2540 C-2011 | WG2292539 | 1 | 05/24/24 09:12 | 05/24/24 16:33 | JAC | Mt. Juliet, TN |
| Wet Chemistry by Method 9056A | WG2290277 | 1 | 05/21/24 23:54 | 05/21/24 23:54 | DLH | Mt. Juliet, TN |
| Metals (ICP) by Method 6010D | WG2292937 | 1 | 05/29/24 23:59 | 05/30/24 11:10 | DJS | Mt. Juliet, TN |
| Volatile Organic Compounds (GC) by Method RSK175 | WG2290595 | 1 | 05/23/24 14:32 | 05/23/24 14:32 | CCM | Mt. Juliet, TN |
| Volatile Organic Compounds (GC/MS) by Method 8260B | WG2293728 | 1 | 05/27/24 04:02 | 05/27/24 04:02 | JHH | Mt. Juliet, TN |

## MW-26 L1738436-06 GW

Collected by: MS/SXA | Collected date/time: 05/20/24 14:03 | Received date/time: 05/21/24 09:00

| Method | Batch | Dilution | Preparation date/time | Analysis date/time | Analyst | Location |
|---|---|---|---|---|---|---|
| Gravimetric Analysis by Method 2540 C-2011 | WG2292539 | 1 | 05/24/24 09:12 | 05/24/24 16:33 | JAC | Mt. Juliet, TN |
| Wet Chemistry by Method 353.2 | WG2303620 | 1 | 06/12/24 16:02 | 06/12/24 16:02 | KMB | Mt. Juliet, TN |
| Wet Chemistry by Method 9056A | WG2300737 | 1 | 06/10/24 16:12 | 06/10/24 16:12 | DLH | Mt. Juliet, TN |
| Metals (ICP) by Method 6010D | WG2292938 | 1 | 05/28/24 16:01 | 05/29/24 21:49 | DJS | Mt. Juliet, TN |
| Volatile Organic Compounds (GC) by Method RSK175 | WG2290595 | 1 | 05/23/24 14:35 | 05/23/24 14:35 | CCM | Mt. Juliet, TN |
| Volatile Organic Compounds (GC/MS) by Method 8260B | WG2293728 | 1 | 05/27/24 04:23 | 05/27/24 04:23 | JHH | Mt. Juliet, TN |

## EB-3 L1738436-07 GW

Collected by: MS/SXA | Collected date/time: 05/20/24 12:30 | Received date/time: 05/21/24 09:00

| Method | Batch | Dilution | Preparation date/time | Analysis date/time | Analyst | Location |
|---|---|---|---|---|---|---|
| Volatile Organic Compounds (GC/MS) by Method 8260B | WG2293728 | 1 | 05/27/24 01:58 | 05/27/24 01:58 | JHH | Mt. Juliet, TN |

## TRIP BLANK L1738436-08 GW

Collected by: MS/SXA | Collected date/time: 05/20/24 00:00 | Received date/time: 05/21/24 09:00

| Method | Batch | Dilution | Preparation date/time | Analysis date/time | Analyst | Location |
|---|---|---|---|---|---|---|
| Volatile Organic Compounds (GC/MS) by Method 8260B | WG2293728 | 1 | 05/27/24 00:55 | 05/27/24 00:55 | JHH | Mt. Juliet, TN |

# CASE NARRATIVE

All sample aliquots were received at the correct temperature, in the proper containers, with the appropriate preservatives, and within method specified holding times, unless qualified or notated within the report. Where applicable, all MDL (LOD) and RDL (LOQ) values reported for environmental samples have been corrected for the dilution factor used in the analysis. All Method and Batch Quality Control are within established criteria except where addressed in this case narrative, a non-conformance form or properly qualified within the sample results. By my digital signature below, I affirm to the best of my knowledge, all problems/anomalies observed by the laboratory as having the potential to affect the quality of the data have been identified by the laboratory, and no information or data have been knowingly withheld that would affect the quality of the data.

Brian Ford
Project Manager

## Gravimetric Analysis by Method 2540 C-2011

| Analyte | Result mg/l | Qualifier | RDL mg/l | Dilution | Analysis date / time | Batch |
|---|---|---|---|---|---|---|
| Dissolved Solids | 673 | | 13.3 | 1 | 05/24/2024 16:33 | WG2292539 |

## Wet Chemistry by Method 9056A

| Analyte | Result mg/l | Qualifier | RDL mg/l | Dilution | Analysis date / time | Batch |
|---|---|---|---|---|---|---|
| Nitrate | 3.19 | | 0.100 | 1 | 05/21/2024 22:24 | WG2290277 |
| Nitrite | ND | | 0.100 | 1 | 05/21/2024 22:24 | WG2290277 |
| Sulfate | 206 | M3 | 25.0 | 5 | 06/10/2024 14:52 | WG2300737 |

## Metals (ICP) by Method 6010D

| Analyte | Result mg/l | Qualifier | RDL mg/l | Dilution | Analysis date / time | Batch |
|---|---|---|---|---|---|---|
| Iron | 1.88 | | 0.100 | 1 | 05/30/2024 10:29 | WG2292937 |

## Volatile Organic Compounds (GC) by Method RSK175

| Analyte | Result mg/l | Qualifier | RDL mg/l | Dilution | Analysis date / time | Batch |
|---|---|---|---|---|---|---|
| Methane | ND | | 0.0100 | 1 | 05/23/2024 14:21 | WG2290595 |
| Ethane | ND | | 0.0130 | 1 | 05/23/2024 14:21 | WG2290595 |
| Ethene | ND | | 0.0130 | 1 | 05/23/2024 14:21 | WG2290595 |

## Volatile Organic Compounds (GC/MS) by Method 8260B

| Analyte | Result mg/l | Qualifier | RDL mg/l | Dilution | Analysis date / time | Batch |
|---|---|---|---|---|---|---|
| Acetone | ND | | 0.0500 | 1 | 05/27/2024 02:39 | WG2293728 |
| Acrylonitrile | ND | | 0.0100 | 1 | 05/27/2024 02:39 | WG2293728 |
| Benzene | ND | | 0.00100 | 1 | 05/27/2024 02:39 | WG2293728 |
| Bromobenzene | ND | | 0.00100 | 1 | 05/27/2024 02:39 | WG2293728 |
| Bromochloromethane | ND | | 0.00100 | 1 | 05/27/2024 02:39 | WG2293728 |
| Bromodichloromethane | ND | | 0.00100 | 1 | 05/27/2024 02:39 | WG2293728 |
| Bromoform | ND | | 0.00100 | 1 | 05/27/2024 02:39 | WG2293728 |
| Bromomethane | ND | | 0.00500 | 1 | 05/27/2024 02:39 | WG2293728 |
| n-Butylbenzene | ND | | 0.00100 | 1 | 05/27/2024 02:39 | WG2293728 |
| sec-Butylbenzene | ND | | 0.00100 | 1 | 05/27/2024 02:39 | WG2293728 |
| tert-Butylbenzene | ND | | 0.00100 | 1 | 05/27/2024 02:39 | WG2293728 |
| Carbon tetrachloride | ND | L1 | 0.00100 | 1 | 05/27/2024 02:39 | WG2293728 |
| Carbon disulfide | ND | | 0.00100 | 1 | 05/27/2024 02:39 | WG2293728 |
| Chlorobenzene | ND | | 0.00100 | 1 | 05/27/2024 02:39 | WG2293728 |
| Chlorodibromomethane | ND | | 0.00100 | 1 | 05/27/2024 02:39 | WG2293728 |
| Chloroethane | ND | | 0.00500 | 1 | 05/27/2024 02:39 | WG2293728 |
| Chloroform | ND | | 0.00500 | 1 | 05/27/2024 02:39 | WG2293728 |
| Chloromethane | ND | | 0.00250 | 1 | 05/27/2024 02:39 | WG2293728 |
| 1,2-Dibromo-3-Chloropropane | ND | | 0.00500 | 1 | 05/27/2024 02:39 | WG2293728 |
| 1,2-Dibromoethane | ND | | 0.00100 | 1 | 05/27/2024 02:39 | WG2293728 |
| Dibromomethane | ND | | 0.00100 | 1 | 05/27/2024 02:39 | WG2293728 |
| 1,2-Dichlorobenzene | ND | | 0.00100 | 1 | 05/27/2024 02:39 | WG2293728 |
| 1,3-Dichlorobenzene | ND | | 0.00100 | 1 | 05/27/2024 02:39 | WG2293728 |
| 1,4-Dichlorobenzene | ND | | 0.00100 | 1 | 05/27/2024 02:39 | WG2293728 |
| trans-1,4-Dichloro-2-butene | ND | | 0.00250 | 1 | 05/27/2024 02:39 | WG2293728 |
| Dichlorodifluoromethane | ND | M1 | 0.00500 | 1 | 05/27/2024 02:39 | WG2293728 |
| 1,1-Dichloroethane | ND | | 0.00100 | 1 | 05/27/2024 02:39 | WG2293728 |
| 1,2-Dichloroethane | ND | | 0.00100 | 1 | 05/27/2024 02:39 | WG2293728 |
| 1,1-Dichloroethene | ND | | 0.00100 | 1 | 05/27/2024 02:39 | WG2293728 |
| cis-1,2-Dichloroethene | ND | | 0.00100 | 1 | 05/27/2024 02:39 | WG2293728 |

## Volatile Organic Compounds (GC/MS) by Method 8260B

| Analyte | Result mg/l | Qualifier | RDL mg/l | Dilution | Analysis date / time | Batch |
|---|---|---|---|---|---|---|
| trans-1,2-Dichloroethene | ND | | 0.00100 | 1 | 05/27/2024 02:39 | WG2293728 |
| 1,2-Dichloropropane | ND | | 0.00100 | 1 | 05/27/2024 02:39 | WG2293728 |
| cis-1,3-Dichloropropene | ND | | 0.00100 | 1 | 05/27/2024 02:39 | WG2293728 |
| trans-1,3-Dichloropropene | ND | | 0.00100 | 1 | 05/27/2024 02:39 | WG2293728 |
| Ethylbenzene | ND | | 0.00100 | 1 | 05/27/2024 02:39 | WG2293728 |
| Hexachloro-1,3-butadiene | ND | | 0.00100 | 1 | 05/27/2024 02:39 | WG2293728 |
| 2-Hexanone | ND | | 0.0100 | 1 | 05/27/2024 02:39 | WG2293728 |
| 2-Butanone (MEK) | ND | | 0.0100 | 1 | 05/27/2024 02:39 | WG2293728 |
| Iodomethane | ND | | 0.0100 | 1 | 05/27/2024 02:39 | WG2293728 |
| Methylene Chloride | ND | | 0.00500 | 1 | 05/27/2024 02:39 | WG2293728 |
| 4-Methyl-2-pentanone (MIBK) | ND | | 0.0100 | 1 | 05/27/2024 02:39 | WG2293728 |
| Naphthalene | ND | | 0.00500 | 1 | 05/27/2024 02:39 | WG2293728 |
| n-Propylbenzene | ND | | 0.00100 | 1 | 05/27/2024 02:39 | WG2293728 |
| Styrene | ND | | 0.00100 | 1 | 05/27/2024 02:39 | WG2293728 |
| 1,1,1,2-Tetrachloroethane | ND | | 0.00100 | 1 | 05/27/2024 02:39 | WG2293728 |
| 1,1,2,2-Tetrachloroethane | ND | | 0.00100 | 1 | 05/27/2024 02:39 | WG2293728 |
| 1,1,2-Trichlorotrifluoroethane | ND | | 0.00100 | 1 | 05/27/2024 02:39 | WG2293728 |
| Tetrachloroethene | 0.0137 | | 0.00100 | 1 | 05/27/2024 02:39 | WG2293728 |
| Toluene | ND | | 0.00100 | 1 | 05/27/2024 02:39 | WG2293728 |
| 1,2,4-Trichlorobenzene | ND | | 0.00100 | 1 | 05/27/2024 02:39 | WG2293728 |
| 1,1,1-Trichloroethane | ND | L1 | 0.00100 | 1 | 05/27/2024 02:39 | WG2293728 |
| 1,1,2-Trichloroethane | ND | | 0.00100 | 1 | 05/27/2024 02:39 | WG2293728 |
| Trichloroethene | 0.00174 | | 0.00100 | 1 | 05/27/2024 02:39 | WG2293728 |
| Trichlorofluoromethane | ND | | 0.00500 | 1 | 05/27/2024 02:39 | WG2293728 |
| 1,2,3-Trichloropropane | ND | | 0.00250 | 1 | 05/27/2024 02:39 | WG2293728 |
| 1,2,4-Trimethylbenzene | ND | | 0.00100 | 1 | 05/27/2024 02:39 | WG2293728 |
| 1,3,5-Trimethylbenzene | ND | | 0.00100 | 1 | 05/27/2024 02:39 | WG2293728 |
| Vinyl acetate | ND | | 0.0100 | 1 | 05/27/2024 02:39 | WG2293728 |
| Vinyl chloride | ND | | 0.00100 | 1 | 05/27/2024 02:39 | WG2293728 |
| Xylenes, Total | ND | | 0.00300 | 1 | 05/27/2024 02:39 | WG2293728 |
| Di-isopropyl ether | ND | | 0.00100 | 1 | 05/27/2024 02:39 | WG2293728 |
| Ethanol | ND | R5 | 0.100 | 1 | 05/27/2024 02:39 | WG2293728 |
| Ethyl tert-butyl ether | ND | | 0.00100 | 1 | 05/27/2024 02:39 | WG2293728 |
| Methyl tert-butyl ether | ND | | 0.00100 | 1 | 05/27/2024 02:39 | WG2293728 |
| tert-Butyl alcohol | ND | | 0.00500 | 1 | 05/27/2024 02:39 | WG2293728 |
| tert-Amyl Methyl Ether | ND | | 0.00100 | 1 | 05/27/2024 02:39 | WG2293728 |
| *(S) Toluene-d8* | *109* | | *80.0-120* | | *05/27/2024 02:39* | WG2293728 |
| *(S) 4-Bromofluorobenzene* | *109* | | *77.0-126* | | *05/27/2024 02:39* | WG2293728 |
| *(S) 1,2-Dichloroethane-d4* | *108* | | *70.0-130* | | *05/27/2024 02:39* | WG2293728 |

## Gravimetric Analysis by Method 2540 C-2011

| Analyte | Result mg/l | Qualifier | RDL mg/l | Dilution | Analysis date / time | Batch |
|---|---|---|---|---|---|---|
| Dissolved Solids | 389 | | 10.0 | 1 | 05/24/2024 16:33 | WG2292539 |

## Wet Chemistry by Method 9056A

| Analyte | Result mg/l | Qualifier | RDL mg/l | Dilution | Analysis date / time | Batch |
|---|---|---|---|---|---|---|
| Nitrate | 1.81 | | 0.100 | 1 | 05/21/2024 23:15 | WG2290277 |
| Nitrite | ND | | 0.100 | 1 | 05/21/2024 23:15 | WG2290277 |
| Sulfate | 92.2 | | 5.00 | 1 | 05/21/2024 23:15 | WG2290277 |

## Metals (ICP) by Method 6010D

| Analyte | Result mg/l | Qualifier | RDL mg/l | Dilution | Analysis date / time | Batch |
|---|---|---|---|---|---|---|
| Iron | ND | | 0.100 | 1 | 05/30/2024 11:05 | WG2292937 |

## Volatile Organic Compounds (GC) by Method RSK175

| Analyte | Result mg/l | Qualifier | RDL mg/l | Dilution | Analysis date / time | Batch |
|---|---|---|---|---|---|---|
| Methane | ND | | 0.0100 | 1 | 05/23/2024 14:24 | WG2290595 |
| Ethane | ND | | 0.0130 | 1 | 05/23/2024 14:24 | WG2290595 |
| Ethene | ND | | 0.0130 | 1 | 05/23/2024 14:24 | WG2290595 |

## Volatile Organic Compounds (GC/MS) by Method 8260B

| Analyte | Result mg/l | Qualifier | RDL mg/l | Dilution | Analysis date / time | Batch |
|---|---|---|---|---|---|---|
| Acetone | ND | | 0.0500 | 1 | 05/27/2024 03:00 | WG2293728 |
| Acrylonitrile | ND | | 0.0100 | 1 | 05/27/2024 03:00 | WG2293728 |
| Benzene | ND | | 0.00100 | 1 | 05/27/2024 03:00 | WG2293728 |
| Bromobenzene | ND | | 0.00100 | 1 | 05/27/2024 03:00 | WG2293728 |
| Bromochloromethane | ND | | 0.00100 | 1 | 05/27/2024 03:00 | WG2293728 |
| Bromodichloromethane | ND | | 0.00100 | 1 | 05/27/2024 03:00 | WG2293728 |
| Bromoform | ND | | 0.00100 | 1 | 05/27/2024 03:00 | WG2293728 |
| Bromomethane | ND | | 0.00500 | 1 | 05/27/2024 03:00 | WG2293728 |
| n-Butylbenzene | ND | | 0.00100 | 1 | 05/27/2024 03:00 | WG2293728 |
| sec-Butylbenzene | ND | | 0.00100 | 1 | 05/27/2024 03:00 | WG2293728 |
| tert-Butylbenzene | ND | | 0.00100 | 1 | 05/27/2024 03:00 | WG2293728 |
| Carbon tetrachloride | ND | L1 | 0.00100 | 1 | 05/27/2024 03:00 | WG2293728 |
| Carbon disulfide | ND | | 0.00100 | 1 | 05/27/2024 03:00 | WG2293728 |
| Chlorobenzene | ND | | 0.00100 | 1 | 05/27/2024 03:00 | WG2293728 |
| Chlorodibromomethane | ND | | 0.00100 | 1 | 05/27/2024 03:00 | WG2293728 |
| Chloroethane | ND | | 0.00500 | 1 | 05/27/2024 03:00 | WG2293728 |
| Chloroform | ND | | 0.00500 | 1 | 05/27/2024 03:00 | WG2293728 |
| Chloromethane | ND | R7 | 0.00250 | 1 | 05/27/2024 03:00 | WG2293728 |
| 1,2-Dibromo-3-Chloropropane | ND | | 0.00500 | 1 | 05/27/2024 03:00 | WG2293728 |
| 1,2-Dibromoethane | ND | | 0.00100 | 1 | 05/27/2024 03:00 | WG2293728 |
| Dibromomethane | ND | | 0.00100 | 1 | 05/27/2024 03:00 | WG2293728 |
| 1,2-Dichlorobenzene | ND | | 0.00100 | 1 | 05/27/2024 03:00 | WG2293728 |
| 1,3-Dichlorobenzene | ND | | 0.00100 | 1 | 05/27/2024 03:00 | WG2293728 |
| 1,4-Dichlorobenzene | ND | | 0.00100 | 1 | 05/27/2024 03:00 | WG2293728 |
| trans-1,4-Dichloro-2-butene | ND | R7 | 0.00250 | 1 | 05/27/2024 03:00 | WG2293728 |
| Dichlorodifluoromethane | ND | | 0.00500 | 1 | 05/27/2024 03:00 | WG2293728 |
| 1,1-Dichloroethane | ND | | 0.00100 | 1 | 05/27/2024 03:00 | WG2293728 |
| 1,2-Dichloroethane | ND | | 0.00100 | 1 | 05/27/2024 03:00 | WG2293728 |
| 1,1-Dichloroethene | ND | | 0.00100 | 1 | 05/27/2024 03:00 | WG2293728 |
| cis-1,2-Dichloroethene | ND | | 0.00100 | 1 | 05/27/2024 03:00 | WG2293728 |

## Volatile Organic Compounds (GC/MS) by Method 8260B

| Analyte | Result mg/l | Qualifier | RDL mg/l | Dilution | Analysis date / time | Batch |
|---|---|---|---|---|---|---|
| trans-1,2-Dichloroethene | ND | | 0.00100 | 1 | 05/27/2024 03:00 | WG2293728 |
| 1,2-Dichloropropane | ND | | 0.00100 | 1 | 05/27/2024 03:00 | WG2293728 |
| cis-1,3-Dichloropropene | ND | | 0.00100 | 1 | 05/27/2024 03:00 | WG2293728 |
| trans-1,3-Dichloropropene | ND | | 0.00100 | 1 | 05/27/2024 03:00 | WG2293728 |
| Ethylbenzene | ND | | 0.00100 | 1 | 05/27/2024 03:00 | WG2293728 |
| Hexachloro-1,3-butadiene | ND | | 0.00100 | 1 | 05/27/2024 03:00 | WG2293728 |
| 2-Hexanone | ND | | 0.0100 | 1 | 05/27/2024 03:00 | WG2293728 |
| 2-Butanone (MEK) | ND | | 0.0100 | 1 | 05/27/2024 03:00 | WG2293728 |
| Iodomethane | ND | R7 | 0.0100 | 1 | 05/27/2024 03:00 | WG2293728 |
| Methylene Chloride | ND | | 0.00500 | 1 | 05/27/2024 03:00 | WG2293728 |
| 4-Methyl-2-pentanone (MIBK) | ND | | 0.0100 | 1 | 05/27/2024 03:00 | WG2293728 |
| Naphthalene | ND | | 0.00500 | 1 | 05/27/2024 03:00 | WG2293728 |
| n-Propylbenzene | ND | | 0.00100 | 1 | 05/27/2024 03:00 | WG2293728 |
| Styrene | ND | | 0.00100 | 1 | 05/27/2024 03:00 | WG2293728 |
| 1,1,1,2-Tetrachloroethane | ND | | 0.00100 | 1 | 05/27/2024 03:00 | WG2293728 |
| 1,1,2,2-Tetrachloroethane | ND | | 0.00100 | 1 | 05/27/2024 03:00 | WG2293728 |
| 1,1,2-Trichlorotrifluoroethane | ND | | 0.00100 | 1 | 05/27/2024 03:00 | WG2293728 |
| Tetrachloroethene | ND | | 0.00100 | 1 | 05/27/2024 03:00 | WG2293728 |
| Toluene | ND | | 0.00100 | 1 | 05/27/2024 03:00 | WG2293728 |
| 1,2,4-Trichlorobenzene | ND | | 0.00100 | 1 | 05/27/2024 03:00 | WG2293728 |
| 1,1,1-Trichloroethane | ND | L1 | 0.00100 | 1 | 05/27/2024 03:00 | WG2293728 |
| 1,1,2-Trichloroethane | ND | | 0.00100 | 1 | 05/27/2024 03:00 | WG2293728 |
| Trichloroethene | ND | | 0.00100 | 1 | 05/27/2024 03:00 | WG2293728 |
| Trichlorofluoromethane | ND | | 0.00500 | 1 | 05/27/2024 03:00 | WG2293728 |
| 1,2,3-Trichloropropane | ND | | 0.00250 | 1 | 05/27/2024 03:00 | WG2293728 |
| 1,2,4-Trimethylbenzene | ND | | 0.00100 | 1 | 05/27/2024 03:00 | WG2293728 |
| 1,3,5-Trimethylbenzene | ND | | 0.00100 | 1 | 05/27/2024 03:00 | WG2293728 |
| Vinyl acetate | ND | | 0.0100 | 1 | 05/27/2024 03:00 | WG2293728 |
| Vinyl chloride | ND | | 0.00100 | 1 | 05/27/2024 03:00 | WG2293728 |
| Xylenes, Total | ND | | 0.00300 | 1 | 05/27/2024 03:00 | WG2293728 |
| Di-isopropyl ether | ND | | 0.00100 | 1 | 05/27/2024 03:00 | WG2293728 |
| Ethanol | ND | | 0.100 | 1 | 05/27/2024 03:00 | WG2293728 |
| Ethyl tert-butyl ether | ND | | 0.00100 | 1 | 05/27/2024 03:00 | WG2293728 |
| Methyl tert-butyl ether | ND | | 0.00100 | 1 | 05/27/2024 03:00 | WG2293728 |
| tert-Butyl alcohol | ND | | 0.00500 | 1 | 05/27/2024 03:00 | WG2293728 |
| tert-Amyl Methyl Ether | ND | | 0.00100 | 1 | 05/27/2024 03:00 | WG2293728 |
| *(S) Toluene-d8* | *109* | | *80.0-120* | | *05/27/2024 03:00* | WG2293728 |
| *(S) 4-Bromofluorobenzene* | *110* | | *77.0-126* | | *05/27/2024 03:00* | WG2293728 |
| *(S) 1,2-Dichloroethane-d4* | *107* | | *70.0-130* | | *05/27/2024 03:00* | WG2293728 |

## Gravimetric Analysis by Method 2540 C-2011

| Analyte | Result mg/l | Qualifier | RDL mg/l | Dilution | Analysis date / time | Batch |
|---|---|---|---|---|---|---|
| Dissolved Solids | 391 | | 10.0 | 1 | 05/24/2024 16:33 | WG2292539 |

## Wet Chemistry by Method 9056A

| Analyte | Result mg/l | Qualifier | RDL mg/l | Dilution | Analysis date / time | Batch |
|---|---|---|---|---|---|---|
| Nitrate | 1.73 | | 0.100 | 1 | 05/21/2024 23:28 | WG2290277 |
| Nitrite | ND | | 0.100 | 1 | 05/21/2024 23:28 | WG2290277 |
| Sulfate | 92.6 | | 5.00 | 1 | 05/21/2024 23:28 | WG2290277 |

## Metals (ICP) by Method 6010D

| Analyte | Result mg/l | Qualifier | RDL mg/l | Dilution | Analysis date / time | Batch |
|---|---|---|---|---|---|---|
| Iron | ND | | 0.100 | 1 | 05/30/2024 11:07 | WG2292937 |

## Volatile Organic Compounds (GC) by Method RSK175

| Analyte | Result mg/l | Qualifier | RDL mg/l | Dilution | Analysis date / time | Batch |
|---|---|---|---|---|---|---|
| Methane | ND | | 0.0100 | 1 | 05/23/2024 14:27 | WG2290595 |
| Ethane | ND | | 0.0130 | 1 | 05/23/2024 14:27 | WG2290595 |
| Ethene | ND | | 0.0130 | 1 | 05/23/2024 14:27 | WG2290595 |

## Volatile Organic Compounds (GC/MS) by Method 8260B

| Analyte | Result mg/l | Qualifier | RDL mg/l | Dilution | Analysis date / time | Batch |
|---|---|---|---|---|---|---|
| Acetone | ND | | 0.0500 | 1 | 05/27/2024 03:21 | WG2293728 |
| Acrylonitrile | ND | | 0.0100 | 1 | 05/27/2024 03:21 | WG2293728 |
| Benzene | ND | | 0.00100 | 1 | 05/27/2024 03:21 | WG2293728 |
| Bromobenzene | ND | | 0.00100 | 1 | 05/27/2024 03:21 | WG2293728 |
| Bromochloromethane | ND | | 0.00100 | 1 | 05/27/2024 03:21 | WG2293728 |
| Bromodichloromethane | ND | | 0.00100 | 1 | 05/27/2024 03:21 | WG2293728 |
| Bromoform | ND | | 0.00100 | 1 | 05/27/2024 03:21 | WG2293728 |
| Bromomethane | ND | | 0.00500 | 1 | 05/27/2024 03:21 | WG2293728 |
| n-Butylbenzene | ND | | 0.00100 | 1 | 05/27/2024 03:21 | WG2293728 |
| sec-Butylbenzene | ND | | 0.00100 | 1 | 05/27/2024 03:21 | WG2293728 |
| tert-Butylbenzene | ND | | 0.00100 | 1 | 05/27/2024 03:21 | WG2293728 |
| Carbon tetrachloride | ND | L1 | 0.00100 | 1 | 05/27/2024 03:21 | WG2293728 |
| Carbon disulfide | ND | | 0.00100 | 1 | 05/27/2024 03:21 | WG2293728 |
| Chlorobenzene | ND | | 0.00100 | 1 | 05/27/2024 03:21 | WG2293728 |
| Chlorodibromomethane | ND | | 0.00100 | 1 | 05/27/2024 03:21 | WG2293728 |
| Chloroethane | ND | | 0.00500 | 1 | 05/27/2024 03:21 | WG2293728 |
| Chloroform | ND | | 0.00500 | 1 | 05/27/2024 03:21 | WG2293728 |
| Chloromethane | ND | R7 | 0.00250 | 1 | 05/27/2024 03:21 | WG2293728 |
| 1,2-Dibromo-3-Chloropropane | ND | | 0.00500 | 1 | 05/27/2024 03:21 | WG2293728 |
| 1,2-Dibromoethane | ND | | 0.00100 | 1 | 05/27/2024 03:21 | WG2293728 |
| Dibromomethane | ND | | 0.00100 | 1 | 05/27/2024 03:21 | WG2293728 |
| 1,2-Dichlorobenzene | ND | | 0.00100 | 1 | 05/27/2024 03:21 | WG2293728 |
| 1,3-Dichlorobenzene | ND | | 0.00100 | 1 | 05/27/2024 03:21 | WG2293728 |
| 1,4-Dichlorobenzene | ND | | 0.00100 | 1 | 05/27/2024 03:21 | WG2293728 |
| trans-1,4-Dichloro-2-butene | ND | R7 | 0.00250 | 1 | 05/27/2024 03:21 | WG2293728 |
| Dichlorodifluoromethane | ND | | 0.00500 | 1 | 05/27/2024 03:21 | WG2293728 |
| 1,1-Dichloroethane | ND | | 0.00100 | 1 | 05/27/2024 03:21 | WG2293728 |
| 1,2-Dichloroethane | ND | | 0.00100 | 1 | 05/27/2024 03:21 | WG2293728 |
| 1,1-Dichloroethene | ND | | 0.00100 | 1 | 05/27/2024 03:21 | WG2293728 |
| cis-1,2-Dichloroethene | ND | | 0.00100 | 1 | 05/27/2024 03:21 | WG2293728 |

1 Cp
2 Tc
3 Ss
4 Cn
5 Sr
6 Qc
7 Is
8 Gl
9 Al
10 Sc

## Volatile Organic Compounds (GC/MS) by Method 8260B

| Analyte | Result mg/l | Qualifier | RDL mg/l | Dilution | Analysis date / time | Batch |
|---|---|---|---|---|---|---|
| trans-1,2-Dichloroethene | ND | | 0.00100 | 1 | 05/27/2024 03:21 | WG2293728 |
| 1,2-Dichloropropane | ND | | 0.00100 | 1 | 05/27/2024 03:21 | WG2293728 |
| cis-1,3-Dichloropropene | ND | | 0.00100 | 1 | 05/27/2024 03:21 | WG2293728 |
| trans-1,3-Dichloropropene | ND | | 0.00100 | 1 | 05/27/2024 03:21 | WG2293728 |
| Ethylbenzene | ND | | 0.00100 | 1 | 05/27/2024 03:21 | WG2293728 |
| Hexachloro-1,3-butadiene | ND | | 0.00100 | 1 | 05/27/2024 03:21 | WG2293728 |
| 2-Hexanone | ND | | 0.0100 | 1 | 05/27/2024 03:21 | WG2293728 |
| 2-Butanone (MEK) | ND | | 0.0100 | 1 | 05/27/2024 03:21 | WG2293728 |
| Iodomethane | ND | R7 | 0.0100 | 1 | 05/27/2024 03:21 | WG2293728 |
| Methylene Chloride | ND | | 0.00500 | 1 | 05/27/2024 03:21 | WG2293728 |
| 4-Methyl-2-pentanone (MIBK) | ND | | 0.0100 | 1 | 05/27/2024 03:21 | WG2293728 |
| Naphthalene | ND | | 0.00500 | 1 | 05/27/2024 03:21 | WG2293728 |
| n-Propylbenzene | ND | | 0.00100 | 1 | 05/27/2024 03:21 | WG2293728 |
| Styrene | ND | | 0.00100 | 1 | 05/27/2024 03:21 | WG2293728 |
| 1,1,1,2-Tetrachloroethane | ND | | 0.00100 | 1 | 05/27/2024 03:21 | WG2293728 |
| 1,1,2,2-Tetrachloroethane | ND | | 0.00100 | 1 | 05/27/2024 03:21 | WG2293728 |
| 1,1,2-Trichlorotrifluoroethane | ND | | 0.00100 | 1 | 05/27/2024 03:21 | WG2293728 |
| Tetrachloroethene | ND | | 0.00100 | 1 | 05/27/2024 03:21 | WG2293728 |
| Toluene | ND | | 0.00100 | 1 | 05/27/2024 03:21 | WG2293728 |
| 1,2,4-Trichlorobenzene | ND | | 0.00100 | 1 | 05/27/2024 03:21 | WG2293728 |
| 1,1,1-Trichloroethane | ND | L1 | 0.00100 | 1 | 05/27/2024 03:21 | WG2293728 |
| 1,1,2-Trichloroethane | ND | | 0.00100 | 1 | 05/27/2024 03:21 | WG2293728 |
| Trichloroethene | ND | | 0.00100 | 1 | 05/27/2024 03:21 | WG2293728 |
| Trichlorofluoromethane | ND | | 0.00500 | 1 | 05/27/2024 03:21 | WG2293728 |
| 1,2,3-Trichloropropane | ND | | 0.00250 | 1 | 05/27/2024 03:21 | WG2293728 |
| 1,2,4-Trimethylbenzene | ND | | 0.00100 | 1 | 05/27/2024 03:21 | WG2293728 |
| 1,3,5-Trimethylbenzene | ND | | 0.00100 | 1 | 05/27/2024 03:21 | WG2293728 |
| Vinyl acetate | ND | | 0.0100 | 1 | 05/27/2024 03:21 | WG2293728 |
| Vinyl chloride | ND | | 0.00100 | 1 | 05/27/2024 03:21 | WG2293728 |
| Xylenes, Total | ND | | 0.00300 | 1 | 05/27/2024 03:21 | WG2293728 |
| Di-isopropyl ether | ND | | 0.00100 | 1 | 05/27/2024 03:21 | WG2293728 |
| Ethanol | ND | | 0.100 | 1 | 05/27/2024 03:21 | WG2293728 |
| Ethyl tert-butyl ether | ND | | 0.00100 | 1 | 05/27/2024 03:21 | WG2293728 |
| Methyl tert-butyl ether | ND | | 0.00100 | 1 | 05/27/2024 03:21 | WG2293728 |
| tert-Butyl alcohol | ND | | 0.00500 | 1 | 05/27/2024 03:21 | WG2293728 |
| tert-Amyl Methyl Ether | ND | | 0.00100 | 1 | 05/27/2024 03:21 | WG2293728 |
| *(S) Toluene-d8* | *109* | | *80.0-120* | | *05/27/2024 03:21* | WG2293728 |
| *(S) 4-Bromofluorobenzene* | *109* | | *77.0-126* | | *05/27/2024 03:21* | WG2293728 |
| *(S) 1,2-Dichloroethane-d4* | *109* | | *70.0-130* | | *05/27/2024 03:21* | WG2293728 |

1 Cp
2 Tc
3 Ss
4 Cn
5 Sr
6 Qc
7 Is
8 Gl
9 Al
10 Sc

## Gravimetric Analysis by Method 2540 C-2011

| Analyte | Result mg/l | Qualifier | RDL mg/l | Dilution | Analysis date / time | Batch |
|---|---|---|---|---|---|---|
| Dissolved Solids | 1300 | | 20.0 | 1 | 05/24/2024 16:33 | WG2292539 |

## Wet Chemistry by Method 9056A

| Analyte | Result mg/l | Qualifier | RDL mg/l | Dilution | Analysis date / time | Batch |
|---|---|---|---|---|---|---|
| Nitrate | 3.69 | | 0.100 | 1 | 05/21/2024 23:41 | WG2290277 |
| Nitrite | ND | | 0.100 | 1 | 05/21/2024 23:41 | WG2290277 |
| Sulfate | 439 | | 50.0 | 10 | 06/10/2024 15:56 | WG2300737 |

## Metals (ICP) by Method 6010D

| Analyte | Result mg/l | Qualifier | RDL mg/l | Dilution | Analysis date / time | Batch |
|---|---|---|---|---|---|---|
| Iron | ND | | 0.100 | 1 | 05/30/2024 11:08 | WG2292937 |

## Volatile Organic Compounds (GC) by Method RSK175

| Analyte | Result mg/l | Qualifier | RDL mg/l | Dilution | Analysis date / time | Batch |
|---|---|---|---|---|---|---|
| Methane | ND | | 0.0100 | 1 | 05/23/2024 14:29 | WG2290595 |
| Ethane | ND | | 0.0130 | 1 | 05/23/2024 14:29 | WG2290595 |
| Ethene | ND | | 0.0130 | 1 | 05/23/2024 14:29 | WG2290595 |

## Volatile Organic Compounds (GC/MS) by Method 8260B

| Analyte | Result mg/l | Qualifier | RDL mg/l | Dilution | Analysis date / time | Batch |
|---|---|---|---|---|---|---|
| Acetone | ND | | 0.0500 | 1 | 05/27/2024 03:41 | WG2293728 |
| Acrylonitrile | ND | | 0.0100 | 1 | 05/27/2024 03:41 | WG2293728 |
| Benzene | ND | | 0.00100 | 1 | 05/27/2024 03:41 | WG2293728 |
| Bromobenzene | ND | | 0.00100 | 1 | 05/27/2024 03:41 | WG2293728 |
| Bromochloromethane | ND | | 0.00100 | 1 | 05/27/2024 03:41 | WG2293728 |
| Bromodichloromethane | ND | | 0.00100 | 1 | 05/27/2024 03:41 | WG2293728 |
| Bromoform | ND | | 0.00100 | 1 | 05/27/2024 03:41 | WG2293728 |
| Bromomethane | ND | | 0.00500 | 1 | 05/27/2024 03:41 | WG2293728 |
| n-Butylbenzene | ND | | 0.00100 | 1 | 05/27/2024 03:41 | WG2293728 |
| sec-Butylbenzene | ND | | 0.00100 | 1 | 05/27/2024 03:41 | WG2293728 |
| tert-Butylbenzene | ND | | 0.00100 | 1 | 05/27/2024 03:41 | WG2293728 |
| Carbon tetrachloride | ND | L1 | 0.00100 | 1 | 05/27/2024 03:41 | WG2293728 |
| Carbon disulfide | ND | | 0.00100 | 1 | 05/27/2024 03:41 | WG2293728 |
| Chlorobenzene | ND | | 0.00100 | 1 | 05/27/2024 03:41 | WG2293728 |
| Chlorodibromomethane | ND | | 0.00100 | 1 | 05/27/2024 03:41 | WG2293728 |
| Chloroethane | ND | | 0.00500 | 1 | 05/27/2024 03:41 | WG2293728 |
| Chloroform | ND | | 0.00500 | 1 | 05/27/2024 03:41 | WG2293728 |
| Chloromethane | ND | R7 | 0.00250 | 1 | 05/27/2024 03:41 | WG2293728 |
| 1,2-Dibromo-3-Chloropropane | ND | | 0.00500 | 1 | 05/27/2024 03:41 | WG2293728 |
| 1,2-Dibromoethane | ND | | 0.00100 | 1 | 05/27/2024 03:41 | WG2293728 |
| Dibromomethane | ND | | 0.00100 | 1 | 05/27/2024 03:41 | WG2293728 |
| 1,2-Dichlorobenzene | ND | | 0.00100 | 1 | 05/27/2024 03:41 | WG2293728 |
| 1,3-Dichlorobenzene | ND | | 0.00100 | 1 | 05/27/2024 03:41 | WG2293728 |
| 1,4-Dichlorobenzene | ND | | 0.00100 | 1 | 05/27/2024 03:41 | WG2293728 |
| trans-1,4-Dichloro-2-butene | ND | R7 | 0.00250 | 1 | 05/27/2024 03:41 | WG2293728 |
| Dichlorodifluoromethane | ND | | 0.00500 | 1 | 05/27/2024 03:41 | WG2293728 |
| 1,1-Dichloroethane | ND | | 0.00100 | 1 | 05/27/2024 03:41 | WG2293728 |
| 1,2-Dichloroethane | ND | | 0.00100 | 1 | 05/27/2024 03:41 | WG2293728 |
| 1,1-Dichloroethene | ND | | 0.00100 | 1 | 05/27/2024 03:41 | WG2293728 |
| cis-1,2-Dichloroethene | ND | | 0.00100 | 1 | 05/27/2024 03:41 | WG2293728 |

## Volatile Organic Compounds (GC/MS) by Method 8260B

| Analyte | Result mg/l | Qualifier | RDL mg/l | Dilution | Analysis date / time | Batch |
|---|---|---|---|---|---|---|
| trans-1,2-Dichloroethene | ND | | 0.00100 | 1 | 05/27/2024 03:41 | WG2293728 |
| 1,2-Dichloropropane | ND | | 0.00100 | 1 | 05/27/2024 03:41 | WG2293728 |
| cis-1,3-Dichloropropene | ND | | 0.00100 | 1 | 05/27/2024 03:41 | WG2293728 |
| trans-1,3-Dichloropropene | ND | | 0.00100 | 1 | 05/27/2024 03:41 | WG2293728 |
| Ethylbenzene | ND | | 0.00100 | 1 | 05/27/2024 03:41 | WG2293728 |
| Hexachloro-1,3-butadiene | ND | | 0.00100 | 1 | 05/27/2024 03:41 | WG2293728 |
| 2-Hexanone | ND | | 0.0100 | 1 | 05/27/2024 03:41 | WG2293728 |
| 2-Butanone (MEK) | ND | | 0.0100 | 1 | 05/27/2024 03:41 | WG2293728 |
| Iodomethane | ND | R7 | 0.0100 | 1 | 05/27/2024 03:41 | WG2293728 |
| Methylene Chloride | ND | | 0.00500 | 1 | 05/27/2024 03:41 | WG2293728 |
| 4-Methyl-2-pentanone (MIBK) | ND | | 0.0100 | 1 | 05/27/2024 03:41 | WG2293728 |
| Naphthalene | ND | | 0.00500 | 1 | 05/27/2024 03:41 | WG2293728 |
| n-Propylbenzene | ND | | 0.00100 | 1 | 05/27/2024 03:41 | WG2293728 |
| Styrene | ND | | 0.00100 | 1 | 05/27/2024 03:41 | WG2293728 |
| 1,1,1,2-Tetrachloroethane | ND | | 0.00100 | 1 | 05/27/2024 03:41 | WG2293728 |
| 1,1,2,2-Tetrachloroethane | ND | | 0.00100 | 1 | 05/27/2024 03:41 | WG2293728 |
| 1,1,2-Trichlorotrifluoroethane | ND | | 0.00100 | 1 | 05/27/2024 03:41 | WG2293728 |
| Tetrachloroethene | ND | | 0.00100 | 1 | 05/27/2024 03:41 | WG2293728 |
| Toluene | ND | | 0.00100 | 1 | 05/27/2024 03:41 | WG2293728 |
| 1,2,4-Trichlorobenzene | ND | | 0.00100 | 1 | 05/27/2024 03:41 | WG2293728 |
| 1,1,1-Trichloroethane | ND | L1 | 0.00100 | 1 | 05/27/2024 03:41 | WG2293728 |
| 1,1,2-Trichloroethane | ND | | 0.00100 | 1 | 05/27/2024 03:41 | WG2293728 |
| Trichloroethene | ND | | 0.00100 | 1 | 05/27/2024 03:41 | WG2293728 |
| Trichlorofluoromethane | ND | | 0.00500 | 1 | 05/27/2024 03:41 | WG2293728 |
| 1,2,3-Trichloropropane | ND | | 0.00250 | 1 | 05/27/2024 03:41 | WG2293728 |
| 1,2,4-Trimethylbenzene | ND | | 0.00100 | 1 | 05/27/2024 03:41 | WG2293728 |
| 1,3,5-Trimethylbenzene | ND | | 0.00100 | 1 | 05/27/2024 03:41 | WG2293728 |
| Vinyl acetate | ND | | 0.0100 | 1 | 05/27/2024 03:41 | WG2293728 |
| Vinyl chloride | ND | | 0.00100 | 1 | 05/27/2024 03:41 | WG2293728 |
| Xylenes, Total | ND | | 0.00300 | 1 | 05/27/2024 03:41 | WG2293728 |
| Di-isopropyl ether | ND | | 0.00100 | 1 | 05/27/2024 03:41 | WG2293728 |
| Ethanol | ND | | 0.100 | 1 | 05/27/2024 03:41 | WG2293728 |
| Ethyl tert-butyl ether | ND | | 0.00100 | 1 | 05/27/2024 03:41 | WG2293728 |
| Methyl tert-butyl ether | 0.00178 | | 0.00100 | 1 | 05/27/2024 03:41 | WG2293728 |
| tert-Butyl alcohol | ND | | 0.00500 | 1 | 05/27/2024 03:41 | WG2293728 |
| tert-Amyl Methyl Ether | ND | | 0.00100 | 1 | 05/27/2024 03:41 | WG2293728 |
| *(S) Toluene-d8* | *110* | | *80.0-120* | | *05/27/2024 03:41* | WG2293728 |
| *(S) 4-Bromofluorobenzene* | *112* | | *77.0-126* | | *05/27/2024 03:41* | WG2293728 |
| *(S) 1,2-Dichloroethane-d4* | *110* | | *70.0-130* | | *05/27/2024 03:41* | WG2293728 |

1 Cp
2 Tc
3 Ss
4 Cn
5 Sr
6 Qc
7 Is
8 Gl
9 Al
10 Sc

## Gravimetric Analysis by Method 2540 C-2011

| Analyte | Result mg/l | Qualifier | RDL mg/l | Dilution | Analysis date / time | Batch |
|---|---|---|---|---|---|---|
| Dissolved Solids | 581 | | 10.0 | 1 | 05/24/2024 16:33 | WG2292539 |

## Wet Chemistry by Method 9056A

| Analyte | Result mg/l | Qualifier | RDL mg/l | Dilution | Analysis date / time | Batch |
|---|---|---|---|---|---|---|
| Nitrate | 2.36 | | 0.100 | 1 | 05/21/2024 23:54 | WG2290277 |
| Nitrite | ND | | 0.100 | 1 | 05/21/2024 23:54 | WG2290277 |
| Sulfate | 191 | | 5.00 | 1 | 05/21/2024 23:54 | WG2290277 |

## Metals (ICP) by Method 6010D

| Analyte | Result mg/l | Qualifier | RDL mg/l | Dilution | Analysis date / time | Batch |
|---|---|---|---|---|---|---|
| Iron | 0.857 | | 0.100 | 1 | 05/30/2024 11:10 | WG2292937 |

## Volatile Organic Compounds (GC) by Method RSK175

| Analyte | Result mg/l | Qualifier | RDL mg/l | Dilution | Analysis date / time | Batch |
|---|---|---|---|---|---|---|
| Methane | ND | | 0.0100 | 1 | 05/23/2024 14:32 | WG2290595 |
| Ethane | ND | | 0.0130 | 1 | 05/23/2024 14:32 | WG2290595 |
| Ethene | ND | | 0.0130 | 1 | 05/23/2024 14:32 | WG2290595 |

## Volatile Organic Compounds (GC/MS) by Method 8260B

| Analyte | Result mg/l | Qualifier | RDL mg/l | Dilution | Analysis date / time | Batch |
|---|---|---|---|---|---|---|
| Acetone | ND | | 0.0500 | 1 | 05/27/2024 04:02 | WG2293728 |
| Acrylonitrile | ND | | 0.0100 | 1 | 05/27/2024 04:02 | WG2293728 |
| Benzene | ND | | 0.00100 | 1 | 05/27/2024 04:02 | WG2293728 |
| Bromobenzene | ND | | 0.00100 | 1 | 05/27/2024 04:02 | WG2293728 |
| Bromochloromethane | ND | | 0.00100 | 1 | 05/27/2024 04:02 | WG2293728 |
| Bromodichloromethane | ND | | 0.00100 | 1 | 05/27/2024 04:02 | WG2293728 |
| Bromoform | ND | | 0.00100 | 1 | 05/27/2024 04:02 | WG2293728 |
| Bromomethane | ND | | 0.00500 | 1 | 05/27/2024 04:02 | WG2293728 |
| n-Butylbenzene | ND | | 0.00100 | 1 | 05/27/2024 04:02 | WG2293728 |
| sec-Butylbenzene | ND | | 0.00100 | 1 | 05/27/2024 04:02 | WG2293728 |
| tert-Butylbenzene | ND | | 0.00100 | 1 | 05/27/2024 04:02 | WG2293728 |
| Carbon tetrachloride | ND | L1 | 0.00100 | 1 | 05/27/2024 04:02 | WG2293728 |
| Carbon disulfide | ND | | 0.00100 | 1 | 05/27/2024 04:02 | WG2293728 |
| Chlorobenzene | ND | | 0.00100 | 1 | 05/27/2024 04:02 | WG2293728 |
| Chlorodibromomethane | ND | | 0.00100 | 1 | 05/27/2024 04:02 | WG2293728 |
| Chloroethane | ND | | 0.00500 | 1 | 05/27/2024 04:02 | WG2293728 |
| Chloroform | ND | | 0.00500 | 1 | 05/27/2024 04:02 | WG2293728 |
| Chloromethane | ND | R7 | 0.00250 | 1 | 05/27/2024 04:02 | WG2293728 |
| 1,2-Dibromo-3-Chloropropane | ND | | 0.00500 | 1 | 05/27/2024 04:02 | WG2293728 |
| 1,2-Dibromoethane | ND | | 0.00100 | 1 | 05/27/2024 04:02 | WG2293728 |
| Dibromomethane | ND | | 0.00100 | 1 | 05/27/2024 04:02 | WG2293728 |
| 1,2-Dichlorobenzene | ND | | 0.00100 | 1 | 05/27/2024 04:02 | WG2293728 |
| 1,3-Dichlorobenzene | ND | | 0.00100 | 1 | 05/27/2024 04:02 | WG2293728 |
| 1,4-Dichlorobenzene | ND | | 0.00100 | 1 | 05/27/2024 04:02 | WG2293728 |
| trans-1,4-Dichloro-2-butene | ND | R7 | 0.00250 | 1 | 05/27/2024 04:02 | WG2293728 |
| Dichlorodifluoromethane | ND | | 0.00500 | 1 | 05/27/2024 04:02 | WG2293728 |
| 1,1-Dichloroethane | ND | | 0.00100 | 1 | 05/27/2024 04:02 | WG2293728 |
| 1,2-Dichloroethane | ND | | 0.00100 | 1 | 05/27/2024 04:02 | WG2293728 |
| 1,1-Dichloroethene | ND | | 0.00100 | 1 | 05/27/2024 04:02 | WG2293728 |
| cis-1,2-Dichloroethene | ND | | 0.00100 | 1 | 05/27/2024 04:02 | WG2293728 |

## Volatile Organic Compounds (GC/MS) by Method 8260B

| Analyte | Result mg/l | Qualifier | RDL mg/l | Dilution | Analysis date / time | Batch |
|---|---|---|---|---|---|---|
| trans-1,2-Dichloroethene | ND | | 0.00100 | 1 | 05/27/2024 04:02 | WG2293728 |
| 1,2-Dichloropropane | ND | | 0.00100 | 1 | 05/27/2024 04:02 | WG2293728 |
| cis-1,3-Dichloropropene | ND | | 0.00100 | 1 | 05/27/2024 04:02 | WG2293728 |
| trans-1,3-Dichloropropene | ND | | 0.00100 | 1 | 05/27/2024 04:02 | WG2293728 |
| Ethylbenzene | ND | | 0.00100 | 1 | 05/27/2024 04:02 | WG2293728 |
| Hexachloro-1,3-butadiene | ND | | 0.00100 | 1 | 05/27/2024 04:02 | WG2293728 |
| 2-Hexanone | ND | | 0.0100 | 1 | 05/27/2024 04:02 | WG2293728 |
| 2-Butanone (MEK) | ND | | 0.0100 | 1 | 05/27/2024 04:02 | WG2293728 |
| Iodomethane | ND | R7 | 0.0100 | 1 | 05/27/2024 04:02 | WG2293728 |
| Methylene Chloride | ND | | 0.00500 | 1 | 05/27/2024 04:02 | WG2293728 |
| 4-Methyl-2-pentanone (MIBK) | ND | | 0.0100 | 1 | 05/27/2024 04:02 | WG2293728 |
| Naphthalene | ND | | 0.00500 | 1 | 05/27/2024 04:02 | WG2293728 |
| n-Propylbenzene | ND | | 0.00100 | 1 | 05/27/2024 04:02 | WG2293728 |
| Styrene | ND | | 0.00100 | 1 | 05/27/2024 04:02 | WG2293728 |
| 1,1,1,2-Tetrachloroethane | ND | | 0.00100 | 1 | 05/27/2024 04:02 | WG2293728 |
| 1,1,2,2-Tetrachloroethane | ND | | 0.00100 | 1 | 05/27/2024 04:02 | WG2293728 |
| 1,1,2-Trichlorotrifluoroethane | ND | | 0.00100 | 1 | 05/27/2024 04:02 | WG2293728 |
| Tetrachloroethene | ND | | 0.00100 | 1 | 05/27/2024 04:02 | WG2293728 |
| Toluene | ND | | 0.00100 | 1 | 05/27/2024 04:02 | WG2293728 |
| 1,2,4-Trichlorobenzene | ND | | 0.00100 | 1 | 05/27/2024 04:02 | WG2293728 |
| 1,1,1-Trichloroethane | ND | L1 | 0.00100 | 1 | 05/27/2024 04:02 | WG2293728 |
| 1,1,2-Trichloroethane | ND | | 0.00100 | 1 | 05/27/2024 04:02 | WG2293728 |
| Trichloroethene | ND | | 0.00100 | 1 | 05/27/2024 04:02 | WG2293728 |
| Trichlorofluoromethane | ND | | 0.00500 | 1 | 05/27/2024 04:02 | WG2293728 |
| 1,2,3-Trichloropropane | ND | | 0.00250 | 1 | 05/27/2024 04:02 | WG2293728 |
| 1,2,4-Trimethylbenzene | ND | | 0.00100 | 1 | 05/27/2024 04:02 | WG2293728 |
| 1,3,5-Trimethylbenzene | ND | | 0.00100 | 1 | 05/27/2024 04:02 | WG2293728 |
| Vinyl acetate | ND | | 0.0100 | 1 | 05/27/2024 04:02 | WG2293728 |
| Vinyl chloride | ND | | 0.00100 | 1 | 05/27/2024 04:02 | WG2293728 |
| Xylenes, Total | ND | | 0.00300 | 1 | 05/27/2024 04:02 | WG2293728 |
| Di-isopropyl ether | ND | | 0.00100 | 1 | 05/27/2024 04:02 | WG2293728 |
| Ethanol | ND | | 0.100 | 1 | 05/27/2024 04:02 | WG2293728 |
| Ethyl tert-butyl ether | ND | | 0.00100 | 1 | 05/27/2024 04:02 | WG2293728 |
| Methyl tert-butyl ether | ND | | 0.00100 | 1 | 05/27/2024 04:02 | WG2293728 |
| tert-Butyl alcohol | ND | | 0.00500 | 1 | 05/27/2024 04:02 | WG2293728 |
| tert-Amyl Methyl Ether | ND | | 0.00100 | 1 | 05/27/2024 04:02 | WG2293728 |
| *(S) Toluene-d8* | *106* | | *80.0-120* | | *05/27/2024 04:02* | WG2293728 |
| *(S) 4-Bromofluorobenzene* | *109* | | *77.0-126* | | *05/27/2024 04:02* | WG2293728 |
| *(S) 1,2-Dichloroethane-d4* | *112* | | *70.0-130* | | *05/27/2024 04:02* | WG2293728 |

## Gravimetric Analysis by Method 2540 C-2011

| Analyte | Result mg/l | Qualifier | RDL mg/l | Dilution | Analysis date / time | Batch |
|---|---|---|---|---|---|---|
| Dissolved Solids | 425 | | 10.0 | 1 | 05/24/2024 16:33 | WG2292539 |

## Wet Chemistry by Method 353.2

| Analyte | Result mg/l | Qualifier | RDL mg/l | Dilution | Analysis date / time | Batch |
|---|---|---|---|---|---|---|
| Nitrate-Nitrite | 1.27 | | 0.100 | 1 | 06/12/2024 16:02 | WG2303620 |

## Wet Chemistry by Method 9056A

| Analyte | Result mg/l | Qualifier | RDL mg/l | Dilution | Analysis date / time | Batch |
|---|---|---|---|---|---|---|
| Nitrate | 1.53 | H1 | 0.100 | 1 | 06/10/2024 16:12 | WG2300737 |
| Nitrite | ND | H1 | 0.100 | 1 | 06/10/2024 16:12 | WG2300737 |
| Sulfate | 81.6 | | 5.00 | 1 | 06/10/2024 16:12 | WG2300737 |

## Metals (ICP) by Method 6010D

| Analyte | Result mg/l | Qualifier | RDL mg/l | Dilution | Analysis date / time | Batch |
|---|---|---|---|---|---|---|
| Iron | ND | | 0.100 | 1 | 05/29/2024 21:49 | WG2292938 |

## Volatile Organic Compounds (GC) by Method RSK175

| Analyte | Result mg/l | Qualifier | RDL mg/l | Dilution | Analysis date / time | Batch |
|---|---|---|---|---|---|---|
| Methane | ND | | 0.0100 | 1 | 05/23/2024 14:35 | WG2290595 |
| Ethane | ND | | 0.0130 | 1 | 05/23/2024 14:35 | WG2290595 |
| Ethene | ND | | 0.0130 | 1 | 05/23/2024 14:35 | WG2290595 |

## Volatile Organic Compounds (GC/MS) by Method 8260B

| Analyte | Result mg/l | Qualifier | RDL mg/l | Dilution | Analysis date / time | Batch |
|---|---|---|---|---|---|---|
| Acetone | ND | | 0.0500 | 1 | 05/27/2024 04:23 | WG2293728 |
| Acrylonitrile | ND | | 0.0100 | 1 | 05/27/2024 04:23 | WG2293728 |
| Benzene | ND | | 0.00100 | 1 | 05/27/2024 04:23 | WG2293728 |
| Bromobenzene | ND | | 0.00100 | 1 | 05/27/2024 04:23 | WG2293728 |
| Bromochloromethane | ND | | 0.00100 | 1 | 05/27/2024 04:23 | WG2293728 |
| Bromodichloromethane | ND | | 0.00100 | 1 | 05/27/2024 04:23 | WG2293728 |
| Bromoform | ND | | 0.00100 | 1 | 05/27/2024 04:23 | WG2293728 |
| Bromomethane | ND | | 0.00500 | 1 | 05/27/2024 04:23 | WG2293728 |
| n-Butylbenzene | ND | | 0.00100 | 1 | 05/27/2024 04:23 | WG2293728 |
| sec-Butylbenzene | ND | | 0.00100 | 1 | 05/27/2024 04:23 | WG2293728 |
| tert-Butylbenzene | ND | | 0.00100 | 1 | 05/27/2024 04:23 | WG2293728 |
| Carbon tetrachloride | ND | L1 | 0.00100 | 1 | 05/27/2024 04:23 | WG2293728 |
| Carbon disulfide | ND | | 0.00100 | 1 | 05/27/2024 04:23 | WG2293728 |
| Chlorobenzene | ND | | 0.00100 | 1 | 05/27/2024 04:23 | WG2293728 |
| Chlorodibromomethane | ND | | 0.00100 | 1 | 05/27/2024 04:23 | WG2293728 |
| Chloroethane | ND | | 0.00500 | 1 | 05/27/2024 04:23 | WG2293728 |
| Chloroform | ND | | 0.00500 | 1 | 05/27/2024 04:23 | WG2293728 |
| Chloromethane | ND | R7 | 0.00250 | 1 | 05/27/2024 04:23 | WG2293728 |
| 1,2-Dibromo-3-Chloropropane | ND | | 0.00500 | 1 | 05/27/2024 04:23 | WG2293728 |
| 1,2-Dibromoethane | ND | | 0.00100 | 1 | 05/27/2024 04:23 | WG2293728 |
| Dibromomethane | ND | | 0.00100 | 1 | 05/27/2024 04:23 | WG2293728 |
| 1,2-Dichlorobenzene | ND | | 0.00100 | 1 | 05/27/2024 04:23 | WG2293728 |
| 1,3-Dichlorobenzene | ND | | 0.00100 | 1 | 05/27/2024 04:23 | WG2293728 |
| 1,4-Dichlorobenzene | ND | | 0.00100 | 1 | 05/27/2024 04:23 | WG2293728 |

## Volatile Organic Compounds (GC/MS) by Method 8260B

| Analyte | Result mg/l | Qualifier | RDL mg/l | Dilution | Analysis date / time | Batch |
|---|---|---|---|---|---|---|
| trans-1,4-Dichloro-2-butene | ND | R7 | 0.00250 | 1 | 05/27/2024 04:23 | WG2293728 |
| Dichlorodifluoromethane | ND | | 0.00500 | 1 | 05/27/2024 04:23 | WG2293728 |
| 1,1-Dichloroethane | ND | | 0.00100 | 1 | 05/27/2024 04:23 | WG2293728 |
| 1,2-Dichloroethane | ND | | 0.00100 | 1 | 05/27/2024 04:23 | WG2293728 |
| 1,1-Dichloroethene | ND | | 0.00100 | 1 | 05/27/2024 04:23 | WG2293728 |
| cis-1,2-Dichloroethene | ND | | 0.00100 | 1 | 05/27/2024 04:23 | WG2293728 |
| trans-1,2-Dichloroethene | ND | | 0.00100 | 1 | 05/27/2024 04:23 | WG2293728 |
| 1,2-Dichloropropane | ND | | 0.00100 | 1 | 05/27/2024 04:23 | WG2293728 |
| cis-1,3-Dichloropropene | ND | | 0.00100 | 1 | 05/27/2024 04:23 | WG2293728 |
| trans-1,3-Dichloropropene | ND | | 0.00100 | 1 | 05/27/2024 04:23 | WG2293728 |
| Ethylbenzene | ND | | 0.00100 | 1 | 05/27/2024 04:23 | WG2293728 |
| Hexachloro-1,3-butadiene | ND | | 0.00100 | 1 | 05/27/2024 04:23 | WG2293728 |
| 2-Hexanone | ND | | 0.0100 | 1 | 05/27/2024 04:23 | WG2293728 |
| 2-Butanone (MEK) | ND | | 0.0100 | 1 | 05/27/2024 04:23 | WG2293728 |
| Iodomethane | ND | R7 | 0.0100 | 1 | 05/27/2024 04:23 | WG2293728 |
| Methylene Chloride | ND | | 0.00500 | 1 | 05/27/2024 04:23 | WG2293728 |
| 4-Methyl-2-pentanone (MIBK) | ND | | 0.0100 | 1 | 05/27/2024 04:23 | WG2293728 |
| Naphthalene | ND | | 0.00500 | 1 | 05/27/2024 04:23 | WG2293728 |
| n-Propylbenzene | ND | | 0.00100 | 1 | 05/27/2024 04:23 | WG2293728 |
| Styrene | ND | | 0.00100 | 1 | 05/27/2024 04:23 | WG2293728 |
| 1,1,1,2-Tetrachloroethane | ND | | 0.00100 | 1 | 05/27/2024 04:23 | WG2293728 |
| 1,1,2,2-Tetrachloroethane | ND | | 0.00100 | 1 | 05/27/2024 04:23 | WG2293728 |
| 1,1,2-Trichlorotrifluoroethane | ND | | 0.00100 | 1 | 05/27/2024 04:23 | WG2293728 |
| Tetrachloroethene | ND | | 0.00100 | 1 | 05/27/2024 04:23 | WG2293728 |
| Toluene | ND | | 0.00100 | 1 | 05/27/2024 04:23 | WG2293728 |
| 1,2,4-Trichlorobenzene | ND | | 0.00100 | 1 | 05/27/2024 04:23 | WG2293728 |
| 1,1,1-Trichloroethane | ND | L1 | 0.00100 | 1 | 05/27/2024 04:23 | WG2293728 |
| 1,1,2-Trichloroethane | ND | | 0.00100 | 1 | 05/27/2024 04:23 | WG2293728 |
| Trichloroethene | ND | | 0.00100 | 1 | 05/27/2024 04:23 | WG2293728 |
| Trichlorofluoromethane | ND | | 0.00500 | 1 | 05/27/2024 04:23 | WG2293728 |
| 1,2,3-Trichloropropane | ND | | 0.00250 | 1 | 05/27/2024 04:23 | WG2293728 |
| 1,2,4-Trimethylbenzene | ND | | 0.00100 | 1 | 05/27/2024 04:23 | WG2293728 |
| 1,3,5-Trimethylbenzene | ND | | 0.00100 | 1 | 05/27/2024 04:23 | WG2293728 |
| Vinyl acetate | ND | | 0.0100 | 1 | 05/27/2024 04:23 | WG2293728 |
| Vinyl chloride | ND | | 0.00100 | 1 | 05/27/2024 04:23 | WG2293728 |
| Xylenes, Total | ND | | 0.00300 | 1 | 05/27/2024 04:23 | WG2293728 |
| Di-isopropyl ether | ND | | 0.00100 | 1 | 05/27/2024 04:23 | WG2293728 |
| Ethanol | ND | | 0.100 | 1 | 05/27/2024 04:23 | WG2293728 |
| Ethyl tert-butyl ether | ND | | 0.00100 | 1 | 05/27/2024 04:23 | WG2293728 |
| Methyl tert-butyl ether | 0.00170 | | 0.00100 | 1 | 05/27/2024 04:23 | WG2293728 |
| tert-Butyl alcohol | 0.388 | | 0.00500 | 1 | 05/27/2024 04:23 | WG2293728 |
| tert-Amyl Methyl Ether | ND | | 0.00100 | 1 | 05/27/2024 04:23 | WG2293728 |
| *(S) Toluene-d8* | *109* | | *80.0-120* | | *05/27/2024 04:23* | WG2293728 |
| *(S) 4-Bromofluorobenzene* | *109* | | *77.0-126* | | *05/27/2024 04:23* | WG2293728 |
| *(S) 1,2-Dichloroethane-d4* | *109* | | *70.0-130* | | *05/27/2024 04:23* | WG2293728 |

## Volatile Organic Compounds (GC/MS) by Method 8260B

| Analyte | Result mg/l | Qualifier | RDL mg/l | Dilution | Analysis date / time | Batch |
|---|---|---|---|---|---|---|
| Acetone | ND | | 0.0500 | 1 | 05/27/2024 01:58 | WG2293728 |
| Acrylonitrile | ND | | 0.0100 | 1 | 05/27/2024 01:58 | WG2293728 |
| Benzene | ND | | 0.00100 | 1 | 05/27/2024 01:58 | WG2293728 |
| Bromobenzene | ND | | 0.00100 | 1 | 05/27/2024 01:58 | WG2293728 |
| Bromochloromethane | ND | | 0.00100 | 1 | 05/27/2024 01:58 | WG2293728 |
| Bromodichloromethane | ND | | 0.00100 | 1 | 05/27/2024 01:58 | WG2293728 |
| Bromoform | ND | | 0.00100 | 1 | 05/27/2024 01:58 | WG2293728 |
| Bromomethane | ND | | 0.00500 | 1 | 05/27/2024 01:58 | WG2293728 |
| n-Butylbenzene | ND | | 0.00100 | 1 | 05/27/2024 01:58 | WG2293728 |
| sec-Butylbenzene | ND | | 0.00100 | 1 | 05/27/2024 01:58 | WG2293728 |
| tert-Butylbenzene | ND | | 0.00100 | 1 | 05/27/2024 01:58 | WG2293728 |
| Carbon tetrachloride | ND | L1 | 0.00100 | 1 | 05/27/2024 01:58 | WG2293728 |
| Carbon disulfide | ND | | 0.00100 | 1 | 05/27/2024 01:58 | WG2293728 |
| Chlorobenzene | ND | | 0.00100 | 1 | 05/27/2024 01:58 | WG2293728 |
| Chlorodibromomethane | ND | | 0.00100 | 1 | 05/27/2024 01:58 | WG2293728 |
| Chloroethane | ND | | 0.00500 | 1 | 05/27/2024 01:58 | WG2293728 |
| Chloroform | ND | | 0.00500 | 1 | 05/27/2024 01:58 | WG2293728 |
| Chloromethane | ND | R7 | 0.00250 | 1 | 05/27/2024 01:58 | WG2293728 |
| 1,2-Dibromo-3-Chloropropane | ND | | 0.00500 | 1 | 05/27/2024 01:58 | WG2293728 |
| 1,2-Dibromoethane | ND | | 0.00100 | 1 | 05/27/2024 01:58 | WG2293728 |
| Dibromomethane | ND | | 0.00100 | 1 | 05/27/2024 01:58 | WG2293728 |
| 1,2-Dichlorobenzene | ND | | 0.00100 | 1 | 05/27/2024 01:58 | WG2293728 |
| 1,3-Dichlorobenzene | ND | | 0.00100 | 1 | 05/27/2024 01:58 | WG2293728 |
| 1,4-Dichlorobenzene | ND | | 0.00100 | 1 | 05/27/2024 01:58 | WG2293728 |
| trans-1,4-Dichloro-2-butene | ND | R7 | 0.00250 | 1 | 05/27/2024 01:58 | WG2293728 |
| Dichlorodifluoromethane | ND | | 0.00500 | 1 | 05/27/2024 01:58 | WG2293728 |
| 1,1-Dichloroethane | ND | | 0.00100 | 1 | 05/27/2024 01:58 | WG2293728 |
| 1,2-Dichloroethane | ND | | 0.00100 | 1 | 05/27/2024 01:58 | WG2293728 |
| 1,1-Dichloroethene | ND | | 0.00100 | 1 | 05/27/2024 01:58 | WG2293728 |
| cis-1,2-Dichloroethene | ND | | 0.00100 | 1 | 05/27/2024 01:58 | WG2293728 |
| trans-1,2-Dichloroethene | ND | | 0.00100 | 1 | 05/27/2024 01:58 | WG2293728 |
| 1,2-Dichloropropane | ND | | 0.00100 | 1 | 05/27/2024 01:58 | WG2293728 |
| cis-1,3-Dichloropropene | ND | | 0.00100 | 1 | 05/27/2024 01:58 | WG2293728 |
| trans-1,3-Dichloropropene | ND | | 0.00100 | 1 | 05/27/2024 01:58 | WG2293728 |
| Ethylbenzene | ND | | 0.00100 | 1 | 05/27/2024 01:58 | WG2293728 |
| Hexachloro-1,3-butadiene | ND | | 0.00100 | 1 | 05/27/2024 01:58 | WG2293728 |
| 2-Hexanone | ND | | 0.0100 | 1 | 05/27/2024 01:58 | WG2293728 |
| 2-Butanone (MEK) | ND | | 0.0100 | 1 | 05/27/2024 01:58 | WG2293728 |
| Iodomethane | ND | R7 | 0.0100 | 1 | 05/27/2024 01:58 | WG2293728 |
| Methylene Chloride | ND | | 0.00500 | 1 | 05/27/2024 01:58 | WG2293728 |
| 4-Methyl-2-pentanone (MIBK) | ND | | 0.0100 | 1 | 05/27/2024 01:58 | WG2293728 |
| Naphthalene | ND | | 0.00500 | 1 | 05/27/2024 01:58 | WG2293728 |
| n-Propylbenzene | ND | | 0.00100 | 1 | 05/27/2024 01:58 | WG2293728 |
| Styrene | ND | | 0.00100 | 1 | 05/27/2024 01:58 | WG2293728 |
| 1,1,1,2-Tetrachloroethane | ND | | 0.00100 | 1 | 05/27/2024 01:58 | WG2293728 |
| 1,1,2,2-Tetrachloroethane | ND | | 0.00100 | 1 | 05/27/2024 01:58 | WG2293728 |
| 1,1,2-Trichlorotrifluoroethane | ND | | 0.00100 | 1 | 05/27/2024 01:58 | WG2293728 |
| Tetrachloroethene | ND | | 0.00100 | 1 | 05/27/2024 01:58 | WG2293728 |
| Toluene | ND | | 0.00100 | 1 | 05/27/2024 01:58 | WG2293728 |
| 1,2,4-Trichlorobenzene | ND | | 0.00100 | 1 | 05/27/2024 01:58 | WG2293728 |
| 1,1,1-Trichloroethane | ND | L1 | 0.00100 | 1 | 05/27/2024 01:58 | WG2293728 |
| 1,1,2-Trichloroethane | ND | | 0.00100 | 1 | 05/27/2024 01:58 | WG2293728 |
| Trichloroethene | ND | | 0.00100 | 1 | 05/27/2024 01:58 | WG2293728 |
| Trichlorofluoromethane | ND | | 0.00500 | 1 | 05/27/2024 01:58 | WG2293728 |
| 1,2,3-Trichloropropane | ND | | 0.00250 | 1 | 05/27/2024 01:58 | WG2293728 |
| 1,2,4-Trimethylbenzene | ND | | 0.00100 | 1 | 05/27/2024 01:58 | WG2293728 |

## Volatile Organic Compounds (GC/MS) by Method 8260B

| Analyte | Result mg/l | Qualifier | RDL mg/l | Dilution | Analysis date / time | Batch |
|---|---|---|---|---|---|---|
| 1,3,5-Trimethylbenzene | ND | | 0.00100 | 1 | 05/27/2024 01:58 | WG2293728 |
| Vinyl acetate | ND | | 0.0100 | 1 | 05/27/2024 01:58 | WG2293728 |
| Vinyl chloride | ND | | 0.00100 | 1 | 05/27/2024 01:58 | WG2293728 |
| Xylenes, Total | ND | | 0.00300 | 1 | 05/27/2024 01:58 | WG2293728 |
| Di-isopropyl ether | ND | | 0.00100 | 1 | 05/27/2024 01:58 | WG2293728 |
| Ethanol | ND | | 0.100 | 1 | 05/27/2024 01:58 | WG2293728 |
| Ethyl tert-butyl ether | ND | | 0.00100 | 1 | 05/27/2024 01:58 | WG2293728 |
| Methyl tert-butyl ether | ND | | 0.00100 | 1 | 05/27/2024 01:58 | WG2293728 |
| tert-Butyl alcohol | ND | | 0.00500 | 1 | 05/27/2024 01:58 | WG2293728 |
| tert-Amyl Methyl Ether | ND | | 0.00100 | 1 | 05/27/2024 01:58 | WG2293728 |
| *(S) Toluene-d8* | *106* | | *80.0-120* | | *05/27/2024 01:58* | WG2293728 |
| *(S) 4-Bromofluorobenzene* | *109* | | *77.0-126* | | *05/27/2024 01:58* | WG2293728 |
| *(S) 1,2-Dichloroethane-d4* | *122* | | *70.0-130* | | *05/27/2024 01:58* | WG2293728 |

## Volatile Organic Compounds (GC/MS) by Method 8260B

| Analyte | Result mg/l | Qualifier | RDL mg/l | Dilution | Analysis date / time | Batch |
|---|---|---|---|---|---|---|
| Acetone | ND | | 0.0500 | 1 | 05/27/2024 00:55 | WG2293728 |
| Acrylonitrile | ND | | 0.0100 | 1 | 05/27/2024 00:55 | WG2293728 |
| Benzene | ND | | 0.00100 | 1 | 05/27/2024 00:55 | WG2293728 |
| Bromobenzene | ND | | 0.00100 | 1 | 05/27/2024 00:55 | WG2293728 |
| Bromochloromethane | ND | | 0.00100 | 1 | 05/27/2024 00:55 | WG2293728 |
| Bromodichloromethane | ND | | 0.00100 | 1 | 05/27/2024 00:55 | WG2293728 |
| Bromoform | ND | | 0.00100 | 1 | 05/27/2024 00:55 | WG2293728 |
| Bromomethane | ND | | 0.00500 | 1 | 05/27/2024 00:55 | WG2293728 |
| n-Butylbenzene | ND | | 0.00100 | 1 | 05/27/2024 00:55 | WG2293728 |
| sec-Butylbenzene | ND | | 0.00100 | 1 | 05/27/2024 00:55 | WG2293728 |
| tert-Butylbenzene | ND | | 0.00100 | 1 | 05/27/2024 00:55 | WG2293728 |
| Carbon tetrachloride | ND | L1 | 0.00100 | 1 | 05/27/2024 00:55 | WG2293728 |
| Carbon disulfide | ND | | 0.00100 | 1 | 05/27/2024 00:55 | WG2293728 |
| Chlorobenzene | ND | | 0.00100 | 1 | 05/27/2024 00:55 | WG2293728 |
| Chlorodibromomethane | ND | | 0.00100 | 1 | 05/27/2024 00:55 | WG2293728 |
| Chloroethane | ND | | 0.00500 | 1 | 05/27/2024 00:55 | WG2293728 |
| Chloroform | ND | | 0.00500 | 1 | 05/27/2024 00:55 | WG2293728 |
| Chloromethane | ND | R7 | 0.00250 | 1 | 05/27/2024 00:55 | WG2293728 |
| 1,2-Dibromo-3-Chloropropane | ND | | 0.00500 | 1 | 05/27/2024 00:55 | WG2293728 |
| 1,2-Dibromoethane | ND | | 0.00100 | 1 | 05/27/2024 00:55 | WG2293728 |
| Dibromomethane | ND | | 0.00100 | 1 | 05/27/2024 00:55 | WG2293728 |
| 1,2-Dichlorobenzene | ND | | 0.00100 | 1 | 05/27/2024 00:55 | WG2293728 |
| 1,3-Dichlorobenzene | ND | | 0.00100 | 1 | 05/27/2024 00:55 | WG2293728 |
| 1,4-Dichlorobenzene | ND | | 0.00100 | 1 | 05/27/2024 00:55 | WG2293728 |
| trans-1,4-Dichloro-2-butene | ND | R7 | 0.00250 | 1 | 05/27/2024 00:55 | WG2293728 |
| Dichlorodifluoromethane | ND | | 0.00500 | 1 | 05/27/2024 00:55 | WG2293728 |
| 1,1-Dichloroethane | ND | | 0.00100 | 1 | 05/27/2024 00:55 | WG2293728 |
| 1,2-Dichloroethane | ND | | 0.00100 | 1 | 05/27/2024 00:55 | WG2293728 |
| 1,1-Dichloroethene | ND | | 0.00100 | 1 | 05/27/2024 00:55 | WG2293728 |
| cis-1,2-Dichloroethene | ND | | 0.00100 | 1 | 05/27/2024 00:55 | WG2293728 |
| trans-1,2-Dichloroethene | ND | | 0.00100 | 1 | 05/27/2024 00:55 | WG2293728 |
| 1,2-Dichloropropane | ND | | 0.00100 | 1 | 05/27/2024 00:55 | WG2293728 |
| cis-1,3-Dichloropropene | ND | | 0.00100 | 1 | 05/27/2024 00:55 | WG2293728 |
| trans-1,3-Dichloropropene | ND | | 0.00100 | 1 | 05/27/2024 00:55 | WG2293728 |
| Ethylbenzene | ND | | 0.00100 | 1 | 05/27/2024 00:55 | WG2293728 |
| Hexachloro-1,3-butadiene | ND | | 0.00100 | 1 | 05/27/2024 00:55 | WG2293728 |
| 2-Hexanone | ND | | 0.0100 | 1 | 05/27/2024 00:55 | WG2293728 |
| 2-Butanone (MEK) | ND | | 0.0100 | 1 | 05/27/2024 00:55 | WG2293728 |
| Iodomethane | ND | R7 | 0.0100 | 1 | 05/27/2024 00:55 | WG2293728 |
| Methylene Chloride | ND | | 0.00500 | 1 | 05/27/2024 00:55 | WG2293728 |
| 4-Methyl-2-pentanone (MIBK) | ND | | 0.0100 | 1 | 05/27/2024 00:55 | WG2293728 |
| Naphthalene | ND | | 0.00500 | 1 | 05/27/2024 00:55 | WG2293728 |
| n-Propylbenzene | ND | | 0.00100 | 1 | 05/27/2024 00:55 | WG2293728 |
| Styrene | ND | | 0.00100 | 1 | 05/27/2024 00:55 | WG2293728 |
| 1,1,1,2-Tetrachloroethane | ND | | 0.00100 | 1 | 05/27/2024 00:55 | WG2293728 |
| 1,1,2,2-Tetrachloroethane | ND | | 0.00100 | 1 | 05/27/2024 00:55 | WG2293728 |
| 1,1,2-Trichlorotrifluoroethane | ND | | 0.00100 | 1 | 05/27/2024 00:55 | WG2293728 |
| Tetrachloroethene | ND | | 0.00100 | 1 | 05/27/2024 00:55 | WG2293728 |
| Toluene | ND | | 0.00100 | 1 | 05/27/2024 00:55 | WG2293728 |
| 1,2,4-Trichlorobenzene | ND | | 0.00100 | 1 | 05/27/2024 00:55 | WG2293728 |
| 1,1,1-Trichloroethane | ND | L1 | 0.00100 | 1 | 05/27/2024 00:55 | WG2293728 |
| 1,1,2-Trichloroethane | ND | | 0.00100 | 1 | 05/27/2024 00:55 | WG2293728 |
| Trichloroethene | ND | | 0.00100 | 1 | 05/27/2024 00:55 | WG2293728 |
| Trichlorofluoromethane | ND | | 0.00500 | 1 | 05/27/2024 00:55 | WG2293728 |
| 1,2,3-Trichloropropane | ND | | 0.00250 | 1 | 05/27/2024 00:55 | WG2293728 |
| 1,2,4-Trimethylbenzene | ND | | 0.00100 | 1 | 05/27/2024 00:55 | WG2293728 |

## Volatile Organic Compounds (GC/MS) by Method 8260B

| Analyte | Result mg/l | Qualifier | RDL mg/l | Dilution | Analysis date / time | Batch |
|---|---|---|---|---|---|---|
| 1,3,5-Trimethylbenzene | ND | | 0.00100 | 1 | 05/27/2024 00:55 | WG2293728 |
| Vinyl acetate | ND | | 0.0100 | 1 | 05/27/2024 00:55 | WG2293728 |
| Vinyl chloride | ND | | 0.00100 | 1 | 05/27/2024 00:55 | WG2293728 |
| Xylenes, Total | ND | | 0.00300 | 1 | 05/27/2024 00:55 | WG2293728 |
| Di-isopropyl ether | ND | | 0.00100 | 1 | 05/27/2024 00:55 | WG2293728 |
| Ethanol | ND | | 0.100 | 1 | 05/27/2024 00:55 | WG2293728 |
| Ethyl tert-butyl ether | ND | | 0.00100 | 1 | 05/27/2024 00:55 | WG2293728 |
| Methyl tert-butyl ether | ND | | 0.00100 | 1 | 05/27/2024 00:55 | WG2293728 |
| tert-Butyl alcohol | ND | | 0.00500 | 1 | 05/27/2024 00:55 | WG2293728 |
| tert-Amyl Methyl Ether | ND | | 0.00100 | 1 | 05/27/2024 00:55 | WG2293728 |
| *(S) Toluene-d8* | *108* | | *80.0-120* | | *05/27/2024 00:55* | WG2293728 |
| *(S) 4-Bromofluorobenzene* | *111* | | *77.0-126* | | *05/27/2024 00:55* | WG2293728 |
| *(S) 1,2-Dichloroethane-d4* | *120* | | *70.0-130* | | *05/27/2024 00:55* | WG2293728 |

## Method Blank (MB)

(MB) R4074165-1 05/24/24 16:33

| Analyte | MB Result mg/l | MB Qualifier | MB MDL mg/l | MB RDL mg/l |
|---|---|---|---|---|
| Dissolved Solids | U | | 10.0 | 10.0 |

## L1738436-05 Original Sample (OS) • Duplicate (DUP)

(OS) L1738436-05 05/24/24 16:33 • (DUP) R4074165-3 05/24/24 16:33

| Analyte | Original Result mg/l | DUP Result mg/l | Dilution | DUP RPD % | DUP Qualifier | DUP RPD Limits % |
|---|---|---|---|---|---|---|
| Dissolved Solids | 581 | 592 | 1 | 1.88 | | 10 |

## L1738436-06 Original Sample (OS) • Duplicate (DUP)

(OS) L1738436-06 05/24/24 16:33 • (DUP) R4074165-4 05/24/24 16:33

| Analyte | Original Result mg/l | DUP Result mg/l | Dilution | DUP RPD % | DUP Qualifier | DUP RPD Limits % |
|---|---|---|---|---|---|---|
| Dissolved Solids | 425 | 432 | 1 | 1.63 | | 10 |

## Laboratory Control Sample (LCS)

(LCS) R4074165-2 05/24/24 16:33

| Analyte | Spike Amount mg/l | LCS Result mg/l | LCS Rec. % | Rec. Limits % | LCS Qualifier |
|---|---|---|---|---|---|
| Dissolved Solids | 8800 | 8540 | 97.0 | 85.0-115 | |

## Method Blank (MB)

(MB) R4080874-1 06/12/24 16:00

| Analyte | MB Result mg/l | MB Qualifier | MB MDL mg/l | MB RDL mg/l |
|---|---|---|---|---|
| Nitrate-Nitrite | U | | 0.0500 | 0.100 |

## L1744660-01 Original Sample (OS) • Duplicate (DUP)

(OS) L1744660-01 06/12/24 16:09 • (DUP) R4080874-3 06/12/24 16:10

| Analyte | Original Result mg/l | DUP Result mg/l | Dilution | DUP RPD % | DUP Qualifier | DUP RPD Limits % |
|---|---|---|---|---|---|---|
| Nitrate-Nitrite | ND | ND | 1 | 0.000 | | 20 |

## L1745323-02 Original Sample (OS) • Duplicate (DUP)

(OS) L1745323-02 06/12/24 16:39 • (DUP) R4080874-7 06/12/24 16:40

| Analyte | Original Result mg/l | DUP Result mg/l | Dilution | DUP RPD % | DUP Qualifier | DUP RPD Limits % |
|---|---|---|---|---|---|---|
| Nitrate-Nitrite | ND | ND | 1 | 8.00 | | 20 |

## Laboratory Control Sample (LCS)

(LCS) R4080874-2 06/12/24 16:01

| Analyte | Spike Amount mg/l | LCS Result mg/l | LCS Rec. % | Rec. Limits % | LCS Qualifier |
|---|---|---|---|---|---|
| Nitrate-Nitrite | 2.50 | 2.56 | 102 | 90.0-110 | |

## L1744660-03 Original Sample (OS) • Matrix Spike (MS)

(OS) L1744660-03 06/12/24 16:16 • (MS) R4080874-4 06/12/24 16:18

| Analyte | Spike Amount mg/l | Original Result mg/l | MS Result mg/l | MS Rec. % | Dilution | Rec. Limits % | MS Qualifier |
|---|---|---|---|---|---|---|---|
| Nitrate-Nitrite | 2.50 | ND | 2.62 | 105 | 1 | 90.0-110 | |

## L1744709-02 Original Sample (OS) • Matrix Spike (MS) • Matrix Spike Duplicate (MSD)

(OS) L1744709-02 06/12/24 16:33 • (MS) R4080874-5 06/12/24 16:34 • (MSD) R4080874-6 06/12/24 16:35

| Analyte | Spike Amount mg/l | Original Result mg/l | MS Result mg/l | MSD Result mg/l | MS Rec. % | MSD Rec. % | Dilution | Rec. Limits % | MS Qualifier | MSD Qualifier | RPD % | RPD Limits % |
|---|---|---|---|---|---|---|---|---|---|---|---|---|
| Nitrate-Nitrite | 2.50 | 0.384 | 2.93 | 2.87 | 102 | 99.4 | 1 | 90.0-110 | | | 2.07 | 20 |

## Method Blank (MB)

(MB) R4078556-1 05/21/24 10:34

| Analyte | MB Result mg/l | MB Qualifier | MB MDL mg/l | MB RDL mg/l |
|---|---|---|---|---|
| Nitrate | U | | 0.0480 | 0.100 |
| Nitrite | U | | 0.0420 | 0.100 |
| Sulfate | U | | 0.594 | 5.00 |

## L1738373-01 Original Sample (OS) • Duplicate (DUP)

(OS) L1738373-01 05/21/24 20:29 • (DUP) R4078556-3 05/21/24 20:42

| Analyte | Original Result mg/l | DUP Result mg/l | Dilution | DUP RPD % | DUP Qualifier | DUP RPD Limits % |
|---|---|---|---|---|---|---|
| Nitrate | ND | 0.113 | 1 | 29.8 | R8 | 15 |
| Nitrite | ND | ND | 1 | 0.000 | | 15 |
| Sulfate | ND | ND | 1 | 2.31 | | 15 |

## L1738436-01 Original Sample (OS) • Duplicate (DUP)

(OS) L1738436-01 05/21/24 22:24 • (DUP) R4078556-5 05/21/24 22:37

| Analyte | Original Result mg/l | DUP Result mg/l | Dilution | DUP RPD % | DUP Qualifier | DUP RPD Limits % |
|---|---|---|---|---|---|---|
| Nitrate | 3.19 | 3.10 | 1 | 2.83 | | 15 |
| Nitrite | ND | ND | 1 | 0.000 | | 15 |

## Laboratory Control Sample (LCS)

(LCS) R4078556-2 05/21/24 10:47

| Analyte | Spike Amount mg/l | LCS Result mg/l | LCS Rec. % | Rec. Limits % | LCS Qualifier |
|---|---|---|---|---|---|
| Nitrate | 8.00 | 7.92 | 99.0 | 80.0-120 | |
| Nitrite | 8.00 | 8.21 | 103 | 80.0-120 | |
| Sulfate | 40.0 | 40.3 | 101 | 80.0-120 | |

## L1738373-01 Original Sample (OS) • Matrix Spike (MS)

(OS) L1738373-01 05/21/24 20:29 • (MS) R4078556-4 05/21/24 20:54

| Analyte | Spike Amount mg/l | Original Result mg/l | MS Result mg/l | MS Rec. % | Dilution | Rec. Limits % | MS Qualifier |
|---|---|---|---|---|---|---|---|
| Nitrate | 8.00 | ND | 8.07 | 99.8 | 1 | 80.0-120 | |
| Nitrite | 8.00 | ND | 7.97 | 99.6 | 1 | 80.0-120 | |

## L1738373-01 Original Sample (OS) • Matrix Spike (MS)

(OS) L1738373-01 05/21/24 20:29 • (MS) R4078556-4 05/21/24 20:54

| Analyte | Spike Amount mg/l | Original Result mg/l | MS Result mg/l | MS Rec. % | Dilution | Rec. Limits % | MS Qualifier |
|---|---|---|---|---|---|---|---|
| Sulfate | 40.0 | ND | 41.5 | 100 | 1 | 80.0-120 | |

## L1738436-01 Original Sample (OS) • Matrix Spike (MS) • Matrix Spike Duplicate (MSD)

(OS) L1738436-01 05/21/24 22:24 • (MS) R4078556-6 05/21/24 22:50 • (MSD) R4078556-7 05/21/24 23:03

| Analyte | Spike Amount mg/l | Original Result mg/l | MS Result mg/l | MSD Result mg/l | MS Rec. % | MSD Rec. % | Dilution | Rec. Limits % | MS Qualifier | MSD Qualifier | RPD % | RPD Limits % |
|---|---|---|---|---|---|---|---|---|---|---|---|---|
| Nitrate | 8.00 | 3.19 | 10.8 | 10.9 | 94.7 | 96.4 | 1 | 80.0-120 | | | 1.30 | 15 |
| Nitrite | 8.00 | ND | 7.84 | 7.87 | 97.9 | 98.4 | 1 | 80.0-120 | | | 0.494 | 15 |

## Method Blank (MB)

(MB) R4079933-1 06/10/24 10:14

| Analyte | MB Result mg/l | MB Qualifier | MB MDL mg/l | MB RDL mg/l |
|---|---|---|---|---|
| Nitrate | U | | 0.0480 | 0.100 |
| Nitrite | U | | 0.0420 | 0.100 |
| Sulfate | U | | 0.594 | 5.00 |

## L1738436-01 Original Sample (OS) • Duplicate (DUP)

(OS) L1738436-01 06/10/24 14:52 • (DUP) R4079933-3 06/10/24 15:08

| Analyte | Original Result mg/l | DUP Result mg/l | Dilution | DUP RPD % | DUP Qualifier | DUP RPD Limits % |
|---|---|---|---|---|---|---|
| Nitrate | 4.25 | 4.34 | 5 | 2.10 | | 15 |
| Nitrite | ND | ND | 5 | 0.000 | | 15 |
| Sulfate | 206 | 208 | 5 | 0.814 | | 15 |

## L1741943-01 Original Sample (OS) • Duplicate (DUP)

(OS) L1741943-01 06/10/24 19:23 • (DUP) R4079933-6 06/10/24 19:39

| Analyte | Original Result mg/l | DUP Result mg/l | Dilution | DUP RPD % | DUP Qualifier | DUP RPD Limits % |
|---|---|---|---|---|---|---|
| Nitrate | ND | ND | 1 | 0.000 | | 15 |
| Nitrite | ND | ND | 1 | 0.000 | | 15 |
| Sulfate | 7.87 | 8.31 | 1 | 5.44 | | 15 |

## Laboratory Control Sample (LCS)

(LCS) R4079933-2 06/10/24 10:30

| Analyte | Spike Amount mg/l | LCS Result mg/l | LCS Rec. % | Rec. Limits % | LCS Qualifier |
|---|---|---|---|---|---|
| Nitrate | 8.00 | 7.77 | 97.1 | 80.0-120 | |
| Nitrite | 8.00 | 7.44 | 93.0 | 80.0-120 | |
| Sulfate | 40.0 | 41.0 | 103 | 80.0-120 | |

## L1738436-01 Original Sample (OS) • Matrix Spike (MS) • Matrix Spike Duplicate (MSD)

(OS) L1738436-01 06/10/24 14:52 • (MS) R4079933-4 06/10/24 15:24 • (MSD) R4079933-5 06/10/24 15:40

| Analyte | Spike Amount mg/l | Original Result mg/l | MS Result mg/l | MSD Result mg/l | MS Rec. % | MSD Rec. % | Dilution | Rec. Limits % | MS Qualifier | MSD Qualifier | RPD % | RPD Limits % |
|---|---|---|---|---|---|---|---|---|---|---|---|---|
| Nitrate | 8.00 | 4.25 | 10.8 | 10.8 | 82.0 | 81.9 | 5 | 80.0-120 | | | 0.0324 | 15 |
| Nitrite | 8.00 | ND | 6.69 | 6.61 | 83.6 | 82.7 | 5 | 80.0-120 | | | 1.09 | 15 |
| Sulfate | 40.0 | 206 | 206 | 208 | 0.000 | 5.38 | 5 | 80.0-120 | M3 | M3 | 1.19 | 15 |

## L1741943-01 Original Sample (OS) • Matrix Spike (MS) • Matrix Spike Duplicate (MSD)

(OS) L1741943-01 06/10/24 19:23 • (MS) R4079933-7 06/10/24 19:55 • (MSD) R4079933-8 06/10/24 20:10

| Analyte | Spike Amount mg/l | Original Result mg/l | MS Result mg/l | MSD Result mg/l | MS Rec. % | MSD Rec. % | Dilution | Rec. Limits % | MS Qualifier | MSD Qualifier | RPD % | RPD Limits % |
|---|---|---|---|---|---|---|---|---|---|---|---|---|
| Nitrate | 8.00 | ND | 7.34 | 7.32 | 91.8 | 91.5 | 1 | 80.0-120 | | | 0.266 | 15 |
| Nitrite | 8.00 | ND | 7.36 | 7.35 | 92.0 | 91.8 | 1 | 80.0-120 | | | 0.237 | 15 |
| Sulfate | 40.0 | 7.87 | 43.6 | 43.5 | 89.3 | 89.1 | 1 | 80.0-120 | | | 0.226 | 15 |

## Method Blank (MB)

(MB) R4075327-1 05/30/24 10:26

| Analyte | MB Result mg/l | MB Qualifier | MB MDL mg/l | MB RDL mg/l |
|---|---|---|---|---|
| Iron | U | | 0.0180 | 0.100 |

## Laboratory Control Sample (LCS)

(LCS) R4075327-2 05/30/24 10:27

| Analyte | Spike Amount mg/l | LCS Result mg/l | LCS Rec. % | Rec. Limits % | LCS Qualifier |
|---|---|---|---|---|---|
| Iron | 10.0 | 9.79 | 97.9 | 80.0-120 | |

## L1738436-01 Original Sample (OS) • Matrix Spike (MS) • Matrix Spike Duplicate (MSD)

(OS) L1738436-01 05/30/24 10:29 • (MS) R4075327-4 05/30/24 10:32 • (MSD) R4075327-5 05/30/24 10:34

| Analyte | Spike Amount mg/l | Original Result mg/l | MS Result mg/l | MSD Result mg/l | MS Rec. % | MSD Rec. % | Dilution | Rec. Limits % | MS Qualifier | MSD Qualifier | RPD % | RPD Limits % |
|---|---|---|---|---|---|---|---|---|---|---|---|---|
| Iron | 10.0 | 1.88 | 11.5 | 11.7 | 96.4 | 98.5 | 1 | 75.0-125 | | | 1.81 | 20 |

# QUALITY CONTROL SUMMARY

L1738436-06

## Method Blank (MB)

(MB) R4075162-1 05/29/24 21:28

| Analyte | MB Result mg/l | MB Qualifier | MB MDL mg/l | MB RDL mg/l |
|---|---|---|---|---|
| Iron | U | | 0.0180 | 0.100 |

## Laboratory Control Sample (LCS)

(LCS) R4075162-2 05/29/24 21:31

| Analyte | Spike Amount mg/l | LCS Result mg/l | LCS Rec. % | Rec. Limits % | LCS Qualifier |
|---|---|---|---|---|---|
| Iron | 10.0 | 9.35 | 93.5 | 80.0-120 | |

## L1738474-01 Original Sample (OS) • Matrix Spike (MS) • Matrix Spike Duplicate (MSD)

(OS) L1738474-01 05/29/24 21:35 • (MS) R4075162-4 05/29/24 21:42 • (MSD) R4075162-5 05/29/24 21:45

| Analyte | Spike Amount mg/l | Original Result mg/l | MS Result mg/l | MSD Result mg/l | MS Rec. % | MSD Rec. % | Dilution | Rec. Limits % | MS Qualifier | MSD Qualifier | RPD % | RPD Limits % |
|---|---|---|---|---|---|---|---|---|---|---|---|---|
| Iron | 10.0 | 14.8 | 27.1 | 26.7 | 122 | 119 | 1 | 75.0-125 | | | 1.41 | 20 |

## Method Blank (MB)

(MB) R4073407-2 05/23/24 14:05

| Analyte | MB Result mg/l | MB Qualifier | MB MDL mg/l | MB RDL mg/l |
|---|---|---|---|---|
| Methane | U | | 0.00291 | 0.0100 |
| Ethane | U | | 0.00407 | 0.0130 |
| Ethene | U | | 0.00426 | 0.0130 |

## L1738436-02 Original Sample (OS) • Duplicate (DUP)

(OS) L1738436-02 05/23/24 14:24 • (DUP) R4073407-3 05/23/24 14:44

| Analyte | Original Result mg/l | DUP Result mg/l | Dilution | DUP RPD % | DUP Qualifier | DUP RPD Limits % |
|---|---|---|---|---|---|---|
| Methane | ND | ND | 1 | 0.000 | | 20 |
| Ethane | ND | ND | 1 | 0.000 | | 20 |
| Ethene | ND | ND | 1 | 0.000 | | 20 |

## L1738468-04 Original Sample (OS) • Duplicate (DUP)

(OS) L1738468-04 05/23/24 14:49 • (DUP) R4073407-4 05/23/24 15:47

| Analyte | Original Result mg/l | DUP Result mg/l | Dilution | DUP RPD % | DUP Qualifier | DUP RPD Limits % |
|---|---|---|---|---|---|---|
| Methane | ND | ND | 1 | 0.000 | | 20 |
| Ethane | ND | ND | 1 | 0.000 | | 20 |
| Ethene | ND | ND | 1 | 0.000 | | 20 |

## Laboratory Control Sample (LCS) • Laboratory Control Sample Duplicate (LCSD)

(LCS) R4073407-1 05/23/24 14:02 • (LCSD) R4073407-7 05/23/24 16:17

| Analyte | Spike Amount mg/l | LCS Result mg/l | LCSD Result mg/l | LCS Rec. % | LCSD Rec. % | Rec. Limits % | LCS Qualifier | LCSD Qualifier | RPD % | RPD Limits % |
|---|---|---|---|---|---|---|---|---|---|---|
| Methane | 0.0678 | 0.0683 | 0.0706 | 101 | 104 | 85.0-115 | | | 3.31 | 20 |
| Ethane | 0.129 | 0.118 | 0.113 | 91.5 | 87.6 | 85.0-115 | | | 4.33 | 20 |
| Ethene | 0.127 | 0.121 | 0.114 | 95.3 | 89.8 | 85.0-115 | | | 5.96 | 20 |

## L1738436-01 Original Sample (OS) • Matrix Spike (MS) • Matrix Spike Duplicate (MSD)

(OS) L1738436-01 05/23/24 14:21 • (MS) R4073407-5 05/23/24 15:52 • (MSD) R4073407-6 05/23/24 16:11

| Analyte | Spike Amount mg/l | Original Result mg/l | MS Result mg/l | MSD Result mg/l | MS Rec. % | MSD Rec. % | Dilution | Rec. Limits % | MS Qualifier | MSD Qualifier | RPD % | RPD Limits % |
|---|---|---|---|---|---|---|---|---|---|---|---|---|
| Methane | 0.0678 | ND | 0.0761 | 0.0780 | 112 | 115 | 1 | 50.0-150 | | | 2.47 | 20 |
| Ethane | 0.129 | ND | 0.120 | 0.125 | 93.0 | 96.9 | 1 | 50.0-150 | | | 4.08 | 20 |
| Ethene | 0.127 | ND | 0.123 | 0.126 | 96.9 | 99.2 | 1 | 50.0-150 | | | 2.41 | 20 |

## Method Blank (MB)

(MB) R4075462-3 05/27/24 00:35

| Analyte | MB Result mg/l | MB Qualifier | MB MDL mg/l | MB RDL mg/l |
|---|---|---|---|---|
| Acetone | U | | 0.0113 | 0.0500 |
| Acrylonitrile | U | | 0.000671 | 0.0100 |
| Benzene | U | | 0.0000941 | 0.00100 |
| Bromobenzene | U | | 0.000118 | 0.00100 |
| Bromochloromethane | U | | 0.000128 | 0.00100 |
| Bromodichloromethane | U | | 0.000136 | 0.00100 |
| Bromoform | U | | 0.000129 | 0.00100 |
| Bromomethane | U | | 0.000605 | 0.00500 |
| n-Butylbenzene | U | | 0.000157 | 0.00100 |
| sec-Butylbenzene | U | | 0.000125 | 0.00100 |
| tert-Butylbenzene | U | | 0.000127 | 0.00100 |
| Carbon tetrachloride | U | | 0.000128 | 0.00100 |
| Carbon disulfide | U | | 0.0000962 | 0.00100 |
| Chlorobenzene | U | | 0.000116 | 0.00100 |
| Chlorodibromomethane | U | | 0.000140 | 0.00100 |
| Chloroethane | U | | 0.000192 | 0.00500 |
| Chloroform | U | | 0.000111 | 0.00500 |
| Chloromethane | U | | 0.000960 | 0.00250 |
| 1,2-Dibromo-3-Chloropropane | U | | 0.000276 | 0.00500 |
| 1,2-Dibromoethane | U | | 0.000126 | 0.00100 |
| Dibromomethane | U | | 0.000122 | 0.00100 |
| 1,2-Dichlorobenzene | U | | 0.000107 | 0.00100 |
| 1,3-Dichlorobenzene | U | | 0.000110 | 0.00100 |
| 1,4-Dichlorobenzene | U | | 0.000120 | 0.00100 |
| trans-1,4-Dichloro-2-butene | U | | 0.000467 | 0.00250 |
| Dichlorodifluoromethane | U | | 0.000374 | 0.00500 |
| 1,1-Dichloroethane | U | | 0.000100 | 0.00100 |
| 1,2-Dichloroethane | U | | 0.0000819 | 0.00100 |
| 1,1-Dichloroethene | U | | 0.000188 | 0.00100 |
| cis-1,2-Dichloroethene | U | | 0.000126 | 0.00100 |
| trans-1,2-Dichloroethene | U | | 0.000149 | 0.00100 |
| 1,2-Dichloropropane | U | | 0.000149 | 0.00100 |
| cis-1,3-Dichloropropene | U | | 0.000111 | 0.00100 |
| trans-1,3-Dichloropropene | U | | 0.000118 | 0.00100 |
| Ethylbenzene | U | | 0.000137 | 0.00100 |
| Hexachloro-1,3-butadiene | U | | 0.000337 | 0.00100 |
| 2-Hexanone | U | | 0.000787 | 0.0100 |
| 2-Butanone (MEK) | U | | 0.00119 | 0.0100 |
| Iodomethane | U | | 0.00600 | 0.0100 |
| Methylene Chloride | U | | 0.000430 | 0.00500 |

## Method Blank (MB)

(MB) R4075462-3 05/27/24 00:35

| Analyte | MB Result mg/l | MB Qualifier | MB MDL mg/l | MB RDL mg/l |
|---|---|---|---|---|
| 4-Methyl-2-pentanone (MIBK) | U | | 0.000478 | 0.0100 |
| Naphthalene | U | | 0.00100 | 0.00500 |
| n-Propylbenzene | U | | 0.0000993 | 0.00100 |
| Styrene | U | | 0.000118 | 0.00100 |
| 1,1,1,2-Tetrachloroethane | U | | 0.000147 | 0.00100 |
| 1,1,2,2-Tetrachloroethane | U | | 0.000133 | 0.00100 |
| 1,1,2-Trichlorotrifluoroethane | U | | 0.000180 | 0.00100 |
| Tetrachloroethene | U | | 0.000300 | 0.00100 |
| Toluene | U | | 0.000278 | 0.00100 |
| 1,2,4-Trichlorobenzene | U | | 0.000481 | 0.00100 |
| 1,1,1-Trichloroethane | U | | 0.000149 | 0.00100 |
| 1,1,2-Trichloroethane | U | | 0.000158 | 0.00100 |
| Trichloroethene | U | | 0.000190 | 0.00100 |
| Trichlorofluoromethane | U | | 0.000160 | 0.00500 |
| 1,2,3-Trichloropropane | U | | 0.000237 | 0.00250 |
| 1,2,4-Trimethylbenzene | U | | 0.000322 | 0.00100 |
| 1,3,5-Trimethylbenzene | U | | 0.000104 | 0.00100 |
| Vinyl acetate | U | | 0.000692 | 0.0100 |
| Vinyl chloride | U | | 0.000234 | 0.00100 |
| Xylenes, Total | U | | 0.000174 | 0.00300 |
| Di-isopropyl ether | U | | 0.000105 | 0.00100 |
| Ethanol | U | | 0.0420 | 0.100 |
| Ethyl tert-butyl ether | U | | 0.000101 | 0.00100 |
| Methyl tert-butyl ether | U | | 0.000101 | 0.00100 |
| tert-Butyl alcohol | U | | 0.00406 | 0.00500 |
| tert-Amyl Methyl Ether | U | | 0.000195 | 0.00100 |
| *(S) Toluene-d8* | *106* | | | *80.0-120* |
| *(S) 4-Bromofluorobenzene* | *110* | | | *77.0-126* |
| *(S) 1,2-Dichloroethane-d4* | *123* | | | *70.0-130* |

## Laboratory Control Sample (LCS) • Laboratory Control Sample Duplicate (LCSD)

(LCS) R4075462-1 05/26/24 23:32 • (LCSD) R4075462-2 05/26/24 23:53

| Analyte | Spike Amount mg/l | LCS Result mg/l | LCSD Result mg/l | LCS Rec. % | LCSD Rec. % | Rec. Limits % | LCS Qualifier | LCSD Qualifier | RPD % | RPD Limits % |
|---|---|---|---|---|---|---|---|---|---|---|
| Acetone | 0.0250 | 0.0329 | 0.0326 | 132 | 130 | 19.0-160 | | | 0.916 | 27 |
| Acrylonitrile | 0.0250 | 0.0270 | 0.0271 | 108 | 108 | 55.0-149 | | | 0.370 | 20 |
| Benzene | 0.00500 | 0.00508 | 0.00526 | 102 | 105 | 70.0-123 | | | 3.48 | 20 |
| Bromobenzene | 0.00500 | 0.00466 | 0.00502 | 93.2 | 100 | 73.0-121 | | | 7.44 | 20 |

## Laboratory Control Sample (LCS) • Laboratory Control Sample Duplicate (LCSD)

(LCS) R4075462-1 05/26/24 23:32 • (LCSD) R4075462-2 05/26/24 23:53

| Analyte | Spike Amount mg/l | LCS Result mg/l | LCSD Result mg/l | LCS Rec. % | LCSD Rec. % | Rec. Limits % | LCS Qualifier | LCSD Qualifier | RPD % | RPD Limits % |
|---|---|---|---|---|---|---|---|---|---|---|
| Bromochloromethane | 0.00500 | 0.00570 | 0.00578 | 114 | 116 | 76.0-122 | | | 1.39 | 20 |
| Bromodichloromethane | 0.00500 | 0.00565 | 0.00558 | 113 | 112 | 75.0-120 | | | 1.25 | 20 |
| Bromoform | 0.00500 | 0.00507 | 0.00545 | 101 | 109 | 68.0-132 | | | 7.22 | 20 |
| Bromomethane | 0.00500 | 0.00313 | 0.00364 | 62.6 | 72.8 | 10.0-160 | | | 15.1 | 25 |
| n-Butylbenzene | 0.00500 | 0.00451 | 0.00459 | 90.2 | 91.8 | 73.0-125 | | | 1.76 | 20 |
| sec-Butylbenzene | 0.00500 | 0.00487 | 0.00481 | 97.4 | 96.2 | 75.0-125 | | | 1.24 | 20 |
| tert-Butylbenzene | 0.00500 | 0.00499 | 0.00505 | 99.8 | 101 | 76.0-124 | | | 1.20 | 20 |
| Carbon tetrachloride | 0.00500 | 0.00666 | 0.00641 | 133 | 128 | 68.0-126 | L1 | L1 | 3.83 | 20 |
| Carbon disulfide | 0.00500 | 0.00508 | 0.00504 | 102 | 101 | 61.0-128 | | | 0.791 | 20 |
| Chlorobenzene | 0.00500 | 0.00509 | 0.00513 | 102 | 103 | 80.0-121 | | | 0.783 | 20 |
| Chlorodibromomethane | 0.00500 | 0.00556 | 0.00559 | 111 | 112 | 77.0-125 | | | 0.538 | 20 |
| Chloroethane | 0.00500 | 0.00525 | 0.00489 | 105 | 97.8 | 47.0-150 | | | 7.10 | 20 |
| Chloroform | 0.00500 | 0.00548 | 0.00567 | 110 | 113 | 73.0-120 | | | 3.41 | 20 |
| Chloromethane | 0.00500 | 0.00402 | 0.00492 | 80.4 | 98.4 | 41.0-142 | | R7 | 20.1 | 20 |
| 1,2-Dibromo-3-Chloropropane | 0.00500 | 0.00449 | 0.00477 | 89.8 | 95.4 | 58.0-134 | | | 6.05 | 20 |
| 1,2-Dibromoethane | 0.00500 | 0.00549 | 0.00541 | 110 | 108 | 80.0-122 | | | 1.47 | 20 |
| Dibromomethane | 0.00500 | 0.00539 | 0.00507 | 108 | 101 | 80.0-120 | | | 6.12 | 20 |
| 1,2-Dichlorobenzene | 0.00500 | 0.00520 | 0.00544 | 104 | 109 | 79.0-121 | | | 4.51 | 20 |
| 1,3-Dichlorobenzene | 0.00500 | 0.00501 | 0.00497 | 100 | 99.4 | 79.0-120 | | | 0.802 | 20 |
| 1,4-Dichlorobenzene | 0.00500 | 0.00482 | 0.00534 | 96.4 | 107 | 79.0-120 | | | 10.2 | 20 |
| trans-1,4-Dichloro-2-butene | 0.00500 | 0.00361 | 0.00500 | 72.2 | 100 | 33.0-144 | | R7 | 32.3 | 20 |
| Dichlorodifluoromethane | 0.00500 | 0.00710 | 0.00714 | 142 | 143 | 51.0-149 | | | 0.562 | 20 |
| 1,1-Dichloroethane | 0.00500 | 0.00542 | 0.00536 | 108 | 107 | 70.0-126 | | | 1.11 | 20 |
| 1,2-Dichloroethane | 0.00500 | 0.00609 | 0.00618 | 122 | 124 | 70.0-128 | | | 1.47 | 20 |
| 1,1-Dichloroethene | 0.00500 | 0.00550 | 0.00534 | 110 | 107 | 71.0-124 | | | 2.95 | 20 |
| cis-1,2-Dichloroethene | 0.00500 | 0.00537 | 0.00549 | 107 | 110 | 73.0-120 | | | 2.21 | 20 |
| trans-1,2-Dichloroethene | 0.00500 | 0.00504 | 0.00521 | 101 | 104 | 73.0-120 | | | 3.32 | 20 |
| 1,2-Dichloropropane | 0.00500 | 0.00527 | 0.00530 | 105 | 106 | 77.0-125 | | | 0.568 | 20 |
| cis-1,3-Dichloropropene | 0.00500 | 0.00534 | 0.00537 | 107 | 107 | 80.0-123 | | | 0.560 | 20 |
| trans-1,3-Dichloropropene | 0.00500 | 0.00529 | 0.00553 | 106 | 111 | 78.0-124 | | | 4.44 | 20 |
| Ethylbenzene | 0.00500 | 0.00499 | 0.00506 | 99.8 | 101 | 79.0-123 | | | 1.39 | 20 |
| Hexachloro-1,3-butadiene | 0.00500 | 0.00521 | 0.00509 | 104 | 102 | 54.0-138 | | | 2.33 | 20 |
| 2-Hexanone | 0.0250 | 0.0272 | 0.0264 | 109 | 106 | 67.0-149 | | | 2.99 | 20 |
| 2-Butanone (MEK) | 0.0250 | 0.0281 | 0.0277 | 112 | 111 | 44.0-160 | | | 1.43 | 20 |
| Iodomethane | 0.0250 | 0.00849 | 0.0156 | 34.0 | 62.4 | 33.0-147 | | R7 | 59.0 | 26 |
| Methylene Chloride | 0.00500 | 0.00479 | 0.00481 | 95.8 | 96.2 | 67.0-120 | | | 0.417 | 20 |
| 4-Methyl-2-pentanone (MIBK) | 0.0250 | 0.0287 | 0.0287 | 115 | 115 | 68.0-142 | | | 0.000 | 20 |
| Naphthalene | 0.00500 | 0.00390 | 0.00417 | 78.0 | 83.4 | 54.0-135 | | | 6.69 | 20 |
| n-Propylbenzene | 0.00500 | 0.00496 | 0.00495 | 99.2 | 99.0 | 77.0-124 | | | 0.202 | 20 |
| Styrene | 0.00500 | 0.00498 | 0.00521 | 99.6 | 104 | 73.0-130 | | | 4.51 | 20 |

## Laboratory Control Sample (LCS) • Laboratory Control Sample Duplicate (LCSD)

(LCS) R4075462-1 05/26/24 23:32 • (LCSD) R4075462-2 05/26/24 23:53

| Analyte | Spike Amount mg/l | LCS Result mg/l | LCSD Result mg/l | LCS Rec. % | LCSD Rec. % | Rec. Limits % | LCS Qualifier | LCSD Qualifier | RPD % | RPD Limits % |
|---|---|---|---|---|---|---|---|---|---|---|
| 1,1,1,2-Tetrachloroethane | 0.00500 | 0.00528 | 0.00552 | 106 | 110 | 75.0-125 | | | 4.44 | 20 |
| 1,1,2,2-Tetrachloroethane | 0.00500 | 0.00438 | 0.00460 | 87.6 | 92.0 | 65.0-130 | | | 4.90 | 20 |
| 1,1,2-Trichlorotrifluoroethane | 0.00500 | 0.00580 | 0.00600 | 116 | 120 | 69.0-132 | | | 3.39 | 20 |
| Tetrachloroethene | 0.00500 | 0.00564 | 0.00563 | 113 | 113 | 72.0-132 | | | 0.177 | 20 |
| Toluene | 0.00500 | 0.00490 | 0.00483 | 98.0 | 96.6 | 79.0-120 | | | 1.44 | 20 |
| 1,2,4-Trichlorobenzene | 0.00500 | 0.00497 | 0.00495 | 99.4 | 99.0 | 57.0-137 | | | 0.403 | 20 |
| 1,1,1-Trichloroethane | 0.00500 | 0.00625 | 0.00602 | 125 | 120 | 73.0-124 | L1 | | 3.75 | 20 |
| 1,1,2-Trichloroethane | 0.00500 | 0.00504 | 0.00521 | 101 | 104 | 80.0-120 | | | 3.32 | 20 |
| Trichloroethene | 0.00500 | 0.00577 | 0.00585 | 115 | 117 | 78.0-124 | | | 1.38 | 20 |
| Trichlorofluoromethane | 0.00500 | 0.00685 | 0.00687 | 137 | 137 | 59.0-147 | | | 0.292 | 20 |
| 1,2,3-Trichloropropane | 0.00500 | 0.00515 | 0.00496 | 103 | 99.2 | 73.0-130 | | | 3.76 | 20 |
| 1,2,4-Trimethylbenzene | 0.00500 | 0.00481 | 0.00484 | 96.2 | 96.8 | 76.0-121 | | | 0.622 | 20 |
| 1,3,5-Trimethylbenzene | 0.00500 | 0.00500 | 0.00507 | 100 | 101 | 76.0-122 | | | 1.39 | 20 |
| Vinyl acetate | 0.0250 | 0.0213 | 0.0200 | 85.2 | 80.0 | 11.0-160 | | | 6.30 | 20 |
| Vinyl chloride | 0.00500 | 0.00487 | 0.00498 | 97.4 | 99.6 | 67.0-131 | | | 2.23 | 20 |
| Xylenes, Total | 0.0150 | 0.0153 | 0.0152 | 102 | 101 | 79.0-123 | | | 0.656 | 20 |
| Di-isopropyl ether | 0.00500 | 0.00527 | 0.00534 | 105 | 107 | 58.0-138 | | | 1.32 | 20 |
| Ethanol | 0.250 | 0.265 | 0.232 | 106 | 92.8 | 10.0-160 | | | 13.3 | 30 |
| Ethyl tert-butyl ether | 0.00500 | 0.00598 | 0.00589 | 120 | 118 | 63.0-138 | | | 1.52 | 20 |
| Methyl tert-butyl ether | 0.00500 | 0.00566 | 0.00545 | 113 | 109 | 68.0-125 | | | 3.78 | 20 |
| tert-Butyl alcohol | 0.0250 | 0.0299 | 0.0267 | 120 | 107 | 27.0-160 | | | 11.3 | 30 |
| tert-Amyl Methyl Ether | 0.00500 | 0.00540 | 0.00560 | 108 | 112 | 66.0-125 | | | 3.64 | 20 |
| *(S) Toluene-d8* | | | | *104* | *103* | *80.0-120* | | | | |
| *(S) 4-Bromofluorobenzene* | | | | *110* | *110* | *77.0-126* | | | | |
| *(S) 1,2-Dichloroethane-d4* | | | | *121* | *120* | *70.0-130* | | | | |

## L1738436-01 Original Sample (OS) • Matrix Spike (MS) • Matrix Spike Duplicate (MSD)

(OS) L1738436-01 05/27/24 02:39 • (MS) R4075462-4 05/27/24 07:51 • (MSD) R4075462-5 05/27/24 08:12

| Analyte | Spike Amount mg/l | Original Result mg/l | MS Result mg/l | MSD Result mg/l | MS Rec. % | MSD Rec. % | Dilution | Rec. Limits % | MS Qualifier | MSD Qualifier | RPD % | RPD Limits % |
|---|---|---|---|---|---|---|---|---|---|---|---|---|
| Acetone | 0.0250 | ND | ND | ND | 56.4 | 56.0 | 1 | 10.0-160 | | | 0.712 | 35 |
| Acrylonitrile | 0.0250 | ND | 0.0301 | 0.0311 | 120 | 124 | 1 | 21.0-160 | | | 3.27 | 32 |
| Benzene | 0.00500 | ND | 0.00637 | 0.00650 | 127 | 130 | 1 | 17.0-158 | | | 2.02 | 27 |
| Bromobenzene | 0.00500 | ND | 0.00589 | 0.00607 | 118 | 121 | 1 | 30.0-149 | | | 3.01 | 28 |
| Bromochloromethane | 0.00500 | ND | 0.00674 | 0.00654 | 135 | 131 | 1 | 38.0-142 | | | 3.01 | 26 |
| Bromodichloromethane | 0.00500 | ND | 0.00622 | 0.00620 | 124 | 124 | 1 | 31.0-150 | | | 0.322 | 27 |
| Bromoform | 0.00500 | ND | 0.00556 | 0.00572 | 111 | 114 | 1 | 29.0-150 | | | 2.84 | 29 |
| Bromomethane | 0.00500 | ND | ND | ND | 70.8 | 78.6 | 1 | 10.0-160 | | | 10.4 | 38 |

## L1738436-01 Original Sample (OS) • Matrix Spike (MS) • Matrix Spike Duplicate (MSD)

(OS) L1738436-01 05/27/24 02:39 • (MS) R4075462-4 05/27/24 07:51 • (MSD) R4075462-5 05/27/24 08:12

| Analyte | Spike Amount mg/l | Original Result mg/l | MS Result mg/l | MSD Result mg/l | MS Rec. % | MSD Rec. % | Dilution | Rec. Limits % | MS Qualifier | MSD Qualifier | RPD % | RPD Limits % |
|---|---|---|---|---|---|---|---|---|---|---|---|---|
| n-Butylbenzene | 0.00500 | ND | 0.00588 | 0.00584 | 118 | 117 | 1 | 31.0-150 | | | 0.683 | 30 |
| sec-Butylbenzene | 0.00500 | ND | 0.00643 | 0.00630 | 129 | 126 | 1 | 33.0-155 | | | 2.04 | 29 |
| tert-Butylbenzene | 0.00500 | ND | 0.00654 | 0.00641 | 131 | 128 | 1 | 34.0-153 | | | 2.01 | 28 |
| Carbon tetrachloride | 0.00500 | ND | 0.00716 | 0.00695 | 143 | 139 | 1 | 23.0-159 | | | 2.98 | 28 |
| Carbon disulfide | 0.00500 | ND | 0.00668 | 0.00673 | 134 | 135 | 1 | 10.0-156 | | | 0.746 | 28 |
| Chlorobenzene | 0.00500 | ND | 0.00624 | 0.00626 | 125 | 125 | 1 | 33.0-152 | | | 0.320 | 27 |
| Chlorodibromomethane | 0.00500 | ND | 0.00619 | 0.00639 | 124 | 128 | 1 | 37.0-149 | | | 3.18 | 27 |
| Chloroethane | 0.00500 | ND | 0.00692 | 0.00678 | 138 | 136 | 1 | 10.0-160 | | | 2.04 | 30 |
| Chloroform | 0.00500 | ND | 0.00693 | 0.00704 | 139 | 141 | 1 | 29.0-154 | | | 1.57 | 28 |
| Chloromethane | 0.00500 | ND | 0.00613 | 0.00600 | 123 | 120 | 1 | 10.0-160 | | | 2.14 | 29 |
| 1,2-Dibromo-3-Chloropropane | 0.00500 | ND | 0.00537 | 0.00555 | 107 | 111 | 1 | 22.0-151 | | | 3.30 | 34 |
| 1,2-Dibromoethane | 0.00500 | ND | 0.00632 | 0.00635 | 126 | 127 | 1 | 34.0-147 | | | 0.474 | 27 |
| Dibromomethane | 0.00500 | ND | 0.00600 | 0.00561 | 120 | 112 | 1 | 30.0-151 | | | 6.72 | 27 |
| 1,2-Dichlorobenzene | 0.00500 | ND | 0.00632 | 0.00641 | 126 | 128 | 1 | 34.0-149 | | | 1.41 | 28 |
| 1,3-Dichlorobenzene | 0.00500 | ND | 0.00621 | 0.00611 | 124 | 122 | 1 | 36.0-146 | | | 1.62 | 27 |
| 1,4-Dichlorobenzene | 0.00500 | ND | 0.00594 | 0.00629 | 119 | 126 | 1 | 35.0-142 | | | 5.72 | 27 |
| trans-1,4-Dichloro-2-butene | 0.00500 | ND | 0.00533 | 0.00497 | 107 | 99.4 | 1 | 10.0-157 | | | 6.99 | 37 |
| Dichlorodifluoromethane | 0.00500 | ND | 0.00838 | 0.00830 | 168 | 166 | 1 | 10.0-160 | M1 | M1 | 0.959 | 29 |
| 1,1-Dichloroethane | 0.00500 | ND | 0.00671 | 0.00665 | 134 | 133 | 1 | 25.0-158 | | | 0.898 | 27 |
| 1,2-Dichloroethane | 0.00500 | ND | 0.00599 | 0.00604 | 120 | 121 | 1 | 29.0-151 | | | 0.831 | 27 |
| 1,1-Dichloroethene | 0.00500 | ND | 0.00733 | 0.00722 | 147 | 144 | 1 | 11.0-160 | | | 1.51 | 29 |
| cis-1,2-Dichloroethene | 0.00500 | ND | 0.00657 | 0.00641 | 131 | 128 | 1 | 10.0-160 | | | 2.47 | 27 |
| trans-1,2-Dichloroethene | 0.00500 | ND | 0.00656 | 0.00672 | 131 | 134 | 1 | 17.0-153 | | | 2.41 | 27 |
| 1,2-Dichloropropane | 0.00500 | ND | 0.00642 | 0.00628 | 128 | 126 | 1 | 30.0-156 | | | 2.20 | 27 |
| cis-1,3-Dichloropropene | 0.00500 | ND | 0.00588 | 0.00591 | 118 | 118 | 1 | 34.0-149 | | | 0.509 | 28 |
| trans-1,3-Dichloropropene | 0.00500 | ND | 0.00586 | 0.00594 | 117 | 119 | 1 | 32.0-149 | | | 1.36 | 28 |
| Ethylbenzene | 0.00500 | ND | 0.00593 | 0.00597 | 119 | 119 | 1 | 30.0-155 | | | 0.672 | 27 |
| Hexachloro-1,3-butadiene | 0.00500 | ND | 0.00615 | 0.00611 | 123 | 122 | 1 | 20.0-154 | | | 0.653 | 34 |
| 2-Hexanone | 0.0250 | ND | 0.0249 | 0.0260 | 99.6 | 104 | 1 | 21.0-160 | | | 4.32 | 29 |
| 2-Butanone (MEK) | 0.0250 | ND | 0.0186 | 0.0183 | 74.4 | 73.2 | 1 | 10.0-160 | | | 1.63 | 32 |
| Iodomethane | 0.0250 | ND | 0.0158 | 0.0210 | 63.2 | 84.0 | 1 | 10.0-160 | | | 28.3 | 40 |
| Methylene Chloride | 0.00500 | ND | 0.00595 | 0.00609 | 119 | 122 | 1 | 23.0-144 | | | 2.33 | 28 |
| 4-Methyl-2-pentanone (MIBK) | 0.0250 | ND | 0.0322 | 0.0323 | 129 | 129 | 1 | 29.0-160 | | | 0.310 | 29 |
| Naphthalene | 0.00500 | ND | ND | ND | 91.4 | 96.8 | 1 | 12.0-156 | | | 5.74 | 35 |
| n-Propylbenzene | 0.00500 | ND | 0.00648 | 0.00649 | 130 | 130 | 1 | 31.0-154 | | | 0.154 | 28 |
| Styrene | 0.00500 | ND | 0.00604 | 0.00613 | 121 | 123 | 1 | 33.0-155 | | | 1.48 | 28 |
| 1,1,1,2-Tetrachloroethane | 0.00500 | ND | 0.00593 | 0.00602 | 119 | 120 | 1 | 36.0-151 | | | 1.51 | 29 |
| 1,1,2,2-Tetrachloroethane | 0.00500 | ND | 0.00606 | 0.00619 | 121 | 124 | 1 | 33.0-150 | | | 2.12 | 28 |
| 1,1,2-Trichlorotrifluoroethane | 0.00500 | ND | 0.00747 | 0.00756 | 149 | 151 | 1 | 23.0-160 | | | 1.20 | 30 |
| Tetrachloroethene | 0.00500 | 0.0137 | 0.0192 | 0.0194 | 110 | 114 | 1 | 10.0-160 | | | 1.04 | 27 |

## L1738436-01 Original Sample (OS) • Matrix Spike (MS) • Matrix Spike Duplicate (MSD)

(OS) L1738436-01 05/27/24 02:39 • (MS) R4075462-4 05/27/24 07:51 • (MSD) R4075462-5 05/27/24 08:12

| Analyte | Spike Amount mg/l | Original Result mg/l | MS Result mg/l | MSD Result mg/l | MS Rec. % | MSD Rec. % | Dilution | Rec. Limits % | MS Qualifier | MSD Qualifier | RPD % | RPD Limits % |
|---|---|---|---|---|---|---|---|---|---|---|---|---|
| Toluene | 0.00500 | ND | 0.00604 | 0.00616 | 121 | 123 | 1 | 26.0-154 | | | 1.97 | 28 |
| 1,2,4-Trichlorobenzene | 0.00500 | ND | 0.00550 | 0.00580 | 110 | 116 | 1 | 24.0-150 | | | 5.31 | 33 |
| 1,1,1-Trichloroethane | 0.00500 | ND | 0.00696 | 0.00700 | 139 | 140 | 1 | 23.0-160 | | | 0.573 | 28 |
| 1,1,2-Trichloroethane | 0.00500 | ND | 0.00592 | 0.00628 | 118 | 126 | 1 | 35.0-147 | | | 5.90 | 27 |
| Trichloroethene | 0.00500 | 0.00174 | 0.00778 | 0.00805 | 121 | 126 | 1 | 10.0-160 | | | 3.41 | 25 |
| Trichlorofluoromethane | 0.00500 | ND | 0.00775 | 0.00759 | 155 | 152 | 1 | 17.0-160 | | | 2.09 | 31 |
| 1,2,3-Trichloropropane | 0.00500 | ND | 0.00619 | 0.00598 | 124 | 120 | 1 | 34.0-151 | | | 3.45 | 29 |
| 1,2,4-Trimethylbenzene | 0.00500 | ND | 0.00616 | 0.00607 | 123 | 121 | 1 | 26.0-154 | | | 1.47 | 27 |
| 1,3,5-Trimethylbenzene | 0.00500 | ND | 0.00635 | 0.00634 | 127 | 127 | 1 | 28.0-153 | | | 0.158 | 27 |
| Vinyl acetate | 0.0250 | ND | 0.0311 | 0.0311 | 124 | 124 | 1 | 12.0-160 | | | 0.000 | 31 |
| Vinyl chloride | 0.00500 | ND | 0.00682 | 0.00680 | 136 | 136 | 1 | 10.0-160 | | | 0.294 | 27 |
| Xylenes, Total | 0.0150 | ND | 0.0184 | 0.0188 | 123 | 125 | 1 | 29.0-154 | | | 2.15 | 28 |
| Di-isopropyl ether | 0.00500 | ND | 0.00634 | 0.00637 | 127 | 127 | 1 | 21.0-160 | | | 0.472 | 28 |
| Ethanol | 0.250 | ND | 0.246 | 0.305 | 98.4 | 122 | 1 | 50.0-150 | | R5 | 21.4 | 20 |
| Ethyl tert-butyl ether | 0.00500 | ND | 0.00652 | 0.00649 | 130 | 130 | 1 | 10.0-160 | | | 0.461 | 37 |
| Methyl tert-butyl ether | 0.00500 | ND | 0.00667 | 0.00670 | 133 | 134 | 1 | 28.0-150 | | | 0.449 | 29 |
| tert-Butyl alcohol | 0.0250 | ND | 0.0293 | 0.0301 | 117 | 120 | 1 | 50.0-150 | | | 2.69 | 20 |
| tert-Amyl Methyl Ether | 0.00500 | ND | 0.00662 | 0.00660 | 132 | 132 | 1 | 10.0-160 | | | 0.303 | 37 |
| *(S) Toluene-d8* | | | | | *104* | *105* | | *80.0-120* | | | | |
| *(S) 4-Bromofluorobenzene* | | | | | *108* | *108* | | *77.0-126* | | | | |
| *(S) 1,2-Dichloroethane-d4* | | | | | *104* | *103* | | *70.0-130* | | | | |

# INTERNAL STANDARD SUMMARY

## Instrument: VOCMS23 • File ID: 0526A_02

05/26/24 23:32

| Sample ID | File ID | 8260-FLUOROBENZENE Response | 8260-CHLOROBENZENE-D5 Response | 8260-1,4-DICHLOROBENZENE-D4 Response |
|---|---|---|---|---|
| Standard | 0526A_02 | 267296 | 137985 | 131518 |
| Upper Limit | | 534592 | 275970 | 263036 |
| Lower Limit | | 133648 | 68993 | 65759 |
| LCS R4075462-1 WG2293728 1x | 0526A_02LCS | 267296 | 137985 | 131518 |
| LCSD R4075462-2 WG2293728 1x | 0526A_03 | 268943 | 136822 | 131036 |
| BLANK R4075462-3 WG2293728 1x | 0526A_05 | 257209 | 130128 | 118158 |
| L1738436-08 WG2293728 1x | 0526A_06 | 264574 | 129751 | 117987 |
| L1738436-07 WG2293728 1x | 0526A_09 | 266997 | 132135 | 119565 |
| L1738436-01 WG2293728 1x | 0526A_11 | 338193 | 164868 | 148164 |
| L1738436-02 WG2293728 1x | 0526A_12 | 340860 | 163053 | 146836 |
| L1738436-03 WG2293728 1x | 0526A_13 | 340784 | 164522 | 144972 |
| L1738436-04 WG2293728 1x | 0526A_14 | 333959 | 159561 | 143804 |
| L1738436-05 WG2293728 1x | 0526A_15 | 329120 | 159657 | 139492 |
| L1738436-06 WG2293728 1x | 0526A_16 | 321246 | 154630 | 139373 |
| MS R4075462-4 WG2293728 1x | 0526A_26 | 410642 | 202554 | 181281 |
| MSD R4075462-5 WG2293728 1x | 0526A_27 | 407692 | 198482 | 181543 |

# GLOSSARY OF TERMS

## Guide to Reading and Understanding Your Laboratory Report

The information below is designed to better explain the various terms used in your report of analytical results from the Laboratory. This is not intended as a comprehensive explanation, and if you have additional questions please contact your project representative.

Results Disclaimer - Information that may be provided by the customer, and contained within this report, include Permit Limits, Project Name, Sample ID, Sample Matrix, Sample Preservation, Field Blanks, Field Spikes, Field Duplicates, On-Site Data, Sampling Collection Dates/Times, and Sampling Location. Results relate to the accuracy of this information provided, and as the samples are received.

## Abbreviations and Definitions

| | |
|---|---|
| MDL | Method Detection Limit. |
| ND | Not detected at the Reporting Limit (or MDL where applicable). |
| RDL | Reported Detection Limit. |
| Rec. | Recovery. |
| RPD | Relative Percent Difference. |
| SDG | Sample Delivery Group. |
| (S) | Surrogate (Surrogate Standard) - Analytes added to every blank, sample, Laboratory Control Sample/Duplicate and Matrix Spike/Duplicate; used to evaluate analytical efficiency by measuring recovery. Surrogates are not expected to be detected in all environmental media. |
| U | Not detected at the Reporting Limit (or MDL where applicable). |
| Analyte | The name of the particular compound or analysis performed. Some Analyses and Methods will have multiple analytes reported. |
| Dilution | If the sample matrix contains an interfering material, the sample preparation volume or weight values differ from the standard, or if concentrations of analytes in the sample are higher than the highest limit of concentration that the laboratory can accurately report, the sample may be diluted for analysis. If a value different than 1 is used in this field, the result reported has already been corrected for this factor. |
| Limits | These are the target % recovery ranges or % difference value that the laboratory has historically determined as normal for the method and analyte being reported. Successful QC Sample analysis will target all analytes recovered or duplicated within these ranges. |
| Original Sample | The non-spiked sample in the prep batch used to determine the Relative Percent Difference (RPD) from a quality control sample. The Original Sample may not be included within the reported SDG. |
| Qualifier | This column provides a letter and/or number designation that corresponds to additional information concerning the result reported. If a Qualifier is present, a definition per Qualifier is provided within the Glossary and Definitions page and potentially a discussion of possible implications of the Qualifier in the Case Narrative if applicable. |
| Result | The actual analytical final result (corrected for any sample specific characteristics) reported for your sample. If there was no measurable result returned for a specific analyte, the result in this column may state “ND” (Not Detected) or “BDL” (Below Detectable Levels). The information in the results column should always be accompanied by either an MDL (Method Detection Limit) or RDL (Reporting Detection Limit) that defines the lowest value that the laboratory could detect or report for this analyte. |
| Uncertainty (Radiochemistry) | Confidence level of 2 sigma. |
| Case Narrative (Cn) | A brief discussion about the included sample results, including a discussion of any non-conformances to protocol observed either at sample receipt by the laboratory from the field or during the analytical process. If present, there will be a section in the Case Narrative to discuss the meaning of any data qualifiers used in the report. |
| Quality Control Summary (Qc) | This section of the report includes the results of the laboratory quality control analyses required by procedure or analytical methods to assist in evaluating the validity of the results reported for your samples. These analyses are not being performed on your samples typically, but on laboratory generated material. |
| Sample Chain of Custody (Sc) | This is the document created in the field when your samples were initially collected. This is used to verify the time and date of collection, the person collecting the samples, and the analyses that the laboratory is requested to perform. This chain of custody also documents all persons (excluding commercial shippers) that have had control or possession of the samples from the time of collection until delivery to the laboratory for analysis. |
| Sample Results (Sr) | This section of your report will provide the results of all testing performed on your samples. These results are provided by sample ID and are separated by the analyses performed on each sample. The header line of each analysis section for each sample will provide the name and method number for the analysis reported. |
| Sample Summary (Ss) | This section of the Analytical Report defines the specific analyses performed for each sample ID, including the dates and times of preparation and/or analysis. |

| Qualifier | Description |
|---|---|
| H1 | Sample analysis performed past holding time. |
| L1 | The associated blank spike recovery was above laboratory acceptance limits. |
| M1 | Matrix spike recovery was high, the method control sample recovery was acceptable. |
| M3 | The spike recovery value is unusable since the analyte concentration in the sample is disproportionate to the spike level. The associated blank spike recovery was acceptable. |
| R5 | MS/MSD RPD exceeded the laboratory acceptance limit. Recovery met acceptance criteria. |
| R7 | LFB/LFBD RPD exceeded the laboratory acceptance limit. Recovery met acceptance criteria. |
| R8 | Sample RPD exceeded the method acceptance limit. |

# ACCREDITATIONS & LOCATIONS

## Pace Analytical National 12065 Lebanon Rd Mount Juliet, TN 37122

| | | | |
|---|---|---|---|
| Alabama | 40660 | Nebraska | NE-OS-15-05 |
| Alaska | 17-026 | Nevada | TN000032021-1 |
| Arizona | AZ0612 | New Hampshire | 2975 |
| Arkansas | 88-0469 | New Jersey–NELAP | TN002 |
| California | 2932 | New Mexico [1] | TN00003 |
| Colorado | TN00003 | New York | 11742 |
| Connecticut | PH-0197 | North Carolina | Env375 |
| Florida | E87487 | North Carolina [1] | DW21704 |
| Georgia | NELAP | North Carolina [3] | 41 |
| Georgia [1] | 923 | North Dakota | R-140 |
| Idaho | TN00003 | Ohio–VAP | CL0069 |
| Illinois | 200008 | Oklahoma | 9915 |
| Indiana | C-TN-01 | Oregon | TN200002 |
| Iowa | 364 | Pennsylvania | 68-02979 |
| Kansas | E-10277 | Rhode Island | LAO000356 |
| Kentucky [1 6] | KY90010 | South Carolina | 84004002 |
| Kentucky [2] | 16 | South Dakota | n/a |
| Louisiana | AI30792 | Tennessee [1 4] | 2006 |
| Louisiana | LA018 | Texas | T104704245-20-18 |
| Maine | TN00003 | Texas [5] | LAB0152 |
| Maryland | 324 | Utah | TN000032021-11 |
| Massachusetts | M-TN003 | Vermont | VT2006 |
| Michigan | 9958 | Virginia | 110033 |
| Minnesota | 047-999-395 | Washington | C847 |
| Mississippi | TN00003 | West Virginia | 233 |
| Missouri | 340 | Wisconsin | 998093910 |
| Montana | CERT0086 | Wyoming | A2LA |
| A2LA – ISO 17025 | 1461.01 | AIHA-LAP,LLC EMLAP | 100789 |
| A2LA – ISO 17025 [5] | 1461.02 | DOD | 1461.01 |
| Canada | 1461.01 | USDA | P330-15-00234 |
| EPA–Crypto | TN00003 | | |

[1] Drinking Water [2] Underground Storage Tanks [3] Aquatic Toxicity [4] Chemical/Microbiological [5] Mold [6] Wastewater n/a Accreditation not applicable

* Not all certifications held by the laboratory are applicable to the results reported in the attached report.

* Accreditation is only applicable to the test methods specified on each scope of accreditation held by Pace Analytical.

Company Name/Address:
**Kinder Morgan - Rocklin, CA-AZ Work**

410 N.44th Street
Suite 1000
Phoenix, AZ 85008

Billing Information:
Accounts Payable- Alan Van Antwerp
9950 SAN DIEGO MISSION RD.
SAN DIEGO, CA 92108

Pres Chk

Report to: Bob Forsberg

Email To: bob.forsberg@arcadis-us.com;sascha.arnold@arcadis.com

Project Description: KMEP Silvercroft Wash

City/State Collected: TUCSON/AZ

Please Circle: PT (MT) CT ET

Phone: 602-438-0883

Client Project # 30207116

Lab Project # KINARCPAZ-SILVERCROF

Collected by (print): MS/SXA

Site/Facility ID # SILVERCROFT WASH

P.O. # WD1046679

Collected by (signature):

Immediately Packed on Ice N___ Y X

Rush? (Lab MUST Be Notified)
___ Same Day ___ Five Day
___ Next Day ___ 5 Day (Rad Only)
___ Two Day ___ 10 Day (Rad Only)
___ Three Day

Quote #

Date Results Needed: STD TAT

Analysis / Container / Preservative

| Sample ID | Comp/Grab | Matrix * | Depth | Date | Time | No. of Cntrs | *NO2,NO3,SO4 125mlHDPE-NoPres | EEM RSK175 40mlAmb HCl | HOLD - NO2+NO3 250mlHDPE-H2SO4 | TDS 1L-HDPE NoPres | Total Fe 6010 250mlHDPE-HNO3 | VOCs+OXYs 8260 40mlAmb-HCl | Remarks | Sample # (lab only) |
|---|---|---|---|---|---|---|---|---|---|---|---|---|---|---|
| MW-28 | GRAB | GW | 163' | 5-20-24 | 1035 | 15 | X | X | X | X | X | X | RUN MS/MSD | -01 |
| MW-18 | | GW | 152' | | 1130 | 9 | X | X | X | X | X | X | | -02 |
| MW-18 DUP | | GW | 152' | | 1135 | 9 | X | X | X | X | X | X | | -03 |
| MW-24 | | GW | 151' | | 1222 | 9 | X | X | X | X | X | X | | -04 |
| MW-30 | | GW | 152' | | 1320 | 9 | X | X | X | X | X | X | | -05 |
| MW-26 | | GW | 155' | | 1403 | 9 | X | X | X | X | X | X | | -06 |
| | | GW | | | | | | | | | | | | |
| | | GW | | | | | | | | | | | | |
| | | GW | | | | | | | | | | | | |
| EB-3 | GRAB | ~~GW~~ | — | 5-20-24 | 1230 | 3 | | | | | | X | | -07 |
| TRIP BLANK | — | ~~GW~~ | — | 5-20-24 | — | 1 | | | | | | X | | -08 |

Chain of Custody Page 1 of 1

Pace
PEOPLE ADVANCING SCIENCE

MT JULIET, TN
12065 Lebanon Rd Mount Juliet, TN 37122
Submitting a sample via this chain of custody constitutes acknowledgment and acceptance of the Pace Terms and Conditions found at: https://info.pacelabs.com/hubfs/pas-standard-terms.pdf

SDG # L1358436

B052

Acctnum: KINARCPAZ
Template: T190237
Prelogin: P1068524
PM: 110 - Brian Ford
PB:
Shipped Via:

* Matrix:
SS - Soil AIR - Air F - Filter
GW - Groundwater B - Bioassay
WW - WasteWater
DW - Drinking Water
OT - Other_____

Remarks: *NO2,NO3 have a 48 hour holding time.

(SHIP VIA FEDEX)

pH _____ Temp _____

Flow _____ Other _____

Samples returned via:
__ UPS __ FedEx __ Courier _____

Tracking # 715503139751

Sample Receipt Checklist

| | | |
|---|---|---|
| COC Seal Present/Intact: | NP | Y N |
| COC Signed/Accurate: | | Y N |
| Bottles arrive intact: | | Y N |
| Correct bottles used: | | Y N |
| Sufficient volume sent: | | Y N |
| If Applicable | | |
| VOA Zero Headspace: | | Y N |
| Preservation Correct/Checked: | | Y N |
| RAD Screen <0.5 mR/hr: | | Y N |

| Relinquished by : (Signature) | Date: | Time: | Received by: (Signature) | Trip Blank Received: Yes / No HCL / MeoH TBR |
|---|---|---|---|---|
| | 5-20-2024 | 1530 | SHIP-N-MAIL | |
| Relinquished by : (Signature) | Date: | Time: | Received by: (Signature) | Temp: °C Bottles Received: |
| | | | | 5.7+0.1=5.8 EDA6 6 |
| Relinquished by : (Signature) | Date: | Time: | Received for lab by: (Signature) | Date: Time: |
| | | | C Roper | 05.21.24 0900 |

PH-10BDH6021 TRC-2352362
CR6-20221V

If ... te/Time

Hold:

Condition: NCF / OK

# ANALYTICAL REPORT

June 07, 2024



## Kinder Morgan - Rocklin, CA-AZ Work

| | |
|---|---|
| Sample Delivery Group: | L1736398 |
| Samples Received: | 05/15/2024 |
| Project Number: | 30207116 |
| Description: | KMEP Silvercroft Wash |
| Site: | SILVERCROFT WASH |
| Report To: | Bob Forsberg<br>410 N.44th Street<br>Suite 1000<br>Phoenix, AZ 85008 |

Entire Report Reviewed By:

Brian Ford

Project Manager

Results relate only to the items tested or calibrated and are reported as rounded values. This test report shall not be reproduced, except in full, without written approval of the laboratory. Where applicable, sampling conducted by Pace Analytical National is performed per guidance provided in laboratory standard operating procedures ENV-SOP-MTJL-0067 and ENV-SOP-MTJL-0068. Where sampling conducted by the customer, results relate to the accuracy of the information provided, and as the samples are received.

**Pace Analytical National**

12065 Lebanon Rd Mount Juliet, TN 37122 615-758-5858 800-767-5859 mydata.pacelabs.com

# TABLE OF CONTENTS


Cp: Cover Page 1

Tc: Table of Contents 2

Ss: Sample Summary 3

Cn: Case Narrative 4

Sr: Sample Results 5

MW-13 L1736398-01 5

MW-14 L1736398-02 7

MW-25 L1736398-03 9

MW-4 L1736398-04 11

TRIP BLANK L1736398-05 13

Qc: Quality Control Summary 15

Gravimetric Analysis by Method 2540 C-2011 15

Wet Chemistry by Method 9056A 16

Metals (ICP) by Method 6010D 20

Volatile Organic Compounds (GC) by Method RSK175 21

Volatile Organic Compounds (GC/MS) by Method 8260B 23

Is: Internal Standard Summary 29

Volatile Organic Compounds (GC/MS) by Method 8260B 29

Gl: Glossary of Terms 30

Al: Accreditations & Locations 31

Sc: Sample Chain of Custody 32

## MW-13 L1736398-01 GW

Collected by: MS/SXA | Collected date/time: 05/14/24 09:01 | Received date/time: 05/15/24 09:00

| Method | Batch | Dilution | Preparation date/time | Analysis date/time | Analyst | Location |
|---|---|---|---|---|---|---|
| Gravimetric Analysis by Method 2540 C-2011 | WG2287920 | 1 | 05/17/24 08:21 | 05/17/24 16:46 | JAC | Mt. Juliet, TN |
| Wet Chemistry by Method 9056A | WG2287118 | 1 | 05/16/24 01:10 | 05/16/24 01:10 | GEB | Mt. Juliet, TN |
| Metals (ICP) by Method 6010D | WG2289910 | 1 | 05/22/24 12:56 | 05/23/24 09:04 | JTM | Mt. Juliet, TN |
| Volatile Organic Compounds (GC) by Method RSK175 | WG2287486 | 1 | 05/18/24 09:15 | 05/18/24 09:15 | OK | Mt. Juliet, TN |
| Volatile Organic Compounds (GC/MS) by Method 8260B | WG2288081 | 1 | 05/17/24 09:54 | 05/17/24 09:54 | DYW | Mt. Juliet, TN |

## MW-14 L1736398-02 GW

Collected by: MS/SXA | Collected date/time: 05/14/24 09:50 | Received date/time: 05/15/24 09:00

| Method | Batch | Dilution | Preparation date/time | Analysis date/time | Analyst | Location |
|---|---|---|---|---|---|---|
| Gravimetric Analysis by Method 2540 C-2011 | WG2287920 | 1 | 05/17/24 08:21 | 05/17/24 16:46 | JAC | Mt. Juliet, TN |
| Wet Chemistry by Method 9056A | WG2287118 | 1 | 05/16/24 02:04 | 05/16/24 02:04 | GEB | Mt. Juliet, TN |
| Metals (ICP) by Method 6010D | WG2289910 | 1 | 05/22/24 12:56 | 05/23/24 10:22 | JTM | Mt. Juliet, TN |
| Volatile Organic Compounds (GC) by Method RSK175 | WG2287486 | 1 | 05/18/24 09:25 | 05/18/24 09:25 | OK | Mt. Juliet, TN |
| Volatile Organic Compounds (GC/MS) by Method 8260B | WG2288081 | 1 | 05/17/24 10:14 | 05/17/24 10:14 | DYW | Mt. Juliet, TN |

## MW-25 L1736398-03 GW

Collected by: MS/SXA | Collected date/time: 05/14/24 10:35 | Received date/time: 05/15/24 09:00

| Method | Batch | Dilution | Preparation date/time | Analysis date/time | Analyst | Location |
|---|---|---|---|---|---|---|
| Gravimetric Analysis by Method 2540 C-2011 | WG2287920 | 1 | 05/17/24 08:21 | 05/17/24 16:46 | JAC | Mt. Juliet, TN |
| Wet Chemistry by Method 9056A | WG2287118 | 1 | 05/16/24 02:17 | 05/16/24 02:17 | GEB | Mt. Juliet, TN |
| Wet Chemistry by Method 9056A | WG2297548 | 5 | 06/05/24 05:11 | 06/05/24 05:11 | DLH | Mt. Juliet, TN |
| Metals (ICP) by Method 6010D | WG2289910 | 1 | 05/22/24 12:56 | 05/23/24 10:26 | JTM | Mt. Juliet, TN |
| Volatile Organic Compounds (GC) by Method RSK175 | WG2287486 | 1 | 05/18/24 09:49 | 05/18/24 09:49 | OK | Mt. Juliet, TN |
| Volatile Organic Compounds (GC/MS) by Method 8260B | WG2288081 | 1 | 05/17/24 10:35 | 05/17/24 10:35 | DYW | Mt. Juliet, TN |

## MW-4 L1736398-04 GW

Collected by: MS/SXA | Collected date/time: 05/14/24 11:30 | Received date/time: 05/15/24 09:00

| Method | Batch | Dilution | Preparation date/time | Analysis date/time | Analyst | Location |
|---|---|---|---|---|---|---|
| Gravimetric Analysis by Method 2540 C-2011 | WG2287920 | 1 | 05/17/24 08:21 | 05/17/24 16:46 | JAC | Mt. Juliet, TN |
| Wet Chemistry by Method 9056A | WG2287118 | 1 | 05/16/24 02:32 | 05/16/24 02:32 | GEB | Mt. Juliet, TN |
| Metals (ICP) by Method 6010D | WG2289910 | 1 | 05/22/24 12:56 | 05/23/24 10:29 | JTM | Mt. Juliet, TN |
| Volatile Organic Compounds (GC) by Method RSK175 | WG2287486 | 1 | 05/18/24 09:51 | 05/18/24 09:51 | OK | Mt. Juliet, TN |
| Volatile Organic Compounds (GC/MS) by Method 8260B | WG2288081 | 1 | 05/17/24 10:55 | 05/17/24 10:55 | DYW | Mt. Juliet, TN |

## TRIP BLANK L1736398-05 GW

Collected by: MS/SXA | Collected date/time: 05/14/24 00:00 | Received date/time: 05/15/24 09:00

| Method | Batch | Dilution | Preparation date/time | Analysis date/time | Analyst | Location |
|---|---|---|---|---|---|---|
| Volatile Organic Compounds (GC/MS) by Method 8260B | WG2288081 | 1 | 05/17/24 07:51 | 05/17/24 07:51 | DYW | Mt. Juliet, TN |

# CASE NARRATIVE

All sample aliquots were received at the correct temperature, in the proper containers, with the appropriate preservatives, and within method specified holding times, unless qualified or notated within the report. Where applicable, all MDL (LOD) and RDL (LOQ) values reported for environmental samples have been corrected for the dilution factor used in the analysis. All Method and Batch Quality Control are within established criteria except where addressed in this case narrative, a non-conformance form or properly qualified within the sample results. By my digital signature below, I affirm to the best of my knowledge, all problems/anomalies observed by the laboratory as having the potential to affect the quality of the data have been identified by the laboratory, and no information or data have been knowingly withheld that would affect the quality of the data.

Brian Ford
Project Manager

## Gravimetric Analysis by Method 2540 C-2011

| Analyte | Result mg/l | Qualifier | RDL mg/l | Dilution | Analysis date / time | Batch |
|---|---|---|---|---|---|---|
| Dissolved Solids | 340 | | 10.0 | 1 | 05/17/2024 16:46 | WG2287920 |

## Wet Chemistry by Method 9056A

| Analyte | Result mg/l | Qualifier | RDL mg/l | Dilution | Analysis date / time | Batch |
|---|---|---|---|---|---|---|
| Nitrate | 2.17 | | 0.100 | 1 | 05/16/2024 01:10 | WG2287118 |
| Nitrite | ND | | 0.100 | 1 | 05/16/2024 01:10 | WG2287118 |
| Sulfate | 59.3 | M2 | 5.00 | 1 | 05/16/2024 01:10 | WG2287118 |

## Metals (ICP) by Method 6010D

| Analyte | Result mg/l | Qualifier | RDL mg/l | Dilution | Analysis date / time | Batch |
|---|---|---|---|---|---|---|
| Iron | ND | | 0.100 | 1 | 05/23/2024 09:04 | WG2289910 |

## Volatile Organic Compounds (GC) by Method RSK175

| Analyte | Result mg/l | Qualifier | RDL mg/l | Dilution | Analysis date / time | Batch |
|---|---|---|---|---|---|---|
| Methane | ND | | 0.0100 | 1 | 05/18/2024 09:15 | WG2287486 |
| Ethane | ND | | 0.0130 | 1 | 05/18/2024 09:15 | WG2287486 |
| Ethene | ND | | 0.0130 | 1 | 05/18/2024 09:15 | WG2287486 |

## Volatile Organic Compounds (GC/MS) by Method 8260B

| Analyte | Result mg/l | Qualifier | RDL mg/l | Dilution | Analysis date / time | Batch |
|---|---|---|---|---|---|---|
| Acetone | ND | | 0.0500 | 1 | 05/17/2024 09:54 | WG2288081 |
| Acrylonitrile | ND | | 0.0100 | 1 | 05/17/2024 09:54 | WG2288081 |
| Benzene | ND | | 0.00100 | 1 | 05/17/2024 09:54 | WG2288081 |
| Bromobenzene | ND | | 0.00100 | 1 | 05/17/2024 09:54 | WG2288081 |
| Bromochloromethane | ND | | 0.00100 | 1 | 05/17/2024 09:54 | WG2288081 |
| Bromodichloromethane | ND | | 0.00100 | 1 | 05/17/2024 09:54 | WG2288081 |
| Bromoform | ND | | 0.00100 | 1 | 05/17/2024 09:54 | WG2288081 |
| Bromomethane | ND | | 0.00500 | 1 | 05/17/2024 09:54 | WG2288081 |
| n-Butylbenzene | ND | | 0.00100 | 1 | 05/17/2024 09:54 | WG2288081 |
| sec-Butylbenzene | ND | | 0.00100 | 1 | 05/17/2024 09:54 | WG2288081 |
| tert-Butylbenzene | ND | | 0.00100 | 1 | 05/17/2024 09:54 | WG2288081 |
| Carbon tetrachloride | ND | | 0.00100 | 1 | 05/17/2024 09:54 | WG2288081 |
| Carbon disulfide | ND | | 0.00100 | 1 | 05/17/2024 09:54 | WG2288081 |
| Chlorobenzene | ND | | 0.00100 | 1 | 05/17/2024 09:54 | WG2288081 |
| Chlorodibromomethane | ND | | 0.00100 | 1 | 05/17/2024 09:54 | WG2288081 |
| Chloroethane | ND | | 0.00500 | 1 | 05/17/2024 09:54 | WG2288081 |
| Chloroform | ND | | 0.00500 | 1 | 05/17/2024 09:54 | WG2288081 |
| Chloromethane | ND | | 0.00250 | 1 | 05/17/2024 09:54 | WG2288081 |
| 1,2-Dibromo-3-Chloropropane | ND | | 0.00500 | 1 | 05/17/2024 09:54 | WG2288081 |
| 1,2-Dibromoethane | ND | | 0.00100 | 1 | 05/17/2024 09:54 | WG2288081 |
| Dibromomethane | ND | | 0.00100 | 1 | 05/17/2024 09:54 | WG2288081 |
| 1,2-Dichlorobenzene | ND | | 0.00100 | 1 | 05/17/2024 09:54 | WG2288081 |
| 1,3-Dichlorobenzene | ND | | 0.00100 | 1 | 05/17/2024 09:54 | WG2288081 |
| 1,4-Dichlorobenzene | ND | | 0.00100 | 1 | 05/17/2024 09:54 | WG2288081 |
| trans-1,4-Dichloro-2-butene | ND | | 0.00250 | 1 | 05/17/2024 09:54 | WG2288081 |
| Dichlorodifluoromethane | ND | | 0.00500 | 1 | 05/17/2024 09:54 | WG2288081 |
| 1,1-Dichloroethane | ND | | 0.00100 | 1 | 05/17/2024 09:54 | WG2288081 |
| 1,2-Dichloroethane | ND | | 0.00100 | 1 | 05/17/2024 09:54 | WG2288081 |
| 1,1-Dichloroethene | ND | | 0.00100 | 1 | 05/17/2024 09:54 | WG2288081 |
| cis-1,2-Dichloroethene | ND | | 0.00100 | 1 | 05/17/2024 09:54 | WG2288081 |

## Volatile Organic Compounds (GC/MS) by Method 8260B

| Analyte | Result mg/l | Qualifier | RDL mg/l | Dilution | Analysis date / time | Batch |
|---|---|---|---|---|---|---|
| trans-1,2-Dichloroethene | ND | | 0.00100 | 1 | 05/17/2024 09:54 | WG2288081 |
| 1,2-Dichloropropane | ND | | 0.00100 | 1 | 05/17/2024 09:54 | WG2288081 |
| cis-1,3-Dichloropropene | ND | | 0.00100 | 1 | 05/17/2024 09:54 | WG2288081 |
| trans-1,3-Dichloropropene | ND | | 0.00100 | 1 | 05/17/2024 09:54 | WG2288081 |
| Ethylbenzene | ND | | 0.00100 | 1 | 05/17/2024 09:54 | WG2288081 |
| Hexachloro-1,3-butadiene | ND | | 0.00100 | 1 | 05/17/2024 09:54 | WG2288081 |
| 2-Hexanone | ND | | 0.0100 | 1 | 05/17/2024 09:54 | WG2288081 |
| 2-Butanone (MEK) | ND | | 0.0100 | 1 | 05/17/2024 09:54 | WG2288081 |
| Iodomethane | ND | | 0.0100 | 1 | 05/17/2024 09:54 | WG2288081 |
| Methylene Chloride | ND | | 0.00500 | 1 | 05/17/2024 09:54 | WG2288081 |
| 4-Methyl-2-pentanone (MIBK) | ND | | 0.0100 | 1 | 05/17/2024 09:54 | WG2288081 |
| Naphthalene | ND | | 0.00500 | 1 | 05/17/2024 09:54 | WG2288081 |
| n-Propylbenzene | ND | | 0.00100 | 1 | 05/17/2024 09:54 | WG2288081 |
| Styrene | ND | | 0.00100 | 1 | 05/17/2024 09:54 | WG2288081 |
| 1,1,1,2-Tetrachloroethane | ND | | 0.00100 | 1 | 05/17/2024 09:54 | WG2288081 |
| 1,1,2,2-Tetrachloroethane | ND | | 0.00100 | 1 | 05/17/2024 09:54 | WG2288081 |
| 1,1,2-Trichlorotrifluoroethane | ND | | 0.00100 | 1 | 05/17/2024 09:54 | WG2288081 |
| Tetrachloroethene | ND | | 0.00100 | 1 | 05/17/2024 09:54 | WG2288081 |
| Toluene | ND | | 0.00100 | 1 | 05/17/2024 09:54 | WG2288081 |
| 1,2,4-Trichlorobenzene | ND | | 0.00100 | 1 | 05/17/2024 09:54 | WG2288081 |
| 1,1,1-Trichloroethane | ND | | 0.00100 | 1 | 05/17/2024 09:54 | WG2288081 |
| 1,1,2-Trichloroethane | ND | | 0.00100 | 1 | 05/17/2024 09:54 | WG2288081 |
| Trichloroethene | ND | | 0.00100 | 1 | 05/17/2024 09:54 | WG2288081 |
| Trichlorofluoromethane | ND | | 0.00500 | 1 | 05/17/2024 09:54 | WG2288081 |
| 1,2,3-Trichloropropane | ND | | 0.00250 | 1 | 05/17/2024 09:54 | WG2288081 |
| 1,2,4-Trimethylbenzene | ND | | 0.00100 | 1 | 05/17/2024 09:54 | WG2288081 |
| 1,3,5-Trimethylbenzene | ND | | 0.00100 | 1 | 05/17/2024 09:54 | WG2288081 |
| Vinyl acetate | ND | | 0.0100 | 1 | 05/17/2024 09:54 | WG2288081 |
| Vinyl chloride | ND | | 0.00100 | 1 | 05/17/2024 09:54 | WG2288081 |
| Xylenes, Total | ND | | 0.00300 | 1 | 05/17/2024 09:54 | WG2288081 |
| Di-isopropyl ether | ND | | 0.00100 | 1 | 05/17/2024 09:54 | WG2288081 |
| Ethanol | ND | R5 | 0.100 | 1 | 05/17/2024 09:54 | WG2288081 |
| Ethyl tert-butyl ether | ND | | 0.00100 | 1 | 05/17/2024 09:54 | WG2288081 |
| Methyl tert-butyl ether | ND | | 0.00100 | 1 | 05/17/2024 09:54 | WG2288081 |
| tert-Butyl alcohol | ND | | 0.00500 | 1 | 05/17/2024 09:54 | WG2288081 |
| tert-Amyl Methyl Ether | ND | | 0.00100 | 1 | 05/17/2024 09:54 | WG2288081 |
| *(S) Toluene-d8* | *107* | | *80.0-120* | | *05/17/2024 09:54* | WG2288081 |
| *(S) 4-Bromofluorobenzene* | *101* | | *77.0-126* | | *05/17/2024 09:54* | WG2288081 |
| *(S) 1,2-Dichloroethane-d4* | *103* | | *70.0-130* | | *05/17/2024 09:54* | WG2288081 |

## Gravimetric Analysis by Method 2540 C-2011

| Analyte | Result mg/l | Qualifier | RDL mg/l | Dilution | Analysis date / time | Batch |
|---|---|---|---|---|---|---|
| Dissolved Solids | 376 | | 10.0 | 1 | 05/17/2024 16:46 | WG2287920 |

## Wet Chemistry by Method 9056A

| Analyte | Result mg/l | Qualifier | RDL mg/l | Dilution | Analysis date / time | Batch |
|---|---|---|---|---|---|---|
| Nitrate | 2.30 | | 0.100 | 1 | 05/16/2024 02:04 | WG2287118 |
| Nitrite | ND | | 0.100 | 1 | 05/16/2024 02:04 | WG2287118 |
| Sulfate | 77.2 | | 5.00 | 1 | 05/16/2024 02:04 | WG2287118 |

## Metals (ICP) by Method 6010D

| Analyte | Result mg/l | Qualifier | RDL mg/l | Dilution | Analysis date / time | Batch |
|---|---|---|---|---|---|---|
| Iron | ND | | 0.100 | 1 | 05/23/2024 10:22 | WG2289910 |

## Volatile Organic Compounds (GC) by Method RSK175

| Analyte | Result mg/l | Qualifier | RDL mg/l | Dilution | Analysis date / time | Batch |
|---|---|---|---|---|---|---|
| Methane | ND | | 0.0100 | 1 | 05/18/2024 09:25 | WG2287486 |
| Ethane | ND | | 0.0130 | 1 | 05/18/2024 09:25 | WG2287486 |
| Ethene | ND | | 0.0130 | 1 | 05/18/2024 09:25 | WG2287486 |

## Volatile Organic Compounds (GC/MS) by Method 8260B

| Analyte | Result mg/l | Qualifier | RDL mg/l | Dilution | Analysis date / time | Batch |
|---|---|---|---|---|---|---|
| Acetone | ND | | 0.0500 | 1 | 05/17/2024 10:14 | WG2288081 |
| Acrylonitrile | ND | | 0.0100 | 1 | 05/17/2024 10:14 | WG2288081 |
| Benzene | ND | | 0.00100 | 1 | 05/17/2024 10:14 | WG2288081 |
| Bromobenzene | ND | | 0.00100 | 1 | 05/17/2024 10:14 | WG2288081 |
| Bromochloromethane | ND | | 0.00100 | 1 | 05/17/2024 10:14 | WG2288081 |
| Bromodichloromethane | ND | | 0.00100 | 1 | 05/17/2024 10:14 | WG2288081 |
| Bromoform | ND | | 0.00100 | 1 | 05/17/2024 10:14 | WG2288081 |
| Bromomethane | ND | | 0.00500 | 1 | 05/17/2024 10:14 | WG2288081 |
| n-Butylbenzene | ND | | 0.00100 | 1 | 05/17/2024 10:14 | WG2288081 |
| sec-Butylbenzene | ND | | 0.00100 | 1 | 05/17/2024 10:14 | WG2288081 |
| tert-Butylbenzene | ND | | 0.00100 | 1 | 05/17/2024 10:14 | WG2288081 |
| Carbon tetrachloride | ND | | 0.00100 | 1 | 05/17/2024 10:14 | WG2288081 |
| Carbon disulfide | ND | | 0.00100 | 1 | 05/17/2024 10:14 | WG2288081 |
| Chlorobenzene | ND | | 0.00100 | 1 | 05/17/2024 10:14 | WG2288081 |
| Chlorodibromomethane | ND | | 0.00100 | 1 | 05/17/2024 10:14 | WG2288081 |
| Chloroethane | ND | | 0.00500 | 1 | 05/17/2024 10:14 | WG2288081 |
| Chloroform | ND | | 0.00500 | 1 | 05/17/2024 10:14 | WG2288081 |
| Chloromethane | ND | | 0.00250 | 1 | 05/17/2024 10:14 | WG2288081 |
| 1,2-Dibromo-3-Chloropropane | ND | | 0.00500 | 1 | 05/17/2024 10:14 | WG2288081 |
| 1,2-Dibromoethane | ND | | 0.00100 | 1 | 05/17/2024 10:14 | WG2288081 |
| Dibromomethane | ND | | 0.00100 | 1 | 05/17/2024 10:14 | WG2288081 |
| 1,2-Dichlorobenzene | ND | | 0.00100 | 1 | 05/17/2024 10:14 | WG2288081 |
| 1,3-Dichlorobenzene | ND | | 0.00100 | 1 | 05/17/2024 10:14 | WG2288081 |
| 1,4-Dichlorobenzene | ND | | 0.00100 | 1 | 05/17/2024 10:14 | WG2288081 |
| trans-1,4-Dichloro-2-butene | ND | | 0.00250 | 1 | 05/17/2024 10:14 | WG2288081 |
| Dichlorodifluoromethane | ND | | 0.00500 | 1 | 05/17/2024 10:14 | WG2288081 |
| 1,1-Dichloroethane | ND | | 0.00100 | 1 | 05/17/2024 10:14 | WG2288081 |
| 1,2-Dichloroethane | ND | | 0.00100 | 1 | 05/17/2024 10:14 | WG2288081 |
| 1,1-Dichloroethene | ND | | 0.00100 | 1 | 05/17/2024 10:14 | WG2288081 |
| cis-1,2-Dichloroethene | ND | | 0.00100 | 1 | 05/17/2024 10:14 | WG2288081 |

## Volatile Organic Compounds (GC/MS) by Method 8260B

| Analyte | Result mg/l | Qualifier | RDL mg/l | Dilution | Analysis date / time | Batch |
|---|---|---|---|---|---|---|
| trans-1,2-Dichloroethene | ND | | 0.00100 | 1 | 05/17/2024 10:14 | WG2288081 |
| 1,2-Dichloropropane | ND | | 0.00100 | 1 | 05/17/2024 10:14 | WG2288081 |
| cis-1,3-Dichloropropene | ND | | 0.00100 | 1 | 05/17/2024 10:14 | WG2288081 |
| trans-1,3-Dichloropropene | ND | | 0.00100 | 1 | 05/17/2024 10:14 | WG2288081 |
| Ethylbenzene | ND | | 0.00100 | 1 | 05/17/2024 10:14 | WG2288081 |
| Hexachloro-1,3-butadiene | ND | | 0.00100 | 1 | 05/17/2024 10:14 | WG2288081 |
| 2-Hexanone | ND | | 0.0100 | 1 | 05/17/2024 10:14 | WG2288081 |
| 2-Butanone (MEK) | ND | | 0.0100 | 1 | 05/17/2024 10:14 | WG2288081 |
| Iodomethane | ND | | 0.0100 | 1 | 05/17/2024 10:14 | WG2288081 |
| Methylene Chloride | ND | | 0.00500 | 1 | 05/17/2024 10:14 | WG2288081 |
| 4-Methyl-2-pentanone (MIBK) | ND | | 0.0100 | 1 | 05/17/2024 10:14 | WG2288081 |
| Naphthalene | ND | | 0.00500 | 1 | 05/17/2024 10:14 | WG2288081 |
| n-Propylbenzene | ND | | 0.00100 | 1 | 05/17/2024 10:14 | WG2288081 |
| Styrene | ND | | 0.00100 | 1 | 05/17/2024 10:14 | WG2288081 |
| 1,1,1,2-Tetrachloroethane | ND | | 0.00100 | 1 | 05/17/2024 10:14 | WG2288081 |
| 1,1,2,2-Tetrachloroethane | ND | | 0.00100 | 1 | 05/17/2024 10:14 | WG2288081 |
| 1,1,2-Trichlorotrifluoroethane | ND | | 0.00100 | 1 | 05/17/2024 10:14 | WG2288081 |
| Tetrachloroethene | ND | | 0.00100 | 1 | 05/17/2024 10:14 | WG2288081 |
| Toluene | ND | | 0.00100 | 1 | 05/17/2024 10:14 | WG2288081 |
| 1,2,4-Trichlorobenzene | ND | | 0.00100 | 1 | 05/17/2024 10:14 | WG2288081 |
| 1,1,1-Trichloroethane | ND | | 0.00100 | 1 | 05/17/2024 10:14 | WG2288081 |
| 1,1,2-Trichloroethane | ND | | 0.00100 | 1 | 05/17/2024 10:14 | WG2288081 |
| Trichloroethene | ND | | 0.00100 | 1 | 05/17/2024 10:14 | WG2288081 |
| Trichlorofluoromethane | ND | | 0.00500 | 1 | 05/17/2024 10:14 | WG2288081 |
| 1,2,3-Trichloropropane | ND | | 0.00250 | 1 | 05/17/2024 10:14 | WG2288081 |
| 1,2,4-Trimethylbenzene | ND | | 0.00100 | 1 | 05/17/2024 10:14 | WG2288081 |
| 1,3,5-Trimethylbenzene | ND | | 0.00100 | 1 | 05/17/2024 10:14 | WG2288081 |
| Vinyl acetate | ND | R7 | 0.0100 | 1 | 05/17/2024 10:14 | WG2288081 |
| Vinyl chloride | ND | | 0.00100 | 1 | 05/17/2024 10:14 | WG2288081 |
| Xylenes, Total | ND | | 0.00300 | 1 | 05/17/2024 10:14 | WG2288081 |
| Di-isopropyl ether | ND | | 0.00100 | 1 | 05/17/2024 10:14 | WG2288081 |
| Ethanol | ND | R5 | 0.100 | 1 | 05/17/2024 10:14 | WG2288081 |
| Ethyl tert-butyl ether | ND | | 0.00100 | 1 | 05/17/2024 10:14 | WG2288081 |
| Methyl tert-butyl ether | ND | | 0.00100 | 1 | 05/17/2024 10:14 | WG2288081 |
| tert-Butyl alcohol | ND | | 0.00500 | 1 | 05/17/2024 10:14 | WG2288081 |
| tert-Amyl Methyl Ether | ND | | 0.00100 | 1 | 05/17/2024 10:14 | WG2288081 |
| *(S) Toluene-d8* | *106* | | *80.0-120* | | *05/17/2024 10:14* | WG2288081 |
| *(S) 4-Bromofluorobenzene* | *103* | | *77.0-126* | | *05/17/2024 10:14* | WG2288081 |
| *(S) 1,2-Dichloroethane-d4* | *102* | | *70.0-130* | | *05/17/2024 10:14* | WG2288081 |

## Gravimetric Analysis by Method 2540 C-2011

| Analyte | Result | Qualifier | RDL | Dilution | Analysis | Batch |
|---|---|---|---|---|---|---|
| | mg/l | | mg/l | | date / time | |
| Dissolved Solids | 675 | | 13.3 | 1 | 05/17/2024 16:46 | WG2287920 |

## Wet Chemistry by Method 9056A

| Analyte | Result | Qualifier | RDL | Dilution | Analysis | Batch |
|---|---|---|---|---|---|---|
| | mg/l | | mg/l | | date / time | |
| Nitrate | 3.05 | | 0.100 | 1 | 05/16/2024 02:17 | WG2287118 |
| Nitrite | ND | | 0.100 | 1 | 05/16/2024 02:17 | WG2287118 |
| Sulfate | 214 | | 25.0 | 5 | 06/05/2024 05:11 | WG2297548 |

## Metals (ICP) by Method 6010D

| Analyte | Result | Qualifier | RDL | Dilution | Analysis | Batch |
|---|---|---|---|---|---|---|
| | mg/l | | mg/l | | date / time | |
| Iron | ND | | 0.100 | 1 | 05/23/2024 10:26 | WG2289910 |

## Volatile Organic Compounds (GC) by Method RSK175

| Analyte | Result | Qualifier | RDL | Dilution | Analysis | Batch |
|---|---|---|---|---|---|---|
| | mg/l | | mg/l | | date / time | |
| Methane | ND | | 0.0100 | 1 | 05/18/2024 09:49 | WG2287486 |
| Ethane | ND | | 0.0130 | 1 | 05/18/2024 09:49 | WG2287486 |
| Ethene | ND | | 0.0130 | 1 | 05/18/2024 09:49 | WG2287486 |

## Volatile Organic Compounds (GC/MS) by Method 8260B

| Analyte | Result | Qualifier | RDL | Dilution | Analysis | Batch |
|---|---|---|---|---|---|---|
| | mg/l | | mg/l | | date / time | |
| Acetone | ND | | 0.0500 | 1 | 05/17/2024 10:35 | WG2288081 |
| Acrylonitrile | ND | | 0.0100 | 1 | 05/17/2024 10:35 | WG2288081 |
| Benzene | ND | | 0.00100 | 1 | 05/17/2024 10:35 | WG2288081 |
| Bromobenzene | ND | | 0.00100 | 1 | 05/17/2024 10:35 | WG2288081 |
| Bromochloromethane | ND | | 0.00100 | 1 | 05/17/2024 10:35 | WG2288081 |
| Bromodichloromethane | ND | | 0.00100 | 1 | 05/17/2024 10:35 | WG2288081 |
| Bromoform | ND | | 0.00100 | 1 | 05/17/2024 10:35 | WG2288081 |
| Bromomethane | ND | | 0.00500 | 1 | 05/17/2024 10:35 | WG2288081 |
| n-Butylbenzene | ND | | 0.00100 | 1 | 05/17/2024 10:35 | WG2288081 |
| sec-Butylbenzene | ND | | 0.00100 | 1 | 05/17/2024 10:35 | WG2288081 |
| tert-Butylbenzene | ND | | 0.00100 | 1 | 05/17/2024 10:35 | WG2288081 |
| Carbon tetrachloride | ND | | 0.00100 | 1 | 05/17/2024 10:35 | WG2288081 |
| Carbon disulfide | ND | | 0.00100 | 1 | 05/17/2024 10:35 | WG2288081 |
| Chlorobenzene | ND | | 0.00100 | 1 | 05/17/2024 10:35 | WG2288081 |
| Chlorodibromomethane | ND | | 0.00100 | 1 | 05/17/2024 10:35 | WG2288081 |
| Chloroethane | ND | | 0.00500 | 1 | 05/17/2024 10:35 | WG2288081 |
| Chloroform | ND | | 0.00500 | 1 | 05/17/2024 10:35 | WG2288081 |
| Chloromethane | ND | | 0.00250 | 1 | 05/17/2024 10:35 | WG2288081 |
| 1,2-Dibromo-3-Chloropropane | ND | | 0.00500 | 1 | 05/17/2024 10:35 | WG2288081 |
| 1,2-Dibromoethane | ND | | 0.00100 | 1 | 05/17/2024 10:35 | WG2288081 |
| Dibromomethane | ND | | 0.00100 | 1 | 05/17/2024 10:35 | WG2288081 |
| 1,2-Dichlorobenzene | ND | | 0.00100 | 1 | 05/17/2024 10:35 | WG2288081 |
| 1,3-Dichlorobenzene | ND | | 0.00100 | 1 | 05/17/2024 10:35 | WG2288081 |
| 1,4-Dichlorobenzene | ND | | 0.00100 | 1 | 05/17/2024 10:35 | WG2288081 |
| trans-1,4-Dichloro-2-butene | ND | | 0.00250 | 1 | 05/17/2024 10:35 | WG2288081 |
| Dichlorodifluoromethane | ND | | 0.00500 | 1 | 05/17/2024 10:35 | WG2288081 |
| 1,1-Dichloroethane | ND | | 0.00100 | 1 | 05/17/2024 10:35 | WG2288081 |
| 1,2-Dichloroethane | ND | | 0.00100 | 1 | 05/17/2024 10:35 | WG2288081 |
| 1,1-Dichloroethene | ND | | 0.00100 | 1 | 05/17/2024 10:35 | WG2288081 |
| cis-1,2-Dichloroethene | ND | | 0.00100 | 1 | 05/17/2024 10:35 | WG2288081 |

## Volatile Organic Compounds (GC/MS) by Method 8260B

| Analyte | Result mg/l | Qualifier | RDL mg/l | Dilution | Analysis date / time | Batch |
|---|---|---|---|---|---|---|
| trans-1,2-Dichloroethene | ND | | 0.00100 | 1 | 05/17/2024 10:35 | WG2288081 |
| 1,2-Dichloropropane | ND | | 0.00100 | 1 | 05/17/2024 10:35 | WG2288081 |
| cis-1,3-Dichloropropene | ND | | 0.00100 | 1 | 05/17/2024 10:35 | WG2288081 |
| trans-1,3-Dichloropropene | ND | | 0.00100 | 1 | 05/17/2024 10:35 | WG2288081 |
| Ethylbenzene | ND | | 0.00100 | 1 | 05/17/2024 10:35 | WG2288081 |
| Hexachloro-1,3-butadiene | ND | | 0.00100 | 1 | 05/17/2024 10:35 | WG2288081 |
| 2-Hexanone | ND | | 0.0100 | 1 | 05/17/2024 10:35 | WG2288081 |
| 2-Butanone (MEK) | ND | | 0.0100 | 1 | 05/17/2024 10:35 | WG2288081 |
| Iodomethane | ND | | 0.0100 | 1 | 05/17/2024 10:35 | WG2288081 |
| Methylene Chloride | ND | | 0.00500 | 1 | 05/17/2024 10:35 | WG2288081 |
| 4-Methyl-2-pentanone (MIBK) | ND | | 0.0100 | 1 | 05/17/2024 10:35 | WG2288081 |
| Naphthalene | ND | | 0.00500 | 1 | 05/17/2024 10:35 | WG2288081 |
| n-Propylbenzene | ND | | 0.00100 | 1 | 05/17/2024 10:35 | WG2288081 |
| Styrene | ND | | 0.00100 | 1 | 05/17/2024 10:35 | WG2288081 |
| 1,1,1,2-Tetrachloroethane | ND | | 0.00100 | 1 | 05/17/2024 10:35 | WG2288081 |
| 1,1,2,2-Tetrachloroethane | ND | | 0.00100 | 1 | 05/17/2024 10:35 | WG2288081 |
| 1,1,2-Trichlorotrifluoroethane | ND | | 0.00100 | 1 | 05/17/2024 10:35 | WG2288081 |
| Tetrachloroethene | ND | | 0.00100 | 1 | 05/17/2024 10:35 | WG2288081 |
| Toluene | ND | | 0.00100 | 1 | 05/17/2024 10:35 | WG2288081 |
| 1,2,4-Trichlorobenzene | ND | | 0.00100 | 1 | 05/17/2024 10:35 | WG2288081 |
| 1,1,1-Trichloroethane | ND | | 0.00100 | 1 | 05/17/2024 10:35 | WG2288081 |
| 1,1,2-Trichloroethane | ND | | 0.00100 | 1 | 05/17/2024 10:35 | WG2288081 |
| Trichloroethene | ND | | 0.00100 | 1 | 05/17/2024 10:35 | WG2288081 |
| Trichlorofluoromethane | ND | | 0.00500 | 1 | 05/17/2024 10:35 | WG2288081 |
| 1,2,3-Trichloropropane | ND | | 0.00250 | 1 | 05/17/2024 10:35 | WG2288081 |
| 1,2,4-Trimethylbenzene | ND | | 0.00100 | 1 | 05/17/2024 10:35 | WG2288081 |
| 1,3,5-Trimethylbenzene | ND | | 0.00100 | 1 | 05/17/2024 10:35 | WG2288081 |
| Vinyl acetate | ND | R7 | 0.0100 | 1 | 05/17/2024 10:35 | WG2288081 |
| Vinyl chloride | ND | | 0.00100 | 1 | 05/17/2024 10:35 | WG2288081 |
| Xylenes, Total | ND | | 0.00300 | 1 | 05/17/2024 10:35 | WG2288081 |
| Di-isopropyl ether | ND | | 0.00100 | 1 | 05/17/2024 10:35 | WG2288081 |
| Ethanol | ND | R5 | 0.100 | 1 | 05/17/2024 10:35 | WG2288081 |
| Ethyl tert-butyl ether | ND | | 0.00100 | 1 | 05/17/2024 10:35 | WG2288081 |
| Methyl tert-butyl ether | ND | | 0.00100 | 1 | 05/17/2024 10:35 | WG2288081 |
| tert-Butyl alcohol | ND | | 0.00500 | 1 | 05/17/2024 10:35 | WG2288081 |
| tert-Amyl Methyl Ether | ND | | 0.00100 | 1 | 05/17/2024 10:35 | WG2288081 |
| *(S) Toluene-d8* | *107* | | *80.0-120* | | *05/17/2024 10:35* | WG2288081 |
| *(S) 4-Bromofluorobenzene* | *103* | | *77.0-126* | | *05/17/2024 10:35* | WG2288081 |
| *(S) 1,2-Dichloroethane-d4* | *103* | | *70.0-130* | | *05/17/2024 10:35* | WG2288081 |

## Gravimetric Analysis by Method 2540 C-2011

| Analyte | Result mg/l | Qualifier | RDL mg/l | Dilution | Analysis date / time | Batch |
|---|---|---|---|---|---|---|
| Dissolved Solids | 748 | | 13.3 | 1 | 05/17/2024 16:46 | WG2287920 |

## Wet Chemistry by Method 9056A

| Analyte | Result mg/l | Qualifier | RDL mg/l | Dilution | Analysis date / time | Batch |
|---|---|---|---|---|---|---|
| Nitrate | 0.201 | B1 | 0.100 | 1 | 05/16/2024 02:32 | WG2287118 |
| Nitrite | ND | | 0.100 | 1 | 05/16/2024 02:32 | WG2287118 |
| Sulfate | 193 | | 5.00 | 1 | 05/16/2024 02:32 | WG2287118 |

## Metals (ICP) by Method 6010D

| Analyte | Result mg/l | Qualifier | RDL mg/l | Dilution | Analysis date / time | Batch |
|---|---|---|---|---|---|---|
| Iron | 0.732 | | 0.100 | 1 | 05/23/2024 10:29 | WG2289910 |

## Volatile Organic Compounds (GC) by Method RSK175

| Analyte | Result mg/l | Qualifier | RDL mg/l | Dilution | Analysis date / time | Batch |
|---|---|---|---|---|---|---|
| Methane | 0.0159 | | 0.0100 | 1 | 05/18/2024 09:51 | WG2287486 |
| Ethane | ND | | 0.0130 | 1 | 05/18/2024 09:51 | WG2287486 |
| Ethene | ND | | 0.0130 | 1 | 05/18/2024 09:51 | WG2287486 |

## Volatile Organic Compounds (GC/MS) by Method 8260B

| Analyte | Result mg/l | Qualifier | RDL mg/l | Dilution | Analysis date / time | Batch |
|---|---|---|---|---|---|---|
| Acetone | ND | | 0.0500 | 1 | 05/17/2024 10:55 | WG2288081 |
| Acrylonitrile | ND | | 0.0100 | 1 | 05/17/2024 10:55 | WG2288081 |
| Benzene | ND | | 0.00100 | 1 | 05/17/2024 10:55 | WG2288081 |
| Bromobenzene | ND | | 0.00100 | 1 | 05/17/2024 10:55 | WG2288081 |
| Bromochloromethane | ND | | 0.00100 | 1 | 05/17/2024 10:55 | WG2288081 |
| Bromodichloromethane | ND | | 0.00100 | 1 | 05/17/2024 10:55 | WG2288081 |
| Bromoform | ND | | 0.00100 | 1 | 05/17/2024 10:55 | WG2288081 |
| Bromomethane | ND | | 0.00500 | 1 | 05/17/2024 10:55 | WG2288081 |
| n-Butylbenzene | ND | | 0.00100 | 1 | 05/17/2024 10:55 | WG2288081 |
| sec-Butylbenzene | ND | | 0.00100 | 1 | 05/17/2024 10:55 | WG2288081 |
| tert-Butylbenzene | ND | | 0.00100 | 1 | 05/17/2024 10:55 | WG2288081 |
| Carbon tetrachloride | ND | | 0.00100 | 1 | 05/17/2024 10:55 | WG2288081 |
| Carbon disulfide | ND | | 0.00100 | 1 | 05/17/2024 10:55 | WG2288081 |
| Chlorobenzene | ND | | 0.00100 | 1 | 05/17/2024 10:55 | WG2288081 |
| Chlorodibromomethane | ND | | 0.00100 | 1 | 05/17/2024 10:55 | WG2288081 |
| Chloroethane | ND | | 0.00500 | 1 | 05/17/2024 10:55 | WG2288081 |
| Chloroform | ND | | 0.00500 | 1 | 05/17/2024 10:55 | WG2288081 |
| Chloromethane | ND | | 0.00250 | 1 | 05/17/2024 10:55 | WG2288081 |
| 1,2-Dibromo-3-Chloropropane | ND | | 0.00500 | 1 | 05/17/2024 10:55 | WG2288081 |
| 1,2-Dibromoethane | ND | | 0.00100 | 1 | 05/17/2024 10:55 | WG2288081 |
| Dibromomethane | ND | | 0.00100 | 1 | 05/17/2024 10:55 | WG2288081 |
| 1,2-Dichlorobenzene | ND | | 0.00100 | 1 | 05/17/2024 10:55 | WG2288081 |
| 1,3-Dichlorobenzene | ND | | 0.00100 | 1 | 05/17/2024 10:55 | WG2288081 |
| 1,4-Dichlorobenzene | ND | | 0.00100 | 1 | 05/17/2024 10:55 | WG2288081 |
| trans-1,4-Dichloro-2-butene | ND | | 0.00250 | 1 | 05/17/2024 10:55 | WG2288081 |
| Dichlorodifluoromethane | ND | | 0.00500 | 1 | 05/17/2024 10:55 | WG2288081 |
| 1,1-Dichloroethane | ND | | 0.00100 | 1 | 05/17/2024 10:55 | WG2288081 |
| 1,2-Dichloroethane | ND | | 0.00100 | 1 | 05/17/2024 10:55 | WG2288081 |
| 1,1-Dichloroethene | ND | | 0.00100 | 1 | 05/17/2024 10:55 | WG2288081 |
| cis-1,2-Dichloroethene | ND | | 0.00100 | 1 | 05/17/2024 10:55 | WG2288081 |

## Volatile Organic Compounds (GC/MS) by Method 8260B

| Analyte | Result mg/l | Qualifier | RDL mg/l | Dilution | Analysis date / time | Batch |
|---|---|---|---|---|---|---|
| trans-1,2-Dichloroethene | ND | | 0.00100 | 1 | 05/17/2024 10:55 | WG2288081 |
| 1,2-Dichloropropane | ND | | 0.00100 | 1 | 05/17/2024 10:55 | WG2288081 |
| cis-1,3-Dichloropropene | ND | | 0.00100 | 1 | 05/17/2024 10:55 | WG2288081 |
| trans-1,3-Dichloropropene | ND | | 0.00100 | 1 | 05/17/2024 10:55 | WG2288081 |
| Ethylbenzene | ND | | 0.00100 | 1 | 05/17/2024 10:55 | WG2288081 |
| Hexachloro-1,3-butadiene | ND | | 0.00100 | 1 | 05/17/2024 10:55 | WG2288081 |
| 2-Hexanone | ND | | 0.0100 | 1 | 05/17/2024 10:55 | WG2288081 |
| 2-Butanone (MEK) | ND | | 0.0100 | 1 | 05/17/2024 10:55 | WG2288081 |
| Iodomethane | ND | | 0.0100 | 1 | 05/17/2024 10:55 | WG2288081 |
| Methylene Chloride | ND | | 0.00500 | 1 | 05/17/2024 10:55 | WG2288081 |
| 4-Methyl-2-pentanone (MIBK) | ND | | 0.0100 | 1 | 05/17/2024 10:55 | WG2288081 |
| Naphthalene | ND | | 0.00500 | 1 | 05/17/2024 10:55 | WG2288081 |
| n-Propylbenzene | ND | | 0.00100 | 1 | 05/17/2024 10:55 | WG2288081 |
| Styrene | ND | | 0.00100 | 1 | 05/17/2024 10:55 | WG2288081 |
| 1,1,1,2-Tetrachloroethane | ND | | 0.00100 | 1 | 05/17/2024 10:55 | WG2288081 |
| 1,1,2,2-Tetrachloroethane | ND | | 0.00100 | 1 | 05/17/2024 10:55 | WG2288081 |
| 1,1,2-Trichlorotrifluoroethane | ND | | 0.00100 | 1 | 05/17/2024 10:55 | WG2288081 |
| Tetrachloroethene | ND | | 0.00100 | 1 | 05/17/2024 10:55 | WG2288081 |
| Toluene | ND | | 0.00100 | 1 | 05/17/2024 10:55 | WG2288081 |
| 1,2,4-Trichlorobenzene | ND | | 0.00100 | 1 | 05/17/2024 10:55 | WG2288081 |
| 1,1,1-Trichloroethane | ND | | 0.00100 | 1 | 05/17/2024 10:55 | WG2288081 |
| 1,1,2-Trichloroethane | ND | | 0.00100 | 1 | 05/17/2024 10:55 | WG2288081 |
| Trichloroethene | ND | | 0.00100 | 1 | 05/17/2024 10:55 | WG2288081 |
| Trichlorofluoromethane | ND | | 0.00500 | 1 | 05/17/2024 10:55 | WG2288081 |
| 1,2,3-Trichloropropane | ND | | 0.00250 | 1 | 05/17/2024 10:55 | WG2288081 |
| 1,2,4-Trimethylbenzene | ND | | 0.00100 | 1 | 05/17/2024 10:55 | WG2288081 |
| 1,3,5-Trimethylbenzene | ND | | 0.00100 | 1 | 05/17/2024 10:55 | WG2288081 |
| Vinyl acetate | ND | R7 | 0.0100 | 1 | 05/17/2024 10:55 | WG2288081 |
| Vinyl chloride | ND | | 0.00100 | 1 | 05/17/2024 10:55 | WG2288081 |
| Xylenes, Total | ND | | 0.00300 | 1 | 05/17/2024 10:55 | WG2288081 |
| Di-isopropyl ether | ND | | 0.00100 | 1 | 05/17/2024 10:55 | WG2288081 |
| Ethanol | ND | R5 | 0.100 | 1 | 05/17/2024 10:55 | WG2288081 |
| Ethyl tert-butyl ether | ND | | 0.00100 | 1 | 05/17/2024 10:55 | WG2288081 |
| Methyl tert-butyl ether | 0.00979 | | 0.00100 | 1 | 05/17/2024 10:55 | WG2288081 |
| tert-Butyl alcohol | 0.0320 | | 0.00500 | 1 | 05/17/2024 10:55 | WG2288081 |
| tert-Amyl Methyl Ether | 0.00291 | | 0.00100 | 1 | 05/17/2024 10:55 | WG2288081 |
| *(S) Toluene-d8* | *105* | | *80.0-120* | | *05/17/2024 10:55* | WG2288081 |
| *(S) 4-Bromofluorobenzene* | *99.7* | | *77.0-126* | | *05/17/2024 10:55* | WG2288081 |
| *(S) 1,2-Dichloroethane-d4* | *103* | | *70.0-130* | | *05/17/2024 10:55* | WG2288081 |

## Volatile Organic Compounds (GC/MS) by Method 8260B

| Analyte | Result mg/l | Qualifier | RDL mg/l | Dilution | Analysis date / time | Batch |
|---|---|---|---|---|---|---|
| Acetone | ND | | 0.0500 | 1 | 05/17/2024 07:51 | WG2288081 |
| Acrylonitrile | ND | | 0.0100 | 1 | 05/17/2024 07:51 | WG2288081 |
| Benzene | ND | | 0.00100 | 1 | 05/17/2024 07:51 | WG2288081 |
| Bromobenzene | ND | | 0.00100 | 1 | 05/17/2024 07:51 | WG2288081 |
| Bromochloromethane | ND | | 0.00100 | 1 | 05/17/2024 07:51 | WG2288081 |
| Bromodichloromethane | ND | | 0.00100 | 1 | 05/17/2024 07:51 | WG2288081 |
| Bromoform | ND | | 0.00100 | 1 | 05/17/2024 07:51 | WG2288081 |
| Bromomethane | ND | | 0.00500 | 1 | 05/17/2024 07:51 | WG2288081 |
| n-Butylbenzene | ND | | 0.00100 | 1 | 05/17/2024 07:51 | WG2288081 |
| sec-Butylbenzene | ND | | 0.00100 | 1 | 05/17/2024 07:51 | WG2288081 |
| tert-Butylbenzene | ND | | 0.00100 | 1 | 05/17/2024 07:51 | WG2288081 |
| Carbon tetrachloride | ND | | 0.00100 | 1 | 05/17/2024 07:51 | WG2288081 |
| Carbon disulfide | ND | | 0.00100 | 1 | 05/17/2024 07:51 | WG2288081 |
| Chlorobenzene | ND | | 0.00100 | 1 | 05/17/2024 07:51 | WG2288081 |
| Chlorodibromomethane | ND | | 0.00100 | 1 | 05/17/2024 07:51 | WG2288081 |
| Chloroethane | ND | | 0.00500 | 1 | 05/17/2024 07:51 | WG2288081 |
| Chloroform | ND | | 0.00500 | 1 | 05/17/2024 07:51 | WG2288081 |
| Chloromethane | ND | | 0.00250 | 1 | 05/17/2024 07:51 | WG2288081 |
| 1,2-Dibromo-3-Chloropropane | ND | | 0.00500 | 1 | 05/17/2024 07:51 | WG2288081 |
| 1,2-Dibromoethane | ND | | 0.00100 | 1 | 05/17/2024 07:51 | WG2288081 |
| Dibromomethane | ND | | 0.00100 | 1 | 05/17/2024 07:51 | WG2288081 |
| 1,2-Dichlorobenzene | ND | | 0.00100 | 1 | 05/17/2024 07:51 | WG2288081 |
| 1,3-Dichlorobenzene | ND | | 0.00100 | 1 | 05/17/2024 07:51 | WG2288081 |
| 1,4-Dichlorobenzene | ND | | 0.00100 | 1 | 05/17/2024 07:51 | WG2288081 |
| trans-1,4-Dichloro-2-butene | ND | | 0.00250 | 1 | 05/17/2024 07:51 | WG2288081 |
| Dichlorodifluoromethane | ND | | 0.00500 | 1 | 05/17/2024 07:51 | WG2288081 |
| 1,1-Dichloroethane | ND | | 0.00100 | 1 | 05/17/2024 07:51 | WG2288081 |
| 1,2-Dichloroethane | ND | | 0.00100 | 1 | 05/17/2024 07:51 | WG2288081 |
| 1,1-Dichloroethene | ND | | 0.00100 | 1 | 05/17/2024 07:51 | WG2288081 |
| cis-1,2-Dichloroethene | ND | | 0.00100 | 1 | 05/17/2024 07:51 | WG2288081 |
| trans-1,2-Dichloroethene | ND | | 0.00100 | 1 | 05/17/2024 07:51 | WG2288081 |
| 1,2-Dichloropropane | ND | | 0.00100 | 1 | 05/17/2024 07:51 | WG2288081 |
| cis-1,3-Dichloropropene | ND | | 0.00100 | 1 | 05/17/2024 07:51 | WG2288081 |
| trans-1,3-Dichloropropene | ND | | 0.00100 | 1 | 05/17/2024 07:51 | WG2288081 |
| Ethylbenzene | ND | | 0.00100 | 1 | 05/17/2024 07:51 | WG2288081 |
| Hexachloro-1,3-butadiene | ND | | 0.00100 | 1 | 05/17/2024 07:51 | WG2288081 |
| 2-Hexanone | ND | | 0.0100 | 1 | 05/17/2024 07:51 | WG2288081 |
| 2-Butanone (MEK) | ND | | 0.0100 | 1 | 05/17/2024 07:51 | WG2288081 |
| Iodomethane | ND | | 0.0100 | 1 | 05/17/2024 07:51 | WG2288081 |
| Methylene Chloride | ND | | 0.00500 | 1 | 05/17/2024 07:51 | WG2288081 |
| 4-Methyl-2-pentanone (MIBK) | ND | | 0.0100 | 1 | 05/17/2024 07:51 | WG2288081 |
| Naphthalene | ND | | 0.00500 | 1 | 05/17/2024 07:51 | WG2288081 |
| n-Propylbenzene | ND | | 0.00100 | 1 | 05/17/2024 07:51 | WG2288081 |
| Styrene | ND | | 0.00100 | 1 | 05/17/2024 07:51 | WG2288081 |
| 1,1,1,2-Tetrachloroethane | ND | | 0.00100 | 1 | 05/17/2024 07:51 | WG2288081 |
| 1,1,2,2-Tetrachloroethane | ND | | 0.00100 | 1 | 05/17/2024 07:51 | WG2288081 |
| 1,1,2-Trichlorotrifluoroethane | ND | | 0.00100 | 1 | 05/17/2024 07:51 | WG2288081 |
| Tetrachloroethene | ND | | 0.00100 | 1 | 05/17/2024 07:51 | WG2288081 |
| Toluene | ND | | 0.00100 | 1 | 05/17/2024 07:51 | WG2288081 |
| 1,2,4-Trichlorobenzene | ND | | 0.00100 | 1 | 05/17/2024 07:51 | WG2288081 |
| 1,1,1-Trichloroethane | ND | | 0.00100 | 1 | 05/17/2024 07:51 | WG2288081 |
| 1,1,2-Trichloroethane | ND | | 0.00100 | 1 | 05/17/2024 07:51 | WG2288081 |
| Trichloroethene | ND | | 0.00100 | 1 | 05/17/2024 07:51 | WG2288081 |
| Trichlorofluoromethane | ND | | 0.00500 | 1 | 05/17/2024 07:51 | WG2288081 |
| 1,2,3-Trichloropropane | ND | | 0.00250 | 1 | 05/17/2024 07:51 | WG2288081 |
| 1,2,4-Trimethylbenzene | ND | | 0.00100 | 1 | 05/17/2024 07:51 | WG2288081 |

## Volatile Organic Compounds (GC/MS) by Method 8260B

| Analyte | Result mg/l | Qualifier | RDL mg/l | Dilution | Analysis date / time | Batch |
|---|---|---|---|---|---|---|
| 1,3,5-Trimethylbenzene | ND | | 0.00100 | 1 | 05/17/2024 07:51 | WG2288081 |
| Vinyl acetate | ND | R7 | 0.0100 | 1 | 05/17/2024 07:51 | WG2288081 |
| Vinyl chloride | ND | | 0.00100 | 1 | 05/17/2024 07:51 | WG2288081 |
| Xylenes, Total | ND | | 0.00300 | 1 | 05/17/2024 07:51 | WG2288081 |
| Di-isopropyl ether | ND | | 0.00100 | 1 | 05/17/2024 07:51 | WG2288081 |
| Ethanol | ND | R5 | 0.100 | 1 | 05/17/2024 07:51 | WG2288081 |
| Ethyl tert-butyl ether | ND | | 0.00100 | 1 | 05/17/2024 07:51 | WG2288081 |
| Methyl tert-butyl ether | ND | | 0.00100 | 1 | 05/17/2024 07:51 | WG2288081 |
| tert-Butyl alcohol | ND | | 0.00500 | 1 | 05/17/2024 07:51 | WG2288081 |
| tert-Amyl Methyl Ether | ND | | 0.00100 | 1 | 05/17/2024 07:51 | WG2288081 |
| *(S) Toluene-d8* | *106* | | *80.0-120* | | *05/17/2024 07:51* | WG2288081 |
| *(S) 4-Bromofluorobenzene* | *101* | | *77.0-126* | | *05/17/2024 07:51* | WG2288081 |
| *(S) 1,2-Dichloroethane-d4* | *105* | | *70.0-130* | | *05/17/2024 07:51* | WG2288081 |

## Method Blank (MB)

(MB) R4071458-1 05/17/24 16:46

| Analyte | MB Result mg/l | MB Qualifier | MB MDL mg/l | MB RDL mg/l |
|---|---|---|---|---|
| Dissolved Solids | U | | 10.0 | 10.0 |

## L1736398-01 Original Sample (OS) • Duplicate (DUP)

(OS) L1736398-01 05/17/24 16:46 • (DUP) R4071458-3 05/17/24 16:46

| Analyte | Original Result mg/l | DUP Result mg/l | Dilution | DUP RPD % | DUP Qualifier | DUP RPD Limits % |
|---|---|---|---|---|---|---|
| Dissolved Solids | 340 | 343 | 1 | 0.878 | | 10 |

## L1736398-02 Original Sample (OS) • Duplicate (DUP)

(OS) L1736398-02 05/17/24 16:46 • (DUP) R4071458-4 05/17/24 16:46

| Analyte | Original Result mg/l | DUP Result mg/l | Dilution | DUP RPD % | DUP Qualifier | DUP RPD Limits % |
|---|---|---|---|---|---|---|
| Dissolved Solids | 376 | 384 | 1 | 2.11 | | 10 |

## Laboratory Control Sample (LCS)

(LCS) R4071458-2 05/17/24 16:46

| Analyte | Spike Amount mg/l | LCS Result mg/l | LCS Rec. % | Rec. Limits % | LCS Qualifier |
|---|---|---|---|---|---|
| Dissolved Solids | 8800 | 8600 | 97.7 | 85.0-115 | |

## Method Blank (MB)

(MB) R4072872-1 05/15/24 14:30

| Analyte | MB Result mg/l | MB Qualifier | MB MDL mg/l | MB RDL mg/l |
|---|---|---|---|---|
| Nitrate | 0.0573 | E4 | 0.0480 | 0.100 |
| Nitrite | 0.0478 | E4 | 0.0420 | 0.100 |
| Sulfate | U | | 0.594 | 5.00 |

## L1736447-04 Original Sample (OS) • Duplicate (DUP)

(OS) L1736447-04 05/15/24 20:50 • (DUP) R4072872-3 05/15/24 21:03

| Analyte | Original Result mg/l | DUP Result mg/l | Dilution | DUP RPD % | DUP Qualifier | DUP RPD Limits % |
|---|---|---|---|---|---|---|
| Nitrate | 2.66 | 2.38 | 1 | 11.1 | | 15 |
| Nitrite | ND | ND | 1 | 6.61 | | 15 |
| Sulfate | 50.2 | 48.8 | 1 | 2.92 | | 15 |

## L1736398-01 Original Sample (OS) • Duplicate (DUP)

(OS) L1736398-01 05/16/24 01:10 • (DUP) R4072872-6 05/16/24 01:24

| Analyte | Original Result mg/l | DUP Result mg/l | Dilution | DUP RPD % | DUP Qualifier | DUP RPD Limits % |
|---|---|---|---|---|---|---|
| Nitrate | 2.17 | 1.88 | 1 | 14.1 | | 15 |
| Nitrite | ND | ND | 1 | 0.000 | | 15 |
| Sulfate | 59.3 | 58.9 | 1 | 0.722 | | 15 |

## Laboratory Control Sample (LCS)

(LCS) R4072872-2 05/15/24 14:43

| Analyte | Spike Amount mg/l | LCS Result mg/l | LCS Rec. % | Rec. Limits % | LCS Qualifier |
|---|---|---|---|---|---|
| Nitrate | 8.00 | 7.72 | 96.5 | 80.0-120 | |
| Nitrite | 8.00 | 8.35 | 104 | 80.0-120 | |
| Sulfate | 40.0 | 39.9 | 99.8 | 80.0-120 | |

## L1736447-04 Original Sample (OS) • Matrix Spike (MS) • Matrix Spike Duplicate (MSD)

(OS) L1736447-04 05/15/24 20:50 • (MS) R4072872-4 05/15/24 21:16 • (MSD) R4072872-5 05/15/24 21:29

| Analyte | Spike Amount mg/l | Original Result mg/l | MS Result mg/l | MSD Result mg/l | MS Rec. % | MSD Rec. % | Dilution | Rec. Limits % | MS Qualifier | MSD Qualifier | RPD % | RPD Limits % |
|---|---|---|---|---|---|---|---|---|---|---|---|---|
| Nitrate | 8.00 | 2.66 | 9.91 | 10.2 | 90.7 | 93.9 | 1 | 80.0-120 | | | 2.54 | 15 |
| Nitrite | 8.00 | ND | 8.28 | 8.49 | 103 | 105 | 1 | 80.0-120 | | | 2.43 | 15 |
| Sulfate | 40.0 | 50.2 | 82.4 | 82.5 | 80.5 | 80.7 | 1 | 80.0-120 | | | 0.121 | 15 |

Sample Narrative:

MS: Cl spike failed due to sample matrix

MSD: Cl spike failed due to sample matrix

## L1736398-01 Original Sample (OS) • Matrix Spike (MS) • Matrix Spike Duplicate (MSD)

(OS) L1736398-01 05/16/24 01:10 • (MS) R4072872-7 05/16/24 01:37 • (MSD) R4072872-8 05/16/24 01:52

| Analyte | Spike Amount mg/l | Original Result mg/l | MS Result mg/l | MSD Result mg/l | MS Rec. % | MSD Rec. % | Dilution | Rec. Limits % | MS Qualifier | MSD Qualifier | RPD % | RPD Limits % |
|---|---|---|---|---|---|---|---|---|---|---|---|---|
| Nitrate | 8.00 | 2.17 | 9.74 | 9.27 | 94.7 | 88.7 | 1 | 80.0-120 | | | 4.98 | 15 |
| Nitrite | 8.00 | ND | 8.43 | 8.22 | 105 | 102 | 1 | 80.0-120 | | | 2.43 | 15 |
| Sulfate | 40.0 | 59.3 | 87.7 | 88.2 | 70.8 | 72.2 | 1 | 80.0-120 | M2 | M2 | 0.633 | 15 |

Sample Narrative:

MS: SO4 spike failed due to sample matrix

MSD: SO4 spike failed due to sample matrix

## Method Blank (MB)

(MB) R4078060-1 06/05/24 00:38

| Analyte | MB Result mg/l | MB Qualifier | MB MDL mg/l | MB RDL mg/l |
|---|---|---|---|---|
| Sulfate | U | | 0.594 | 5.00 |

## L1736394-02 Original Sample (OS) • Duplicate (DUP)

(OS) L1736394-02 06/05/24 03:41 • (DUP) R4078060-3 06/05/24 03:59

| Analyte | Original Result mg/l | DUP Result mg/l | Dilution | DUP RPD % | DUP Qualifier | DUP RPD Limits % |
|---|---|---|---|---|---|---|
| Sulfate | 191 | 191 | 1 | 0.118 | | 15 |

## L1737102-06 Original Sample (OS) • Duplicate (DUP)

(OS) L1737102-06 06/05/24 07:34 • (DUP) R4078060-5 06/05/24 07:52

| Analyte | Original Result mg/l | DUP Result mg/l | Dilution | DUP RPD % | DUP Qualifier | DUP RPD Limits % |
|---|---|---|---|---|---|---|
| Sulfate | 58.3 | 58.2 | 1 | 0.213 | | 15 |

## Laboratory Control Sample (LCS)

(LCS) R4078060-2 06/05/24 00:56

| Analyte | Spike Amount mg/l | LCS Result mg/l | LCS Rec. % | Rec. Limits % | LCS Qualifier |
|---|---|---|---|---|---|
| Sulfate | 40.0 | 41.2 | 103 | 80.0-120 | |

## L1736394-02 Original Sample (OS) • Matrix Spike (MS)

(OS) L1736394-02 06/05/24 03:41 • (MS) R4078060-4 06/05/24 04:17

| Analyte | Spike Amount mg/l | Original Result mg/l | MS Result mg/l | MS Rec. % | Dilution | Rec. Limits % | MS Qualifier |
|---|---|---|---|---|---|---|---|
| Sulfate | 40.0 | 191 | 194 | 7.70 | 1 | 80.0-120 | M3 |

Sample Narrative:

MS: Cl/SO4 spike failed due to sample matrix

1 Cp
2 Tc
3 Ss
4 Cn
5 Sr
6 Qc
7 Is
8 Gl
9 Al
10 Sc

## L1737102-06 Original Sample (OS) • Matrix Spike (MS) • Matrix Spike Duplicate (MSD)

(OS) L1737102-06 06/05/24 07:34 • (MS) R4078060-6 06/05/24 08:10 • (MSD) R4078060-7 06/05/24 08:28

| Analyte | Spike Amount mg/l | Original Result mg/l | MS Result mg/l | MSD Result mg/l | MS Rec. % | MSD Rec. % | Dilution | Rec. Limits % | MS Qualifier | MSD Qualifier | RPD % | RPD Limits % |
|---|---|---|---|---|---|---|---|---|---|---|---|---|
| Sulfate | 40.0 | 58.3 | 87.0 | 87.1 | 71.8 | 72.0 | 1 | 80.0-120 | M2 | M2 | 0.106 | 15 |

Sample Narrative:

MS: Cl/SO4 spike failed due to sample matrix

MSD: Cl/SO4 spike failed due to sample matrix

## Method Blank (MB)

(MB) R4073227-1 05/23/24 08:57

| Analyte | MB Result mg/l | MB Qualifier | MB MDL mg/l | MB RDL mg/l |
|---|---|---|---|---|
| Iron | U | | 0.0180 | 0.100 |

## Laboratory Control Sample (LCS)

(LCS) R4073227-2 05/23/24 09:00

| Analyte | Spike Amount mg/l | LCS Result mg/l | LCS Rec. % | Rec. Limits % | LCS Qualifier |
|---|---|---|---|---|---|
| Iron | 10.0 | 10.3 | 103 | 80.0-120 | |

## L1736398-01 Original Sample (OS) • Matrix Spike (MS) • Matrix Spike Duplicate (MSD)

(OS) L1736398-01 05/23/24 09:04 • (MS) R4073227-4 05/23/24 09:11 • (MSD) R4073227-5 05/23/24 09:14

| Analyte | Spike Amount mg/l | Original Result mg/l | MS Result mg/l | MSD Result mg/l | MS Rec. % | MSD Rec. % | Dilution | Rec. Limits % | MS Qualifier | MSD Qualifier | RPD % | RPD Limits % |
|---|---|---|---|---|---|---|---|---|---|---|---|---|
| Iron | 10.0 | ND | 9.84 | 10.0 | 98.4 | 100 | 1 | 75.0-125 | | | 1.82 | 20 |

## Method Blank (MB)

(MB) R4071251-2 05/18/24 08:26

| Analyte | MB Result mg/l | MB Qualifier | MB MDL mg/l | MB RDL mg/l |
|---|---|---|---|---|
| Methane | U | | 0.00291 | 0.0100 |
| Ethane | U | | 0.00407 | 0.0130 |
| Ethene | U | | 0.00426 | 0.0130 |

## L1736398-02 Original Sample (OS) • Duplicate (DUP)

(OS) L1736398-02 05/18/24 09:25 • (DUP) R4071251-3 05/18/24 10:12

| Analyte | Original Result mg/l | DUP Result mg/l | Dilution | DUP RPD % | DUP Qualifier | DUP RPD Limits % |
|---|---|---|---|---|---|---|
| Methane | ND | ND | 1 | 0.000 | | 20 |
| Ethane | ND | ND | 1 | 0.000 | | 20 |
| Ethene | ND | ND | 1 | 0.000 | | 20 |

## L1736419-08 Original Sample (OS) • Duplicate (DUP)

(OS) L1736419-08 05/18/24 10:38 • (DUP) R4071251-4 05/18/24 10:56

| Analyte | Original Result mg/l | DUP Result mg/l | Dilution | DUP RPD % | DUP Qualifier | DUP RPD Limits % |
|---|---|---|---|---|---|---|
| Methane | ND | ND | 1 | 0.000 | | 20 |
| Ethane | ND | ND | 1 | 0.000 | | 20 |
| Ethene | ND | ND | 1 | 0.000 | | 20 |

## Laboratory Control Sample (LCS) • Laboratory Control Sample Duplicate (LCSD)

(LCS) R4071251-1 05/18/24 08:17 • (LCSD) R4071251-9 05/18/24 11:34

| Analyte | Spike Amount mg/l | LCS Result mg/l | LCSD Result mg/l | LCS Rec. % | LCSD Rec. % | Rec. Limits % | LCS Qualifier | LCSD Qualifier | RPD % | RPD Limits % |
|---|---|---|---|---|---|---|---|---|---|---|
| Methane | 0.0678 | 0.0641 | 0.0632 | 94.5 | 93.2 | 85.0-115 | | | 1.41 | 20 |
| Ethane | 0.129 | 0.118 | 0.114 | 91.5 | 88.4 | 85.0-115 | | | 3.45 | 20 |
| Ethene | 0.127 | 0.118 | 0.115 | 92.9 | 90.6 | 85.0-115 | | | 2.58 | 20 |

## L1736398-01 Original Sample (OS) • Matrix Spike (MS) • Matrix Spike Duplicate (MSD)

(OS) L1736398-01 05/18/24 09:15 • (MS) R4071251-5 05/18/24 10:59 • (MSD) R4071251-6 05/18/24 11:16

| Analyte | Spike Amount mg/l | Original Result mg/l | MS Result mg/l | MSD Result mg/l | MS Rec. % | MSD Rec. % | Dilution | Rec. Limits % | MS Qualifier | MSD Qualifier | RPD % | RPD Limits % |
|---|---|---|---|---|---|---|---|---|---|---|---|---|
| Methane | 0.0678 | ND | 0.0551 | 0.0602 | 81.3 | 88.8 | 1 | 50.0-150 | | | 8.85 | 20 |
| Ethane | 0.129 | ND | 0.0993 | 0.104 | 77.0 | 80.6 | 1 | 50.0-150 | | | 4.62 | 20 |
| Ethene | 0.127 | ND | 0.0955 | 0.102 | 75.2 | 80.3 | 1 | 50.0-150 | | | 6.58 | 20 |

## L1736419-04 Original Sample (OS) • Matrix Spike (MS) • Matrix Spike Duplicate (MSD)

(OS) L1736419-04 05/18/24 10:24 • (MS) R4071251-7 05/18/24 11:25 • (MSD) R4071251-8 05/18/24 11:30

| Analyte | Spike Amount mg/l | Original Result mg/l | MS Result mg/l | MSD Result mg/l | MS Rec. % | MSD Rec. % | Dilution | Rec. Limits % | MS Qualifier | MSD Qualifier | RPD % | RPD Limits % |
|---|---|---|---|---|---|---|---|---|---|---|---|---|
| Methane | 0.0678 | 0.276 | 0.364 | 0.377 | 130 | 149 | 1 | 50.0-150 | | | 3.51 | 20 |
| Ethane | 0.129 | ND | 0.0998 | 0.101 | 77.4 | 78.3 | 1 | 50.0-150 | | | 1.20 | 20 |
| Ethene | 0.127 | ND | 0.0967 | 0.0974 | 76.1 | 76.7 | 1 | 50.0-150 | | | 0.721 | 20 |

## Method Blank (MB)

(MB) R4071579-3 05/17/24 07:30

| Analyte | MB Result mg/l | MB Qualifier | MB MDL mg/l | MB RDL mg/l |
|---|---|---|---|---|
| Acetone | U | | 0.0113 | 0.0500 |
| Acrylonitrile | U | | 0.000671 | 0.0100 |
| Benzene | U | | 0.0000941 | 0.00100 |
| Bromobenzene | U | | 0.000118 | 0.00100 |
| Bromochloromethane | U | | 0.000128 | 0.00100 |
| Bromodichloromethane | U | | 0.000136 | 0.00100 |
| Bromoform | U | | 0.000129 | 0.00100 |
| Bromomethane | U | | 0.000605 | 0.00500 |
| n-Butylbenzene | U | | 0.000157 | 0.00100 |
| sec-Butylbenzene | U | | 0.000125 | 0.00100 |
| tert-Butylbenzene | U | | 0.000127 | 0.00100 |
| Carbon tetrachloride | U | | 0.000128 | 0.00100 |
| Carbon disulfide | U | | 0.0000962 | 0.00100 |
| Chlorobenzene | U | | 0.000116 | 0.00100 |
| Chlorodibromomethane | U | | 0.000140 | 0.00100 |
| Chloroethane | U | | 0.000192 | 0.00500 |
| Chloroform | U | | 0.000111 | 0.00500 |
| Chloromethane | U | | 0.000960 | 0.00250 |
| 1,2-Dibromo-3-Chloropropane | U | | 0.000276 | 0.00500 |
| 1,2-Dibromoethane | U | | 0.000126 | 0.00100 |
| Dibromomethane | U | | 0.000122 | 0.00100 |
| 1,2-Dichlorobenzene | U | | 0.000107 | 0.00100 |
| 1,3-Dichlorobenzene | U | | 0.000110 | 0.00100 |
| 1,4-Dichlorobenzene | U | | 0.000120 | 0.00100 |
| trans-1,4-Dichloro-2-butene | U | | 0.000467 | 0.00250 |
| Dichlorodifluoromethane | U | | 0.000374 | 0.00500 |
| 1,1-Dichloroethane | U | | 0.000100 | 0.00100 |
| 1,2-Dichloroethane | U | | 0.0000819 | 0.00100 |
| 1,1-Dichloroethene | U | | 0.000188 | 0.00100 |
| cis-1,2-Dichloroethene | U | | 0.000126 | 0.00100 |
| trans-1,2-Dichloroethene | U | | 0.000149 | 0.00100 |
| 1,2-Dichloropropane | U | | 0.000149 | 0.00100 |
| cis-1,3-Dichloropropene | U | | 0.000111 | 0.00100 |
| trans-1,3-Dichloropropene | U | | 0.000118 | 0.00100 |
| Ethylbenzene | U | | 0.000137 | 0.00100 |
| Hexachloro-1,3-butadiene | U | | 0.000337 | 0.00100 |
| 2-Hexanone | U | | 0.000787 | 0.0100 |
| 2-Butanone (MEK) | U | | 0.00119 | 0.0100 |
| Iodomethane | U | | 0.00600 | 0.0100 |
| Methylene Chloride | U | | 0.000430 | 0.00500 |

## Method Blank (MB)

(MB) R4071579-3 05/17/24 07:30

| Analyte | MB Result mg/l | MB Qualifier | MB MDL mg/l | MB RDL mg/l |
|---|---|---|---|---|
| 4-Methyl-2-pentanone (MIBK) | U | | 0.000478 | 0.0100 |
| Naphthalene | U | | 0.00100 | 0.00500 |
| n-Propylbenzene | U | | 0.0000993 | 0.00100 |
| Styrene | U | | 0.000118 | 0.00100 |
| 1,1,1,2-Tetrachloroethane | U | | 0.000147 | 0.00100 |
| 1,1,2,2-Tetrachloroethane | U | | 0.000133 | 0.00100 |
| 1,1,2-Trichlorotrifluoroethane | U | | 0.000180 | 0.00100 |
| Tetrachloroethene | U | | 0.000300 | 0.00100 |
| Toluene | U | | 0.000278 | 0.00100 |
| 1,2,4-Trichlorobenzene | U | | 0.000481 | 0.00100 |
| 1,1,1-Trichloroethane | U | | 0.000149 | 0.00100 |
| 1,1,2-Trichloroethane | U | | 0.000158 | 0.00100 |
| Trichloroethene | U | | 0.000190 | 0.00100 |
| Trichlorofluoromethane | U | | 0.000160 | 0.00500 |
| 1,2,3-Trichloropropane | U | | 0.000237 | 0.00250 |
| 1,2,4-Trimethylbenzene | U | | 0.000322 | 0.00100 |
| 1,3,5-Trimethylbenzene | U | | 0.000104 | 0.00100 |
| Vinyl acetate | U | | 0.000692 | 0.0100 |
| Vinyl chloride | U | | 0.000234 | 0.00100 |
| Xylenes, Total | U | | 0.000174 | 0.00300 |
| Di-isopropyl ether | U | | 0.000105 | 0.00100 |
| Ethanol | U | | 0.0420 | 0.100 |
| Ethyl tert-butyl ether | U | | 0.000101 | 0.00100 |
| Methyl tert-butyl ether | U | | 0.000101 | 0.00100 |
| tert-Butyl alcohol | U | | 0.00406 | 0.00500 |
| tert-Amyl Methyl Ether | U | | 0.000195 | 0.00100 |
| *(S) Toluene-d8* | *105* | | | *80.0-120* |
| *(S) 4-Bromofluorobenzene* | *100* | | | *77.0-126* |
| *(S) 1,2-Dichloroethane-d4* | *102* | | | *70.0-130* |

## Laboratory Control Sample (LCS) • Laboratory Control Sample Duplicate (LCSD)

(LCS) R4071579-1 05/17/24 06:29 • (LCSD) R4071579-2 05/17/24 06:49

| Analyte | Spike Amount mg/l | LCS Result mg/l | LCSD Result mg/l | LCS Rec. % | LCSD Rec. % | Rec. Limits % | LCS Qualifier | LCSD Qualifier | RPD % | RPD Limits % |
|---|---|---|---|---|---|---|---|---|---|---|
| Acetone | 0.0250 | 0.0373 | 0.0362 | 149 | 145 | 19.0-160 | | | 2.99 | 27 |
| Acrylonitrile | 0.0250 | 0.0258 | 0.0249 | 103 | 99.6 | 55.0-149 | | | 3.55 | 20 |
| Benzene | 0.00500 | 0.00514 | 0.00499 | 103 | 99.8 | 70.0-123 | | | 2.96 | 20 |
| Bromobenzene | 0.00500 | 0.00481 | 0.00477 | 96.2 | 95.4 | 73.0-121 | | | 0.835 | 20 |

## Laboratory Control Sample (LCS) • Laboratory Control Sample Duplicate (LCSD)

(LCS) R4071579-1 05/17/24 06:29 • (LCSD) R4071579-2 05/17/24 06:49

| Analyte | Spike Amount mg/l | LCS Result mg/l | LCSD Result mg/l | LCS Rec. % | LCSD Rec. % | Rec. Limits % | LCS Qualifier | LCSD Qualifier | RPD % | RPD Limits % |
|---|---|---|---|---|---|---|---|---|---|---|
| Bromochloromethane | 0.00500 | 0.00550 | 0.00544 | 110 | 109 | 76.0-122 | | | 1.10 | 20 |
| Bromodichloromethane | 0.00500 | 0.00481 | 0.00459 | 96.2 | 91.8 | 75.0-120 | | | 4.68 | 20 |
| Bromoform | 0.00500 | 0.00448 | 0.00423 | 89.6 | 84.6 | 68.0-132 | | | 5.74 | 20 |
| Bromomethane | 0.00500 | 0.00373 | 0.00406 | 74.6 | 81.2 | 10.0-160 | | | 8.47 | 25 |
| n-Butylbenzene | 0.00500 | 0.00519 | 0.00503 | 104 | 101 | 73.0-125 | | | 3.13 | 20 |
| sec-Butylbenzene | 0.00500 | 0.00494 | 0.00489 | 98.8 | 97.8 | 75.0-125 | | | 1.02 | 20 |
| tert-Butylbenzene | 0.00500 | 0.00517 | 0.00502 | 103 | 100 | 76.0-124 | | | 2.94 | 20 |
| Carbon tetrachloride | 0.00500 | 0.00522 | 0.00503 | 104 | 101 | 68.0-126 | | | 3.71 | 20 |
| Carbon disulfide | 0.00500 | 0.00465 | 0.00439 | 93.0 | 87.8 | 61.0-128 | | | 5.75 | 20 |
| Chlorobenzene | 0.00500 | 0.00523 | 0.00487 | 105 | 97.4 | 80.0-121 | | | 7.13 | 20 |
| Chlorodibromomethane | 0.00500 | 0.00501 | 0.00466 | 100 | 93.2 | 77.0-125 | | | 7.24 | 20 |
| Chloroethane | 0.00500 | 0.00507 | 0.00521 | 101 | 104 | 47.0-150 | | | 2.72 | 20 |
| Chloroform | 0.00500 | 0.00504 | 0.00516 | 101 | 103 | 73.0-120 | | | 2.35 | 20 |
| Chloromethane | 0.00500 | 0.00516 | 0.00498 | 103 | 99.6 | 41.0-142 | | | 3.55 | 20 |
| 1,2-Dibromo-3-Chloropropane | 0.00500 | 0.00434 | 0.00369 | 86.8 | 73.8 | 58.0-134 | | | 16.2 | 20 |
| 1,2-Dibromoethane | 0.00500 | 0.00488 | 0.00457 | 97.6 | 91.4 | 80.0-122 | | | 6.56 | 20 |
| Dibromomethane | 0.00500 | 0.00490 | 0.00480 | 98.0 | 96.0 | 80.0-120 | | | 2.06 | 20 |
| 1,2-Dichlorobenzene | 0.00500 | 0.00532 | 0.00515 | 106 | 103 | 79.0-121 | | | 3.25 | 20 |
| 1,3-Dichlorobenzene | 0.00500 | 0.00504 | 0.00495 | 101 | 99.0 | 79.0-120 | | | 1.80 | 20 |
| 1,4-Dichlorobenzene | 0.00500 | 0.00496 | 0.00499 | 99.2 | 99.8 | 79.0-120 | | | 0.603 | 20 |
| trans-1,4-Dichloro-2-butene | 0.00500 | 0.00343 | 0.00330 | 68.6 | 66.0 | 33.0-144 | | | 3.86 | 20 |
| Dichlorodifluoromethane | 0.00500 | 0.00425 | 0.00403 | 85.0 | 80.6 | 51.0-149 | | | 5.31 | 20 |
| 1,1-Dichloroethane | 0.00500 | 0.00509 | 0.00487 | 102 | 97.4 | 70.0-126 | | | 4.42 | 20 |
| 1,2-Dichloroethane | 0.00500 | 0.00507 | 0.00492 | 101 | 98.4 | 70.0-128 | | | 3.00 | 20 |
| 1,1-Dichloroethene | 0.00500 | 0.00489 | 0.00459 | 97.8 | 91.8 | 71.0-124 | | | 6.33 | 20 |
| cis-1,2-Dichloroethene | 0.00500 | 0.00529 | 0.00507 | 106 | 101 | 73.0-120 | | | 4.25 | 20 |
| trans-1,2-Dichloroethene | 0.00500 | 0.00501 | 0.00503 | 100 | 101 | 73.0-120 | | | 0.398 | 20 |
| 1,2-Dichloropropane | 0.00500 | 0.00530 | 0.00477 | 106 | 95.4 | 77.0-125 | | | 10.5 | 20 |
| cis-1,3-Dichloropropene | 0.00500 | 0.00485 | 0.00482 | 97.0 | 96.4 | 80.0-123 | | | 0.620 | 20 |
| trans-1,3-Dichloropropene | 0.00500 | 0.00468 | 0.00446 | 93.6 | 89.2 | 78.0-124 | | | 4.81 | 20 |
| Ethylbenzene | 0.00500 | 0.00546 | 0.00507 | 109 | 101 | 79.0-123 | | | 7.41 | 20 |
| Hexachloro-1,3-butadiene | 0.00500 | 0.00488 | 0.00454 | 97.6 | 90.8 | 54.0-138 | | | 7.22 | 20 |
| 2-Hexanone | 0.0250 | 0.0288 | 0.0286 | 115 | 114 | 67.0-149 | | | 0.697 | 20 |
| 2-Butanone (MEK) | 0.0250 | 0.0315 | 0.0302 | 126 | 121 | 44.0-160 | | | 4.21 | 20 |
| Iodomethane | 0.0250 | 0.0163 | 0.0182 | 65.2 | 72.8 | 33.0-147 | | | 11.0 | 26 |
| Methylene Chloride | 0.00500 | 0.00492 | 0.00471 | 98.4 | 94.2 | 67.0-120 | | | 4.36 | 20 |
| 4-Methyl-2-pentanone (MIBK) | 0.0250 | 0.0227 | 0.0221 | 90.8 | 88.4 | 68.0-142 | | | 2.68 | 20 |
| Naphthalene | 0.00500 | 0.00414 | 0.00394 | 82.8 | 78.8 | 54.0-135 | | | 4.95 | 20 |
| n-Propylbenzene | 0.00500 | 0.00513 | 0.00493 | 103 | 98.6 | 77.0-124 | | | 3.98 | 20 |
| Styrene | 0.00500 | 0.00512 | 0.00487 | 102 | 97.4 | 73.0-130 | | | 5.01 | 20 |

## Laboratory Control Sample (LCS) • Laboratory Control Sample Duplicate (LCSD)

(LCS) R4071579-1 05/17/24 06:29 • (LCSD) R4071579-2 05/17/24 06:49

| Analyte | Spike Amount mg/l | LCS Result mg/l | LCSD Result mg/l | LCS Rec. % | LCSD Rec. % | Rec. Limits % | LCS Qualifier | LCSD Qualifier | RPD % | RPD Limits % |
|---|---|---|---|---|---|---|---|---|---|---|
| 1,1,1,2-Tetrachloroethane | 0.00500 | 0.00492 | 0.00482 | 98.4 | 96.4 | 75.0-125 | | | 2.05 | 20 |
| 1,1,2,2-Tetrachloroethane | 0.00500 | 0.00451 | 0.00419 | 90.2 | 83.8 | 65.0-130 | | | 7.36 | 20 |
| 1,1,2-Trichlorotrifluoroethane | 0.00500 | 0.00541 | 0.00515 | 108 | 103 | 69.0-132 | | | 4.92 | 20 |
| Tetrachloroethene | 0.00500 | 0.00552 | 0.00525 | 110 | 105 | 72.0-132 | | | 5.01 | 20 |
| Toluene | 0.00500 | 0.00512 | 0.00491 | 102 | 98.2 | 79.0-120 | | | 4.19 | 20 |
| 1,2,4-Trichlorobenzene | 0.00500 | 0.00401 | 0.00387 | 80.2 | 77.4 | 57.0-137 | | | 3.55 | 20 |
| 1,1,1-Trichloroethane | 0.00500 | 0.00496 | 0.00474 | 99.2 | 94.8 | 73.0-124 | | | 4.54 | 20 |
| 1,1,2-Trichloroethane | 0.00500 | 0.00488 | 0.00467 | 97.6 | 93.4 | 80.0-120 | | | 4.40 | 20 |
| Trichloroethene | 0.00500 | 0.00578 | 0.00557 | 116 | 111 | 78.0-124 | | | 3.70 | 20 |
| Trichlorofluoromethane | 0.00500 | 0.00540 | 0.00515 | 108 | 103 | 59.0-147 | | | 4.74 | 20 |
| 1,2,3-Trichloropropane | 0.00500 | 0.00495 | 0.00504 | 99.0 | 101 | 73.0-130 | | | 1.80 | 20 |
| 1,2,4-Trimethylbenzene | 0.00500 | 0.00494 | 0.00477 | 98.8 | 95.4 | 76.0-121 | | | 3.50 | 20 |
| 1,3,5-Trimethylbenzene | 0.00500 | 0.00530 | 0.00507 | 106 | 101 | 76.0-122 | | | 4.44 | 20 |
| Vinyl acetate | 0.0250 | 0.0214 | 0.0164 | 85.6 | 65.6 | 11.0-160 | | R7 | 26.5 | 20 |
| Vinyl chloride | 0.00500 | 0.00529 | 0.00515 | 106 | 103 | 67.0-131 | | | 2.68 | 20 |
| Xylenes, Total | 0.0150 | 0.0156 | 0.0150 | 104 | 100 | 79.0-123 | | | 3.92 | 20 |
| Di-isopropyl ether | 0.00500 | 0.00502 | 0.00477 | 100 | 95.4 | 58.0-138 | | | 5.11 | 20 |
| Ethanol | 0.250 | 0.258 | 0.186 | 103 | 74.4 | 10.0-160 | | R7 | 32.4 | 30 |
| Ethyl tert-butyl ether | 0.00500 | 0.00496 | 0.00482 | 99.2 | 96.4 | 63.0-138 | | | 2.86 | 20 |
| Methyl tert-butyl ether | 0.00500 | 0.00469 | 0.00449 | 93.8 | 89.8 | 68.0-125 | | | 4.36 | 20 |
| tert-Butyl alcohol | 0.0250 | 0.0220 | 0.0189 | 88.0 | 75.6 | 27.0-160 | | | 15.2 | 30 |
| tert-Amyl Methyl Ether | 0.00500 | 0.00480 | 0.00467 | 96.0 | 93.4 | 66.0-125 | | | 2.75 | 20 |
| *(S) Toluene-d8* | | | | *101* | *105* | *80.0-120* | | | | |
| *(S) 4-Bromofluorobenzene* | | | | *102* | *102* | *77.0-126* | | | | |
| *(S) 1,2-Dichloroethane-d4* | | | | *104* | *103* | *70.0-130* | | | | |

## L1736398-01 Original Sample (OS) • Matrix Spike (MS) • Matrix Spike Duplicate (MSD)

(OS) L1736398-01 05/17/24 09:54 • (MS) R4071579-4 05/17/24 17:47 • (MSD) R4071579-5 05/17/24 18:07

| Analyte | Spike Amount mg/l | Original Result mg/l | MS Result mg/l | MSD Result mg/l | MS Rec. % | MSD Rec. % | Dilution | Rec. Limits % | MS Qualifier | MSD Qualifier | RPD % | RPD Limits % |
|---|---|---|---|---|---|---|---|---|---|---|---|---|
| Acetone | 0.0250 | ND | ND | ND | 82.0 | 86.4 | 1 | 10.0-160 | | | 5.23 | 35 |
| Acrylonitrile | 0.0250 | ND | 0.0299 | 0.0319 | 120 | 128 | 1 | 21.0-160 | | | 6.47 | 32 |
| Benzene | 0.00500 | ND | 0.00593 | 0.00654 | 119 | 131 | 1 | 17.0-158 | | | 9.78 | 27 |
| Bromobenzene | 0.00500 | ND | 0.00563 | 0.00604 | 113 | 121 | 1 | 30.0-149 | | | 7.03 | 28 |
| Bromochloromethane | 0.00500 | ND | 0.00618 | 0.00652 | 124 | 130 | 1 | 38.0-142 | | | 5.35 | 26 |
| Bromodichloromethane | 0.00500 | ND | 0.00550 | 0.00570 | 110 | 114 | 1 | 31.0-150 | | | 3.57 | 27 |
| Bromoform | 0.00500 | ND | 0.00494 | 0.00537 | 98.8 | 107 | 1 | 29.0-150 | | | 8.34 | 29 |
| Bromomethane | 0.00500 | ND | ND | 0.00514 | 86.2 | 103 | 1 | 10.0-160 | | | 17.6 | 38 |

## L1736398-01 Original Sample (OS) • Matrix Spike (MS) • Matrix Spike Duplicate (MSD)

(OS) L1736398-01 05/17/24 09:54 • (MS) R4071579-4 05/17/24 17:47 • (MSD) R4071579-5 05/17/24 18:07

| Analyte | Spike Amount mg/l | Original Result mg/l | MS Result mg/l | MSD Result mg/l | MS Rec. % | MSD Rec. % | Dilution | Rec. Limits % | MS Qualifier | MSD Qualifier | RPD % | RPD Limits % |
|---|---|---|---|---|---|---|---|---|---|---|---|---|
| n-Butylbenzene | 0.00500 | ND | 0.00582 | 0.00650 | 116 | 130 | 1 | 31.0-150 | | | 11.0 | 30 |
| sec-Butylbenzene | 0.00500 | ND | 0.00580 | 0.00620 | 116 | 124 | 1 | 33.0-155 | | | 6.67 | 29 |
| tert-Butylbenzene | 0.00500 | ND | 0.00605 | 0.00639 | 121 | 128 | 1 | 34.0-153 | | | 5.47 | 28 |
| Carbon tetrachloride | 0.00500 | ND | 0.00632 | 0.00683 | 126 | 137 | 1 | 23.0-159 | | | 7.76 | 28 |
| Carbon disulfide | 0.00500 | ND | 0.00556 | 0.00590 | 111 | 118 | 1 | 10.0-156 | | | 5.93 | 28 |
| Chlorobenzene | 0.00500 | ND | 0.00601 | 0.00645 | 120 | 129 | 1 | 33.0-152 | | | 7.06 | 27 |
| Chlorodibromomethane | 0.00500 | ND | 0.00536 | 0.00602 | 107 | 120 | 1 | 37.0-149 | | | 11.6 | 27 |
| Chloroethane | 0.00500 | ND | 0.00620 | 0.00636 | 124 | 127 | 1 | 10.0-160 | | | 2.55 | 30 |
| Chloroform | 0.00500 | ND | 0.00596 | 0.00643 | 119 | 129 | 1 | 29.0-154 | | | 7.59 | 28 |
| Chloromethane | 0.00500 | ND | 0.00596 | 0.00639 | 119 | 128 | 1 | 10.0-160 | | | 6.96 | 29 |
| 1,2-Dibromo-3-Chloropropane | 0.00500 | ND | ND | ND | 88.4 | 95.4 | 1 | 22.0-151 | | | 7.62 | 34 |
| 1,2-Dibromoethane | 0.00500 | ND | 0.00551 | 0.00592 | 110 | 118 | 1 | 34.0-147 | | | 7.17 | 27 |
| Dibromomethane | 0.00500 | ND | 0.00548 | 0.00607 | 110 | 121 | 1 | 30.0-151 | | | 10.2 | 27 |
| 1,2-Dichlorobenzene | 0.00500 | ND | 0.00591 | 0.00636 | 118 | 127 | 1 | 34.0-149 | | | 7.33 | 28 |
| 1,3-Dichlorobenzene | 0.00500 | ND | 0.00561 | 0.00629 | 112 | 126 | 1 | 36.0-146 | | | 11.4 | 27 |
| 1,4-Dichlorobenzene | 0.00500 | ND | 0.00559 | 0.00572 | 112 | 114 | 1 | 35.0-142 | | | 2.30 | 27 |
| trans-1,4-Dichloro-2-butene | 0.00500 | ND | 0.00276 | 0.00370 | 55.2 | 74.0 | 1 | 10.0-157 | | | 29.1 | 37 |
| Dichlorodifluoromethane | 0.00500 | ND | 0.00531 | ND | 106 | 96.8 | 1 | 10.0-160 | | | 9.26 | 29 |
| 1,1-Dichloroethane | 0.00500 | ND | 0.00587 | 0.00643 | 117 | 129 | 1 | 25.0-158 | | | 9.11 | 27 |
| 1,2-Dichloroethane | 0.00500 | ND | 0.00569 | 0.00618 | 114 | 124 | 1 | 29.0-151 | | | 8.26 | 27 |
| 1,1-Dichloroethene | 0.00500 | ND | 0.00588 | 0.00641 | 118 | 128 | 1 | 11.0-160 | | | 8.62 | 29 |
| cis-1,2-Dichloroethene | 0.00500 | ND | 0.00597 | 0.00622 | 119 | 124 | 1 | 10.0-160 | | | 4.10 | 27 |
| trans-1,2-Dichloroethene | 0.00500 | ND | 0.00598 | 0.00634 | 120 | 127 | 1 | 17.0-153 | | | 5.84 | 27 |
| 1,2-Dichloropropane | 0.00500 | ND | 0.00605 | 0.00656 | 121 | 131 | 1 | 30.0-156 | | | 8.09 | 27 |
| cis-1,3-Dichloropropene | 0.00500 | ND | 0.00502 | 0.00570 | 100 | 114 | 1 | 34.0-149 | | | 12.7 | 28 |
| trans-1,3-Dichloropropene | 0.00500 | ND | 0.00506 | 0.00572 | 101 | 114 | 1 | 32.0-149 | | | 12.2 | 28 |
| Ethylbenzene | 0.00500 | ND | 0.00625 | 0.00668 | 125 | 134 | 1 | 30.0-155 | | | 6.65 | 27 |
| Hexachloro-1,3-butadiene | 0.00500 | ND | 0.00562 | 0.00618 | 112 | 124 | 1 | 20.0-154 | | | 9.49 | 34 |
| 2-Hexanone | 0.0250 | ND | 0.0238 | 0.0275 | 95.2 | 110 | 1 | 21.0-160 | | | 14.4 | 29 |
| 2-Butanone (MEK) | 0.0250 | ND | 0.0256 | 0.0265 | 102 | 106 | 1 | 10.0-160 | | | 3.45 | 32 |
| Iodomethane | 0.0250 | ND | 0.0185 | 0.0234 | 74.0 | 93.6 | 1 | 10.0-160 | | | 23.4 | 40 |
| Methylene Chloride | 0.00500 | ND | 0.00563 | 0.00596 | 113 | 119 | 1 | 23.0-144 | | | 5.69 | 28 |
| 4-Methyl-2-pentanone (MIBK) | 0.0250 | ND | 0.0252 | 0.0277 | 101 | 111 | 1 | 29.0-160 | | | 9.45 | 29 |
| Naphthalene | 0.00500 | ND | ND | ND | 81.6 | 88.0 | 1 | 12.0-156 | | | 7.55 | 35 |
| n-Propylbenzene | 0.00500 | ND | 0.00576 | 0.00629 | 115 | 126 | 1 | 31.0-154 | | | 8.80 | 28 |
| Styrene | 0.00500 | ND | 0.00578 | 0.00643 | 116 | 129 | 1 | 33.0-155 | | | 10.6 | 28 |
| 1,1,1,2-Tetrachloroethane | 0.00500 | ND | 0.00563 | 0.00644 | 113 | 129 | 1 | 36.0-151 | | | 13.4 | 29 |
| 1,1,2,2-Tetrachloroethane | 0.00500 | ND | 0.00543 | 0.00567 | 109 | 113 | 1 | 33.0-150 | | | 4.32 | 28 |
| 1,1,2-Trichlorotrifluoroethane | 0.00500 | ND | 0.00655 | 0.00611 | 131 | 122 | 1 | 23.0-160 | | | 6.95 | 30 |
| Tetrachloroethene | 0.00500 | ND | 0.00679 | 0.00721 | 136 | 144 | 1 | 10.0-160 | | | 6.00 | 27 |

## L1736398-01 Original Sample (OS) • Matrix Spike (MS) • Matrix Spike Duplicate (MSD)

(OS) L1736398-01 05/17/24 09:54 • (MS) R4071579-4 05/17/24 17:47 • (MSD) R4071579-5 05/17/24 18:07

| Analyte | Spike Amount mg/l | Original Result mg/l | MS Result mg/l | MSD Result mg/l | MS Rec. % | MSD Rec. % | Dilution | Rec. Limits % | MS Qualifier | MSD Qualifier | RPD % | RPD Limits % |
|---|---|---|---|---|---|---|---|---|---|---|---|---|
| Toluene | 0.00500 | ND | 0.00597 | 0.00651 | 119 | 130 | 1 | 26.0-154 | | | 8.65 | 28 |
| 1,2,4-Trichlorobenzene | 0.00500 | ND | 0.00460 | 0.00484 | 92.0 | 96.8 | 1 | 24.0-150 | | | 5.08 | 33 |
| 1,1,1-Trichloroethane | 0.00500 | ND | 0.00585 | 0.00634 | 117 | 127 | 1 | 23.0-160 | | | 8.04 | 28 |
| 1,1,2-Trichloroethane | 0.00500 | ND | 0.00571 | 0.00630 | 114 | 126 | 1 | 35.0-147 | | | 9.83 | 27 |
| Trichloroethene | 0.00500 | ND | 0.00614 | 0.00690 | 123 | 138 | 1 | 10.0-160 | | | 11.7 | 25 |
| Trichlorofluoromethane | 0.00500 | ND | 0.00647 | 0.00675 | 129 | 135 | 1 | 17.0-160 | | | 4.24 | 31 |
| 1,2,3-Trichloropropane | 0.00500 | ND | 0.00540 | 0.00571 | 108 | 114 | 1 | 34.0-151 | | | 5.58 | 29 |
| 1,2,4-Trimethylbenzene | 0.00500 | ND | 0.00563 | 0.00605 | 113 | 121 | 1 | 26.0-154 | | | 7.19 | 27 |
| 1,3,5-Trimethylbenzene | 0.00500 | ND | 0.00598 | 0.00620 | 120 | 124 | 1 | 28.0-153 | | | 3.61 | 27 |
| Vinyl acetate | 0.0250 | ND | 0.0330 | 0.0364 | 132 | 146 | 1 | 12.0-160 | | | 9.80 | 31 |
| Vinyl chloride | 0.00500 | ND | 0.00662 | 0.00677 | 132 | 135 | 1 | 10.0-160 | | | 2.24 | 27 |
| Xylenes, Total | 0.0150 | ND | 0.0180 | 0.0197 | 120 | 131 | 1 | 29.0-154 | | | 9.02 | 28 |
| Di-isopropyl ether | 0.00500 | ND | 0.00570 | 0.00614 | 114 | 123 | 1 | 21.0-160 | | | 7.43 | 28 |
| Ethanol | 0.250 | ND | 0.253 | 0.335 | 101 | 134 | 1 | 50.0-150 | | R5 | 27.9 | 20 |
| Ethyl tert-butyl ether | 0.00500 | ND | 0.00558 | 0.00606 | 112 | 121 | 1 | 10.0-160 | | | 8.25 | 37 |
| Methyl tert-butyl ether | 0.00500 | ND | 0.00531 | 0.00561 | 106 | 112 | 1 | 28.0-150 | | | 5.49 | 29 |
| tert-Butyl alcohol | 0.0250 | ND | 0.0236 | 0.0253 | 94.4 | 101 | 1 | 50.0-150 | | | 6.95 | 20 |
| tert-Amyl Methyl Ether | 0.00500 | ND | 0.00540 | 0.00588 | 108 | 118 | 1 | 10.0-160 | | | 8.51 | 37 |
| *(S) Toluene-d8* | | | | | *103* | *106* | | *80.0-120* | | | | |
| *(S) 4-Bromofluorobenzene* | | | | | *103* | *104* | | *77.0-126* | | | | |
| *(S) 1,2-Dichloroethane-d4* | | | | | *104* | *102* | | *70.0-130* | | | | |

# INTERNAL STANDARD SUMMARY

## Instrument: VOCMS36 • File ID: 0517_02

05/17/24 06:29

| Sample ID | File ID | 8260-FLUOROBENZENE Response | 8260-CHLOROBENZENE-D5 Response | 8260-1,4-DICHLOROBENZENE-D4 Response |
|---|---|---|---|---|
| Standard | 0517_02 | 351655 | 162090 | 140400 |
| Upper Limit | | 703310 | 324180 | 280800 |
| Lower Limit | | 175828 | 81045 | 70200 |
| LCS R4071579-1 WG2288081 1x | 0517_02LCSA | 351655 | 162090 | 140400 |
| LCSD R4071579-2 WG2288081 1x | 0517_03A | 353359 | 162120 | 140652 |
| BLANK R4071579-3 WG2288081 1x | 0517_05 | 337934 | 150493 | 127490 |
| L1736398-05 WG2288081 1x | 0517_06 | 332797 | 148792 | 124878 |
| L1736398-01 WG2288081 1x | 0517_12 | 325575 | 145227 | 120926 |
| L1736398-02 WG2288081 1x | 0517_13 | 337616 | 151776 | 127289 |
| L1736398-03 WG2288081 1x | 0517_14 | 333517 | 147287 | 127917 |
| L1736398-04 WG2288081 1x | 0517_15 | 326328 | 145712 | 126191 |
| MS R4071579-4 WG2288081 1x | 0517_35 | 353878 | 160838 | 143212 |
| MSD R4071579-5 WG2288081 1x | 0517_36 | 348924 | 155672 | 141417 |

# GLOSSARY OF TERMS

## Guide to Reading and Understanding Your Laboratory Report

The information below is designed to better explain the various terms used in your report of analytical results from the Laboratory. This is not intended as a comprehensive explanation, and if you have additional questions please contact your project representative.

Results Disclaimer - Information that may be provided by the customer, and contained within this report, include Permit Limits, Project Name, Sample ID, Sample Matrix, Sample Preservation, Field Blanks, Field Spikes, Field Duplicates, On-Site Data, Sampling Collection Dates/Times, and Sampling Location. Results relate to the accuracy of this information provided, and as the samples are received.

## Abbreviations and Definitions

| | |
|---|---|
| MDL | Method Detection Limit. |
| ND | Not detected at the Reporting Limit (or MDL where applicable). |
| RDL | Reported Detection Limit. |
| Rec. | Recovery. |
| RPD | Relative Percent Difference. |
| SDG | Sample Delivery Group. |
| (S) | Surrogate (Surrogate Standard) - Analytes added to every blank, sample, Laboratory Control Sample/Duplicate and Matrix Spike/Duplicate; used to evaluate analytical efficiency by measuring recovery. Surrogates are not expected to be detected in all environmental media. |
| U | Not detected at the Reporting Limit (or MDL where applicable). |
| Analyte | The name of the particular compound or analysis performed. Some Analyses and Methods will have multiple analytes reported. |
| Dilution | If the sample matrix contains an interfering material, the sample preparation volume or weight values differ from the standard, or if concentrations of analytes in the sample are higher than the highest limit of concentration that the laboratory can accurately report, the sample may be diluted for analysis. If a value different than 1 is used in this field, the result reported has already been corrected for this factor. |
| Limits | These are the target % recovery ranges or % difference value that the laboratory has historically determined as normal for the method and analyte being reported. Successful QC Sample analysis will target all analytes recovered or duplicated within these ranges. |
| Original Sample | The non-spiked sample in the prep batch used to determine the Relative Percent Difference (RPD) from a quality control sample. The Original Sample may not be included within the reported SDG. |
| Qualifier | This column provides a letter and/or number designation that corresponds to additional information concerning the result reported. If a Qualifier is present, a definition per Qualifier is provided within the Glossary and Definitions page and potentially a discussion of possible implications of the Qualifier in the Case Narrative if applicable. |
| Result | The actual analytical final result (corrected for any sample specific characteristics) reported for your sample. If there was no measurable result returned for a specific analyte, the result in this column may state “ND” (Not Detected) or “BDL” (Below Detectable Levels). The information in the results column should always be accompanied by either an MDL (Method Detection Limit) or RDL (Reporting Detection Limit) that defines the lowest value that the laboratory could detect or report for this analyte. |
| Uncertainty (Radiochemistry) | Confidence level of 2 sigma. |
| Case Narrative (Cn) | A brief discussion about the included sample results, including a discussion of any non-conformances to protocol observed either at sample receipt by the laboratory from the field or during the analytical process. If present, there will be a section in the Case Narrative to discuss the meaning of any data qualifiers used in the report. |
| Quality Control Summary (Qc) | This section of the report includes the results of the laboratory quality control analyses required by procedure or analytical methods to assist in evaluating the validity of the results reported for your samples. These analyses are not being performed on your samples typically, but on laboratory generated material. |
| Sample Chain of Custody (Sc) | This is the document created in the field when your samples were initially collected. This is used to verify the time and date of collection, the person collecting the samples, and the analyses that the laboratory is requested to perform. This chain of custody also documents all persons (excluding commercial shippers) that have had control or possession of the samples from the time of collection until delivery to the laboratory for analysis. |
| Sample Results (Sr) | This section of your report will provide the results of all testing performed on your samples. These results are provided by sample ID and are separated by the analyses performed on each sample. The header line of each analysis section for each sample will provide the name and method number for the analysis reported. |
| Sample Summary (Ss) | This section of the Analytical Report defines the specific analyses performed for each sample ID, including the dates and times of preparation and/or analysis. |

| Qualifier | Description |
|---|---|
| B1 | Target analyte detected in method blank at or above the method reporting limit. |
| E4 | Concentration estimated. Analyte was detected below laboratory minimum reporting level (MRL) but above MDL. |
| M2 | Matrix spike recovery was low, the method control sample recovery was acceptable. |
| M3 | The spike recovery value is unusable since the analyte concentration in the sample is disproportionate to the spike level. The associated blank spike recovery was acceptable. |
| R5 | MS/MSD RPD exceeded the laboratory acceptance limit. Recovery met acceptance criteria. |
| R7 | LFB/LFBD RPD exceeded the laboratory acceptance limit. Recovery met acceptance criteria. |

# ACCREDITATIONS & LOCATIONS

## Pace Analytical National 12065 Lebanon Rd Mount Juliet, TN 37122

| | | | |
|---|---|---|---|
| Alabama | 40660 | Nebraska | NE-OS-15-05 |
| Alaska | 17-026 | Nevada | TN000032021-1 |
| Arizona | AZ0612 | New Hampshire | 2975 |
| Arkansas | 88-0469 | New Jersey–NELAP | TN002 |
| California | 2932 | New Mexico [1] | TN00003 |
| Colorado | TN00003 | New York | 11742 |
| Connecticut | PH-0197 | North Carolina | Env375 |
| Florida | E87487 | North Carolina [1] | DW21704 |
| Georgia | NELAP | North Carolina [3] | 41 |
| Georgia [1] | 923 | North Dakota | R-140 |
| Idaho | TN00003 | Ohio–VAP | CL0069 |
| Illinois | 200008 | Oklahoma | 9915 |
| Indiana | C-TN-01 | Oregon | TN200002 |
| Iowa | 364 | Pennsylvania | 68-02979 |
| Kansas | E-10277 | Rhode Island | LAO000356 |
| Kentucky [1 6] | KY90010 | South Carolina | 84004002 |
| Kentucky [2] | 16 | South Dakota | n/a |
| Louisiana | AI30792 | Tennessee [1 4] | 2006 |
| Louisiana | LA018 | Texas | T104704245-20-18 |
| Maine | TN00003 | Texas [5] | LAB0152 |
| Maryland | 324 | Utah | TN000032021-11 |
| Massachusetts | M-TN003 | Vermont | VT2006 |
| Michigan | 9958 | Virginia | 110033 |
| Minnesota | 047-999-395 | Washington | C847 |
| Mississippi | TN00003 | West Virginia | 233 |
| Missouri | 340 | Wisconsin | 998093910 |
| Montana | CERT0086 | Wyoming | A2LA |
| A2LA – ISO 17025 | 1461.01 | AIHA-LAP,LLC EMLAP | 100789 |
| A2LA – ISO 17025 [5] | 1461.02 | DOD | 1461.01 |
| Canada | 1461.01 | USDA | P330-15-00234 |
| EPA–Crypto | TN00003 | | |

[1] Drinking Water [2] Underground Storage Tanks [3] Aquatic Toxicity [4] Chemical/Microbiological [5] Mold [6] Wastewater n/a Accreditation not applicable

* Not all certifications held by the laboratory are applicable to the results reported in the attached report.

* Accreditation is only applicable to the test methods specified on each scope of accreditation held by Pace Analytical.

Company Name/Address:
**Kinder Morgan - Rocklin, CA-AZ Work**

**410 N.44th Street**
**Suite 1000**
**Phoenix. AZ 85008**

Billing Information:
**Accounts Payable- Alan Van Antwerp**
**9950 SAN DIEGO MISSION RD.**
**SAN DIEGO, CA 92108**

Pres Chk

Report to: **Bob Forsberg**

Email To: **bob.forsberg@arcadis-us.com;sascha.arnold@arcadis.com**

Project Description: **KMEP Silvercroft Wash**

City/State Collected: **TUCSON/AZ**

Please Circle: PT (MT) CT ET

Phone: **602-438-0883**

Client Project # **30207116**

Lab Project # **KINARCPAZ-SILVERCROF**

Collected by (print): **MS/SXA**

Site/Facility ID # **SILVERCROFT WASH**

P.O. # **WD1046679**

Collected by (signature):

Immediately Packed on Ice N ___ Y X

***Rush?*** (Lab MUST Be Notified)
___ Same Day ___ Five Day
___ Next Day ___ 5 Day (Rad Only)
___ Two Day ___ 10 Day (Rad Only)
___ Three Day

Date Results Needed: **STD TAT**

Quote #

Analysis / Container / Preservative

| Sample ID | Comp/Grab | Matrix * | Depth | Date | Time | No. of Cntrs | *NO2,NO3,SO4 125mlHDPE-NoPres | EEM RSK175 40mlAmb HCl | HOLD - NO2+NO3 250mlHDPE-H2SO4 | TDS 1L-HDPE NoPres | Total Fe 6010 250mlHDPE-HNO3 | VOCs+OXYs 8260 40mlAmb-HCl | Remarks | Sample # (lab only) |
|---|---|---|---|---|---|---|---|---|---|---|---|---|---|---|
| MW-13 | GRAB | GW | 155' | 5-14-24 | 0901 | 18 | X | X | X | X | X | X | RUN MS/MSD | -01 |
| MW-14 | | GW | 157' | | 0950 | 9 | X | X | X | X | X | X | | -02 |
| MW-25 | | GW | 155' | | 1035 | 9 | X | X | X | X | X | X | | -03 |
| MW-4 | | GW | 159' | | 1130 | 9 | X | X | X | X | X | X | | -04 |
| ~~MW-5~~ | | GW | ~~160'~~ | | ~~1220~~ | 9 | X | X | X | X | X | X | | |
| | | GW | | | | | | | | | | | | |
| | | GW | | | | | | | | | | | | |
| | | GW | | | | | | | | | | | | |
| | | GW | | | | | | | | | | | | |
| TRIP BLANK | — | ~~QA~~ GW | — | 5-14-24 | — | 2 | | | | | | X | | -05 |

Chain of Custody Page 1 of 1

Pace PEOPLE ADVANCING SCIENCE

**MT JULIET, TN**

12065 Lebanon Rd Mount Juliet, TN 37122
Submitting a sample via this chain of custody constitutes acknowledgment and acceptance of the Pace Terms and Conditions found at: https://info.pacelabs.com/hubfs/pas-standard-terms.pdf

SDG # L1736398
E171

Acctnum: **KINARCPAZ**
Template: **T190237**
Prelogin: **P1068524**
PM: **110 - Brian Ford**
PB:
Shipped Via:

* Matrix:
SS - Soil AIR - Air F - Filter
GW - Groundwater B - Bioassay
WW - WasteWater
DW - Drinking Water
OT - Other_____

**Remarks:*NO2,NO3 have a 48 hour holding time.**

(SHIP VIA FEDEX)

PH-10BDH6021 TRC-202[illegible]

___ Temp ___
___ Other ___

Samples returned via: __ UPS __ FedEx __ Courier _____

Tracking # 7155031 39784

Sample Receipt Checklist

| | | |
|---|---|---|
| COC Seal Present/Intact: | NP | Y N |
| COC Signed/Accurate: | | Y N |
| Bottles arrive intact: | | Y N |
| Correct bottles used: | | Y N |
| Sufficient volume sent: | | Y N |
| If Applicable | | |
| VOA Zero Headspace: | | N |
| Preservation Correct/Checked: | | Y N |
| RAD Screen <0.5 mR/hr: | | Y N |

| Relinquished by : (Signature) | Date: | Time: | Received by: (Signature) |
|---|---|---|---|
| | 5-14-2024 | 1600 | SHIP-N-MAIL FEDEX |
| Relinquished by : (Signature) | Date: | Time: | Received by: (Signature) |
| Relinquished by : (Signature) | Date: | Time: | Received for lab by: (Signature) |

Trip Blank Received: (Yes / No) HCL / MeoH TBR

Temp: 5.5+0.1=5.6 °C Bottles Received: 4S

Date: 5/15/24 Time: 900

If preservation required by Login: Date/Time

Hold:

Condition: NCF / OK

# ANALYTICAL REPORT

June 12, 2024



## Kinder Morgan - Rocklin, CA-AZ Work

| | |
|---|---|
| Sample Delivery Group: | L1740124 |
| Samples Received: | 05/24/2024 |
| Project Number: | 30207116 |
| Description: | KMEP Silvercroft Wash |
| Site: | SILVERCROFT WASH |
| Report To: | Bob Forsberg<br>410 N.44th Street<br>Suite 1000<br>Phoenix, AZ 85008 |

Entire Report Reviewed By:

**[Preliminary Report]**

Brian Ford
Project Manager

Results relate only to the items tested or calibrated and are reported as rounded values. This test report shall not be reproduced, except in full, without written approval of the laboratory. Where applicable, sampling conducted by Pace Analytical National is performed per guidance provided in laboratory standard operating procedures ENV-SOP-MTJL-0067 and ENV-SOP-MTJL-0068. Where sampling conducted by the customer, results relate to the accuracy of the information provided, and as the samples are received.

**Pace Analytical National**
12065 Lebanon Rd Mount Juliet, TN 37122 615-758-5858 800-767-5859 mydata.pacelabs.com

# TABLE OF CONTENTS


Cp: Cover Page 1

Tc: Table of Contents 2

Ss: Sample Summary 3

Cn: Case Narrative 4

Sr: Sample Results 5

WR-093A L1740124-01 5

WR-359A L1740124-02 7

WR-359A DUP L1740124-03 9

EB-4 L1740124-04 11

TRIP BLANK L1740124-05 13

Qc: Quality Control Summary 15

Gravimetric Analysis by Method 2540 C-2011 15

Wet Chemistry by Method 9056A 16

Metals (ICP) by Method 6010D 21

Volatile Organic Compounds (GC) by Method RSK175 22

Volatile Organic Compounds (GC/MS) by Method 8260B 24

Is: Internal Standard Summary 31

Volatile Organic Compounds (GC/MS) by Method 8260B 31

Gl: Glossary of Terms 32

Al: Accreditations & Locations 33

Sc: Sample Chain of Custody 34

## WR-093A L1740124-01 GW

Collected by: MS/SXA | Collected date/time: 05/23/24 07:30 | Received date/time: 05/24/24 08:00

| Method | Batch | Dilution | Preparation date/time | Analysis date/time | Analyst | Location |
|---|---|---|---|---|---|---|
| Gravimetric Analysis by Method 2540 C-2011 | WG2295071 | 1 | 05/29/24 23:06 | 05/30/24 09:58 | JAC | Mt. Juliet, TN |
| Wet Chemistry by Method 9056A | WG2292996 | 1 | 06/05/24 02:04 | 06/05/24 02:04 | DLH | Mt. Juliet, TN |
| Wet Chemistry by Method 9056A | WG2301271 | 5 | 06/10/24 03:31 | 06/10/24 03:31 | JD | Mt. Juliet, TN |
| Metals (ICP) by Method 6010D | WG2295548 | 1 | 06/03/24 10:39 | 06/03/24 17:52 | ZSA | Mt. Juliet, TN |
| Volatile Organic Compounds (GC) by Method RSK175 | WG2296081 | 1 | 06/01/24 11:36 | 06/01/24 11:36 | OK | Mt. Juliet, TN |
| Volatile Organic Compounds (GC/MS) by Method 8260B | WG2296678 | 1 | 06/01/24 16:42 | 06/01/24 16:42 | ADM | Mt. Juliet, TN |
| Volatile Organic Compounds (GC/MS) by Method 8260B | WG2297167 | 5 | 06/02/24 19:11 | 06/02/24 19:11 | JAH | Mt. Juliet, TN |

## WR-359A L1740124-02 GW

Collected by: MS/SXA | Collected date/time: 05/23/24 09:15 | Received date/time: 05/24/24 08:00

| Method | Batch | Dilution | Preparation date/time | Analysis date/time | Analyst | Location |
|---|---|---|---|---|---|---|
| Gravimetric Analysis by Method 2540 C-2011 | WG2295071 | 1 | 05/29/24 23:06 | 05/30/24 09:58 | JAC | Mt. Juliet, TN |
| Wet Chemistry by Method 9056A | WG2293006 | 1 | 05/25/24 00:26 | 05/25/24 00:26 | DLH | Mt. Juliet, TN |
| Metals (ICP) by Method 6010D | WG2295548 | 1 | 06/03/24 10:39 | 06/03/24 16:26 | ZSA | Mt. Juliet, TN |
| Volatile Organic Compounds (GC) by Method RSK175 | WG2296081 | 1 | 06/01/24 11:39 | 06/01/24 11:39 | OK | Mt. Juliet, TN |
| Volatile Organic Compounds (GC/MS) by Method 8260B | WG2296678 | 100 | 06/01/24 17:02 | 06/01/24 17:02 | ADM | Mt. Juliet, TN |

## WR-359A DUP L1740124-03 GW

Collected by: MS/SXA | Collected date/time: 05/23/24 09:25 | Received date/time: 05/24/24 08:00

| Method | Batch | Dilution | Preparation date/time | Analysis date/time | Analyst | Location |
|---|---|---|---|---|---|---|
| Gravimetric Analysis by Method 2540 C-2011 | WG2295071 | 1 | 05/29/24 23:06 | 05/30/24 09:58 | JAC | Mt. Juliet, TN |
| Wet Chemistry by Method 9056A | WG2293006 | 1 | 05/25/24 01:30 | 05/25/24 01:30 | DLH | Mt. Juliet, TN |
| Metals (ICP) by Method 6010D | WG2295548 | 1 | 06/03/24 10:39 | 06/03/24 17:55 | ZSA | Mt. Juliet, TN |
| Volatile Organic Compounds (GC) by Method RSK175 | WG2296081 | 1 | 06/01/24 11:42 | 06/01/24 11:42 | OK | Mt. Juliet, TN |
| Volatile Organic Compounds (GC/MS) by Method 8260B | WG2296678 | 100 | 06/01/24 17:22 | 06/01/24 17:22 | ADM | Mt. Juliet, TN |

## EB-4 L1740124-04 GW

Collected by: MS/SXA | Collected date/time: 05/23/24 07:50 | Received date/time: 05/24/24 08:00

| Method | Batch | Dilution | Preparation date/time | Analysis date/time | Analyst | Location |
|---|---|---|---|---|---|---|
| Volatile Organic Compounds (GC/MS) by Method 8260B | WG2296678 | 1 | 06/01/24 11:30 | 06/01/24 11:30 | ADM | Mt. Juliet, TN |

## TRIP BLANK L1740124-05 GW

Collected by: MS/SXA | Collected date/time: 05/23/24 00:00 | Received date/time: 05/24/24 08:00

| Method | Batch | Dilution | Preparation date/time | Analysis date/time | Analyst | Location |
|---|---|---|---|---|---|---|
| Volatile Organic Compounds (GC/MS) by Method 8260B | WG2296678 | 1 | 06/01/24 11:49 | 06/01/24 11:49 | ADM | Mt. Juliet, TN |

All sample aliquots were received at the correct temperature, in the proper containers, with the appropriate preservatives, and within method specified holding times, unless qualified or notated within the report. Where applicable, all MDL (LOD) and RDL (LOQ) values reported for environmental samples have been corrected for the dilution factor used in the analysis. All Method and Batch Quality Control are within established criteria except where addressed in this case narrative, a non-conformance form or properly qualified within the sample results. By my digital signature below, I affirm to the best of my knowledge, all problems/anomalies observed by the laboratory as having the potential to affect the quality of the data have been identified by the laboratory, and no information or data have been knowingly withheld that would affect the quality of the data.

**[Preliminary Report]**

Brian Ford
Project Manager

## Gravimetric Analysis by Method 2540 C-2011

| Analyte | Result | Qualifier | RDL | Dilution | Analysis | Batch |
|---|---|---|---|---|---|---|
| | mg/l | | mg/l | | date / time | |
| Dissolved Solids | 886 | | 20.0 | 1 | 05/30/2024 09:58 | WG2295071 |

## Wet Chemistry by Method 9056A

| Analyte | Result | Qualifier | RDL | Dilution | Analysis | Batch |
|---|---|---|---|---|---|---|
| | mg/l | | mg/l | | date / time | |
| Nitrate | 4.19 | H1 | 0.100 | 1 | 06/05/2024 02:04 | WG2292996 |
| Nitrite | ND | H1 | 0.100 | 1 | 06/05/2024 02:04 | WG2292996 |
| Sulfate | 233 | | 25.0 | 5 | 06/10/2024 03:31 | WG2301271 |

## Metals (ICP) by Method 6010D

| Analyte | Result | Qualifier | RDL | Dilution | Analysis | Batch |
|---|---|---|---|---|---|---|
| | mg/l | | mg/l | | date / time | |
| Iron | 0.359 | | 0.100 | 1 | 06/03/2024 17:52 | WG2295548 |

## Volatile Organic Compounds (GC) by Method RSK175

| Analyte | Result | Qualifier | RDL | Dilution | Analysis | Batch |
|---|---|---|---|---|---|---|
| | mg/l | | mg/l | | date / time | |
| Methane | ND | | 0.0100 | 1 | 06/01/2024 11:36 | WG2296081 |
| Ethane | ND | | 0.0130 | 1 | 06/01/2024 11:36 | WG2296081 |
| Ethene | ND | | 0.0130 | 1 | 06/01/2024 11:36 | WG2296081 |

## Volatile Organic Compounds (GC/MS) by Method 8260B

| Analyte | Result | Qualifier | RDL | Dilution | Analysis | Batch |
|---|---|---|---|---|---|---|
| | mg/l | | mg/l | | date / time | |
| Acetone | ND | | 0.0500 | 1 | 06/01/2024 16:42 | WG2296678 |
| Acrylonitrile | ND | R7 | 0.0100 | 1 | 06/01/2024 16:42 | WG2296678 |
| Benzene | ND | | 0.00100 | 1 | 06/01/2024 16:42 | WG2296678 |
| Bromobenzene | ND | | 0.00100 | 1 | 06/01/2024 16:42 | WG2296678 |
| Bromochloromethane | ND | | 0.00100 | 1 | 06/01/2024 16:42 | WG2296678 |
| Bromodichloromethane | ND | | 0.00100 | 1 | 06/01/2024 16:42 | WG2296678 |
| Bromoform | ND | | 0.00100 | 1 | 06/01/2024 16:42 | WG2296678 |
| Bromomethane | ND | | 0.00500 | 1 | 06/01/2024 16:42 | WG2296678 |
| n-Butylbenzene | ND | | 0.00100 | 1 | 06/01/2024 16:42 | WG2296678 |
| sec-Butylbenzene | ND | | 0.00100 | 1 | 06/01/2024 16:42 | WG2296678 |
| tert-Butylbenzene | ND | | 0.00100 | 1 | 06/01/2024 16:42 | WG2296678 |
| Carbon tetrachloride | ND | | 0.00100 | 1 | 06/01/2024 16:42 | WG2296678 |
| Carbon disulfide | ND | | 0.00100 | 1 | 06/01/2024 16:42 | WG2296678 |
| Chlorobenzene | ND | | 0.00100 | 1 | 06/01/2024 16:42 | WG2296678 |
| Chlorodibromomethane | ND | | 0.00100 | 1 | 06/01/2024 16:42 | WG2296678 |
| Chloroethane | ND | | 0.00500 | 1 | 06/01/2024 16:42 | WG2296678 |
| Chloroform | ND | | 0.00500 | 1 | 06/01/2024 16:42 | WG2296678 |
| Chloromethane | ND | | 0.00250 | 1 | 06/01/2024 16:42 | WG2296678 |
| 1,2-Dibromo-3-Chloropropane | ND | | 0.00500 | 1 | 06/01/2024 16:42 | WG2296678 |
| 1,2-Dibromoethane | ND | | 0.00100 | 1 | 06/01/2024 16:42 | WG2296678 |
| Dibromomethane | ND | | 0.00100 | 1 | 06/01/2024 16:42 | WG2296678 |
| 1,2-Dichlorobenzene | ND | | 0.00100 | 1 | 06/01/2024 16:42 | WG2296678 |
| 1,3-Dichlorobenzene | ND | | 0.00100 | 1 | 06/01/2024 16:42 | WG2296678 |
| 1,4-Dichlorobenzene | ND | | 0.00100 | 1 | 06/01/2024 16:42 | WG2296678 |
| trans-1,4-Dichloro-2-butene | ND | | 0.00250 | 1 | 06/01/2024 16:42 | WG2296678 |
| Dichlorodifluoromethane | ND | | 0.00500 | 1 | 06/01/2024 16:42 | WG2296678 |
| 1,1-Dichloroethane | 0.00134 | | 0.00100 | 1 | 06/01/2024 16:42 | WG2296678 |
| 1,2-Dichloroethane | ND | | 0.00100 | 1 | 06/01/2024 16:42 | WG2296678 |
| 1,1-Dichloroethene | ND | | 0.00100 | 1 | 06/01/2024 16:42 | WG2296678 |
| cis-1,2-Dichloroethene | 0.00884 | | 0.00100 | 1 | 06/01/2024 16:42 | WG2296678 |

1 Cp
2 Tc
3 Ss
4 Cn
5 Sr
6 Qc
7 Is
8 Gl
9 Al
10 Sc

## Volatile Organic Compounds (GC/MS) by Method 8260B

| Analyte | Result mg/l | Qualifier | RDL mg/l | Dilution | Analysis date / time | Batch |
|---|---|---|---|---|---|---|
| trans-1,2-Dichloroethene | ND | | 0.00100 | 1 | 06/01/2024 16:42 | WG2296678 |
| 1,2-Dichloropropane | ND | | 0.00100 | 1 | 06/01/2024 16:42 | WG2296678 |
| cis-1,3-Dichloropropene | ND | | 0.00100 | 1 | 06/01/2024 16:42 | WG2296678 |
| trans-1,3-Dichloropropene | ND | | 0.00100 | 1 | 06/01/2024 16:42 | WG2296678 |
| Ethylbenzene | ND | | 0.00100 | 1 | 06/01/2024 16:42 | WG2296678 |
| Hexachloro-1,3-butadiene | ND | | 0.00100 | 1 | 06/01/2024 16:42 | WG2296678 |
| 2-Hexanone | ND | | 0.0100 | 1 | 06/01/2024 16:42 | WG2296678 |
| 2-Butanone (MEK) | ND | | 0.0100 | 1 | 06/01/2024 16:42 | WG2296678 |
| Iodomethane | ND | | 0.0100 | 1 | 06/01/2024 16:42 | WG2296678 |
| Methylene Chloride | ND | | 0.00500 | 1 | 06/01/2024 16:42 | WG2296678 |
| 4-Methyl-2-pentanone (MIBK) | ND | | 0.0100 | 1 | 06/01/2024 16:42 | WG2296678 |
| Naphthalene | ND | | 0.00500 | 1 | 06/01/2024 16:42 | WG2296678 |
| n-Propylbenzene | ND | | 0.00100 | 1 | 06/01/2024 16:42 | WG2296678 |
| Styrene | ND | | 0.00100 | 1 | 06/01/2024 16:42 | WG2296678 |
| 1,1,1,2-Tetrachloroethane | ND | | 0.00100 | 1 | 06/01/2024 16:42 | WG2296678 |
| 1,1,2,2-Tetrachloroethane | ND | | 0.00100 | 1 | 06/01/2024 16:42 | WG2296678 |
| 1,1,2-Trichlorotrifluoroethane | ND | | 0.00100 | 1 | 06/01/2024 16:42 | WG2296678 |
| Tetrachloroethene | 0.0743 | | 0.00500 | 5 | 06/02/2024 19:11 | WG2297167 |
| Toluene | ND | | 0.00100 | 1 | 06/01/2024 16:42 | WG2296678 |
| 1,2,4-Trichlorobenzene | ND | | 0.00100 | 1 | 06/01/2024 16:42 | WG2296678 |
| 1,1,1-Trichloroethane | ND | | 0.00100 | 1 | 06/01/2024 16:42 | WG2296678 |
| 1,1,2-Trichloroethane | ND | | 0.00100 | 1 | 06/01/2024 16:42 | WG2296678 |
| Trichloroethene | 0.0121 | | 0.00100 | 1 | 06/01/2024 16:42 | WG2296678 |
| Trichlorofluoromethane | ND | | 0.00500 | 1 | 06/01/2024 16:42 | WG2296678 |
| 1,2,3-Trichloropropane | ND | | 0.00250 | 1 | 06/01/2024 16:42 | WG2296678 |
| 1,2,4-Trimethylbenzene | ND | | 0.00100 | 1 | 06/01/2024 16:42 | WG2296678 |
| 1,3,5-Trimethylbenzene | ND | | 0.00100 | 1 | 06/01/2024 16:42 | WG2296678 |
| Vinyl acetate | ND | | 0.0100 | 1 | 06/01/2024 16:42 | WG2296678 |
| Vinyl chloride | ND | | 0.00100 | 1 | 06/01/2024 16:42 | WG2296678 |
| Xylenes, Total | ND | | 0.00300 | 1 | 06/01/2024 16:42 | WG2296678 |
| Di-isopropyl ether | ND | | 0.00100 | 1 | 06/01/2024 16:42 | WG2296678 |
| Ethanol | ND | R7 | 0.100 | 1 | 06/01/2024 16:42 | WG2296678 |
| Ethyl tert-butyl ether | ND | | 0.00100 | 1 | 06/01/2024 16:42 | WG2296678 |
| Methyl tert-butyl ether | ND | | 0.00100 | 1 | 06/01/2024 16:42 | WG2296678 |
| tert-Butyl alcohol | ND | | 0.00500 | 1 | 06/01/2024 16:42 | WG2296678 |
| tert-Amyl Methyl Ether | ND | | 0.00100 | 1 | 06/01/2024 16:42 | WG2296678 |
| *(S) Toluene-d8* | *101* | | *80.0-120* | | *06/01/2024 16:42* | WG2296678 |
| *(S) Toluene-d8* | *99.4* | | *80.0-120* | | *06/02/2024 19:11* | WG2297167 |
| *(S) 4-Bromofluorobenzene* | *97.6* | | *77.0-126* | | *06/01/2024 16:42* | WG2296678 |
| *(S) 4-Bromofluorobenzene* | *106* | | *77.0-126* | | *06/02/2024 19:11* | WG2297167 |
| *(S) 1,2-Dichloroethane-d4* | *98.7* | | *70.0-130* | | *06/01/2024 16:42* | WG2296678 |
| *(S) 1,2-Dichloroethane-d4* | *116* | | *70.0-130* | | *06/02/2024 19:11* | WG2297167 |

## Gravimetric Analysis by Method 2540 C-2011

| Analyte | Result mg/l | Qualifier | RDL mg/l | Dilution | Analysis date / time | Batch |
|---|---|---|---|---|---|---|
| Dissolved Solids | 571 | | 13.3 | 1 | 05/30/2024 09:58 | WG2295071 |

## Wet Chemistry by Method 9056A

| Analyte | Result mg/l | Qualifier | RDL mg/l | Dilution | Analysis date / time | Batch |
|---|---|---|---|---|---|---|
| Nitrate | ND | | 0.100 | 1 | 05/25/2024 00:26 | WG2293006 |
| Nitrite | ND | | 0.100 | 1 | 05/25/2024 00:26 | WG2293006 |
| Sulfate | 91.8 | M2 | 5.00 | 1 | 05/25/2024 00:26 | WG2293006 |

## Metals (ICP) by Method 6010D

| Analyte | Result mg/l | Qualifier | RDL mg/l | Dilution | Analysis date / time | Batch |
|---|---|---|---|---|---|---|
| Iron | 12.9 | | 0.100 | 1 | 06/03/2024 16:26 | WG2295548 |

## Volatile Organic Compounds (GC) by Method RSK175

| Analyte | Result mg/l | Qualifier | RDL mg/l | Dilution | Analysis date / time | Batch |
|---|---|---|---|---|---|---|
| Methane | 0.843 | M3 | 0.0100 | 1 | 06/01/2024 11:39 | WG2296081 |
| Ethane | ND | | 0.0130 | 1 | 06/01/2024 11:39 | WG2296081 |
| Ethene | ND | | 0.0130 | 1 | 06/01/2024 11:39 | WG2296081 |

## Volatile Organic Compounds (GC/MS) by Method 8260B

| Analyte | Result mg/l | Qualifier | RDL mg/l | Dilution | Analysis date / time | Batch |
|---|---|---|---|---|---|---|
| Acetone | ND | | 5.00 | 100 | 06/01/2024 17:02 | WG2296678 |
| Acrylonitrile | ND | | 1.00 | 100 | 06/01/2024 17:02 | WG2296678 |
| Benzene | ND | R5 | 0.100 | 100 | 06/01/2024 17:02 | WG2296678 |
| Bromobenzene | ND | | 0.100 | 100 | 06/01/2024 17:02 | WG2296678 |
| Bromochloromethane | ND | | 0.100 | 100 | 06/01/2024 17:02 | WG2296678 |
| Bromodichloromethane | ND | | 0.100 | 100 | 06/01/2024 17:02 | WG2296678 |
| Bromoform | ND | | 0.100 | 100 | 06/01/2024 17:02 | WG2296678 |
| Bromomethane | ND | | 0.500 | 100 | 06/01/2024 17:02 | WG2296678 |
| n-Butylbenzene | ND | | 0.100 | 100 | 06/01/2024 17:02 | WG2296678 |
| sec-Butylbenzene | ND | | 0.100 | 100 | 06/01/2024 17:02 | WG2296678 |
| tert-Butylbenzene | ND | | 0.100 | 100 | 06/01/2024 17:02 | WG2296678 |
| Carbon tetrachloride | ND | | 0.100 | 100 | 06/01/2024 17:02 | WG2296678 |
| Carbon disulfide | ND | | 0.100 | 100 | 06/01/2024 17:02 | WG2296678 |
| Chlorobenzene | ND | R5 | 0.100 | 100 | 06/01/2024 17:02 | WG2296678 |
| Chlorodibromomethane | ND | | 0.100 | 100 | 06/01/2024 17:02 | WG2296678 |
| Chloroethane | ND | | 0.500 | 100 | 06/01/2024 17:02 | WG2296678 |
| Chloroform | ND | | 0.500 | 100 | 06/01/2024 17:02 | WG2296678 |
| Chloromethane | ND | R5 | 0.250 | 100 | 06/01/2024 17:02 | WG2296678 |
| 1,2-Dibromo-3-Chloropropane | ND | | 0.500 | 100 | 06/01/2024 17:02 | WG2296678 |
| 1,2-Dibromoethane | ND | | 0.100 | 100 | 06/01/2024 17:02 | WG2296678 |
| Dibromomethane | ND | | 0.100 | 100 | 06/01/2024 17:02 | WG2296678 |
| 1,2-Dichlorobenzene | ND | | 0.100 | 100 | 06/01/2024 17:02 | WG2296678 |
| 1,3-Dichlorobenzene | ND | | 0.100 | 100 | 06/01/2024 17:02 | WG2296678 |
| 1,4-Dichlorobenzene | ND | | 0.100 | 100 | 06/01/2024 17:02 | WG2296678 |
| trans-1,4-Dichloro-2-butene | ND | | 0.250 | 100 | 06/01/2024 17:02 | WG2296678 |
| Dichlorodifluoromethane | ND | | 0.500 | 100 | 06/01/2024 17:02 | WG2296678 |
| 1,1-Dichloroethane | ND | | 0.100 | 100 | 06/01/2024 17:02 | WG2296678 |
| 1,2-Dichloroethane | ND | | 0.100 | 100 | 06/01/2024 17:02 | WG2296678 |
| 1,1-Dichloroethene | ND | | 0.100 | 100 | 06/01/2024 17:02 | WG2296678 |
| cis-1,2-Dichloroethene | ND | | 0.100 | 100 | 06/01/2024 17:02 | WG2296678 |

## Volatile Organic Compounds (GC/MS) by Method 8260B

| Analyte | Result mg/l | Qualifier | RDL mg/l | Dilution | Analysis date / time | Batch |
|---|---|---|---|---|---|---|
| trans-1,2-Dichloroethene | ND | R5 | 0.100 | 100 | 06/01/2024 17:02 | WG2296678 |
| 1,2-Dichloropropane | ND | R5 | 0.100 | 100 | 06/01/2024 17:02 | WG2296678 |
| cis-1,3-Dichloropropene | ND | R5 | 0.100 | 100 | 06/01/2024 17:02 | WG2296678 |
| trans-1,3-Dichloropropene | ND | | 0.100 | 100 | 06/01/2024 17:02 | WG2296678 |
| Ethylbenzene | ND | R5 | 0.100 | 100 | 06/01/2024 17:02 | WG2296678 |
| Hexachloro-1,3-butadiene | ND | | 0.100 | 100 | 06/01/2024 17:02 | WG2296678 |
| 2-Hexanone | ND | | 1.00 | 100 | 06/01/2024 17:02 | WG2296678 |
| 2-Butanone (MEK) | ND | | 1.00 | 100 | 06/01/2024 17:02 | WG2296678 |
| Iodomethane | ND | | 1.00 | 100 | 06/01/2024 17:02 | WG2296678 |
| Methylene Chloride | ND | | 0.500 | 100 | 06/01/2024 17:02 | WG2296678 |
| 4-Methyl-2-pentanone (MIBK) | ND | | 1.00 | 100 | 06/01/2024 17:02 | WG2296678 |
| Naphthalene | ND | | 0.500 | 100 | 06/01/2024 17:02 | WG2296678 |
| n-Propylbenzene | ND | R5 | 0.100 | 100 | 06/01/2024 17:02 | WG2296678 |
| Styrene | ND | R5 | 0.100 | 100 | 06/01/2024 17:02 | WG2296678 |
| 1,1,1,2-Tetrachloroethane | ND | | 0.100 | 100 | 06/01/2024 17:02 | WG2296678 |
| 1,1,2,2-Tetrachloroethane | ND | | 0.100 | 100 | 06/01/2024 17:02 | WG2296678 |
| 1,1,2-Trichlorotrifluoroethane | ND | | 0.100 | 100 | 06/01/2024 17:02 | WG2296678 |
| Tetrachloroethene | ND | R5 | 0.100 | 100 | 06/01/2024 17:02 | WG2296678 |
| Toluene | ND | R5 | 0.100 | 100 | 06/01/2024 17:02 | WG2296678 |
| 1,2,4-Trichlorobenzene | ND | | 0.100 | 100 | 06/01/2024 17:02 | WG2296678 |
| 1,1,1-Trichloroethane | ND | R5 | 0.100 | 100 | 06/01/2024 17:02 | WG2296678 |
| 1,1,2-Trichloroethane | ND | | 0.100 | 100 | 06/01/2024 17:02 | WG2296678 |
| Trichloroethene | ND | R5 | 0.100 | 100 | 06/01/2024 17:02 | WG2296678 |
| Trichlorofluoromethane | ND | | 0.500 | 100 | 06/01/2024 17:02 | WG2296678 |
| 1,2,3-Trichloropropane | ND | | 0.250 | 100 | 06/01/2024 17:02 | WG2296678 |
| 1,2,4-Trimethylbenzene | ND | R5 | 0.100 | 100 | 06/01/2024 17:02 | WG2296678 |
| 1,3,5-Trimethylbenzene | ND | R5 | 0.100 | 100 | 06/01/2024 17:02 | WG2296678 |
| Vinyl acetate | ND | | 1.00 | 100 | 06/01/2024 17:02 | WG2296678 |
| Vinyl chloride | ND | R5 | 0.100 | 100 | 06/01/2024 17:02 | WG2296678 |
| Xylenes, Total | ND | R5 | 0.300 | 100 | 06/01/2024 17:02 | WG2296678 |
| Di-isopropyl ether | ND | | 0.100 | 100 | 06/01/2024 17:02 | WG2296678 |
| Ethanol | ND | | 10.0 | 100 | 06/01/2024 17:02 | WG2296678 |
| Ethyl tert-butyl ether | ND | | 0.100 | 100 | 06/01/2024 17:02 | WG2296678 |
| Methyl tert-butyl ether | 0.185 | | 0.100 | 100 | 06/01/2024 17:02 | WG2296678 |
| tert-Butyl alcohol | 19.3 | M3 | 0.500 | 100 | 06/01/2024 17:02 | WG2296678 |
| tert-Amyl Methyl Ether | ND | | 0.100 | 100 | 06/01/2024 17:02 | WG2296678 |
| *(S) Toluene-d8* | *104* | | *80.0-120* | | *06/01/2024 17:02* | WG2296678 |
| *(S) 4-Bromofluorobenzene* | *99.0* | | *77.0-126* | | *06/01/2024 17:02* | WG2296678 |
| *(S) 1,2-Dichloroethane-d4* | *95.7* | | *70.0-130* | | *06/01/2024 17:02* | WG2296678 |

## Gravimetric Analysis by Method 2540 C-2011

| Analyte | Result mg/l | Qualifier | RDL mg/l | Dilution | Analysis date / time | Batch |
|---|---|---|---|---|---|---|
| Dissolved Solids | 595 | | 10.0 | 1 | 05/30/2024 09:58 | WG2295071 |

## Wet Chemistry by Method 9056A

| Analyte | Result mg/l | Qualifier | RDL mg/l | Dilution | Analysis date / time | Batch |
|---|---|---|---|---|---|---|
| Nitrate | ND | | 0.100 | 1 | 05/25/2024 01:30 | WG2293006 |
| Nitrite | ND | | 0.100 | 1 | 05/25/2024 01:30 | WG2293006 |
| Sulfate | 88.8 | | 5.00 | 1 | 05/25/2024 01:30 | WG2293006 |

## Metals (ICP) by Method 6010D

| Analyte | Result mg/l | Qualifier | RDL mg/l | Dilution | Analysis date / time | Batch |
|---|---|---|---|---|---|---|
| Iron | 0.289 | | 0.100 | 1 | 06/03/2024 17:55 | WG2295548 |

## Volatile Organic Compounds (GC) by Method RSK175

| Analyte | Result mg/l | Qualifier | RDL mg/l | Dilution | Analysis date / time | Batch |
|---|---|---|---|---|---|---|
| Methane | 0.721 | | 0.0100 | 1 | 06/01/2024 11:42 | WG2296081 |
| Ethane | ND | | 0.0130 | 1 | 06/01/2024 11:42 | WG2296081 |
| Ethene | ND | | 0.0130 | 1 | 06/01/2024 11:42 | WG2296081 |

## Volatile Organic Compounds (GC/MS) by Method 8260B

| Analyte | Result mg/l | Qualifier | RDL mg/l | Dilution | Analysis date / time | Batch |
|---|---|---|---|---|---|---|
| Acetone | ND | | 5.00 | 100 | 06/01/2024 17:22 | WG2296678 |
| Acrylonitrile | ND | R7 | 1.00 | 100 | 06/01/2024 17:22 | WG2296678 |
| Benzene | ND | | 0.100 | 100 | 06/01/2024 17:22 | WG2296678 |
| Bromobenzene | ND | | 0.100 | 100 | 06/01/2024 17:22 | WG2296678 |
| Bromochloromethane | ND | | 0.100 | 100 | 06/01/2024 17:22 | WG2296678 |
| Bromodichloromethane | ND | | 0.100 | 100 | 06/01/2024 17:22 | WG2296678 |
| Bromoform | ND | | 0.100 | 100 | 06/01/2024 17:22 | WG2296678 |
| Bromomethane | ND | | 0.500 | 100 | 06/01/2024 17:22 | WG2296678 |
| n-Butylbenzene | ND | | 0.100 | 100 | 06/01/2024 17:22 | WG2296678 |
| sec-Butylbenzene | ND | | 0.100 | 100 | 06/01/2024 17:22 | WG2296678 |
| tert-Butylbenzene | ND | | 0.100 | 100 | 06/01/2024 17:22 | WG2296678 |
| Carbon tetrachloride | ND | | 0.100 | 100 | 06/01/2024 17:22 | WG2296678 |
| Carbon disulfide | ND | | 0.100 | 100 | 06/01/2024 17:22 | WG2296678 |
| Chlorobenzene | ND | | 0.100 | 100 | 06/01/2024 17:22 | WG2296678 |
| Chlorodibromomethane | ND | | 0.100 | 100 | 06/01/2024 17:22 | WG2296678 |
| Chloroethane | ND | | 0.500 | 100 | 06/01/2024 17:22 | WG2296678 |
| Chloroform | ND | | 0.500 | 100 | 06/01/2024 17:22 | WG2296678 |
| Chloromethane | ND | | 0.250 | 100 | 06/01/2024 17:22 | WG2296678 |
| 1,2-Dibromo-3-Chloropropane | ND | | 0.500 | 100 | 06/01/2024 17:22 | WG2296678 |
| 1,2-Dibromoethane | ND | | 0.100 | 100 | 06/01/2024 17:22 | WG2296678 |
| Dibromomethane | ND | | 0.100 | 100 | 06/01/2024 17:22 | WG2296678 |
| 1,2-Dichlorobenzene | ND | | 0.100 | 100 | 06/01/2024 17:22 | WG2296678 |
| 1,3-Dichlorobenzene | ND | | 0.100 | 100 | 06/01/2024 17:22 | WG2296678 |
| 1,4-Dichlorobenzene | ND | | 0.100 | 100 | 06/01/2024 17:22 | WG2296678 |
| trans-1,4-Dichloro-2-butene | ND | | 0.250 | 100 | 06/01/2024 17:22 | WG2296678 |
| Dichlorodifluoromethane | ND | | 0.500 | 100 | 06/01/2024 17:22 | WG2296678 |
| 1,1-Dichloroethane | ND | | 0.100 | 100 | 06/01/2024 17:22 | WG2296678 |
| 1,2-Dichloroethane | ND | | 0.100 | 100 | 06/01/2024 17:22 | WG2296678 |
| 1,1-Dichloroethene | ND | | 0.100 | 100 | 06/01/2024 17:22 | WG2296678 |
| cis-1,2-Dichloroethene | ND | | 0.100 | 100 | 06/01/2024 17:22 | WG2296678 |

1 Cp
2 Tc
3 Ss
4 Cn
5 Sr
6 Qc
7 Is
8 Gl
9 Al
10 Sc

## Volatile Organic Compounds (GC/MS) by Method 8260B

| Analyte | Result mg/l | Qualifier | RDL mg/l | Dilution | Analysis date / time | Batch |
|---|---|---|---|---|---|---|
| trans-1,2-Dichloroethene | ND | | 0.100 | 100 | 06/01/2024 17:22 | WG2296678 |
| 1,2-Dichloropropane | ND | | 0.100 | 100 | 06/01/2024 17:22 | WG2296678 |
| cis-1,3-Dichloropropene | ND | | 0.100 | 100 | 06/01/2024 17:22 | WG2296678 |
| trans-1,3-Dichloropropene | ND | | 0.100 | 100 | 06/01/2024 17:22 | WG2296678 |
| Ethylbenzene | ND | | 0.100 | 100 | 06/01/2024 17:22 | WG2296678 |
| Hexachloro-1,3-butadiene | ND | | 0.100 | 100 | 06/01/2024 17:22 | WG2296678 |
| 2-Hexanone | ND | | 1.00 | 100 | 06/01/2024 17:22 | WG2296678 |
| 2-Butanone (MEK) | ND | | 1.00 | 100 | 06/01/2024 17:22 | WG2296678 |
| Iodomethane | ND | | 1.00 | 100 | 06/01/2024 17:22 | WG2296678 |
| Methylene Chloride | ND | | 0.500 | 100 | 06/01/2024 17:22 | WG2296678 |
| 4-Methyl-2-pentanone (MIBK) | ND | | 1.00 | 100 | 06/01/2024 17:22 | WG2296678 |
| Naphthalene | ND | | 0.500 | 100 | 06/01/2024 17:22 | WG2296678 |
| n-Propylbenzene | ND | | 0.100 | 100 | 06/01/2024 17:22 | WG2296678 |
| Styrene | ND | | 0.100 | 100 | 06/01/2024 17:22 | WG2296678 |
| 1,1,1,2-Tetrachloroethane | ND | | 0.100 | 100 | 06/01/2024 17:22 | WG2296678 |
| 1,1,2,2-Tetrachloroethane | ND | | 0.100 | 100 | 06/01/2024 17:22 | WG2296678 |
| 1,1,2-Trichlorotrifluoroethane | ND | | 0.100 | 100 | 06/01/2024 17:22 | WG2296678 |
| Tetrachloroethene | ND | | 0.100 | 100 | 06/01/2024 17:22 | WG2296678 |
| Toluene | ND | | 0.100 | 100 | 06/01/2024 17:22 | WG2296678 |
| 1,2,4-Trichlorobenzene | ND | | 0.100 | 100 | 06/01/2024 17:22 | WG2296678 |
| 1,1,1-Trichloroethane | ND | | 0.100 | 100 | 06/01/2024 17:22 | WG2296678 |
| 1,1,2-Trichloroethane | ND | | 0.100 | 100 | 06/01/2024 17:22 | WG2296678 |
| Trichloroethene | ND | | 0.100 | 100 | 06/01/2024 17:22 | WG2296678 |
| Trichlorofluoromethane | ND | | 0.500 | 100 | 06/01/2024 17:22 | WG2296678 |
| 1,2,3-Trichloropropane | ND | | 0.250 | 100 | 06/01/2024 17:22 | WG2296678 |
| 1,2,4-Trimethylbenzene | ND | | 0.100 | 100 | 06/01/2024 17:22 | WG2296678 |
| 1,3,5-Trimethylbenzene | ND | | 0.100 | 100 | 06/01/2024 17:22 | WG2296678 |
| Vinyl acetate | ND | | 1.00 | 100 | 06/01/2024 17:22 | WG2296678 |
| Vinyl chloride | ND | | 0.100 | 100 | 06/01/2024 17:22 | WG2296678 |
| Xylenes, Total | ND | | 0.300 | 100 | 06/01/2024 17:22 | WG2296678 |
| Di-isopropyl ether | ND | | 0.100 | 100 | 06/01/2024 17:22 | WG2296678 |
| Ethanol | ND | R7 | 10.0 | 100 | 06/01/2024 17:22 | WG2296678 |
| Ethyl tert-butyl ether | ND | | 0.100 | 100 | 06/01/2024 17:22 | WG2296678 |
| Methyl tert-butyl ether | 0.174 | | 0.100 | 100 | 06/01/2024 17:22 | WG2296678 |
| tert-Butyl alcohol | 19.1 | | 0.500 | 100 | 06/01/2024 17:22 | WG2296678 |
| tert-Amyl Methyl Ether | ND | | 0.100 | 100 | 06/01/2024 17:22 | WG2296678 |
| *(S) Toluene-d8* | *104* | | *80.0-120* | | *06/01/2024 17:22* | WG2296678 |
| *(S) 4-Bromofluorobenzene* | *98.7* | | *77.0-126* | | *06/01/2024 17:22* | WG2296678 |
| *(S) 1,2-Dichloroethane-d4* | *94.5* | | *70.0-130* | | *06/01/2024 17:22* | WG2296678 |

1 Cp
2 Tc
3 Ss
4 Cn
5 Sr
6 Qc
7 Is
8 Gl
9 Al
10 Sc

## Volatile Organic Compounds (GC/MS) by Method 8260B

| Analyte | Result mg/l | Qualifier | RDL mg/l | Dilution | Analysis date / time | Batch |
|---|---|---|---|---|---|---|
| Acetone | ND | | 0.0500 | 1 | 06/01/2024 11:30 | WG2296678 |
| Acrylonitrile | ND | R7 | 0.0100 | 1 | 06/01/2024 11:30 | WG2296678 |
| Benzene | ND | | 0.00100 | 1 | 06/01/2024 11:30 | WG2296678 |
| Bromobenzene | ND | | 0.00100 | 1 | 06/01/2024 11:30 | WG2296678 |
| Bromochloromethane | ND | | 0.00100 | 1 | 06/01/2024 11:30 | WG2296678 |
| Bromodichloromethane | ND | | 0.00100 | 1 | 06/01/2024 11:30 | WG2296678 |
| Bromoform | ND | | 0.00100 | 1 | 06/01/2024 11:30 | WG2296678 |
| Bromomethane | ND | | 0.00500 | 1 | 06/01/2024 11:30 | WG2296678 |
| n-Butylbenzene | ND | | 0.00100 | 1 | 06/01/2024 11:30 | WG2296678 |
| sec-Butylbenzene | ND | | 0.00100 | 1 | 06/01/2024 11:30 | WG2296678 |
| tert-Butylbenzene | ND | | 0.00100 | 1 | 06/01/2024 11:30 | WG2296678 |
| Carbon tetrachloride | ND | | 0.00100 | 1 | 06/01/2024 11:30 | WG2296678 |
| Carbon disulfide | ND | | 0.00100 | 1 | 06/01/2024 11:30 | WG2296678 |
| Chlorobenzene | ND | | 0.00100 | 1 | 06/01/2024 11:30 | WG2296678 |
| Chlorodibromomethane | ND | | 0.00100 | 1 | 06/01/2024 11:30 | WG2296678 |
| Chloroethane | ND | | 0.00500 | 1 | 06/01/2024 11:30 | WG2296678 |
| Chloroform | ND | | 0.00500 | 1 | 06/01/2024 11:30 | WG2296678 |
| Chloromethane | ND | | 0.00250 | 1 | 06/01/2024 11:30 | WG2296678 |
| 1,2-Dibromo-3-Chloropropane | ND | | 0.00500 | 1 | 06/01/2024 11:30 | WG2296678 |
| 1,2-Dibromoethane | ND | | 0.00100 | 1 | 06/01/2024 11:30 | WG2296678 |
| Dibromomethane | ND | | 0.00100 | 1 | 06/01/2024 11:30 | WG2296678 |
| 1,2-Dichlorobenzene | ND | | 0.00100 | 1 | 06/01/2024 11:30 | WG2296678 |
| 1,3-Dichlorobenzene | ND | | 0.00100 | 1 | 06/01/2024 11:30 | WG2296678 |
| 1,4-Dichlorobenzene | ND | | 0.00100 | 1 | 06/01/2024 11:30 | WG2296678 |
| trans-1,4-Dichloro-2-butene | ND | | 0.00250 | 1 | 06/01/2024 11:30 | WG2296678 |
| Dichlorodifluoromethane | ND | | 0.00500 | 1 | 06/01/2024 11:30 | WG2296678 |
| 1,1-Dichloroethane | ND | | 0.00100 | 1 | 06/01/2024 11:30 | WG2296678 |
| 1,2-Dichloroethane | ND | | 0.00100 | 1 | 06/01/2024 11:30 | WG2296678 |
| 1,1-Dichloroethene | ND | | 0.00100 | 1 | 06/01/2024 11:30 | WG2296678 |
| cis-1,2-Dichloroethene | ND | | 0.00100 | 1 | 06/01/2024 11:30 | WG2296678 |
| trans-1,2-Dichloroethene | ND | | 0.00100 | 1 | 06/01/2024 11:30 | WG2296678 |
| 1,2-Dichloropropane | ND | | 0.00100 | 1 | 06/01/2024 11:30 | WG2296678 |
| cis-1,3-Dichloropropene | ND | | 0.00100 | 1 | 06/01/2024 11:30 | WG2296678 |
| trans-1,3-Dichloropropene | ND | | 0.00100 | 1 | 06/01/2024 11:30 | WG2296678 |
| Ethylbenzene | ND | | 0.00100 | 1 | 06/01/2024 11:30 | WG2296678 |
| Hexachloro-1,3-butadiene | ND | | 0.00100 | 1 | 06/01/2024 11:30 | WG2296678 |
| 2-Hexanone | ND | | 0.0100 | 1 | 06/01/2024 11:30 | WG2296678 |
| 2-Butanone (MEK) | ND | | 0.0100 | 1 | 06/01/2024 11:30 | WG2296678 |
| Iodomethane | ND | | 0.0100 | 1 | 06/01/2024 11:30 | WG2296678 |
| Methylene Chloride | ND | | 0.00500 | 1 | 06/01/2024 11:30 | WG2296678 |
| 4-Methyl-2-pentanone (MIBK) | ND | | 0.0100 | 1 | 06/01/2024 11:30 | WG2296678 |
| Naphthalene | ND | | 0.00500 | 1 | 06/01/2024 11:30 | WG2296678 |
| n-Propylbenzene | ND | | 0.00100 | 1 | 06/01/2024 11:30 | WG2296678 |
| Styrene | ND | | 0.00100 | 1 | 06/01/2024 11:30 | WG2296678 |
| 1,1,1,2-Tetrachloroethane | ND | | 0.00100 | 1 | 06/01/2024 11:30 | WG2296678 |
| 1,1,2,2-Tetrachloroethane | ND | | 0.00100 | 1 | 06/01/2024 11:30 | WG2296678 |
| 1,1,2-Trichlorotrifluoroethane | ND | | 0.00100 | 1 | 06/01/2024 11:30 | WG2296678 |
| Tetrachloroethene | ND | | 0.00100 | 1 | 06/01/2024 11:30 | WG2296678 |
| Toluene | ND | | 0.00100 | 1 | 06/01/2024 11:30 | WG2296678 |
| 1,2,4-Trichlorobenzene | ND | | 0.00100 | 1 | 06/01/2024 11:30 | WG2296678 |
| 1,1,1-Trichloroethane | ND | | 0.00100 | 1 | 06/01/2024 11:30 | WG2296678 |
| 1,1,2-Trichloroethane | ND | | 0.00100 | 1 | 06/01/2024 11:30 | WG2296678 |
| Trichloroethene | ND | | 0.00100 | 1 | 06/01/2024 11:30 | WG2296678 |
| Trichlorofluoromethane | ND | | 0.00500 | 1 | 06/01/2024 11:30 | WG2296678 |
| 1,2,3-Trichloropropane | ND | | 0.00250 | 1 | 06/01/2024 11:30 | WG2296678 |
| 1,2,4-Trimethylbenzene | ND | | 0.00100 | 1 | 06/01/2024 11:30 | WG2296678 |

## Volatile Organic Compounds (GC/MS) by Method 8260B

| Analyte | Result mg/l | Qualifier | RDL mg/l | Dilution | Analysis date / time | Batch |
|---|---|---|---|---|---|---|
| 1,3,5-Trimethylbenzene | ND | | 0.00100 | 1 | 06/01/2024 11:30 | WG2296678 |
| Vinyl acetate | ND | | 0.0100 | 1 | 06/01/2024 11:30 | WG2296678 |
| Vinyl chloride | ND | | 0.00100 | 1 | 06/01/2024 11:30 | WG2296678 |
| Xylenes, Total | ND | | 0.00300 | 1 | 06/01/2024 11:30 | WG2296678 |
| Di-isopropyl ether | ND | | 0.00100 | 1 | 06/01/2024 11:30 | WG2296678 |
| Ethanol | ND | R7 | 0.100 | 1 | 06/01/2024 11:30 | WG2296678 |
| Ethyl tert-butyl ether | ND | | 0.00100 | 1 | 06/01/2024 11:30 | WG2296678 |
| Methyl tert-butyl ether | ND | | 0.00100 | 1 | 06/01/2024 11:30 | WG2296678 |
| tert-Butyl alcohol | ND | | 0.00500 | 1 | 06/01/2024 11:30 | WG2296678 |
| tert-Amyl Methyl Ether | ND | | 0.00100 | 1 | 06/01/2024 11:30 | WG2296678 |
| *(S) Toluene-d8* | *101* | | *80.0-120* | | *06/01/2024 11:30* | WG2296678 |
| *(S) 4-Bromofluorobenzene* | *103* | | *77.0-126* | | *06/01/2024 11:30* | WG2296678 |
| *(S) 1,2-Dichloroethane-d4* | *95.6* | | *70.0-130* | | *06/01/2024 11:30* | WG2296678 |

## Volatile Organic Compounds (GC/MS) by Method 8260B

| Analyte | Result mg/l | Qualifier | RDL mg/l | Dilution | Analysis date / time | Batch |
|---|---|---|---|---|---|---|
| Acetone | ND | | 0.0500 | 1 | 06/01/2024 11:49 | WG2296678 |
| Acrylonitrile | ND | R7 | 0.0100 | 1 | 06/01/2024 11:49 | WG2296678 |
| Benzene | ND | | 0.00100 | 1 | 06/01/2024 11:49 | WG2296678 |
| Bromobenzene | ND | | 0.00100 | 1 | 06/01/2024 11:49 | WG2296678 |
| Bromochloromethane | ND | | 0.00100 | 1 | 06/01/2024 11:49 | WG2296678 |
| Bromodichloromethane | ND | | 0.00100 | 1 | 06/01/2024 11:49 | WG2296678 |
| Bromoform | ND | | 0.00100 | 1 | 06/01/2024 11:49 | WG2296678 |
| Bromomethane | ND | | 0.00500 | 1 | 06/01/2024 11:49 | WG2296678 |
| n-Butylbenzene | ND | | 0.00100 | 1 | 06/01/2024 11:49 | WG2296678 |
| sec-Butylbenzene | ND | | 0.00100 | 1 | 06/01/2024 11:49 | WG2296678 |
| tert-Butylbenzene | ND | | 0.00100 | 1 | 06/01/2024 11:49 | WG2296678 |
| Carbon tetrachloride | ND | | 0.00100 | 1 | 06/01/2024 11:49 | WG2296678 |
| Carbon disulfide | ND | | 0.00100 | 1 | 06/01/2024 11:49 | WG2296678 |
| Chlorobenzene | ND | | 0.00100 | 1 | 06/01/2024 11:49 | WG2296678 |
| Chlorodibromomethane | ND | | 0.00100 | 1 | 06/01/2024 11:49 | WG2296678 |
| Chloroethane | ND | | 0.00500 | 1 | 06/01/2024 11:49 | WG2296678 |
| Chloroform | ND | | 0.00500 | 1 | 06/01/2024 11:49 | WG2296678 |
| Chloromethane | ND | | 0.00250 | 1 | 06/01/2024 11:49 | WG2296678 |
| 1,2-Dibromo-3-Chloropropane | ND | | 0.00500 | 1 | 06/01/2024 11:49 | WG2296678 |
| 1,2-Dibromoethane | ND | | 0.00100 | 1 | 06/01/2024 11:49 | WG2296678 |
| Dibromomethane | ND | | 0.00100 | 1 | 06/01/2024 11:49 | WG2296678 |
| 1,2-Dichlorobenzene | ND | | 0.00100 | 1 | 06/01/2024 11:49 | WG2296678 |
| 1,3-Dichlorobenzene | ND | | 0.00100 | 1 | 06/01/2024 11:49 | WG2296678 |
| 1,4-Dichlorobenzene | ND | | 0.00100 | 1 | 06/01/2024 11:49 | WG2296678 |
| trans-1,4-Dichloro-2-butene | ND | | 0.00250 | 1 | 06/01/2024 11:49 | WG2296678 |
| Dichlorodifluoromethane | ND | | 0.00500 | 1 | 06/01/2024 11:49 | WG2296678 |
| 1,1-Dichloroethane | ND | | 0.00100 | 1 | 06/01/2024 11:49 | WG2296678 |
| 1,2-Dichloroethane | ND | | 0.00100 | 1 | 06/01/2024 11:49 | WG2296678 |
| 1,1-Dichloroethene | ND | | 0.00100 | 1 | 06/01/2024 11:49 | WG2296678 |
| cis-1,2-Dichloroethene | ND | | 0.00100 | 1 | 06/01/2024 11:49 | WG2296678 |
| trans-1,2-Dichloroethene | ND | | 0.00100 | 1 | 06/01/2024 11:49 | WG2296678 |
| 1,2-Dichloropropane | ND | | 0.00100 | 1 | 06/01/2024 11:49 | WG2296678 |
| cis-1,3-Dichloropropene | ND | | 0.00100 | 1 | 06/01/2024 11:49 | WG2296678 |
| trans-1,3-Dichloropropene | ND | | 0.00100 | 1 | 06/01/2024 11:49 | WG2296678 |
| Ethylbenzene | ND | | 0.00100 | 1 | 06/01/2024 11:49 | WG2296678 |
| Hexachloro-1,3-butadiene | ND | | 0.00100 | 1 | 06/01/2024 11:49 | WG2296678 |
| 2-Hexanone | ND | | 0.0100 | 1 | 06/01/2024 11:49 | WG2296678 |
| 2-Butanone (MEK) | ND | | 0.0100 | 1 | 06/01/2024 11:49 | WG2296678 |
| Iodomethane | ND | | 0.0100 | 1 | 06/01/2024 11:49 | WG2296678 |
| Methylene Chloride | ND | | 0.00500 | 1 | 06/01/2024 11:49 | WG2296678 |
| 4-Methyl-2-pentanone (MIBK) | ND | | 0.0100 | 1 | 06/01/2024 11:49 | WG2296678 |
| Naphthalene | ND | | 0.00500 | 1 | 06/01/2024 11:49 | WG2296678 |
| n-Propylbenzene | ND | | 0.00100 | 1 | 06/01/2024 11:49 | WG2296678 |
| Styrene | ND | | 0.00100 | 1 | 06/01/2024 11:49 | WG2296678 |
| 1,1,1,2-Tetrachloroethane | ND | | 0.00100 | 1 | 06/01/2024 11:49 | WG2296678 |
| 1,1,2,2-Tetrachloroethane | ND | | 0.00100 | 1 | 06/01/2024 11:49 | WG2296678 |
| 1,1,2-Trichlorotrifluoroethane | ND | | 0.00100 | 1 | 06/01/2024 11:49 | WG2296678 |
| Tetrachloroethene | ND | | 0.00100 | 1 | 06/01/2024 11:49 | WG2296678 |
| Toluene | ND | | 0.00100 | 1 | 06/01/2024 11:49 | WG2296678 |
| 1,2,4-Trichlorobenzene | ND | | 0.00100 | 1 | 06/01/2024 11:49 | WG2296678 |
| 1,1,1-Trichloroethane | ND | | 0.00100 | 1 | 06/01/2024 11:49 | WG2296678 |
| 1,1,2-Trichloroethane | ND | | 0.00100 | 1 | 06/01/2024 11:49 | WG2296678 |
| Trichloroethene | ND | | 0.00100 | 1 | 06/01/2024 11:49 | WG2296678 |
| Trichlorofluoromethane | ND | | 0.00500 | 1 | 06/01/2024 11:49 | WG2296678 |
| 1,2,3-Trichloropropane | ND | | 0.00250 | 1 | 06/01/2024 11:49 | WG2296678 |
| 1,2,4-Trimethylbenzene | ND | | 0.00100 | 1 | 06/01/2024 11:49 | WG2296678 |

## Volatile Organic Compounds (GC/MS) by Method 8260B

| Analyte | Result mg/l | Qualifier | RDL mg/l | Dilution | Analysis date / time | Batch |
|---|---|---|---|---|---|---|
| 1,3,5-Trimethylbenzene | ND | | 0.00100 | 1 | 06/01/2024 11:49 | WG2296678 |
| Vinyl acetate | ND | | 0.0100 | 1 | 06/01/2024 11:49 | WG2296678 |
| Vinyl chloride | ND | | 0.00100 | 1 | 06/01/2024 11:49 | WG2296678 |
| Xylenes, Total | ND | | 0.00300 | 1 | 06/01/2024 11:49 | WG2296678 |
| Di-isopropyl ether | ND | | 0.00100 | 1 | 06/01/2024 11:49 | WG2296678 |
| Ethanol | ND | R7 | 0.100 | 1 | 06/01/2024 11:49 | WG2296678 |
| Ethyl tert-butyl ether | ND | | 0.00100 | 1 | 06/01/2024 11:49 | WG2296678 |
| Methyl tert-butyl ether | ND | | 0.00100 | 1 | 06/01/2024 11:49 | WG2296678 |
| tert-Butyl alcohol | ND | | 0.00500 | 1 | 06/01/2024 11:49 | WG2296678 |
| tert-Amyl Methyl Ether | ND | | 0.00100 | 1 | 06/01/2024 11:49 | WG2296678 |
| *(S) Toluene-d8* | *100* | | *80.0-120* | | *06/01/2024 11:49* | WG2296678 |
| *(S) 4-Bromofluorobenzene* | *102* | | *77.0-126* | | *06/01/2024 11:49* | WG2296678 |
| *(S) 1,2-Dichloroethane-d4* | *95.6* | | *70.0-130* | | *06/01/2024 11:49* | WG2296678 |

## Method Blank (MB)

(MB) R4076310-1 05/30/24 09:58

| Analyte | MB Result mg/l | MB Qualifier | MB MDL mg/l | MB RDL mg/l |
|---|---|---|---|---|
| Dissolved Solids | U | | 10.0 | 10.0 |

## L1738789-02 Original Sample (OS) • Duplicate (DUP)

(OS) L1738789-02 05/30/24 09:58 • (DUP) R4076310-3 05/30/24 09:58

| Analyte | Original Result mg/l | DUP Result mg/l | Dilution | DUP RPD % | DUP Qualifier | DUP RPD Limits % |
|---|---|---|---|---|---|---|
| Dissolved Solids | 411 | 437 | 1 | 6.13 | | 10 |

## L1739078-01 Original Sample (OS) • Duplicate (DUP)

(OS) L1739078-01 05/30/24 09:58 • (DUP) R4076310-4 05/30/24 09:58

| Analyte | Original Result mg/l | DUP Result mg/l | Dilution | DUP RPD % | DUP Qualifier | DUP RPD Limits % |
|---|---|---|---|---|---|---|
| Dissolved Solids | 563 | 592 | 1 | 5.02 | | 10 |

## Laboratory Control Sample (LCS)

(LCS) R4076310-2 05/30/24 09:58

| Analyte | Spike Amount mg/l | LCS Result mg/l | LCS Rec. % | Rec. Limits % | LCS Qualifier |
|---|---|---|---|---|---|
| Dissolved Solids | 8800 | 8440 | 95.9 | 85.0-115 | |

## Method Blank (MB)

(MB) R4078707-1 06/04/24 17:56

| Analyte | MB Result mg/l | MB Qualifier | MB MDL mg/l | MB RDL mg/l |
|---|---|---|---|---|
| Nitrate | U | | 0.0480 | 0.100 |
| Nitrite | U | | 0.0420 | 0.100 |

## L1740101-21 Original Sample (OS) • Duplicate (DUP)

(OS) L1740101-21 06/04/24 21:48 • (DUP) R4078707-3 06/04/24 22:01

| Analyte | Original Result mg/l | DUP Result mg/l | Dilution | DUP RPD % | DUP Qualifier | DUP RPD Limits % |
|---|---|---|---|---|---|---|
| Nitrate | 12.4 | 12.5 | 10 | 0.287 | | 15 |
| Nitrite | ND | ND | 10 | 0.000 | | 15 |

Sample Narrative:

OS: dilution due to high CL/SO4

## L1740124-01 Original Sample (OS) • Duplicate (DUP)

(OS) L1740124-01 06/05/24 02:04 • (DUP) R4078707-6 06/05/24 02:17

| Analyte | Original Result mg/l | DUP Result mg/l | Dilution | DUP RPD % | DUP Qualifier | DUP RPD Limits % |
|---|---|---|---|---|---|---|
| Nitrate | 4.19 | 4.23 | 1 | 0.951 | | 15 |
| Nitrite | ND | ND | 1 | 0.000 | | 15 |

## Laboratory Control Sample (LCS)

(LCS) R4078707-2 06/04/24 18:09

| Analyte | Spike Amount mg/l | LCS Result mg/l | LCS Rec. % | Rec. Limits % | LCS Qualifier |
|---|---|---|---|---|---|
| Nitrate | 8.00 | 8.02 | 100 | 80.0-120 | |
| Nitrite | 8.00 | 8.31 | 104 | 80.0-120 | |

## L1740101-21 Original Sample (OS) • Matrix Spike (MS) • Matrix Spike Duplicate (MSD)

(OS) L1740101-21 06/04/24 21:48 • (MS) R4078707-4 06/04/24 22:14 • (MSD) R4078707-5 06/04/24 22:27

| Analyte | Spike Amount mg/l | Original Result mg/l | MS Result mg/l | MSD Result mg/l | MS Rec. % | MSD Rec. % | Dilution | Rec. Limits % | MS Qualifier | MSD Qualifier | RPD % | RPD Limits % |
|---|---|---|---|---|---|---|---|---|---|---|---|---|
| Nitrate | 8.00 | 12.4 | 17.2 | 17.1 | 59.2 | 58.6 | 10 | 80.0-120 | M2 | M2 | 0.268 | 15 |
| Nitrite | 8.00 | ND | 6.00 | 6.03 | 75.0 | 75.4 | 10 | 80.0-120 | M2 | M2 | 0.565 | 15 |

## L1740101-21 Original Sample (OS) • Matrix Spike (MS) • Matrix Spike Duplicate (MSD)

(OS) L1740101-21 06/04/24 21:48 • (MS) R4078707-4 06/04/24 22:14 • (MSD) R4078707-5 06/04/24 22:27

| Analyte | Spike Amount mg/l | Original Result mg/l | MS Result mg/l | MSD Result mg/l | MS Rec. % | MSD Rec. % | Dilution | Rec. Limits % | MS Qualifier | MSD Qualifier | RPD % | RPD Limits % |
|---|---|---|---|---|---|---|---|---|---|---|---|---|

Sample Narrative:

OS: dilution due to high CL/SO4

MS: spike failed due to sample matrix

MSD: spike failed due to sample matrix

## L1740124-01 Original Sample (OS) • Matrix Spike (MS)

(OS) L1740124-01 06/05/24 02:04 • (MS) R4078707-7 06/05/24 02:30

| Analyte | Spike Amount mg/l | Original Result mg/l | MS Result mg/l | MS Rec. % | Dilution | Rec. Limits % | MS Qualifier |
|---|---|---|---|---|---|---|---|
| Nitrate | 8.00 | 4.19 | 12.1 | 98.6 | 1 | 80.0-120 | |
| Nitrite | 8.00 | ND | 7.99 | 99.9 | 1 | 80.0-120 | |

Sample Narrative:

MS: Cl spike failed due to sample matrix

## Method Blank (MB)

(MB) R4077035-1 05/24/24 23:54

| Analyte | MB Result mg/l | MB Qualifier | MB MDL mg/l | MB RDL mg/l |
|---|---|---|---|---|
| Nitrate | U | | 0.0480 | 0.100 |
| Nitrite | U | | 0.0420 | 0.100 |
| Sulfate | U | | 0.594 | 5.00 |

## L1740124-02 Original Sample (OS) • Duplicate (DUP)

(OS) L1740124-02 05/25/24 00:26 • (DUP) R4077035-3 05/25/24 00:42

| Analyte | Original Result mg/l | DUP Result mg/l | Dilution | DUP RPD % | DUP Qualifier | DUP RPD Limits % |
|---|---|---|---|---|---|---|
| Nitrate | ND | ND | 1 | 0.000 | | 15 |
| Nitrite | ND | ND | 1 | 0.000 | | 15 |
| Sulfate | 91.8 | 91.8 | 1 | 0.00414 | | 15 |

## Laboratory Control Sample (LCS)

(LCS) R4077035-2 05/25/24 00:10

| Analyte | Spike Amount mg/l | LCS Result mg/l | LCS Rec. % | Rec. Limits % | LCS Qualifier |
|---|---|---|---|---|---|
| Nitrate | 8.00 | 7.78 | 97.2 | 80.0-120 | |
| Nitrite | 8.00 | 7.52 | 94.0 | 80.0-120 | |
| Sulfate | 40.0 | 39.8 | 99.4 | 80.0-120 | |

## L1740124-02 Original Sample (OS) • Matrix Spike (MS) • Matrix Spike Duplicate (MSD)

(OS) L1740124-02 05/25/24 00:26 • (MS) R4077035-4 05/25/24 00:58 • (MSD) R4077035-5 05/25/24 01:14

| Analyte | Spike Amount mg/l | Original Result mg/l | MS Result mg/l | MSD Result mg/l | MS Rec. % | MSD Rec. % | Dilution | Rec. Limits % | MS Qualifier | MSD Qualifier | RPD % | RPD Limits % |
|---|---|---|---|---|---|---|---|---|---|---|---|---|
| Nitrate | 8.00 | ND | 8.42 | 8.41 | 105 | 105 | 1 | 80.0-120 | | | 0.0974 | 15 |
| Nitrite | 8.00 | ND | 7.68 | 7.69 | 96.0 | 96.2 | 1 | 80.0-120 | | | 0.144 | 15 |
| Sulfate | 40.0 | 91.8 | 114 | 114 | 54.7 | 54.8 | 1 | 80.0-120 | M2 | M2 | 0.0309 | 15 |

**Sample Narrative:**

MS: SO4 spike failed due to sample matrix

MSD: SO4 spike failed due to sample matrix

## Method Blank (MB)

(MB) R4080499-1 06/09/24 21:18

| Analyte | MB Result mg/l | MB Qualifier | MB MDL mg/l | MB RDL mg/l |
|---|---|---|---|---|
| Sulfate | U | | 0.594 | 5.00 |

## L1737677-08 Original Sample (OS) • Duplicate (DUP)

(OS) L1737677-08 06/10/24 02:16 • (DUP) R4080499-3 06/10/24 02:28

| Analyte | Original Result mg/l | DUP Result mg/l | Dilution | DUP RPD % | DUP Qualifier | DUP RPD Limits % |
|---|---|---|---|---|---|---|
| Sulfate | 243 | 261 | 5 | 6.95 | | 15 |

## L1741419-01 Original Sample (OS) • Duplicate (DUP)

(OS) L1741419-01 06/10/24 04:21 • (DUP) R4080499-6 06/10/24 04:33

| Analyte | Original Result mg/l | DUP Result mg/l | Dilution | DUP RPD % | DUP Qualifier | DUP RPD Limits % |
|---|---|---|---|---|---|---|
| Sulfate | 1370 | 1350 | 10 | 1.49 | | 15 |

## Laboratory Control Sample (LCS)

(LCS) R4080499-2 06/09/24 21:30

| Analyte | Spike Amount mg/l | LCS Result mg/l | LCS Rec. % | Rec. Limits % | LCS Qualifier |
|---|---|---|---|---|---|
| Sulfate | 40.0 | 39.0 | 97.6 | 80.0-120 | |

## L1737677-08 Original Sample (OS) • Matrix Spike (MS) • Matrix Spike Duplicate (MSD)

(OS) L1737677-08 06/10/24 02:16 • (MS) R4080499-4 06/10/24 02:41 • (MSD) R4080499-5 06/10/24 02:53

| Analyte | Spike Amount mg/l | Original Result mg/l | MS Result mg/l | MSD Result mg/l | MS Rec. % | MSD Rec. % | Dilution | Rec. Limits % | MS Qualifier | MSD Qualifier | RPD % | RPD Limits % |
|---|---|---|---|---|---|---|---|---|---|---|---|---|
| Sulfate | 40.0 | 243 | 236 | 238 | 0.000 | 0.000 | 5 | 80.0-120 | M3 | M3 | 0.723 | 15 |

Sample Narrative:

MS: SO4 spike failed due to high parent hit

MSD: SO4 spike failed due to high parent hit

## L1741419-01 Original Sample (OS) • Matrix Spike (MS)

(OS) L1741419-01 06/10/24 04:21 • (MS) R4080499-7 06/10/24 04:46

| Analyte | Spike Amount mg/l | Original Result mg/l | MS Result mg/l | MS Rec. % | Dilution | Rec. Limits % | MS Qualifier |
|---|---|---|---|---|---|---|---|
| Sulfate | 40.0 | 1370 | 1070 | 0.000 | 10 | 80.0-120 | M3 |

**Sample Narrative:**

MS: spike failed due to sample matrix

## Method Blank (MB)

(MB) R4076730-1 06/03/24 16:20

| Analyte | MB Result mg/l | MB Qualifier | MB MDL mg/l | MB RDL mg/l |
|---|---|---|---|---|
| Iron | U | | 0.0180 | 0.100 |

## Laboratory Control Sample (LCS)

(LCS) R4076730-2 06/03/24 16:23

| Analyte | Spike Amount mg/l | LCS Result mg/l | LCS Rec. % | Rec. Limits % | LCS Qualifier |
|---|---|---|---|---|---|
| Iron | 10.0 | 9.60 | 96.0 | 80.0-120 | |

## L1740124-02 Original Sample (OS) • Matrix Spike (MS) • Matrix Spike Duplicate (MSD)

(OS) L1740124-02 06/03/24 16:26 • (MS) R4076730-4 06/03/24 16:33 • (MSD) R4076730-5 06/03/24 16:36

| Analyte | Spike Amount mg/l | Original Result mg/l | MS Result mg/l | MSD Result mg/l | MS Rec. % | MSD Rec. % | Dilution | Rec. Limits % | MS Qualifier | MSD Qualifier | RPD % | RPD Limits % |
|---|---|---|---|---|---|---|---|---|---|---|---|---|
| Iron | 10.0 | 12.9 | 22.2 | 24.0 | 92.7 | 111 | 1 | 75.0-125 | | | 7.81 | 20 |

## L1740132-01 Original Sample (OS) • Matrix Spike (MS) • Matrix Spike Duplicate (MSD)

(OS) L1740132-01 06/03/24 16:39 • (MS) R4076730-6 06/03/24 16:42 • (MSD) R4076730-7 06/03/24 16:45

| Analyte | Spike Amount mg/l | Original Result mg/l | MS Result mg/l | MSD Result mg/l | MS Rec. % | MSD Rec. % | Dilution | Rec. Limits % | MS Qualifier | MSD Qualifier | RPD % | RPD Limits % |
|---|---|---|---|---|---|---|---|---|---|---|---|---|
| Iron | 10.0 | ND | 10.2 | 10.1 | 101 | 100 | 1 | 75.0-125 | | | 0.653 | 20 |

## Method Blank (MB)

(MB) R4076116-2 06/01/24 11:20

| Analyte | MB Result mg/l | MB Qualifier | MB MDL mg/l | MB RDL mg/l |
|---|---|---|---|---|
| Methane | U | | 0.00291 | 0.0100 |
| Ethane | U | | 0.00407 | 0.0130 |
| Ethene | U | | 0.00426 | 0.0130 |

## L1739505-05 Original Sample (OS) • Duplicate (DUP)

(OS) L1739505-05 06/01/24 11:22 • (DUP) R4076116-3 06/01/24 12:29

| Analyte | Original Result mg/l | DUP Result mg/l | Dilution | DUP RPD % | DUP Qualifier | DUP RPD Limits % |
|---|---|---|---|---|---|---|
| Methane | ND | ND | 1 | 0.000 | | 20 |
| Ethane | ND | ND | 1 | 0.000 | | 20 |
| Ethene | ND | ND | 1 | 0.000 | | 20 |

## L1740144-05 Original Sample (OS) • Duplicate (DUP)

(OS) L1740144-05 06/01/24 12:52 • (DUP) R4076116-4 06/01/24 14:06

| Analyte | Original Result mg/l | DUP Result mg/l | Dilution | DUP RPD % | DUP Qualifier | DUP RPD Limits % |
|---|---|---|---|---|---|---|
| Methane | ND | ND | 1 | 0.000 | | 20 |
| Ethane | ND | ND | 1 | 0.000 | | 20 |
| Ethene | ND | ND | 1 | 0.000 | | 20 |

## Laboratory Control Sample (LCS) • Laboratory Control Sample Duplicate (LCSD)

(LCS) R4076116-1 06/01/24 11:17 • (LCSD) R4076116-7 06/01/24 14:14

| Analyte | Spike Amount mg/l | LCS Result mg/l | LCSD Result mg/l | LCS Rec. % | LCSD Rec. % | Rec. Limits % | LCS Qualifier | LCSD Qualifier | RPD % | RPD Limits % |
|---|---|---|---|---|---|---|---|---|---|---|
| Methane | 0.0678 | 0.0778 | 0.0760 | 115 | 112 | 85.0-115 | | | 2.34 | 20 |
| Ethane | 0.129 | 0.121 | 0.119 | 93.8 | 92.2 | 85.0-115 | | | 1.67 | 20 |
| Ethene | 0.127 | 0.122 | 0.118 | 96.1 | 92.9 | 85.0-115 | | | 3.33 | 20 |

## L1740124-02 Original Sample (OS) • Matrix Spike (MS) • Matrix Spike Duplicate (MSD)

(OS) L1740124-02 06/01/24 11:39 • (MS) R4076116-5 06/01/24 14:08 • (MSD) R4076116-6 06/01/24 14:11

| Analyte | Spike Amount mg/l | Original Result mg/l | MS Result mg/l | MSD Result mg/l | MS Rec. % | MSD Rec. % | Dilution | Rec. Limits % | MS Qualifier | MSD Qualifier | RPD % | RPD Limits % |
|---|---|---|---|---|---|---|---|---|---|---|---|---|
| Methane | 0.0678 | 0.843 | 1.04 | 1.03 | 291 | 276 | 1 | 50.0-150 | M3 | M3 | 0.966 | 20 |
| Ethane | 0.129 | ND | 0.106 | 0.119 | 82.2 | 92.2 | 1 | 50.0-150 | | | 11.6 | 20 |
| Ethene | 0.127 | ND | 0.102 | 0.115 | 80.3 | 90.6 | 1 | 50.0-150 | | | 12.0 | 20 |

## Method Blank (MB)

(MB) R4076313-3 06/01/24 09:15

| Analyte | MB Result mg/l | MB Qualifier | MB MDL mg/l | MB RDL mg/l |
|---|---|---|---|---|
| Acetone | U | | 0.0113 | 0.0500 |
| Acrylonitrile | U | | 0.000671 | 0.0100 |
| Benzene | U | | 0.0000941 | 0.00100 |
| Bromobenzene | U | | 0.000118 | 0.00100 |
| Bromochloromethane | U | | 0.000128 | 0.00100 |
| Bromodichloromethane | U | | 0.000136 | 0.00100 |
| Bromoform | U | | 0.000129 | 0.00100 |
| Bromomethane | U | | 0.000605 | 0.00500 |
| n-Butylbenzene | U | | 0.000157 | 0.00100 |
| sec-Butylbenzene | U | | 0.000125 | 0.00100 |
| tert-Butylbenzene | U | | 0.000127 | 0.00100 |
| Carbon tetrachloride | U | | 0.000128 | 0.00100 |
| Carbon disulfide | U | | 0.0000962 | 0.00100 |
| Chlorobenzene | U | | 0.000116 | 0.00100 |
| Chlorodibromomethane | U | | 0.000140 | 0.00100 |
| Chloroethane | U | | 0.000192 | 0.00500 |
| Chloroform | U | | 0.000111 | 0.00500 |
| Chloromethane | U | | 0.000960 | 0.00250 |
| 1,2-Dibromo-3-Chloropropane | U | | 0.000276 | 0.00500 |
| 1,2-Dibromoethane | U | | 0.000126 | 0.00100 |
| Dibromomethane | U | | 0.000122 | 0.00100 |
| 1,2-Dichlorobenzene | U | | 0.000107 | 0.00100 |
| 1,3-Dichlorobenzene | U | | 0.000110 | 0.00100 |
| 1,4-Dichlorobenzene | U | | 0.000120 | 0.00100 |
| trans-1,4-Dichloro-2-butene | U | | 0.000467 | 0.00250 |
| Dichlorodifluoromethane | U | | 0.000374 | 0.00500 |
| 1,1-Dichloroethane | U | | 0.000100 | 0.00100 |
| 1,2-Dichloroethane | U | | 0.0000819 | 0.00100 |
| 1,1-Dichloroethene | U | | 0.000188 | 0.00100 |
| cis-1,2-Dichloroethene | U | | 0.000126 | 0.00100 |
| trans-1,2-Dichloroethene | U | | 0.000149 | 0.00100 |
| 1,2-Dichloropropane | U | | 0.000149 | 0.00100 |
| cis-1,3-Dichloropropene | U | | 0.000111 | 0.00100 |
| trans-1,3-Dichloropropene | U | | 0.000118 | 0.00100 |
| Ethylbenzene | U | | 0.000137 | 0.00100 |
| Hexachloro-1,3-butadiene | U | | 0.000337 | 0.00100 |
| 2-Hexanone | U | | 0.000787 | 0.0100 |
| 2-Butanone (MEK) | U | | 0.00119 | 0.0100 |
| Iodomethane | U | | 0.00600 | 0.0100 |
| Methylene Chloride | U | | 0.000430 | 0.00500 |

## Method Blank (MB)

(MB) R4076313-3 06/01/24 09:15

| Analyte | MB Result mg/l | MB Qualifier | MB MDL mg/l | MB RDL mg/l |
|---|---|---|---|---|
| 4-Methyl-2-pentanone (MIBK) | U | | 0.000478 | 0.0100 |
| Naphthalene | U | | 0.00100 | 0.00500 |
| n-Propylbenzene | U | | 0.0000993 | 0.00100 |
| Styrene | U | | 0.000118 | 0.00100 |
| 1,1,1,2-Tetrachloroethane | U | | 0.000147 | 0.00100 |
| 1,1,2,2-Tetrachloroethane | U | | 0.000133 | 0.00100 |
| 1,1,2-Trichlorotrifluoroethane | U | | 0.000180 | 0.00100 |
| Tetrachloroethene | U | | 0.000300 | 0.00100 |
| Toluene | U | | 0.000278 | 0.00100 |
| 1,2,4-Trichlorobenzene | U | | 0.000481 | 0.00100 |
| 1,1,1-Trichloroethane | U | | 0.000149 | 0.00100 |
| 1,1,2-Trichloroethane | U | | 0.000158 | 0.00100 |
| Trichloroethene | U | | 0.000190 | 0.00100 |
| Trichlorofluoromethane | U | | 0.000160 | 0.00500 |
| 1,2,3-Trichloropropane | U | | 0.000237 | 0.00250 |
| 1,2,4-Trimethylbenzene | U | | 0.000322 | 0.00100 |
| 1,3,5-Trimethylbenzene | U | | 0.000104 | 0.00100 |
| Vinyl acetate | U | | 0.000692 | 0.0100 |
| Vinyl chloride | U | | 0.000234 | 0.00100 |
| Xylenes, Total | U | | 0.000174 | 0.00300 |
| Di-isopropyl ether | U | | 0.000105 | 0.00100 |
| Ethanol | U | | 0.0420 | 0.100 |
| Ethyl tert-butyl ether | U | | 0.000101 | 0.00100 |
| Methyl tert-butyl ether | U | | 0.000101 | 0.00100 |
| tert-Butyl alcohol | U | | 0.00406 | 0.00500 |
| tert-Amyl Methyl Ether | U | | 0.000195 | 0.00100 |
| *(S) Toluene-d8* | *101* | | | *80.0-120* |
| *(S) 4-Bromofluorobenzene* | *98.1* | | | *77.0-126* |
| *(S) 1,2-Dichloroethane-d4* | *96.4* | | | *70.0-130* |

## Laboratory Control Sample (LCS) • Laboratory Control Sample Duplicate (LCSD)

(LCS) R4076313-1 06/01/24 08:15 • (LCSD) R4076313-2 06/01/24 08:35

| Analyte | Spike Amount mg/l | LCS Result mg/l | LCSD Result mg/l | LCS Rec. % | LCSD Rec. % | Rec. Limits % | LCS Qualifier | LCSD Qualifier | RPD % | RPD Limits % |
|---|---|---|---|---|---|---|---|---|---|---|
| Acetone | 0.0250 | 0.0212 | 0.0205 | 84.8 | 82.0 | 19.0-160 | | | 3.36 | 27 |
| Acrylonitrile | 0.0250 | 0.0250 | 0.0204 | 100 | 81.6 | 55.0-149 | | R7 | 20.3 | 20 |
| Benzene | 0.00500 | 0.00475 | 0.00447 | 95.0 | 89.4 | 70.0-123 | | | 6.07 | 20 |
| Bromobenzene | 0.00500 | 0.00456 | 0.00472 | 91.2 | 94.4 | 73.0-121 | | | 3.45 | 20 |

## Laboratory Control Sample (LCS) • Laboratory Control Sample Duplicate (LCSD)

(LCS) R4076313-1 06/01/24 08:15 • (LCSD) R4076313-2 06/01/24 08:35

| Analyte | Spike Amount mg/l | LCS Result mg/l | LCSD Result mg/l | LCS Rec. % | LCSD Rec. % | Rec. Limits % | LCS Qualifier | LCSD Qualifier | RPD % | RPD Limits % |
|---|---|---|---|---|---|---|---|---|---|---|
| Bromochloromethane | 0.00500 | 0.00472 | 0.00453 | 94.4 | 90.6 | 76.0-122 | | | 4.11 | 20 |
| Bromodichloromethane | 0.00500 | 0.00460 | 0.00458 | 92.0 | 91.6 | 75.0-120 | | | 0.436 | 20 |
| Bromoform | 0.00500 | 0.00436 | 0.00440 | 87.2 | 88.0 | 68.0-132 | | | 0.913 | 20 |
| Bromomethane | 0.00500 | 0.00486 | 0.00469 | 97.2 | 93.8 | 10.0-160 | | | 3.56 | 25 |
| n-Butylbenzene | 0.00500 | 0.00455 | 0.00510 | 91.0 | 102 | 73.0-125 | | | 11.4 | 20 |
| sec-Butylbenzene | 0.00500 | 0.00477 | 0.00470 | 95.4 | 94.0 | 75.0-125 | | | 1.48 | 20 |
| tert-Butylbenzene | 0.00500 | 0.00475 | 0.00532 | 95.0 | 106 | 76.0-124 | | | 11.3 | 20 |
| Carbon tetrachloride | 0.00500 | 0.00484 | 0.00482 | 96.8 | 96.4 | 68.0-126 | | | 0.414 | 20 |
| Carbon disulfide | 0.00500 | 0.00460 | 0.00458 | 92.0 | 91.6 | 61.0-128 | | | 0.436 | 20 |
| Chlorobenzene | 0.00500 | 0.00491 | 0.00474 | 98.2 | 94.8 | 80.0-121 | | | 3.52 | 20 |
| Chlorodibromomethane | 0.00500 | 0.00492 | 0.00471 | 98.4 | 94.2 | 77.0-125 | | | 4.36 | 20 |
| Chloroethane | 0.00500 | 0.00498 | 0.00490 | 99.6 | 98.0 | 47.0-150 | | | 1.62 | 20 |
| Chloroform | 0.00500 | 0.00470 | 0.00473 | 94.0 | 94.6 | 73.0-120 | | | 0.636 | 20 |
| Chloromethane | 0.00500 | 0.00516 | 0.00504 | 103 | 101 | 41.0-142 | | | 2.35 | 20 |
| 1,2-Dibromo-3-Chloropropane | 0.00500 | 0.00360 | 0.00368 | 72.0 | 73.6 | 58.0-134 | | | 2.20 | 20 |
| 1,2-Dibromoethane | 0.00500 | 0.00478 | 0.00464 | 95.6 | 92.8 | 80.0-122 | | | 2.97 | 20 |
| Dibromomethane | 0.00500 | 0.00495 | 0.00458 | 99.0 | 91.6 | 80.0-120 | | | 7.76 | 20 |
| 1,2-Dichlorobenzene | 0.00500 | 0.00467 | 0.00454 | 93.4 | 90.8 | 79.0-121 | | | 2.82 | 20 |
| 1,3-Dichlorobenzene | 0.00500 | 0.00482 | 0.00495 | 96.4 | 99.0 | 79.0-120 | | | 2.66 | 20 |
| 1,4-Dichlorobenzene | 0.00500 | 0.00457 | 0.00458 | 91.4 | 91.6 | 79.0-120 | | | 0.219 | 20 |
| trans-1,4-Dichloro-2-butene | 0.00500 | 0.00420 | 0.00433 | 84.0 | 86.6 | 33.0-144 | | | 3.05 | 20 |
| Dichlorodifluoromethane | 0.00500 | 0.00502 | 0.00472 | 100 | 94.4 | 51.0-149 | | | 6.16 | 20 |
| 1,1-Dichloroethane | 0.00500 | 0.00481 | 0.00471 | 96.2 | 94.2 | 70.0-126 | | | 2.10 | 20 |
| 1,2-Dichloroethane | 0.00500 | 0.00451 | 0.00453 | 90.2 | 90.6 | 70.0-128 | | | 0.442 | 20 |
| 1,1-Dichloroethene | 0.00500 | 0.00481 | 0.00475 | 96.2 | 95.0 | 71.0-124 | | | 1.26 | 20 |
| cis-1,2-Dichloroethene | 0.00500 | 0.00499 | 0.00488 | 99.8 | 97.6 | 73.0-120 | | | 2.23 | 20 |
| trans-1,2-Dichloroethene | 0.00500 | 0.00500 | 0.00479 | 100 | 95.8 | 73.0-120 | | | 4.29 | 20 |
| 1,2-Dichloropropane | 0.00500 | 0.00469 | 0.00465 | 93.8 | 93.0 | 77.0-125 | | | 0.857 | 20 |
| cis-1,3-Dichloropropene | 0.00500 | 0.00475 | 0.00444 | 95.0 | 88.8 | 80.0-123 | | | 6.75 | 20 |
| trans-1,3-Dichloropropene | 0.00500 | 0.00471 | 0.00449 | 94.2 | 89.8 | 78.0-124 | | | 4.78 | 20 |
| Ethylbenzene | 0.00500 | 0.00503 | 0.00477 | 101 | 95.4 | 79.0-123 | | | 5.31 | 20 |
| Hexachloro-1,3-butadiene | 0.00500 | 0.00456 | 0.00487 | 91.2 | 97.4 | 54.0-138 | | | 6.57 | 20 |
| 2-Hexanone | 0.0250 | 0.0233 | 0.0233 | 93.2 | 93.2 | 67.0-149 | | | 0.000 | 20 |
| 2-Butanone (MEK) | 0.0250 | 0.0253 | 0.0227 | 101 | 90.8 | 44.0-160 | | | 10.8 | 20 |
| Iodomethane | 0.0250 | 0.0240 | 0.0230 | 96.0 | 92.0 | 33.0-147 | | | 4.26 | 26 |
| Methylene Chloride | 0.00500 | 0.00506 | 0.00479 | 101 | 95.8 | 67.0-120 | | | 5.48 | 20 |
| 4-Methyl-2-pentanone (MIBK) | 0.0250 | 0.0230 | 0.0224 | 92.0 | 89.6 | 68.0-142 | | | 2.64 | 20 |
| Naphthalene | 0.00500 | 0.00446 | 0.00465 | 89.2 | 93.0 | 54.0-135 | | | 4.17 | 20 |
| n-Propylbenzene | 0.00500 | 0.00452 | 0.00451 | 90.4 | 90.2 | 77.0-124 | | | 0.221 | 20 |
| Styrene | 0.00500 | 0.00504 | 0.00483 | 101 | 96.6 | 73.0-130 | | | 4.26 | 20 |

## Laboratory Control Sample (LCS) • Laboratory Control Sample Duplicate (LCSD)

(LCS) R4076313-1 06/01/24 08:15 • (LCSD) R4076313-2 06/01/24 08:35

| Analyte | Spike Amount mg/l | LCS Result mg/l | LCSD Result mg/l | LCS Rec. % | LCSD Rec. % | Rec. Limits % | LCS Qualifier | LCSD Qualifier | RPD % | RPD Limits % |
|---|---|---|---|---|---|---|---|---|---|---|
| 1,1,1,2-Tetrachloroethane | 0.00500 | 0.00506 | 0.00477 | 101 | 95.4 | 75.0-125 | | | 5.90 | 20 |
| 1,1,2,2-Tetrachloroethane | 0.00500 | 0.00418 | 0.00424 | 83.6 | 84.8 | 65.0-130 | | | 1.43 | 20 |
| 1,1,2-Trichlorotrifluoroethane | 0.00500 | 0.00468 | 0.00461 | 93.6 | 92.2 | 69.0-132 | | | 1.51 | 20 |
| Tetrachloroethene | 0.00500 | 0.00525 | 0.00508 | 105 | 102 | 72.0-132 | | | 3.29 | 20 |
| Toluene | 0.00500 | 0.00482 | 0.00472 | 96.4 | 94.4 | 79.0-120 | | | 2.10 | 20 |
| 1,2,4-Trichlorobenzene | 0.00500 | 0.00464 | 0.00456 | 92.8 | 91.2 | 57.0-137 | | | 1.74 | 20 |
| 1,1,1-Trichloroethane | 0.00500 | 0.00504 | 0.00496 | 101 | 99.2 | 73.0-124 | | | 1.60 | 20 |
| 1,1,2-Trichloroethane | 0.00500 | 0.00477 | 0.00466 | 95.4 | 93.2 | 80.0-120 | | | 2.33 | 20 |
| Trichloroethene | 0.00500 | 0.00450 | 0.00449 | 90.0 | 89.8 | 78.0-124 | | | 0.222 | 20 |
| Trichlorofluoromethane | 0.00500 | 0.00479 | 0.00488 | 95.8 | 97.6 | 59.0-147 | | | 1.86 | 20 |
| 1,2,3-Trichloropropane | 0.00500 | 0.00442 | 0.00460 | 88.4 | 92.0 | 73.0-130 | | | 3.99 | 20 |
| 1,2,4-Trimethylbenzene | 0.00500 | 0.00468 | 0.00485 | 93.6 | 97.0 | 76.0-121 | | | 3.57 | 20 |
| 1,3,5-Trimethylbenzene | 0.00500 | 0.00486 | 0.00477 | 97.2 | 95.4 | 76.0-122 | | | 1.87 | 20 |
| Vinyl acetate | 0.0250 | 0.0181 | 0.0184 | 72.4 | 73.6 | 11.0-160 | | | 1.64 | 20 |
| Vinyl chloride | 0.00500 | 0.00522 | 0.00519 | 104 | 104 | 67.0-131 | | | 0.576 | 20 |
| Xylenes, Total | 0.0150 | 0.0147 | 0.0143 | 98.0 | 95.3 | 79.0-123 | | | 2.76 | 20 |
| Di-isopropyl ether | 0.00500 | 0.00480 | 0.00472 | 96.0 | 94.4 | 58.0-138 | | | 1.68 | 20 |
| Ethanol | 0.250 | 0.0527 | 0.266 | 21.1 | 106 | 10.0-160 | | R7 | 134 | 30 |
| Ethyl tert-butyl ether | 0.00500 | 0.00493 | 0.00482 | 98.6 | 96.4 | 63.0-138 | | | 2.26 | 20 |
| Methyl tert-butyl ether | 0.00500 | 0.00468 | 0.00448 | 93.6 | 89.6 | 68.0-125 | | | 4.37 | 20 |
| tert-Butyl alcohol | 0.0250 | 0.0160 | 0.0170 | 64.0 | 68.0 | 27.0-160 | | | 6.06 | 30 |
| tert-Amyl Methyl Ether | 0.00500 | 0.00452 | 0.00420 | 90.4 | 84.0 | 66.0-125 | | | 7.34 | 20 |
| *(S) Toluene-d8* | | | | *101* | *101* | *80.0-120* | | | | |
| *(S) 4-Bromofluorobenzene* | | | | *102* | *101* | *77.0-126* | | | | |
| *(S) 1,2-Dichloroethane-d4* | | | | *103* | *100* | *70.0-130* | | | | |

## L1740124-02 Original Sample (OS) • Matrix Spike (MS) • Matrix Spike Duplicate (MSD)

(OS) L1740124-02 06/01/24 17:02 • (MS) R4076313-4 06/01/24 17:41 • (MSD) R4076313-5 06/01/24 18:01

| Analyte | Spike Amount mg/l | Original Result mg/l | MS Result mg/l | MSD Result mg/l | MS Rec. % | MSD Rec. % | Dilution | Rec. Limits % | MS Qualifier | MSD Qualifier | RPD % | RPD Limits % |
|---|---|---|---|---|---|---|---|---|---|---|---|---|
| Acetone | 2.50 | ND | ND | ND | 75.6 | 86.4 | 100 | 10.0-160 | | | 13.3 | 35 |
| Acrylonitrile | 2.50 | ND | 2.25 | 2.28 | 90.0 | 91.2 | 100 | 21.0-160 | | | 1.32 | 32 |
| Benzene | 0.500 | ND | 0.433 | 0.323 | 86.6 | 64.6 | 100 | 17.0-158 | | R5 | 29.1 | 27 |
| Bromobenzene | 0.500 | ND | 0.467 | 0.378 | 93.4 | 75.6 | 100 | 30.0-149 | | | 21.1 | 28 |
| Bromochloromethane | 0.500 | ND | 0.448 | 0.389 | 89.6 | 77.8 | 100 | 38.0-142 | | | 14.1 | 26 |
| Bromodichloromethane | 0.500 | ND | 0.456 | 0.374 | 91.2 | 74.8 | 100 | 31.0-150 | | | 19.8 | 27 |
| Bromoform | 0.500 | ND | 0.393 | 0.367 | 78.6 | 73.4 | 100 | 29.0-150 | | | 6.84 | 29 |
| Bromomethane | 0.500 | ND | ND | ND | 52.4 | 41.2 | 100 | 10.0-160 | | | 23.9 | 38 |

## L1740124-02 Original Sample (OS) • Matrix Spike (MS) • Matrix Spike Duplicate (MSD)

(OS) L1740124-02 06/01/24 17:02 • (MS) R4076313-4 06/01/24 17:41 • (MSD) R4076313-5 06/01/24 18:01

| Analyte | Spike Amount mg/l | Original Result mg/l | MS Result mg/l | MSD Result mg/l | MS Rec. % | MSD Rec. % | Dilution | Rec. Limits % | MS Qualifier | MSD Qualifier | RPD % | RPD Limits % |
|---|---|---|---|---|---|---|---|---|---|---|---|---|
| n-Butylbenzene | 0.500 | ND | 0.481 | 0.407 | 96.2 | 81.4 | 100 | 31.0-150 | | | 16.7 | 30 |
| sec-Butylbenzene | 0.500 | ND | 0.469 | 0.373 | 93.8 | 74.6 | 100 | 33.0-155 | | | 22.8 | 29 |
| tert-Butylbenzene | 0.500 | ND | 0.470 | 0.361 | 94.0 | 72.2 | 100 | 34.0-153 | | | 26.2 | 28 |
| Carbon tetrachloride | 0.500 | ND | 0.433 | 0.341 | 86.6 | 68.2 | 100 | 23.0-159 | | | 23.8 | 28 |
| Carbon disulfide | 0.500 | ND | 0.351 | 0.266 | 70.2 | 53.2 | 100 | 10.0-156 | | | 27.6 | 28 |
| Chlorobenzene | 0.500 | ND | 0.472 | 0.350 | 94.4 | 70.0 | 100 | 33.0-152 | | R5 | 29.7 | 27 |
| Chlorodibromomethane | 0.500 | ND | 0.469 | 0.391 | 93.8 | 78.2 | 100 | 37.0-149 | | | 18.1 | 27 |
| Chloroethane | 0.500 | ND | ND | ND | 84.8 | 64.0 | 100 | 10.0-160 | | | 28.0 | 30 |
| Chloroform | 0.500 | ND | ND | ND | 86.6 | 71.2 | 100 | 29.0-154 | | | 19.5 | 28 |
| Chloromethane | 0.500 | ND | 0.369 | 0.256 | 73.8 | 51.2 | 100 | 10.0-160 | | R5 | 36.2 | 29 |
| 1,2-Dibromo-3-Chloropropane | 0.500 | ND | ND | ND | 80.4 | 78.8 | 100 | 22.0-151 | | | 2.01 | 34 |
| 1,2-Dibromoethane | 0.500 | ND | 0.505 | 0.433 | 101 | 86.6 | 100 | 34.0-147 | | | 15.4 | 27 |
| Dibromomethane | 0.500 | ND | 0.496 | 0.415 | 99.2 | 83.0 | 100 | 30.0-151 | | | 17.8 | 27 |
| 1,2-Dichlorobenzene | 0.500 | ND | 0.480 | 0.382 | 96.0 | 76.4 | 100 | 34.0-149 | | | 22.7 | 28 |
| 1,3-Dichlorobenzene | 0.500 | ND | 0.490 | 0.392 | 98.0 | 78.4 | 100 | 36.0-146 | | | 22.2 | 27 |
| 1,4-Dichlorobenzene | 0.500 | ND | 0.459 | 0.367 | 91.8 | 73.4 | 100 | 35.0-142 | | | 22.3 | 27 |
| trans-1,4-Dichloro-2-butene | 0.500 | ND | ND | ND | 35.0 | 27.0 | 100 | 10.0-157 | | | 25.8 | 37 |
| Dichlorodifluoromethane | 0.500 | ND | ND | ND | 86.8 | 65.2 | 100 | 10.0-160 | | | 28.4 | 29 |
| 1,1-Dichloroethane | 0.500 | ND | 0.447 | 0.347 | 89.4 | 69.4 | 100 | 25.0-158 | | | 25.2 | 27 |
| 1,2-Dichloroethane | 0.500 | ND | 0.466 | 0.394 | 93.2 | 78.8 | 100 | 29.0-151 | | | 16.7 | 27 |
| 1,1-Dichloroethene | 0.500 | ND | 0.434 | 0.338 | 86.8 | 67.6 | 100 | 11.0-160 | | | 24.9 | 29 |
| cis-1,2-Dichloroethene | 0.500 | ND | 0.453 | 0.371 | 90.6 | 74.2 | 100 | 10.0-160 | | | 19.9 | 27 |
| trans-1,2-Dichloroethene | 0.500 | ND | 0.436 | 0.325 | 87.2 | 65.0 | 100 | 17.0-153 | | R5 | 29.2 | 27 |
| 1,2-Dichloropropane | 0.500 | ND | 0.470 | 0.356 | 94.0 | 71.2 | 100 | 30.0-156 | | R5 | 27.6 | 27 |
| cis-1,3-Dichloropropene | 0.500 | ND | 0.483 | 0.355 | 96.6 | 71.0 | 100 | 34.0-149 | | R5 | 30.5 | 28 |
| trans-1,3-Dichloropropene | 0.500 | ND | 0.494 | 0.398 | 98.8 | 79.6 | 100 | 32.0-149 | | | 21.5 | 28 |
| Ethylbenzene | 0.500 | ND | 0.458 | 0.344 | 91.6 | 68.8 | 100 | 30.0-155 | | R5 | 28.4 | 27 |
| Hexachloro-1,3-butadiene | 0.500 | ND | 0.489 | 0.435 | 97.8 | 87.0 | 100 | 20.0-154 | | | 11.7 | 34 |
| 2-Hexanone | 2.50 | ND | 2.74 | 2.60 | 110 | 104 | 100 | 21.0-160 | | | 5.24 | 29 |
| 2-Butanone (MEK) | 2.50 | ND | 2.67 | 2.83 | 107 | 113 | 100 | 10.0-160 | | | 5.82 | 32 |
| Iodomethane | 2.50 | ND | 1.97 | 1.53 | 78.8 | 61.2 | 100 | 10.0-160 | | | 25.1 | 40 |
| Methylene Chloride | 0.500 | ND | ND | ND | 88.6 | 74.4 | 100 | 23.0-144 | | | 17.4 | 28 |
| 4-Methyl-2-pentanone (MIBK) | 2.50 | ND | 2.65 | 2.48 | 106 | 99.2 | 100 | 29.0-160 | | | 6.63 | 29 |
| Naphthalene | 0.500 | ND | ND | ND | 90.2 | 94.2 | 100 | 12.0-156 | | | 4.34 | 35 |
| n-Propylbenzene | 0.500 | ND | 0.452 | 0.337 | 90.4 | 67.4 | 100 | 31.0-154 | | R5 | 29.2 | 28 |
| Styrene | 0.500 | ND | 0.471 | 0.355 | 94.2 | 71.0 | 100 | 33.0-155 | | R5 | 28.1 | 28 |
| 1,1,1,2-Tetrachloroethane | 0.500 | ND | 0.459 | 0.355 | 91.8 | 71.0 | 100 | 36.0-151 | | | 25.6 | 29 |
| 1,1,2,2-Tetrachloroethane | 0.500 | ND | 0.487 | 0.441 | 97.4 | 88.2 | 100 | 33.0-150 | | | 9.91 | 28 |
| 1,1,2-Trichlorotrifluoroethane | 0.500 | ND | 0.439 | 0.328 | 87.8 | 65.6 | 100 | 23.0-160 | | | 28.9 | 30 |
| Tetrachloroethene | 0.500 | ND | 0.478 | 0.337 | 95.6 | 67.4 | 100 | 10.0-160 | | R5 | 34.6 | 27 |

## L1740124-02 Original Sample (OS) • Matrix Spike (MS) • Matrix Spike Duplicate (MSD)

(OS) L1740124-02 06/01/24 17:02 • (MS) R4076313-4 06/01/24 17:41 • (MSD) R4076313-5 06/01/24 18:01

| Analyte | Spike Amount mg/l | Original Result mg/l | MS Result mg/l | MSD Result mg/l | MS Rec. % | MSD Rec. % | Dilution | Rec. Limits % | MS Qualifier | MSD Qualifier | RPD % | RPD Limits % |
|---|---|---|---|---|---|---|---|---|---|---|---|---|
| Toluene | 0.500 | ND | 0.454 | 0.320 | 90.8 | 64.0 | 100 | 26.0-154 | | R5 | 34.6 | 28 |
| 1,2,4-Trichlorobenzene | 0.500 | ND | 0.447 | 0.427 | 89.4 | 85.4 | 100 | 24.0-150 | | | 4.58 | 33 |
| 1,1,1-Trichloroethane | 0.500 | ND | 0.462 | 0.345 | 92.4 | 69.0 | 100 | 23.0-160 | | R5 | 29.0 | 28 |
| 1,1,2-Trichloroethane | 0.500 | ND | 0.528 | 0.449 | 106 | 89.8 | 100 | 35.0-147 | | | 16.2 | 27 |
| Trichloroethene | 0.500 | ND | 0.409 | 0.285 | 81.8 | 57.0 | 100 | 10.0-160 | | R5 | 35.7 | 25 |
| Trichlorofluoromethane | 0.500 | ND | ND | ND | 79.0 | 57.8 | 100 | 17.0-160 | | | 31.0 | 31 |
| 1,2,3-Trichloropropane | 0.500 | ND | 0.501 | 0.450 | 100 | 90.0 | 100 | 34.0-151 | | | 10.7 | 29 |
| 1,2,4-Trimethylbenzene | 0.500 | ND | 0.466 | 0.347 | 93.2 | 69.4 | 100 | 26.0-154 | | R5 | 29.3 | 27 |
| 1,3,5-Trimethylbenzene | 0.500 | ND | 0.468 | 0.349 | 93.6 | 69.8 | 100 | 28.0-153 | | R5 | 29.1 | 27 |
| Vinyl acetate | 2.50 | ND | 2.79 | 2.52 | 112 | 101 | 100 | 12.0-160 | | | 10.2 | 31 |
| Vinyl chloride | 0.500 | ND | 0.427 | 0.325 | 85.4 | 65.0 | 100 | 10.0-160 | | R5 | 27.1 | 27 |
| Xylenes, Total | 1.50 | ND | 1.34 | 0.996 | 89.3 | 66.4 | 100 | 29.0-154 | | R5 | 29.5 | 28 |
| Di-isopropyl ether | 0.500 | ND | 0.477 | 0.399 | 95.4 | 79.8 | 100 | 21.0-160 | | | 17.8 | 28 |
| Ethanol | 25.0 | ND | 25.3 | 21.2 | 101 | 84.8 | 100 | 50.0-150 | | | 17.6 | 20 |
| Ethyl tert-butyl ether | 0.500 | ND | 0.500 | 0.441 | 100 | 88.2 | 100 | 10.0-160 | | | 12.5 | 37 |
| Methyl tert-butyl ether | 0.500 | 0.185 | 0.652 | 0.638 | 93.4 | 90.6 | 100 | 28.0-150 | | | 2.17 | 29 |
| tert-Butyl alcohol | 2.50 | 19.3 | 28.1 | 29.4 | 352 | 404 | 100 | 50.0-150 | M3 | M3 | 4.52 | 20 |
| tert-Amyl Methyl Ether | 0.500 | ND | 0.493 | 0.438 | 98.6 | 87.6 | 100 | 10.0-160 | | | 11.8 | 37 |
| *(S) Toluene-d8* | | | | | *101* | *98.0* | | *80.0-120* | | | | |
| *(S) 4-Bromofluorobenzene* | | | | | *97.7* | *99.6* | | *77.0-126* | | | | |
| *(S) 1,2-Dichloroethane-d4* | | | | | *98.8* | *100* | | *70.0-130* | | | | |

## Method Blank (MB)

(MB) R4076520-3 06/02/24 17:13

| Analyte | MB Result mg/l | MB Qualifier | MB MDL mg/l | MB RDL mg/l |
|---|---|---|---|---|
| Tetrachloroethene | U | | 0.000300 | 0.00100 |
| *(S) Toluene-d8* | *104* | | | *80.0-120* |
| *(S) 4-Bromofluorobenzene* | *107* | | | *77.0-126* |
| *(S) 1,2-Dichloroethane-d4* | *114* | | | *70.0-130* |

## Laboratory Control Sample (LCS) • Laboratory Control Sample Duplicate (LCSD)

(LCS) R4076520-1 06/02/24 16:08 • (LCSD) R4076520-2 06/02/24 16:29

| Analyte | Spike Amount mg/l | LCS Result mg/l | LCSD Result mg/l | LCS Rec. % | LCSD Rec. % | Rec. Limits % | LCS Qualifier | LCSD Qualifier | RPD % | RPD Limits % |
|---|---|---|---|---|---|---|---|---|---|---|
| Tetrachloroethene | 0.00500 | 0.00492 | 0.00485 | 98.4 | 97.0 | 72.0-132 | | | 1.43 | 20 |
| *(S) Toluene-d8* | | | | *100* | *103* | *80.0-120* | | | | |
| *(S) 4-Bromofluorobenzene* | | | | *103* | *112* | *77.0-126* | | | | |
| *(S) 1,2-Dichloroethane-d4* | | | | *114* | *114* | *70.0-130* | | | | |

# INTERNAL STANDARD SUMMARY

## Instrument: VOCMS33 • File ID: 0602A_02

06/02/24 16:08

| Sample ID | File ID | 8260-FLUOROBENZENE | 8260-CHLOROBENZENE-D5 | 8260-1,4-DICHLOROBENZENE-D4 |
|---|---|---|---|---|
| | | Response | Response | Response |
| Standard | 0602A_02 | 140761 | 65610 | 56050 |
| Upper Limit | | 281522 | 131220 | 112100 |
| Lower Limit | | 70381 | 32805 | 28025 |
| LCS R4076520-1 WG2297167 1x | 0602A_02LCSA | 140761 | 65610 | 56050 |
| LCSD R4076520-2 WG2297167 1x | 0602A_03A | 143124 | 63922 | 57281 |
| BLANK R4076520-3 WG2297167 1x | 0602A_05A | 137314 | 60539 | 50461 |
| L1740124-01 WG2297167 5x | 0602A_09 | 137982 | 63237 | 55072 |

## Instrument: VOCMS59 • File ID: 0601_02

06/01/24 08:15

| Sample ID | File ID | 8260-FLUOROBENZENE | 8260-CHLOROBENZENE-D5 | 8260-1,4-DICHLOROBENZENE-D4 |
|---|---|---|---|---|
| | | Response | Response | Response |
| Standard | 0601_02 | 472175.20 | 188925.10 | 181344.50 |
| Upper Limit | | 944350 | 377850 | 362689 |
| Lower Limit | | 236088 | 94463 | 90672 |
| LCS R4076313-1 WG2296678 1x | 0601_02LCS | 472175.20 | 188925.10 | 181344.50 |
| LCSD R4076313-2 WG2296678 1x | 0601_03 | 471291.90 | 193424.50 | 179664.70 |
| BLANK R4076313-3 WG2296678 1x | 0601_05 | 475010.70 | 184841.20 | 167147 |
| L1740124-04 WG2296678 1x | 0601_07 | 472170.10 | 185131.80 | 168384.60 |
| L1740124-05 WG2296678 1x | 0601_08 | 475368.50 | 184881.50 | 162303.50 |
| L1740124-01 WG2296678 1x | 0601_23 | 450035.60 | 179796.80 | 161801.70 |
| L1740124-02 WG2296678 100x | 0601_24 | 478795.50 | 182960.90 | 160740.50 |
| L1740124-03 WG2296678 100x | 0601_25 | 470914.50 | 177232.20 | 155714.30 |
| MS R4076313-4 WG2296678 100x | 0601_26 | 503287.10 | 204774.70 | 177619.30 |
| MSD R4076313-5 WG2296678 100x | 0601_27 | 470909.10 | 193072 | 177808.20 |

# GLOSSARY OF TERMS

## Guide to Reading and Understanding Your Laboratory Report

The information below is designed to better explain the various terms used in your report of analytical results from the Laboratory. This is not intended as a comprehensive explanation, and if you have additional questions please contact your project representative.

Results Disclaimer - Information that may be provided by the customer, and contained within this report, include Permit Limits, Project Name, Sample ID, Sample Matrix, Sample Preservation, Field Blanks, Field Spikes, Field Duplicates, On-Site Data, Sampling Collection Dates/Times, and Sampling Location. Results relate to the accuracy of this information provided, and as the samples are received.

## Abbreviations and Definitions

| | |
|---|---|
| MDL | Method Detection Limit. |
| ND | Not detected at the Reporting Limit (or MDL where applicable). |
| RDL | Reported Detection Limit. |
| Rec. | Recovery. |
| RPD | Relative Percent Difference. |
| SDG | Sample Delivery Group. |
| (S) | Surrogate (Surrogate Standard) - Analytes added to every blank, sample, Laboratory Control Sample/Duplicate and Matrix Spike/Duplicate; used to evaluate analytical efficiency by measuring recovery. Surrogates are not expected to be detected in all environmental media. |
| U | Not detected at the Reporting Limit (or MDL where applicable). |
| Analyte | The name of the particular compound or analysis performed. Some Analyses and Methods will have multiple analytes reported. |
| Dilution | If the sample matrix contains an interfering material, the sample preparation volume or weight values differ from the standard, or if concentrations of analytes in the sample are higher than the highest limit of concentration that the laboratory can accurately report, the sample may be diluted for analysis. If a value different than 1 is used in this field, the result reported has already been corrected for this factor. |
| Limits | These are the target % recovery ranges or % difference value that the laboratory has historically determined as normal for the method and analyte being reported. Successful QC Sample analysis will target all analytes recovered or duplicated within these ranges. |
| Original Sample | The non-spiked sample in the prep batch used to determine the Relative Percent Difference (RPD) from a quality control sample. The Original Sample may not be included within the reported SDG. |
| Qualifier | This column provides a letter and/or number designation that corresponds to additional information concerning the result reported. If a Qualifier is present, a definition per Qualifier is provided within the Glossary and Definitions page and potentially a discussion of possible implications of the Qualifier in the Case Narrative if applicable. |
| Result | The actual analytical final result (corrected for any sample specific characteristics) reported for your sample. If there was no measurable result returned for a specific analyte, the result in this column may state “ND” (Not Detected) or “BDL” (Below Detectable Levels). The information in the results column should always be accompanied by either an MDL (Method Detection Limit) or RDL (Reporting Detection Limit) that defines the lowest value that the laboratory could detect or report for this analyte. |
| Uncertainty (Radiochemistry) | Confidence level of 2 sigma. |
| Case Narrative (Cn) | A brief discussion about the included sample results, including a discussion of any non-conformances to protocol observed either at sample receipt by the laboratory from the field or during the analytical process. If present, there will be a section in the Case Narrative to discuss the meaning of any data qualifiers used in the report. |
| Quality Control Summary (Qc) | This section of the report includes the results of the laboratory quality control analyses required by procedure or analytical methods to assist in evaluating the validity of the results reported for your samples. These analyses are not being performed on your samples typically, but on laboratory generated material. |
| Sample Chain of Custody (Sc) | This is the document created in the field when your samples were initially collected. This is used to verify the time and date of collection, the person collecting the samples, and the analyses that the laboratory is requested to perform. This chain of custody also documents all persons (excluding commercial shippers) that have had control or possession of the samples from the time of collection until delivery to the laboratory for analysis. |
| Sample Results (Sr) | This section of your report will provide the results of all testing performed on your samples. These results are provided by sample ID and are separated by the analyses performed on each sample. The header line of each analysis section for each sample will provide the name and method number for the analysis reported. |
| Sample Summary (Ss) | This section of the Analytical Report defines the specific analyses performed for each sample ID, including the dates and times of preparation and/or analysis. |

| Qualifier | Description |
|---|---|
| H1 | Sample analysis performed past holding time. |
| M2 | Matrix spike recovery was low, the method control sample recovery was acceptable. |
| M3 | The spike recovery value is unusable since the analyte concentration in the sample is disproportionate to the spike level. The associated blank spike recovery was acceptable. |
| R5 | MS/MSD RPD exceeded the laboratory acceptance limit. Recovery met acceptance criteria. |
| R7 | LFB/LFBD RPD exceeded the laboratory acceptance limit. Recovery met acceptance criteria. |

# ACCREDITATIONS & LOCATIONS

## Pace Analytical National 12065 Lebanon Rd Mount Juliet, TN 37122

| | | | |
|---|---|---|---|
| Alabama | 40660 | Nebraska | NE-OS-15-05 |
| Alaska | 17-026 | Nevada | TN000032021-1 |
| Arizona | AZ0612 | New Hampshire | 2975 |
| Arkansas | 88-0469 | New Jersey–NELAP | TN002 |
| California | 2932 | New Mexico [1] | TN00003 |
| Colorado | TN00003 | New York | 11742 |
| Connecticut | PH-0197 | North Carolina | Env375 |
| Florida | E87487 | North Carolina [1] | DW21704 |
| Georgia | NELAP | North Carolina [3] | 41 |
| Georgia [1] | 923 | North Dakota | R-140 |
| Idaho | TN00003 | Ohio–VAP | CL0069 |
| Illinois | 200008 | Oklahoma | 9915 |
| Indiana | C-TN-01 | Oregon | TN200002 |
| Iowa | 364 | Pennsylvania | 68-02979 |
| Kansas | E-10277 | Rhode Island | LAO000356 |
| Kentucky [1 6] | KY90010 | South Carolina | 84004002 |
| Kentucky [2] | 16 | South Dakota | n/a |
| Louisiana | AI30792 | Tennessee [1 4] | 2006 |
| Louisiana | LA018 | Texas | T104704245-20-18 |
| Maine | TN00003 | Texas [5] | LAB0152 |
| Maryland | 324 | Utah | TN000032021-11 |
| Massachusetts | M-TN003 | Vermont | VT2006 |
| Michigan | 9958 | Virginia | 110033 |
| Minnesota | 047-999-395 | Washington | C847 |
| Mississippi | TN00003 | West Virginia | 233 |
| Missouri | 340 | Wisconsin | 998093910 |
| Montana | CERT0086 | Wyoming | A2LA |
| A2LA – ISO 17025 | 1461.01 | AIHA-LAP,LLC EMLAP | 100789 |
| A2LA – ISO 17025 [5] | 1461.02 | DOD | 1461.01 |
| Canada | 1461.01 | USDA | P330-15-00234 |
| EPA–Crypto | TN00003 | | |

[1] Drinking Water [2] Underground Storage Tanks [3] Aquatic Toxicity [4] Chemical/Microbiological [5] Mold [6] Wastewater n/a Accreditation not applicable

* Not all certifications held by the laboratory are applicable to the results reported in the attached report.

* Accreditation is only applicable to the test methods specified on each scope of accreditation held by Pace Analytical.

Company Name/Address:
**Kinder Morgan - Rocklin, CA-AZ Work**

410 N.44th Street
Suite 1000
Phoenix. AZ 85008

Billing Information:
Accounts Payable- Alan Van Antwerp
9950 SAN DIEGO MISSION RD.
SAN DIEGO, CA 92108

Pres Chk

Report to: **Bob Forsberg**

Email To: bob.forsberg@arcadis-us.com;sascha.arnold@arcadis.com

Project Description: **KMEP Silvercroft Wash**

City/State Collected: TUCSON/AZ

Please Circle: PT (MT) CT ET

Phone: **602-438-0883**

Client Project # ~~30179444.01~~ 30207116

Lab Project # **KINARCPAZ-SILVERCROF**

Collected by (print): MS/SXA

Site/Facility ID # **SILVERCROFT WASH**

P.O. # **WD1046679**

Collected by (signature):

Immediately Packed on Ice N ___ Y X

***Rush?*** (Lab MUST Be Notified)
___ Same Day ___ Five Day
___ Next Day ___ 5 Day (Rad Only)
___ Two Day ___ 10 Day (Rad Only)
___ Three Day

Date Results Needed: STD TAT

Quote #

Analysis / Container / Preservative

| Sample ID | Comp/Grab | Matrix * | Depth | Date | Time | No. of Cntrs | *NO2,NO3,SO4 125mlHDPE-NoPres | EEM RSK175 40mlAmb HCl | HOLD - NO2+NO3 250mlHDPE-H2SO4 | TDS 1L-HDPE NoPres | Total Fe 6010 250mlHDPE-HNO3 | VOCs+OXYs 8260 40mlAmb-HCl | Remarks | Sample # (lab only) |
|---|---|---|---|---|---|---|---|---|---|---|---|---|---|---|
| WR-093A | GRAB | GW | — | 5-23-24 | 0730 | 9 | X | X | X | X | X | X | | -01 |
| WR-359A | GRAB | GW | 177 | 5-23-24 | 0415 | 18 | X | X | X | X | X | X | RUN MS/MSD | -02 |
| WR-359A DUP | GRAB | GW | 177 | 5-23-24 | 0925 | 9 | X | X | X | X | X | X | | -03 |
| | | GW | | | | | | | | | | | | |
| | | GW | | | | | | | | | | | | |
| | | GW | | | | | | | | | | | | |
| | | GW | | | | | | | | | | | | |
| | | GW | | | | | | | | | | | | |
| EB-4 | — | ~~AQ~~ GW | — | 5-23-24 | 0750 | 3 | | | | | | X | | -04 |
| TRIP BLANK | — | ~~AQ~~ GW | — | 5-23-24 | — | 1 | | | | | | X | | -05 |

* Matrix:
SS - Soil AIR - Air F - Filter
GW - Groundwater B - Bioassay
WW - WasteWater
DW - Drinking Water
OT - Other_____

**Remarks:*NO2,NO3 have a 48 hour holding time.**
COT wells

pH _____ Temp _____
Flow _____ Other _____

Samples returned via:
__ UPS __ FedEx __ Courier _____

Tracking #

Sample Receipt Checklist
COC Seal Present/Intact: __NP X Y __N
COC Signed/Accurate: X Y __N
Bottles arrive intact: X Y __N
Correct bottles used: X Y __N
Sufficient volume sent: X Y __N
If Applicable
VOA Zero Headspace: __Y __N
Preservation Correct/Checked: X Y __N
RAD Screen <0.5 mR/hr: X Y __N

| Relinquished by : (Signature) | Date: | Time: | Received by: (Signature) |
|---|---|---|---|
| | 5/23/24 | 1305 | |
| Relinquished by : (Signature) | Date: | Time: | Received by: (Signature) |
| | 5/23/24 | 1800 | SMA |
| Relinquished by : (Signature) | Date: | Time: | Received for lab by: (Signature) |
| | | | 05-24-24 0800 |

Trip Blank Received: Yes / No
1 HCL / MeoH TBR

Temp: 2.1+0.1=2.2 °C Bottles Received: 40

If ... PH-10BDH6021 TRC-23623... CR6-20221V ...ate/Time

Hold:

Condition: NCF / OK

Chain of Custody Page 1 of 1

Pace
PEOPLE ADVANCING SCIENCE

**MT JULIET, TN**
12065 Lebanon Rd Mount Juliet, TN 37122
Submitting a sample via this chain of custody constitutes acknowledgment and acceptance of the Pace Terms and Conditions found at: https://info.pacelabs.com/hubfs/pas-standard-terms.pdf

SDG # L740124
A010

Acctnum: **KINARCPAZ**
Template: **T190237**
Prelogin: **P1053889**
PM: **110 - Brian Ford**
PB:
Shipped Via:

# ANALYTICAL REPORT

June 05, 2024



## Kinder Morgan - Rocklin, CA-AZ Work

| | |
|---|---|
| Sample Delivery Group: | L1737559 |
| Samples Received: | 05/17/2024 |
| Project Number: | 30207116 |
| Description: | KMEP Silvercroft Wash |
| Site: | SILVERCROFT WASH |
| Report To: | Bob Forsberg<br>410 N.44th Street<br>Suite 1000<br>Phoenix, AZ 85008 |

Entire Report Reviewed By:

Brian Ford

Project Manager

Results relate only to the items tested or calibrated and are reported as rounded values. This test report shall not be reproduced, except in full, without written approval of the laboratory. Where applicable, sampling conducted by Pace Analytical National is performed per guidance provided in laboratory standard operating procedures ENV-SOP-MTJL-0067 and ENV-SOP-MTJL-0068. Where sampling conducted by the customer, results relate to the accuracy of the information provided, and as the samples are received.

**Pace Analytical National**

12065 Lebanon Rd Mount Juliet, TN 37122 615-758-5858 800-767-5859 mydata.pacelabs.com

# TABLE OF CONTENTS


Cp: Cover Page 1

Tc: Table of Contents 2

Ss: Sample Summary 3

Cn: Case Narrative 5

Sr: Sample Results 6

MW-22 L1737559-01 6

MW-27 L1737559-02 8

MW-27 DUP L1737559-03 10

MW-16 L1737559-04 12

MW-32S L1737559-05 14

MW-29S L1737559-06 16

EB-2 L1737559-07 18

TRIP BLANK L1737559-08 20

Qc: Quality Control Summary 22

Gravimetric Analysis by Method 2540 C-2011 22

Wet Chemistry by Method 9056A 24

Metals (ICP) by Method 6010D 33

Volatile Organic Compounds (GC) by Method RSK175 34

Volatile Organic Compounds (GC/MS) by Method 8260B 36

Is: Internal Standard Summary 46

Volatile Organic Compounds (GC/MS) by Method 8260B 46

Gl: Glossary of Terms 47

Al: Accreditations & Locations 48

Sc: Sample Chain of Custody 49

## MW-22 L1737559-01 GW

Collected by: MS/SXA | Collected date/time: 05/16/24 09:00 | Received date/time: 05/17/24 09:00

| Method | Batch | Dilution | Preparation date/time | Analysis date/time | Analyst | Location |
|---|---|---|---|---|---|---|
| Gravimetric Analysis by Method 2540 C-2011 | WG2291851 | 1 | 05/23/24 11:42 | 05/23/24 16:00 | DLS | Mt. Juliet, TN |
| Wet Chemistry by Method 9056A | WG2288461 | 1 | 05/18/24 04:51 | 05/18/24 04:51 | ERP | Mt. Juliet, TN |
| Metals (ICP) by Method 6010D | WG2291233 | 1 | 05/27/24 11:06 | 05/27/24 20:44 | DJS | Mt. Juliet, TN |
| Volatile Organic Compounds (GC) by Method RSK175 | WG2289420 | 1 | 05/21/24 12:00 | 05/21/24 12:00 | CCM | Mt. Juliet, TN |
| Volatile Organic Compounds (GC/MS) by Method 8260B | WG2291925 | 1 | 05/24/24 08:24 | 05/24/24 08:24 | ACG | Mt. Juliet, TN |

## MW-27 L1737559-02 GW

Collected by: MS/SXA | Collected date/time: 05/16/24 10:12 | Received date/time: 05/17/24 09:00

| Method | Batch | Dilution | Preparation date/time | Analysis date/time | Analyst | Location |
|---|---|---|---|---|---|---|
| Gravimetric Analysis by Method 2540 C-2011 | WG2291848 | 1 | 05/23/24 13:36 | 05/23/24 17:41 | DLS | Mt. Juliet, TN |
| Wet Chemistry by Method 9056A | WG2288461 | 1 | 05/18/24 06:58 | 05/18/24 06:58 | ERP | Mt. Juliet, TN |
| Metals (ICP) by Method 6010D | WG2291233 | 1 | 05/27/24 11:06 | 05/27/24 21:09 | DJS | Mt. Juliet, TN |
| Volatile Organic Compounds (GC) by Method RSK175 | WG2289420 | 1 | 05/21/24 12:03 | 05/21/24 12:03 | CCM | Mt. Juliet, TN |
| Volatile Organic Compounds (GC/MS) by Method 8260B | WG2291925 | 1 | 05/24/24 08:44 | 05/24/24 08:44 | ACG | Mt. Juliet, TN |

## MW-27 DUP L1737559-03 GW

Collected by: MS/SXA | Collected date/time: 05/16/24 10:17 | Received date/time: 05/17/24 09:00

| Method | Batch | Dilution | Preparation date/time | Analysis date/time | Analyst | Location |
|---|---|---|---|---|---|---|
| Gravimetric Analysis by Method 2540 C-2011 | WG2291851 | 1 | 05/23/24 11:42 | 05/23/24 16:00 | DLS | Mt. Juliet, TN |
| Wet Chemistry by Method 9056A | WG2288461 | 1 | 05/18/24 07:30 | 05/18/24 07:30 | ERP | Mt. Juliet, TN |
| Metals (ICP) by Method 6010D | WG2291233 | 1 | 05/27/24 11:06 | 05/27/24 21:14 | DJS | Mt. Juliet, TN |
| Volatile Organic Compounds (GC) by Method RSK175 | WG2289420 | 1 | 05/21/24 12:07 | 05/21/24 12:07 | CCM | Mt. Juliet, TN |
| Volatile Organic Compounds (GC/MS) by Method 8260B | WG2291925 | 1 | 05/24/24 09:05 | 05/24/24 09:05 | ACG | Mt. Juliet, TN |

## MW-16 L1737559-04 GW

Collected by: MS/SXA | Collected date/time: 05/16/24 11:22 | Received date/time: 05/17/24 09:00

| Method | Batch | Dilution | Preparation date/time | Analysis date/time | Analyst | Location |
|---|---|---|---|---|---|---|
| Gravimetric Analysis by Method 2540 C-2011 | WG2291848 | 1 | 05/23/24 13:36 | 05/23/24 17:41 | DLS | Mt. Juliet, TN |
| Wet Chemistry by Method 9056A | WG2288788 | 1 | 05/18/24 12:49 | 05/18/24 12:49 | DLH | Mt. Juliet, TN |
| Wet Chemistry by Method 9056A | WG2296123 | 5 | 06/04/24 13:15 | 06/04/24 13:15 | GEB | Mt. Juliet, TN |
| Metals (ICP) by Method 6010D | WG2291233 | 1 | 05/27/24 11:06 | 05/27/24 21:15 | DJS | Mt. Juliet, TN |
| Volatile Organic Compounds (GC) by Method RSK175 | WG2289420 | 1 | 05/21/24 12:10 | 05/21/24 12:10 | CCM | Mt. Juliet, TN |
| Volatile Organic Compounds (GC/MS) by Method 8260B | WG2291925 | 1 | 05/24/24 09:26 | 05/24/24 09:26 | ACG | Mt. Juliet, TN |

## MW-32S L1737559-05 GW

Collected by: MS/SXA | Collected date/time: 05/16/24 12:10 | Received date/time: 05/17/24 09:00

| Method | Batch | Dilution | Preparation date/time | Analysis date/time | Analyst | Location |
|---|---|---|---|---|---|---|
| Gravimetric Analysis by Method 2540 C-2011 | WG2291848 | 1 | 05/23/24 13:36 | 05/23/24 17:41 | DLS | Mt. Juliet, TN |
| Wet Chemistry by Method 9056A | WG2288788 | 1 | 05/18/24 13:04 | 05/18/24 13:04 | DLH | Mt. Juliet, TN |
| Wet Chemistry by Method 9056A | WG2296123 | 5 | 06/04/24 13:31 | 06/04/24 13:31 | GEB | Mt. Juliet, TN |
| Metals (ICP) by Method 6010D | WG2291233 | 1 | 05/27/24 11:06 | 05/27/24 21:17 | DJS | Mt. Juliet, TN |
| Volatile Organic Compounds (GC) by Method RSK175 | WG2289420 | 1 | 05/21/24 12:15 | 05/21/24 12:15 | CCM | Mt. Juliet, TN |
| Volatile Organic Compounds (GC/MS) by Method 8260B | WG2293848 | 5 | 05/28/24 14:42 | 05/28/24 14:42 | DWR | Mt. Juliet, TN |

## MW-29S L1737559-06 GW

| Collected by | Collected date/time | Received date/time |
|---|---|---|
| MS/SXA | 05/16/24 12:55 | 05/17/24 09:00 |

| Method | Batch | Dilution | Preparation date/time | Analysis date/time | Analyst | Location |
|---|---|---|---|---|---|---|
| Gravimetric Analysis by Method 2540 C-2011 | WG2291848 | 1 | 05/23/24 13:36 | 05/23/24 17:41 | DLS | Mt. Juliet, TN |
| Wet Chemistry by Method 9056A | WG2288611 | 1 | 05/17/24 22:49 | 05/17/24 22:49 | DLH | Mt. Juliet, TN |
| Wet Chemistry by Method 9056A | WG2291788 | 10 | 05/26/24 05:39 | 05/26/24 05:39 | ERP | Mt. Juliet, TN |
| Metals (ICP) by Method 6010D | WG2291233 | 1 | 05/27/24 11:06 | 05/27/24 21:19 | DJS | Mt. Juliet, TN |
| Volatile Organic Compounds (GC) by Method RSK175 | WG2289420 | 1 | 05/21/24 12:19 | 05/21/24 12:19 | CCM | Mt. Juliet, TN |
| Volatile Organic Compounds (GC/MS) by Method 8260B | WG2291925 | 200 | 05/24/24 16:41 | 05/24/24 16:41 | DWR | Mt. Juliet, TN |

## EB-2 L1737559-07 GW

| Collected by | Collected date/time | Received date/time |
|---|---|---|
| MS/SXA | 05/16/24 10:20 | 05/17/24 09:00 |

| Method | Batch | Dilution | Preparation date/time | Analysis date/time | Analyst | Location |
|---|---|---|---|---|---|---|
| Volatile Organic Compounds (GC/MS) by Method 8260B | WG2291925 | 1 | 05/24/24 07:00 | 05/24/24 07:00 | ACG | Mt. Juliet, TN |

## TRIP BLANK L1737559-08 GW

| Collected by | Collected date/time | Received date/time |
|---|---|---|
| MS/SXA | 05/16/24 00:00 | 05/17/24 09:00 |

| Method | Batch | Dilution | Preparation date/time | Analysis date/time | Analyst | Location |
|---|---|---|---|---|---|---|
| Volatile Organic Compounds (GC/MS) by Method 8260B | WG2291925 | 1 | 05/24/24 06:40 | 05/24/24 06:40 | ACG | Mt. Juliet, TN |

# CASE NARRATIVE

All sample aliquots were received at the correct temperature, in the proper containers, with the appropriate preservatives, and within method specified holding times, unless qualified or notated within the report. Where applicable, all MDL (LOD) and RDL (LOQ) values reported for environmental samples have been corrected for the dilution factor used in the analysis. All Method and Batch Quality Control are within established criteria except where addressed in this case narrative, a non-conformance form or properly qualified within the sample results. By my digital signature below, I affirm to the best of my knowledge, all problems/anomalies observed by the laboratory as having the potential to affect the quality of the data have been identified by the laboratory, and no information or data have been knowingly withheld that would affect the quality of the data.

Brian Ford
Project Manager

## Gravimetric Analysis by Method 2540 C-2011

| Analyte | Result mg/l | Qualifier | RDL mg/l | Dilution | Analysis date / time | Batch |
|---|---|---|---|---|---|---|
| Dissolved Solids | 712 | | 13.3 | 1 | 05/23/2024 16:00 | WG2291851 |

## Wet Chemistry by Method 9056A

| Analyte | Result mg/l | Qualifier | RDL mg/l | Dilution | Analysis date / time | Batch |
|---|---|---|---|---|---|---|
| Nitrate | 3.65 | | 0.100 | 1 | 05/18/2024 04:51 | WG2288461 |
| Nitrite | ND | | 0.100 | 1 | 05/18/2024 04:51 | WG2288461 |
| Sulfate | 195 | M3 | 5.00 | 1 | 05/18/2024 04:51 | WG2288461 |

## Metals (ICP) by Method 6010D

| Analyte | Result mg/l | Qualifier | RDL mg/l | Dilution | Analysis date / time | Batch |
|---|---|---|---|---|---|---|
| Iron | ND | | 0.100 | 1 | 05/27/2024 20:44 | WG2291233 |

## Volatile Organic Compounds (GC) by Method RSK175

| Analyte | Result mg/l | Qualifier | RDL mg/l | Dilution | Analysis date / time | Batch |
|---|---|---|---|---|---|---|
| Methane | ND | | 0.0100 | 1 | 05/21/2024 12:00 | WG2289420 |
| Ethane | ND | | 0.0130 | 1 | 05/21/2024 12:00 | WG2289420 |
| Ethene | ND | | 0.0130 | 1 | 05/21/2024 12:00 | WG2289420 |

## Volatile Organic Compounds (GC/MS) by Method 8260B

| Analyte | Result mg/l | Qualifier | RDL mg/l | Dilution | Analysis date / time | Batch |
|---|---|---|---|---|---|---|
| Acetone | ND | | 0.0500 | 1 | 05/24/2024 08:24 | WG2291925 |
| Acrylonitrile | ND | | 0.0100 | 1 | 05/24/2024 08:24 | WG2291925 |
| Benzene | ND | | 0.00100 | 1 | 05/24/2024 08:24 | WG2291925 |
| Bromobenzene | ND | | 0.00100 | 1 | 05/24/2024 08:24 | WG2291925 |
| Bromochloromethane | ND | | 0.00100 | 1 | 05/24/2024 08:24 | WG2291925 |
| Bromodichloromethane | ND | | 0.00100 | 1 | 05/24/2024 08:24 | WG2291925 |
| Bromoform | ND | | 0.00100 | 1 | 05/24/2024 08:24 | WG2291925 |
| Bromomethane | ND | | 0.00500 | 1 | 05/24/2024 08:24 | WG2291925 |
| n-Butylbenzene | ND | | 0.00100 | 1 | 05/24/2024 08:24 | WG2291925 |
| sec-Butylbenzene | ND | | 0.00100 | 1 | 05/24/2024 08:24 | WG2291925 |
| tert-Butylbenzene | ND | | 0.00100 | 1 | 05/24/2024 08:24 | WG2291925 |
| Carbon tetrachloride | ND | | 0.00100 | 1 | 05/24/2024 08:24 | WG2291925 |
| Carbon disulfide | ND | | 0.00100 | 1 | 05/24/2024 08:24 | WG2291925 |
| Chlorobenzene | ND | | 0.00100 | 1 | 05/24/2024 08:24 | WG2291925 |
| Chlorodibromomethane | ND | | 0.00100 | 1 | 05/24/2024 08:24 | WG2291925 |
| Chloroethane | ND | | 0.00500 | 1 | 05/24/2024 08:24 | WG2291925 |
| Chloroform | ND | | 0.00500 | 1 | 05/24/2024 08:24 | WG2291925 |
| Chloromethane | ND | | 0.00250 | 1 | 05/24/2024 08:24 | WG2291925 |
| 1,2-Dibromo-3-Chloropropane | ND | | 0.00500 | 1 | 05/24/2024 08:24 | WG2291925 |
| 1,2-Dibromoethane | ND | | 0.00100 | 1 | 05/24/2024 08:24 | WG2291925 |
| Dibromomethane | ND | | 0.00100 | 1 | 05/24/2024 08:24 | WG2291925 |
| 1,2-Dichlorobenzene | ND | | 0.00100 | 1 | 05/24/2024 08:24 | WG2291925 |
| 1,3-Dichlorobenzene | ND | | 0.00100 | 1 | 05/24/2024 08:24 | WG2291925 |
| 1,4-Dichlorobenzene | ND | | 0.00100 | 1 | 05/24/2024 08:24 | WG2291925 |
| trans-1,4-Dichloro-2-butene | ND | | 0.00250 | 1 | 05/24/2024 08:24 | WG2291925 |
| Dichlorodifluoromethane | ND | | 0.00500 | 1 | 05/24/2024 08:24 | WG2291925 |
| 1,1-Dichloroethane | ND | | 0.00100 | 1 | 05/24/2024 08:24 | WG2291925 |
| 1,2-Dichloroethane | ND | | 0.00100 | 1 | 05/24/2024 08:24 | WG2291925 |
| 1,1-Dichloroethene | ND | | 0.00100 | 1 | 05/24/2024 08:24 | WG2291925 |
| cis-1,2-Dichloroethene | ND | | 0.00100 | 1 | 05/24/2024 08:24 | WG2291925 |

## Volatile Organic Compounds (GC/MS) by Method 8260B

| Analyte | Result mg/l | Qualifier | RDL mg/l | Dilution | Analysis date / time | Batch |
|---|---|---|---|---|---|---|
| trans-1,2-Dichloroethene | ND | | 0.00100 | 1 | 05/24/2024 08:24 | WG2291925 |
| 1,2-Dichloropropane | ND | | 0.00100 | 1 | 05/24/2024 08:24 | WG2291925 |
| cis-1,3-Dichloropropene | ND | | 0.00100 | 1 | 05/24/2024 08:24 | WG2291925 |
| trans-1,3-Dichloropropene | ND | | 0.00100 | 1 | 05/24/2024 08:24 | WG2291925 |
| Ethylbenzene | ND | | 0.00100 | 1 | 05/24/2024 08:24 | WG2291925 |
| Hexachloro-1,3-butadiene | ND | | 0.00100 | 1 | 05/24/2024 08:24 | WG2291925 |
| 2-Hexanone | ND | | 0.0100 | 1 | 05/24/2024 08:24 | WG2291925 |
| 2-Butanone (MEK) | ND | | 0.0100 | 1 | 05/24/2024 08:24 | WG2291925 |
| Iodomethane | ND | | 0.0100 | 1 | 05/24/2024 08:24 | WG2291925 |
| Methylene Chloride | ND | | 0.00500 | 1 | 05/24/2024 08:24 | WG2291925 |
| 4-Methyl-2-pentanone (MIBK) | ND | | 0.0100 | 1 | 05/24/2024 08:24 | WG2291925 |
| Naphthalene | ND | | 0.00500 | 1 | 05/24/2024 08:24 | WG2291925 |
| n-Propylbenzene | ND | | 0.00100 | 1 | 05/24/2024 08:24 | WG2291925 |
| Styrene | ND | | 0.00100 | 1 | 05/24/2024 08:24 | WG2291925 |
| 1,1,1,2-Tetrachloroethane | ND | | 0.00100 | 1 | 05/24/2024 08:24 | WG2291925 |
| 1,1,2,2-Tetrachloroethane | ND | | 0.00100 | 1 | 05/24/2024 08:24 | WG2291925 |
| 1,1,2-Trichlorotrifluoroethane | ND | | 0.00100 | 1 | 05/24/2024 08:24 | WG2291925 |
| Tetrachloroethene | ND | | 0.00100 | 1 | 05/24/2024 08:24 | WG2291925 |
| Toluene | ND | | 0.00100 | 1 | 05/24/2024 08:24 | WG2291925 |
| 1,2,4-Trichlorobenzene | ND | | 0.00100 | 1 | 05/24/2024 08:24 | WG2291925 |
| 1,1,1-Trichloroethane | ND | | 0.00100 | 1 | 05/24/2024 08:24 | WG2291925 |
| 1,1,2-Trichloroethane | ND | | 0.00100 | 1 | 05/24/2024 08:24 | WG2291925 |
| Trichloroethene | ND | | 0.00100 | 1 | 05/24/2024 08:24 | WG2291925 |
| Trichlorofluoromethane | ND | | 0.00500 | 1 | 05/24/2024 08:24 | WG2291925 |
| 1,2,3-Trichloropropane | ND | | 0.00250 | 1 | 05/24/2024 08:24 | WG2291925 |
| 1,2,4-Trimethylbenzene | ND | | 0.00100 | 1 | 05/24/2024 08:24 | WG2291925 |
| 1,3,5-Trimethylbenzene | ND | | 0.00100 | 1 | 05/24/2024 08:24 | WG2291925 |
| Vinyl acetate | ND | | 0.0100 | 1 | 05/24/2024 08:24 | WG2291925 |
| Vinyl chloride | ND | | 0.00100 | 1 | 05/24/2024 08:24 | WG2291925 |
| Xylenes, Total | ND | | 0.00300 | 1 | 05/24/2024 08:24 | WG2291925 |
| Di-isopropyl ether | ND | | 0.00100 | 1 | 05/24/2024 08:24 | WG2291925 |
| Ethanol | ND | | 0.100 | 1 | 05/24/2024 08:24 | WG2291925 |
| Ethyl tert-butyl ether | ND | | 0.00100 | 1 | 05/24/2024 08:24 | WG2291925 |
| Methyl tert-butyl ether | ND | | 0.00100 | 1 | 05/24/2024 08:24 | WG2291925 |
| tert-Butyl alcohol | 0.00804 | B1 L1 R7 | 0.00500 | 1 | 05/24/2024 08:24 | WG2291925 |
| tert-Amyl Methyl Ether | ND | | 0.00100 | 1 | 05/24/2024 08:24 | WG2291925 |
| *(S) Toluene-d8* | *109* | | *80.0-120* | | *05/24/2024 08:24* | WG2291925 |
| *(S) 4-Bromofluorobenzene* | *112* | | *77.0-126* | | *05/24/2024 08:24* | WG2291925 |
| *(S) 1,2-Dichloroethane-d4* | *110* | | *70.0-130* | | *05/24/2024 08:24* | WG2291925 |

1 Cp
2 Tc
3 Ss
4 Cn
5 Sr
6 Qc
7 Is
8 Gl
9 Al
10 Sc

## Gravimetric Analysis by Method 2540 C-2011

| Analyte | Result | Qualifier | RDL | Dilution | Analysis | Batch |
|---|---|---|---|---|---|---|
| | mg/l | | mg/l | | date / time | |
| Dissolved Solids | 617 | | 10.0 | 1 | 05/23/2024 17:41 | WG2291848 |

## Wet Chemistry by Method 9056A

| Analyte | Result | Qualifier | RDL | Dilution | Analysis | Batch |
|---|---|---|---|---|---|---|
| | mg/l | | mg/l | | date / time | |
| Nitrate | 3.91 | | 0.100 | 1 | 05/18/2024 06:58 | WG2288461 |
| Nitrite | ND | | 0.100 | 1 | 05/18/2024 06:58 | WG2288461 |
| Sulfate | 155 | | 5.00 | 1 | 05/18/2024 06:58 | WG2288461 |

## Metals (ICP) by Method 6010D

| Analyte | Result | Qualifier | RDL | Dilution | Analysis | Batch |
|---|---|---|---|---|---|---|
| | mg/l | | mg/l | | date / time | |
| Iron | 0.865 | | 0.100 | 1 | 05/27/2024 21:09 | WG2291233 |

## Volatile Organic Compounds (GC) by Method RSK175

| Analyte | Result | Qualifier | RDL | Dilution | Analysis | Batch |
|---|---|---|---|---|---|---|
| | mg/l | | mg/l | | date / time | |
| Methane | ND | | 0.0100 | 1 | 05/21/2024 12:03 | WG2289420 |
| Ethane | ND | | 0.0130 | 1 | 05/21/2024 12:03 | WG2289420 |
| Ethene | ND | | 0.0130 | 1 | 05/21/2024 12:03 | WG2289420 |

## Volatile Organic Compounds (GC/MS) by Method 8260B

| Analyte | Result | Qualifier | RDL | Dilution | Analysis | Batch |
|---|---|---|---|---|---|---|
| | mg/l | | mg/l | | date / time | |
| Acetone | ND | | 0.0500 | 1 | 05/24/2024 08:44 | WG2291925 |
| Acrylonitrile | ND | | 0.0100 | 1 | 05/24/2024 08:44 | WG2291925 |
| Benzene | ND | | 0.00100 | 1 | 05/24/2024 08:44 | WG2291925 |
| Bromobenzene | ND | | 0.00100 | 1 | 05/24/2024 08:44 | WG2291925 |
| Bromochloromethane | ND | | 0.00100 | 1 | 05/24/2024 08:44 | WG2291925 |
| Bromodichloromethane | ND | | 0.00100 | 1 | 05/24/2024 08:44 | WG2291925 |
| Bromoform | ND | | 0.00100 | 1 | 05/24/2024 08:44 | WG2291925 |
| Bromomethane | ND | | 0.00500 | 1 | 05/24/2024 08:44 | WG2291925 |
| n-Butylbenzene | ND | | 0.00100 | 1 | 05/24/2024 08:44 | WG2291925 |
| sec-Butylbenzene | ND | | 0.00100 | 1 | 05/24/2024 08:44 | WG2291925 |
| tert-Butylbenzene | ND | | 0.00100 | 1 | 05/24/2024 08:44 | WG2291925 |
| Carbon tetrachloride | ND | | 0.00100 | 1 | 05/24/2024 08:44 | WG2291925 |
| Carbon disulfide | ND | | 0.00100 | 1 | 05/24/2024 08:44 | WG2291925 |
| Chlorobenzene | ND | | 0.00100 | 1 | 05/24/2024 08:44 | WG2291925 |
| Chlorodibromomethane | ND | | 0.00100 | 1 | 05/24/2024 08:44 | WG2291925 |
| Chloroethane | ND | | 0.00500 | 1 | 05/24/2024 08:44 | WG2291925 |
| Chloroform | ND | | 0.00500 | 1 | 05/24/2024 08:44 | WG2291925 |
| Chloromethane | ND | | 0.00250 | 1 | 05/24/2024 08:44 | WG2291925 |
| 1,2-Dibromo-3-Chloropropane | ND | | 0.00500 | 1 | 05/24/2024 08:44 | WG2291925 |
| 1,2-Dibromoethane | ND | | 0.00100 | 1 | 05/24/2024 08:44 | WG2291925 |
| Dibromomethane | ND | | 0.00100 | 1 | 05/24/2024 08:44 | WG2291925 |
| 1,2-Dichlorobenzene | ND | | 0.00100 | 1 | 05/24/2024 08:44 | WG2291925 |
| 1,3-Dichlorobenzene | ND | | 0.00100 | 1 | 05/24/2024 08:44 | WG2291925 |
| 1,4-Dichlorobenzene | ND | | 0.00100 | 1 | 05/24/2024 08:44 | WG2291925 |
| trans-1,4-Dichloro-2-butene | ND | | 0.00250 | 1 | 05/24/2024 08:44 | WG2291925 |
| Dichlorodifluoromethane | ND | | 0.00500 | 1 | 05/24/2024 08:44 | WG2291925 |
| 1,1-Dichloroethane | ND | | 0.00100 | 1 | 05/24/2024 08:44 | WG2291925 |
| 1,2-Dichloroethane | ND | | 0.00100 | 1 | 05/24/2024 08:44 | WG2291925 |
| 1,1-Dichloroethene | ND | | 0.00100 | 1 | 05/24/2024 08:44 | WG2291925 |
| cis-1,2-Dichloroethene | ND | | 0.00100 | 1 | 05/24/2024 08:44 | WG2291925 |

1 Cp
2 Tc
3 Ss
4 Cn
5 Sr
6 Qc
7 Is
8 Gl
9 Al
10 Sc

## Volatile Organic Compounds (GC/MS) by Method 8260B

| Analyte | Result mg/l | Qualifier | RDL mg/l | Dilution | Analysis date / time | Batch |
|---|---|---|---|---|---|---|
| trans-1,2-Dichloroethene | ND | | 0.00100 | 1 | 05/24/2024 08:44 | WG2291925 |
| 1,2-Dichloropropane | ND | | 0.00100 | 1 | 05/24/2024 08:44 | WG2291925 |
| cis-1,3-Dichloropropene | ND | | 0.00100 | 1 | 05/24/2024 08:44 | WG2291925 |
| trans-1,3-Dichloropropene | ND | | 0.00100 | 1 | 05/24/2024 08:44 | WG2291925 |
| Ethylbenzene | ND | | 0.00100 | 1 | 05/24/2024 08:44 | WG2291925 |
| Hexachloro-1,3-butadiene | ND | | 0.00100 | 1 | 05/24/2024 08:44 | WG2291925 |
| 2-Hexanone | ND | | 0.0100 | 1 | 05/24/2024 08:44 | WG2291925 |
| 2-Butanone (MEK) | ND | | 0.0100 | 1 | 05/24/2024 08:44 | WG2291925 |
| Iodomethane | ND | | 0.0100 | 1 | 05/24/2024 08:44 | WG2291925 |
| Methylene Chloride | ND | | 0.00500 | 1 | 05/24/2024 08:44 | WG2291925 |
| 4-Methyl-2-pentanone (MIBK) | ND | | 0.0100 | 1 | 05/24/2024 08:44 | WG2291925 |
| Naphthalene | ND | | 0.00500 | 1 | 05/24/2024 08:44 | WG2291925 |
| n-Propylbenzene | ND | | 0.00100 | 1 | 05/24/2024 08:44 | WG2291925 |
| Styrene | ND | | 0.00100 | 1 | 05/24/2024 08:44 | WG2291925 |
| 1,1,1,2-Tetrachloroethane | ND | | 0.00100 | 1 | 05/24/2024 08:44 | WG2291925 |
| 1,1,2,2-Tetrachloroethane | ND | | 0.00100 | 1 | 05/24/2024 08:44 | WG2291925 |
| 1,1,2-Trichlorotrifluoroethane | ND | | 0.00100 | 1 | 05/24/2024 08:44 | WG2291925 |
| Tetrachloroethene | 0.00174 | | 0.00100 | 1 | 05/24/2024 08:44 | WG2291925 |
| Toluene | ND | | 0.00100 | 1 | 05/24/2024 08:44 | WG2291925 |
| 1,2,4-Trichlorobenzene | ND | | 0.00100 | 1 | 05/24/2024 08:44 | WG2291925 |
| 1,1,1-Trichloroethane | ND | | 0.00100 | 1 | 05/24/2024 08:44 | WG2291925 |
| 1,1,2-Trichloroethane | ND | | 0.00100 | 1 | 05/24/2024 08:44 | WG2291925 |
| Trichloroethene | ND | | 0.00100 | 1 | 05/24/2024 08:44 | WG2291925 |
| Trichlorofluoromethane | ND | | 0.00500 | 1 | 05/24/2024 08:44 | WG2291925 |
| 1,2,3-Trichloropropane | ND | | 0.00250 | 1 | 05/24/2024 08:44 | WG2291925 |
| 1,2,4-Trimethylbenzene | ND | | 0.00100 | 1 | 05/24/2024 08:44 | WG2291925 |
| 1,3,5-Trimethylbenzene | ND | | 0.00100 | 1 | 05/24/2024 08:44 | WG2291925 |
| Vinyl acetate | ND | | 0.0100 | 1 | 05/24/2024 08:44 | WG2291925 |
| Vinyl chloride | ND | | 0.00100 | 1 | 05/24/2024 08:44 | WG2291925 |
| Xylenes, Total | ND | | 0.00300 | 1 | 05/24/2024 08:44 | WG2291925 |
| Di-isopropyl ether | ND | | 0.00100 | 1 | 05/24/2024 08:44 | WG2291925 |
| Ethanol | ND | | 0.100 | 1 | 05/24/2024 08:44 | WG2291925 |
| Ethyl tert-butyl ether | ND | | 0.00100 | 1 | 05/24/2024 08:44 | WG2291925 |
| Methyl tert-butyl ether | ND | | 0.00100 | 1 | 05/24/2024 08:44 | WG2291925 |
| tert-Butyl alcohol | 0.00630 | B1 L1 R7 | 0.00500 | 1 | 05/24/2024 08:44 | WG2291925 |
| tert-Amyl Methyl Ether | ND | | 0.00100 | 1 | 05/24/2024 08:44 | WG2291925 |
| *(S) Toluene-d8* | *109* | | *80.0-120* | | *05/24/2024 08:44* | WG2291925 |
| *(S) 4-Bromofluorobenzene* | *111* | | *77.0-126* | | *05/24/2024 08:44* | WG2291925 |
| *(S) 1,2-Dichloroethane-d4* | *111* | | *70.0-130* | | *05/24/2024 08:44* | WG2291925 |

1 Cp
2 Tc
3 Ss
4 Cn
5 Sr
6 Qc
7 Is
8 Gl
9 Al
10 Sc

## Gravimetric Analysis by Method 2540 C-2011

| Analyte | Result mg/l | Qualifier | RDL mg/l | Dilution | Analysis date / time | Batch |
|---|---|---|---|---|---|---|
| Dissolved Solids | 621 | | 10.0 | 1 | 05/23/2024 16:00 | WG2291851 |

## Wet Chemistry by Method 9056A

| Analyte | Result mg/l | Qualifier | RDL mg/l | Dilution | Analysis date / time | Batch |
|---|---|---|---|---|---|---|
| Nitrate | 3.91 | | 0.100 | 1 | 05/18/2024 07:30 | WG2288461 |
| Nitrite | ND | | 0.100 | 1 | 05/18/2024 07:30 | WG2288461 |
| Sulfate | 153 | | 5.00 | 1 | 05/18/2024 07:30 | WG2288461 |

## Metals (ICP) by Method 6010D

| Analyte | Result mg/l | Qualifier | RDL mg/l | Dilution | Analysis date / time | Batch |
|---|---|---|---|---|---|---|
| Iron | 0.711 | | 0.100 | 1 | 05/27/2024 21:14 | WG2291233 |

## Volatile Organic Compounds (GC) by Method RSK175

| Analyte | Result mg/l | Qualifier | RDL mg/l | Dilution | Analysis date / time | Batch |
|---|---|---|---|---|---|---|
| Methane | ND | | 0.0100 | 1 | 05/21/2024 12:07 | WG2289420 |
| Ethane | ND | | 0.0130 | 1 | 05/21/2024 12:07 | WG2289420 |
| Ethene | ND | | 0.0130 | 1 | 05/21/2024 12:07 | WG2289420 |

## Volatile Organic Compounds (GC/MS) by Method 8260B

| Analyte | Result mg/l | Qualifier | RDL mg/l | Dilution | Analysis date / time | Batch |
|---|---|---|---|---|---|---|
| Acetone | ND | | 0.0500 | 1 | 05/24/2024 09:05 | WG2291925 |
| Acrylonitrile | ND | | 0.0100 | 1 | 05/24/2024 09:05 | WG2291925 |
| Benzene | ND | | 0.00100 | 1 | 05/24/2024 09:05 | WG2291925 |
| Bromobenzene | ND | | 0.00100 | 1 | 05/24/2024 09:05 | WG2291925 |
| Bromochloromethane | ND | | 0.00100 | 1 | 05/24/2024 09:05 | WG2291925 |
| Bromodichloromethane | ND | | 0.00100 | 1 | 05/24/2024 09:05 | WG2291925 |
| Bromoform | ND | | 0.00100 | 1 | 05/24/2024 09:05 | WG2291925 |
| Bromomethane | ND | | 0.00500 | 1 | 05/24/2024 09:05 | WG2291925 |
| n-Butylbenzene | ND | | 0.00100 | 1 | 05/24/2024 09:05 | WG2291925 |
| sec-Butylbenzene | ND | | 0.00100 | 1 | 05/24/2024 09:05 | WG2291925 |
| tert-Butylbenzene | ND | | 0.00100 | 1 | 05/24/2024 09:05 | WG2291925 |
| Carbon tetrachloride | ND | | 0.00100 | 1 | 05/24/2024 09:05 | WG2291925 |
| Carbon disulfide | ND | | 0.00100 | 1 | 05/24/2024 09:05 | WG2291925 |
| Chlorobenzene | ND | | 0.00100 | 1 | 05/24/2024 09:05 | WG2291925 |
| Chlorodibromomethane | ND | | 0.00100 | 1 | 05/24/2024 09:05 | WG2291925 |
| Chloroethane | ND | | 0.00500 | 1 | 05/24/2024 09:05 | WG2291925 |
| Chloroform | ND | | 0.00500 | 1 | 05/24/2024 09:05 | WG2291925 |
| Chloromethane | ND | | 0.00250 | 1 | 05/24/2024 09:05 | WG2291925 |
| 1,2-Dibromo-3-Chloropropane | ND | | 0.00500 | 1 | 05/24/2024 09:05 | WG2291925 |
| 1,2-Dibromoethane | ND | | 0.00100 | 1 | 05/24/2024 09:05 | WG2291925 |
| Dibromomethane | ND | | 0.00100 | 1 | 05/24/2024 09:05 | WG2291925 |
| 1,2-Dichlorobenzene | ND | | 0.00100 | 1 | 05/24/2024 09:05 | WG2291925 |
| 1,3-Dichlorobenzene | ND | | 0.00100 | 1 | 05/24/2024 09:05 | WG2291925 |
| 1,4-Dichlorobenzene | ND | | 0.00100 | 1 | 05/24/2024 09:05 | WG2291925 |
| trans-1,4-Dichloro-2-butene | ND | | 0.00250 | 1 | 05/24/2024 09:05 | WG2291925 |
| Dichlorodifluoromethane | ND | | 0.00500 | 1 | 05/24/2024 09:05 | WG2291925 |
| 1,1-Dichloroethane | ND | | 0.00100 | 1 | 05/24/2024 09:05 | WG2291925 |
| 1,2-Dichloroethane | ND | | 0.00100 | 1 | 05/24/2024 09:05 | WG2291925 |
| 1,1-Dichloroethene | ND | | 0.00100 | 1 | 05/24/2024 09:05 | WG2291925 |
| cis-1,2-Dichloroethene | ND | | 0.00100 | 1 | 05/24/2024 09:05 | WG2291925 |

## Volatile Organic Compounds (GC/MS) by Method 8260B

| Analyte | Result mg/l | Qualifier | RDL mg/l | Dilution | Analysis date / time | Batch |
|---|---|---|---|---|---|---|
| trans-1,2-Dichloroethene | ND | | 0.00100 | 1 | 05/24/2024 09:05 | WG2291925 |
| 1,2-Dichloropropane | ND | | 0.00100 | 1 | 05/24/2024 09:05 | WG2291925 |
| cis-1,3-Dichloropropene | ND | | 0.00100 | 1 | 05/24/2024 09:05 | WG2291925 |
| trans-1,3-Dichloropropene | ND | | 0.00100 | 1 | 05/24/2024 09:05 | WG2291925 |
| Ethylbenzene | ND | | 0.00100 | 1 | 05/24/2024 09:05 | WG2291925 |
| Hexachloro-1,3-butadiene | ND | | 0.00100 | 1 | 05/24/2024 09:05 | WG2291925 |
| 2-Hexanone | ND | | 0.0100 | 1 | 05/24/2024 09:05 | WG2291925 |
| 2-Butanone (MEK) | ND | | 0.0100 | 1 | 05/24/2024 09:05 | WG2291925 |
| Iodomethane | ND | | 0.0100 | 1 | 05/24/2024 09:05 | WG2291925 |
| Methylene Chloride | ND | | 0.00500 | 1 | 05/24/2024 09:05 | WG2291925 |
| 4-Methyl-2-pentanone (MIBK) | ND | | 0.0100 | 1 | 05/24/2024 09:05 | WG2291925 |
| Naphthalene | ND | | 0.00500 | 1 | 05/24/2024 09:05 | WG2291925 |
| n-Propylbenzene | ND | | 0.00100 | 1 | 05/24/2024 09:05 | WG2291925 |
| Styrene | ND | | 0.00100 | 1 | 05/24/2024 09:05 | WG2291925 |
| 1,1,1,2-Tetrachloroethane | ND | | 0.00100 | 1 | 05/24/2024 09:05 | WG2291925 |
| 1,1,2,2-Tetrachloroethane | ND | | 0.00100 | 1 | 05/24/2024 09:05 | WG2291925 |
| 1,1,2-Trichlorotrifluoroethane | ND | | 0.00100 | 1 | 05/24/2024 09:05 | WG2291925 |
| Tetrachloroethene | 0.00196 | | 0.00100 | 1 | 05/24/2024 09:05 | WG2291925 |
| Toluene | ND | | 0.00100 | 1 | 05/24/2024 09:05 | WG2291925 |
| 1,2,4-Trichlorobenzene | ND | | 0.00100 | 1 | 05/24/2024 09:05 | WG2291925 |
| 1,1,1-Trichloroethane | ND | | 0.00100 | 1 | 05/24/2024 09:05 | WG2291925 |
| 1,1,2-Trichloroethane | ND | | 0.00100 | 1 | 05/24/2024 09:05 | WG2291925 |
| Trichloroethene | ND | | 0.00100 | 1 | 05/24/2024 09:05 | WG2291925 |
| Trichlorofluoromethane | ND | | 0.00500 | 1 | 05/24/2024 09:05 | WG2291925 |
| 1,2,3-Trichloropropane | ND | | 0.00250 | 1 | 05/24/2024 09:05 | WG2291925 |
| 1,2,4-Trimethylbenzene | ND | | 0.00100 | 1 | 05/24/2024 09:05 | WG2291925 |
| 1,3,5-Trimethylbenzene | ND | | 0.00100 | 1 | 05/24/2024 09:05 | WG2291925 |
| Vinyl acetate | ND | | 0.0100 | 1 | 05/24/2024 09:05 | WG2291925 |
| Vinyl chloride | ND | | 0.00100 | 1 | 05/24/2024 09:05 | WG2291925 |
| Xylenes, Total | ND | | 0.00300 | 1 | 05/24/2024 09:05 | WG2291925 |
| Di-isopropyl ether | ND | | 0.00100 | 1 | 05/24/2024 09:05 | WG2291925 |
| Ethanol | ND | | 0.100 | 1 | 05/24/2024 09:05 | WG2291925 |
| Ethyl tert-butyl ether | ND | | 0.00100 | 1 | 05/24/2024 09:05 | WG2291925 |
| Methyl tert-butyl ether | ND | | 0.00100 | 1 | 05/24/2024 09:05 | WG2291925 |
| tert-Butyl alcohol | 0.00529 | B1 L1 R7 | 0.00500 | 1 | 05/24/2024 09:05 | WG2291925 |
| tert-Amyl Methyl Ether | ND | | 0.00100 | 1 | 05/24/2024 09:05 | WG2291925 |
| *(S) Toluene-d8* | *108* | | *80.0-120* | | *05/24/2024 09:05* | WG2291925 |
| *(S) 4-Bromofluorobenzene* | *113* | | *77.0-126* | | *05/24/2024 09:05* | WG2291925 |
| *(S) 1,2-Dichloroethane-d4* | *114* | | *70.0-130* | | *05/24/2024 09:05* | WG2291925 |

## Gravimetric Analysis by Method 2540 C-2011

| Analyte | Result | Qualifier | RDL | Dilution | Analysis | Batch |
|---|---|---|---|---|---|---|
| | mg/l | | mg/l | | date / time | |
| Dissolved Solids | 776 | | 13.3 | 1 | 05/23/2024 17:41 | WG2291848 |

## Wet Chemistry by Method 9056A

| Analyte | Result | Qualifier | RDL | Dilution | Analysis | Batch |
|---|---|---|---|---|---|---|
| | mg/l | | mg/l | | date / time | |
| Nitrate | 3.86 | | 0.100 | 1 | 05/18/2024 12:49 | WG2288788 |
| Nitrite | ND | | 0.100 | 1 | 05/18/2024 12:49 | WG2288788 |
| Sulfate | 210 | | 25.0 | 5 | 06/04/2024 13:15 | WG2296123 |

## Metals (ICP) by Method 6010D

| Analyte | Result | Qualifier | RDL | Dilution | Analysis | Batch |
|---|---|---|---|---|---|---|
| | mg/l | | mg/l | | date / time | |
| Iron | ND | | 0.100 | 1 | 05/27/2024 21:15 | WG2291233 |

## Volatile Organic Compounds (GC) by Method RSK175

| Analyte | Result | Qualifier | RDL | Dilution | Analysis | Batch |
|---|---|---|---|---|---|---|
| | mg/l | | mg/l | | date / time | |
| Methane | ND | | 0.0100 | 1 | 05/21/2024 12:10 | WG2289420 |
| Ethane | ND | | 0.0130 | 1 | 05/21/2024 12:10 | WG2289420 |
| Ethene | ND | | 0.0130 | 1 | 05/21/2024 12:10 | WG2289420 |

## Volatile Organic Compounds (GC/MS) by Method 8260B

| Analyte | Result | Qualifier | RDL | Dilution | Analysis | Batch |
|---|---|---|---|---|---|---|
| | mg/l | | mg/l | | date / time | |
| Acetone | ND | | 0.0500 | 1 | 05/24/2024 09:26 | WG2291925 |
| Acrylonitrile | ND | | 0.0100 | 1 | 05/24/2024 09:26 | WG2291925 |
| Benzene | ND | | 0.00100 | 1 | 05/24/2024 09:26 | WG2291925 |
| Bromobenzene | ND | | 0.00100 | 1 | 05/24/2024 09:26 | WG2291925 |
| Bromochloromethane | ND | | 0.00100 | 1 | 05/24/2024 09:26 | WG2291925 |
| Bromodichloromethane | ND | | 0.00100 | 1 | 05/24/2024 09:26 | WG2291925 |
| Bromoform | ND | | 0.00100 | 1 | 05/24/2024 09:26 | WG2291925 |
| Bromomethane | ND | | 0.00500 | 1 | 05/24/2024 09:26 | WG2291925 |
| n-Butylbenzene | ND | | 0.00100 | 1 | 05/24/2024 09:26 | WG2291925 |
| sec-Butylbenzene | ND | | 0.00100 | 1 | 05/24/2024 09:26 | WG2291925 |
| tert-Butylbenzene | ND | | 0.00100 | 1 | 05/24/2024 09:26 | WG2291925 |
| Carbon tetrachloride | ND | | 0.00100 | 1 | 05/24/2024 09:26 | WG2291925 |
| Carbon disulfide | ND | | 0.00100 | 1 | 05/24/2024 09:26 | WG2291925 |
| Chlorobenzene | ND | | 0.00100 | 1 | 05/24/2024 09:26 | WG2291925 |
| Chlorodibromomethane | ND | | 0.00100 | 1 | 05/24/2024 09:26 | WG2291925 |
| Chloroethane | ND | | 0.00500 | 1 | 05/24/2024 09:26 | WG2291925 |
| Chloroform | ND | | 0.00500 | 1 | 05/24/2024 09:26 | WG2291925 |
| Chloromethane | ND | | 0.00250 | 1 | 05/24/2024 09:26 | WG2291925 |
| 1,2-Dibromo-3-Chloropropane | ND | | 0.00500 | 1 | 05/24/2024 09:26 | WG2291925 |
| 1,2-Dibromoethane | ND | | 0.00100 | 1 | 05/24/2024 09:26 | WG2291925 |
| Dibromomethane | ND | | 0.00100 | 1 | 05/24/2024 09:26 | WG2291925 |
| 1,2-Dichlorobenzene | ND | | 0.00100 | 1 | 05/24/2024 09:26 | WG2291925 |
| 1,3-Dichlorobenzene | ND | | 0.00100 | 1 | 05/24/2024 09:26 | WG2291925 |
| 1,4-Dichlorobenzene | ND | | 0.00100 | 1 | 05/24/2024 09:26 | WG2291925 |
| trans-1,4-Dichloro-2-butene | ND | | 0.00250 | 1 | 05/24/2024 09:26 | WG2291925 |
| Dichlorodifluoromethane | ND | | 0.00500 | 1 | 05/24/2024 09:26 | WG2291925 |
| 1,1-Dichloroethane | ND | | 0.00100 | 1 | 05/24/2024 09:26 | WG2291925 |
| 1,2-Dichloroethane | ND | | 0.00100 | 1 | 05/24/2024 09:26 | WG2291925 |
| 1,1-Dichloroethene | ND | | 0.00100 | 1 | 05/24/2024 09:26 | WG2291925 |
| cis-1,2-Dichloroethene | ND | | 0.00100 | 1 | 05/24/2024 09:26 | WG2291925 |

## Volatile Organic Compounds (GC/MS) by Method 8260B

| Analyte | Result mg/l | Qualifier | RDL mg/l | Dilution | Analysis date / time | Batch |
|---|---|---|---|---|---|---|
| trans-1,2-Dichloroethene | ND | | 0.00100 | 1 | 05/24/2024 09:26 | WG2291925 |
| 1,2-Dichloropropane | ND | | 0.00100 | 1 | 05/24/2024 09:26 | WG2291925 |
| cis-1,3-Dichloropropene | ND | | 0.00100 | 1 | 05/24/2024 09:26 | WG2291925 |
| trans-1,3-Dichloropropene | ND | | 0.00100 | 1 | 05/24/2024 09:26 | WG2291925 |
| Ethylbenzene | ND | | 0.00100 | 1 | 05/24/2024 09:26 | WG2291925 |
| Hexachloro-1,3-butadiene | ND | | 0.00100 | 1 | 05/24/2024 09:26 | WG2291925 |
| 2-Hexanone | ND | | 0.0100 | 1 | 05/24/2024 09:26 | WG2291925 |
| 2-Butanone (MEK) | ND | | 0.0100 | 1 | 05/24/2024 09:26 | WG2291925 |
| Iodomethane | ND | | 0.0100 | 1 | 05/24/2024 09:26 | WG2291925 |
| Methylene Chloride | ND | | 0.00500 | 1 | 05/24/2024 09:26 | WG2291925 |
| 4-Methyl-2-pentanone (MIBK) | ND | | 0.0100 | 1 | 05/24/2024 09:26 | WG2291925 |
| Naphthalene | ND | | 0.00500 | 1 | 05/24/2024 09:26 | WG2291925 |
| n-Propylbenzene | ND | | 0.00100 | 1 | 05/24/2024 09:26 | WG2291925 |
| Styrene | ND | | 0.00100 | 1 | 05/24/2024 09:26 | WG2291925 |
| 1,1,1,2-Tetrachloroethane | ND | | 0.00100 | 1 | 05/24/2024 09:26 | WG2291925 |
| 1,1,2,2-Tetrachloroethane | ND | | 0.00100 | 1 | 05/24/2024 09:26 | WG2291925 |
| 1,1,2-Trichlorotrifluoroethane | ND | | 0.00100 | 1 | 05/24/2024 09:26 | WG2291925 |
| Tetrachloroethene | ND | | 0.00100 | 1 | 05/24/2024 09:26 | WG2291925 |
| Toluene | ND | | 0.00100 | 1 | 05/24/2024 09:26 | WG2291925 |
| 1,2,4-Trichlorobenzene | ND | | 0.00100 | 1 | 05/24/2024 09:26 | WG2291925 |
| 1,1,1-Trichloroethane | ND | | 0.00100 | 1 | 05/24/2024 09:26 | WG2291925 |
| 1,1,2-Trichloroethane | ND | | 0.00100 | 1 | 05/24/2024 09:26 | WG2291925 |
| Trichloroethene | ND | | 0.00100 | 1 | 05/24/2024 09:26 | WG2291925 |
| Trichlorofluoromethane | ND | | 0.00500 | 1 | 05/24/2024 09:26 | WG2291925 |
| 1,2,3-Trichloropropane | ND | | 0.00250 | 1 | 05/24/2024 09:26 | WG2291925 |
| 1,2,4-Trimethylbenzene | ND | | 0.00100 | 1 | 05/24/2024 09:26 | WG2291925 |
| 1,3,5-Trimethylbenzene | ND | | 0.00100 | 1 | 05/24/2024 09:26 | WG2291925 |
| Vinyl acetate | ND | | 0.0100 | 1 | 05/24/2024 09:26 | WG2291925 |
| Vinyl chloride | ND | | 0.00100 | 1 | 05/24/2024 09:26 | WG2291925 |
| Xylenes, Total | ND | | 0.00300 | 1 | 05/24/2024 09:26 | WG2291925 |
| Di-isopropyl ether | ND | | 0.00100 | 1 | 05/24/2024 09:26 | WG2291925 |
| Ethanol | ND | | 0.100 | 1 | 05/24/2024 09:26 | WG2291925 |
| Ethyl tert-butyl ether | ND | | 0.00100 | 1 | 05/24/2024 09:26 | WG2291925 |
| Methyl tert-butyl ether | ND | | 0.00100 | 1 | 05/24/2024 09:26 | WG2291925 |
| tert-Butyl alcohol | ND | L1 R7 | 0.00500 | 1 | 05/24/2024 09:26 | WG2291925 |
| tert-Amyl Methyl Ether | ND | | 0.00100 | 1 | 05/24/2024 09:26 | WG2291925 |
| *(S) Toluene-d8* | *108* | | *80.0-120* | | *05/24/2024 09:26* | WG2291925 |
| *(S) 4-Bromofluorobenzene* | *109* | | *77.0-126* | | *05/24/2024 09:26* | WG2291925 |
| *(S) 1,2-Dichloroethane-d4* | *112* | | *70.0-130* | | *05/24/2024 09:26* | WG2291925 |

1 Cp
2 Tc
3 Ss
4 Cn
5 Sr
6 Qc
7 Is
8 Gl
9 Al
10 Sc

## Gravimetric Analysis by Method 2540 C-2011

| Analyte | Result mg/l | Qualifier | RDL mg/l | Dilution | Analysis date / time | Batch |
|---|---|---|---|---|---|---|
| Dissolved Solids | 572 | | 10.0 | 1 | 05/23/2024 17:41 | WG2291848 |

## Wet Chemistry by Method 9056A

| Analyte | Result mg/l | Qualifier | RDL mg/l | Dilution | Analysis date / time | Batch |
|---|---|---|---|---|---|---|
| Nitrate | ND | | 0.100 | 1 | 05/18/2024 13:04 | WG2288788 |
| Nitrite | ND | | 0.100 | 1 | 05/18/2024 13:04 | WG2288788 |
| Sulfate | 220 | | 25.0 | 5 | 06/04/2024 13:31 | WG2296123 |

## Metals (ICP) by Method 6010D

| Analyte | Result mg/l | Qualifier | RDL mg/l | Dilution | Analysis date / time | Batch |
|---|---|---|---|---|---|---|
| Iron | ND | | 0.100 | 1 | 05/27/2024 21:17 | WG2291233 |

## Volatile Organic Compounds (GC) by Method RSK175

| Analyte | Result mg/l | Qualifier | RDL mg/l | Dilution | Analysis date / time | Batch |
|---|---|---|---|---|---|---|
| Methane | ND | | 0.0100 | 1 | 05/21/2024 12:15 | WG2289420 |
| Ethane | ND | | 0.0130 | 1 | 05/21/2024 12:15 | WG2289420 |
| Ethene | ND | | 0.0130 | 1 | 05/21/2024 12:15 | WG2289420 |

## Volatile Organic Compounds (GC/MS) by Method 8260B

| Analyte | Result mg/l | Qualifier | RDL mg/l | Dilution | Analysis date / time | Batch |
|---|---|---|---|---|---|---|
| Acetone | ND | | 0.250 | 5 | 05/28/2024 14:42 | WG2293848 |
| Acrylonitrile | ND | | 0.0500 | 5 | 05/28/2024 14:42 | WG2293848 |
| Benzene | ND | | 0.00500 | 5 | 05/28/2024 14:42 | WG2293848 |
| Bromobenzene | ND | | 0.00500 | 5 | 05/28/2024 14:42 | WG2293848 |
| Bromochloromethane | ND | | 0.00500 | 5 | 05/28/2024 14:42 | WG2293848 |
| Bromodichloromethane | ND | | 0.00500 | 5 | 05/28/2024 14:42 | WG2293848 |
| Bromoform | ND | | 0.00500 | 5 | 05/28/2024 14:42 | WG2293848 |
| Bromomethane | ND | | 0.0250 | 5 | 05/28/2024 14:42 | WG2293848 |
| n-Butylbenzene | ND | | 0.00500 | 5 | 05/28/2024 14:42 | WG2293848 |
| sec-Butylbenzene | ND | | 0.00500 | 5 | 05/28/2024 14:42 | WG2293848 |
| tert-Butylbenzene | ND | | 0.00500 | 5 | 05/28/2024 14:42 | WG2293848 |
| Carbon tetrachloride | ND | | 0.00500 | 5 | 05/28/2024 14:42 | WG2293848 |
| Carbon disulfide | ND | | 0.00500 | 5 | 05/28/2024 14:42 | WG2293848 |
| Chlorobenzene | ND | | 0.00500 | 5 | 05/28/2024 14:42 | WG2293848 |
| Chlorodibromomethane | ND | | 0.00500 | 5 | 05/28/2024 14:42 | WG2293848 |
| Chloroethane | ND | | 0.0250 | 5 | 05/28/2024 14:42 | WG2293848 |
| Chloroform | ND | | 0.0250 | 5 | 05/28/2024 14:42 | WG2293848 |
| Chloromethane | ND | | 0.0125 | 5 | 05/28/2024 14:42 | WG2293848 |
| 1,2-Dibromo-3-Chloropropane | ND | | 0.0250 | 5 | 05/28/2024 14:42 | WG2293848 |
| 1,2-Dibromoethane | ND | | 0.00500 | 5 | 05/28/2024 14:42 | WG2293848 |
| Dibromomethane | ND | | 0.00500 | 5 | 05/28/2024 14:42 | WG2293848 |
| 1,2-Dichlorobenzene | ND | | 0.00500 | 5 | 05/28/2024 14:42 | WG2293848 |
| 1,3-Dichlorobenzene | ND | | 0.00500 | 5 | 05/28/2024 14:42 | WG2293848 |
| 1,4-Dichlorobenzene | ND | | 0.00500 | 5 | 05/28/2024 14:42 | WG2293848 |
| trans-1,4-Dichloro-2-butene | ND | | 0.0125 | 5 | 05/28/2024 14:42 | WG2293848 |
| Dichlorodifluoromethane | ND | | 0.0250 | 5 | 05/28/2024 14:42 | WG2293848 |
| 1,1-Dichloroethane | ND | | 0.00500 | 5 | 05/28/2024 14:42 | WG2293848 |
| 1,2-Dichloroethane | ND | | 0.00500 | 5 | 05/28/2024 14:42 | WG2293848 |
| 1,1-Dichloroethene | ND | | 0.00500 | 5 | 05/28/2024 14:42 | WG2293848 |
| cis-1,2-Dichloroethene | ND | | 0.00500 | 5 | 05/28/2024 14:42 | WG2293848 |

## Volatile Organic Compounds (GC/MS) by Method 8260B

| Analyte | Result mg/l | Qualifier | RDL mg/l | Dilution | Analysis date / time | Batch |
|---|---|---|---|---|---|---|
| trans-1,2-Dichloroethene | ND | | 0.00500 | 5 | 05/28/2024 14:42 | WG2293848 |
| 1,2-Dichloropropane | ND | | 0.00500 | 5 | 05/28/2024 14:42 | WG2293848 |
| cis-1,3-Dichloropropene | ND | L2 | 0.00500 | 5 | 05/28/2024 14:42 | WG2293848 |
| trans-1,3-Dichloropropene | ND | | 0.00500 | 5 | 05/28/2024 14:42 | WG2293848 |
| Ethylbenzene | ND | | 0.00500 | 5 | 05/28/2024 14:42 | WG2293848 |
| Hexachloro-1,3-butadiene | ND | | 0.00500 | 5 | 05/28/2024 14:42 | WG2293848 |
| 2-Hexanone | ND | | 0.0500 | 5 | 05/28/2024 14:42 | WG2293848 |
| 2-Butanone (MEK) | ND | | 0.0500 | 5 | 05/28/2024 14:42 | WG2293848 |
| Iodomethane | ND | | 0.0500 | 5 | 05/28/2024 14:42 | WG2293848 |
| Methylene Chloride | ND | | 0.0250 | 5 | 05/28/2024 14:42 | WG2293848 |
| 4-Methyl-2-pentanone (MIBK) | ND | | 0.0500 | 5 | 05/28/2024 14:42 | WG2293848 |
| Naphthalene | ND | | 0.0250 | 5 | 05/28/2024 14:42 | WG2293848 |
| n-Propylbenzene | ND | | 0.00500 | 5 | 05/28/2024 14:42 | WG2293848 |
| Styrene | ND | | 0.00500 | 5 | 05/28/2024 14:42 | WG2293848 |
| 1,1,1,2-Tetrachloroethane | ND | | 0.00500 | 5 | 05/28/2024 14:42 | WG2293848 |
| 1,1,2,2-Tetrachloroethane | ND | | 0.00500 | 5 | 05/28/2024 14:42 | WG2293848 |
| 1,1,2-Trichlorotrifluoroethane | ND | | 0.00500 | 5 | 05/28/2024 14:42 | WG2293848 |
| Tetrachloroethene | ND | | 0.00500 | 5 | 05/28/2024 14:42 | WG2293848 |
| Toluene | ND | | 0.00500 | 5 | 05/28/2024 14:42 | WG2293848 |
| 1,2,4-Trichlorobenzene | ND | | 0.00500 | 5 | 05/28/2024 14:42 | WG2293848 |
| 1,1,1-Trichloroethane | ND | | 0.00500 | 5 | 05/28/2024 14:42 | WG2293848 |
| 1,1,2-Trichloroethane | ND | | 0.00500 | 5 | 05/28/2024 14:42 | WG2293848 |
| Trichloroethene | ND | | 0.00500 | 5 | 05/28/2024 14:42 | WG2293848 |
| Trichlorofluoromethane | ND | | 0.0250 | 5 | 05/28/2024 14:42 | WG2293848 |
| 1,2,3-Trichloropropane | ND | | 0.0125 | 5 | 05/28/2024 14:42 | WG2293848 |
| 1,2,4-Trimethylbenzene | ND | | 0.00500 | 5 | 05/28/2024 14:42 | WG2293848 |
| 1,3,5-Trimethylbenzene | ND | | 0.00500 | 5 | 05/28/2024 14:42 | WG2293848 |
| Vinyl acetate | ND | | 0.0500 | 5 | 05/28/2024 14:42 | WG2293848 |
| Vinyl chloride | ND | | 0.00500 | 5 | 05/28/2024 14:42 | WG2293848 |
| Xylenes, Total | ND | | 0.0150 | 5 | 05/28/2024 14:42 | WG2293848 |
| Di-isopropyl ether | ND | | 0.00500 | 5 | 05/28/2024 14:42 | WG2293848 |
| Ethanol | ND | | 0.500 | 5 | 05/28/2024 14:42 | WG2293848 |
| Ethyl tert-butyl ether | ND | | 0.00500 | 5 | 05/28/2024 14:42 | WG2293848 |
| Methyl tert-butyl ether | 0.103 | | 0.00500 | 5 | 05/28/2024 14:42 | WG2293848 |
| tert-Butyl alcohol | ND | | 0.0250 | 5 | 05/28/2024 14:42 | WG2293848 |
| tert-Amyl Methyl Ether | 0.00632 | | 0.00500 | 5 | 05/28/2024 14:42 | WG2293848 |
| *(S) Toluene-d8* | *112* | | *80.0-120* | | *05/28/2024 14:42* | WG2293848 |
| *(S) 4-Bromofluorobenzene* | *100* | | *77.0-126* | | *05/28/2024 14:42* | WG2293848 |
| *(S) 1,2-Dichloroethane-d4* | *93.9* | | *70.0-130* | | *05/28/2024 14:42* | WG2293848 |

**Sample Narrative:**

L1737559-05 WG2293848: Target compounds too high to run at a lower dilution.

## Gravimetric Analysis by Method 2540 C-2011

| Analyte | Result | Qualifier | RDL | Dilution | Analysis | Batch |
|---|---|---|---|---|---|---|
| | mg/l | | mg/l | | date / time | |
| Dissolved Solids | 773 | | 13.3 | 1 | 05/23/2024 17:41 | WG2291848 |

## Wet Chemistry by Method 9056A

| Analyte | Result | Qualifier | RDL | Dilution | Analysis | Batch |
|---|---|---|---|---|---|---|
| | mg/l | | mg/l | | date / time | |
| Nitrate | ND | | 0.100 | 1 | 05/17/2024 22:49 | WG2288611 |
| Nitrite | ND | | 0.100 | 1 | 05/17/2024 22:49 | WG2288611 |
| Sulfate | 311 | | 50.0 | 10 | 05/26/2024 05:39 | WG2291788 |

## Metals (ICP) by Method 6010D

| Analyte | Result | Qualifier | RDL | Dilution | Analysis | Batch |
|---|---|---|---|---|---|---|
| | mg/l | | mg/l | | date / time | |
| Iron | ND | | 0.100 | 1 | 05/27/2024 21:19 | WG2291233 |

## Volatile Organic Compounds (GC) by Method RSK175

| Analyte | Result | Qualifier | RDL | Dilution | Analysis | Batch |
|---|---|---|---|---|---|---|
| | mg/l | | mg/l | | date / time | |
| Methane | ND | | 0.0100 | 1 | 05/21/2024 12:19 | WG2289420 |
| Ethane | ND | | 0.0130 | 1 | 05/21/2024 12:19 | WG2289420 |
| Ethene | ND | | 0.0130 | 1 | 05/21/2024 12:19 | WG2289420 |

## Volatile Organic Compounds (GC/MS) by Method 8260B

| Analyte | Result | Qualifier | RDL | Dilution | Analysis | Batch |
|---|---|---|---|---|---|---|
| | mg/l | | mg/l | | date / time | |
| Acetone | ND | | 10.0 | 200 | 05/24/2024 16:41 | WG2291925 |
| Acrylonitrile | ND | | 2.00 | 200 | 05/24/2024 16:41 | WG2291925 |
| Benzene | ND | | 0.200 | 200 | 05/24/2024 16:41 | WG2291925 |
| Bromobenzene | ND | | 0.200 | 200 | 05/24/2024 16:41 | WG2291925 |
| Bromochloromethane | ND | | 0.200 | 200 | 05/24/2024 16:41 | WG2291925 |
| Bromodichloromethane | ND | | 0.200 | 200 | 05/24/2024 16:41 | WG2291925 |
| Bromoform | ND | | 0.200 | 200 | 05/24/2024 16:41 | WG2291925 |
| Bromomethane | ND | | 1.00 | 200 | 05/24/2024 16:41 | WG2291925 |
| n-Butylbenzene | ND | | 0.200 | 200 | 05/24/2024 16:41 | WG2291925 |
| sec-Butylbenzene | ND | | 0.200 | 200 | 05/24/2024 16:41 | WG2291925 |
| tert-Butylbenzene | ND | | 0.200 | 200 | 05/24/2024 16:41 | WG2291925 |
| Carbon tetrachloride | ND | | 0.200 | 200 | 05/24/2024 16:41 | WG2291925 |
| Carbon disulfide | ND | | 0.200 | 200 | 05/24/2024 16:41 | WG2291925 |
| Chlorobenzene | ND | | 0.200 | 200 | 05/24/2024 16:41 | WG2291925 |
| Chlorodibromomethane | ND | | 0.200 | 200 | 05/24/2024 16:41 | WG2291925 |
| Chloroethane | ND | | 1.00 | 200 | 05/24/2024 16:41 | WG2291925 |
| Chloroform | ND | | 1.00 | 200 | 05/24/2024 16:41 | WG2291925 |
| Chloromethane | ND | | 0.500 | 200 | 05/24/2024 16:41 | WG2291925 |
| 1,2-Dibromo-3-Chloropropane | ND | | 1.00 | 200 | 05/24/2024 16:41 | WG2291925 |
| 1,2-Dibromoethane | ND | | 0.200 | 200 | 05/24/2024 16:41 | WG2291925 |
| Dibromomethane | ND | | 0.200 | 200 | 05/24/2024 16:41 | WG2291925 |
| 1,2-Dichlorobenzene | ND | | 0.200 | 200 | 05/24/2024 16:41 | WG2291925 |
| 1,3-Dichlorobenzene | ND | | 0.200 | 200 | 05/24/2024 16:41 | WG2291925 |
| 1,4-Dichlorobenzene | ND | | 0.200 | 200 | 05/24/2024 16:41 | WG2291925 |
| trans-1,4-Dichloro-2-butene | ND | | 0.500 | 200 | 05/24/2024 16:41 | WG2291925 |
| Dichlorodifluoromethane | ND | | 1.00 | 200 | 05/24/2024 16:41 | WG2291925 |
| 1,1-Dichloroethane | ND | | 0.200 | 200 | 05/24/2024 16:41 | WG2291925 |
| 1,2-Dichloroethane | ND | | 0.200 | 200 | 05/24/2024 16:41 | WG2291925 |
| 1,1-Dichloroethene | ND | | 0.200 | 200 | 05/24/2024 16:41 | WG2291925 |
| cis-1,2-Dichloroethene | ND | | 0.200 | 200 | 05/24/2024 16:41 | WG2291925 |

## Volatile Organic Compounds (GC/MS) by Method 8260B

| Analyte | Result mg/l | Qualifier | RDL mg/l | Dilution | Analysis date / time | Batch |
|---|---|---|---|---|---|---|
| trans-1,2-Dichloroethene | ND | | 0.200 | 200 | 05/24/2024 16:41 | WG2291925 |
| 1,2-Dichloropropane | ND | | 0.200 | 200 | 05/24/2024 16:41 | WG2291925 |
| cis-1,3-Dichloropropene | ND | | 0.200 | 200 | 05/24/2024 16:41 | WG2291925 |
| trans-1,3-Dichloropropene | ND | | 0.200 | 200 | 05/24/2024 16:41 | WG2291925 |
| Ethylbenzene | ND | | 0.200 | 200 | 05/24/2024 16:41 | WG2291925 |
| Hexachloro-1,3-butadiene | ND | | 0.200 | 200 | 05/24/2024 16:41 | WG2291925 |
| 2-Hexanone | ND | | 2.00 | 200 | 05/24/2024 16:41 | WG2291925 |
| 2-Butanone (MEK) | ND | | 2.00 | 200 | 05/24/2024 16:41 | WG2291925 |
| Iodomethane | ND | | 2.00 | 200 | 05/24/2024 16:41 | WG2291925 |
| Methylene Chloride | ND | | 1.00 | 200 | 05/24/2024 16:41 | WG2291925 |
| 4-Methyl-2-pentanone (MIBK) | ND | | 2.00 | 200 | 05/24/2024 16:41 | WG2291925 |
| Naphthalene | ND | | 1.00 | 200 | 05/24/2024 16:41 | WG2291925 |
| n-Propylbenzene | ND | | 0.200 | 200 | 05/24/2024 16:41 | WG2291925 |
| Styrene | ND | | 0.200 | 200 | 05/24/2024 16:41 | WG2291925 |
| 1,1,1,2-Tetrachloroethane | ND | | 0.200 | 200 | 05/24/2024 16:41 | WG2291925 |
| 1,1,2,2-Tetrachloroethane | ND | | 0.200 | 200 | 05/24/2024 16:41 | WG2291925 |
| 1,1,2-Trichlorotrifluoroethane | ND | | 0.200 | 200 | 05/24/2024 16:41 | WG2291925 |
| Tetrachloroethene | ND | | 0.200 | 200 | 05/24/2024 16:41 | WG2291925 |
| Toluene | ND | | 0.200 | 200 | 05/24/2024 16:41 | WG2291925 |
| 1,2,4-Trichlorobenzene | ND | | 0.200 | 200 | 05/24/2024 16:41 | WG2291925 |
| 1,1,1-Trichloroethane | ND | | 0.200 | 200 | 05/24/2024 16:41 | WG2291925 |
| 1,1,2-Trichloroethane | ND | | 0.200 | 200 | 05/24/2024 16:41 | WG2291925 |
| Trichloroethene | ND | | 0.200 | 200 | 05/24/2024 16:41 | WG2291925 |
| Trichlorofluoromethane | ND | | 1.00 | 200 | 05/24/2024 16:41 | WG2291925 |
| 1,2,3-Trichloropropane | ND | | 0.500 | 200 | 05/24/2024 16:41 | WG2291925 |
| 1,2,4-Trimethylbenzene | ND | | 0.200 | 200 | 05/24/2024 16:41 | WG2291925 |
| 1,3,5-Trimethylbenzene | ND | | 0.200 | 200 | 05/24/2024 16:41 | WG2291925 |
| Vinyl acetate | ND | | 2.00 | 200 | 05/24/2024 16:41 | WG2291925 |
| Vinyl chloride | ND | | 0.200 | 200 | 05/24/2024 16:41 | WG2291925 |
| Xylenes, Total | ND | | 0.600 | 200 | 05/24/2024 16:41 | WG2291925 |
| Di-isopropyl ether | ND | | 0.200 | 200 | 05/24/2024 16:41 | WG2291925 |
| Ethanol | ND | | 20.0 | 200 | 05/24/2024 16:41 | WG2291925 |
| Ethyl tert-butyl ether | ND | | 0.200 | 200 | 05/24/2024 16:41 | WG2291925 |
| Methyl tert-butyl ether | 16.2 | | 0.200 | 200 | 05/24/2024 16:41 | WG2291925 |
| tert-Butyl alcohol | ND | L1 R7 | 1.00 | 200 | 05/24/2024 16:41 | WG2291925 |
| tert-Amyl Methyl Ether | 2.15 | | 0.200 | 200 | 05/24/2024 16:41 | WG2291925 |
| *(S) Toluene-d8* | *108* | | *80.0-120* | | *05/24/2024 16:41* | WG2291925 |
| *(S) 4-Bromofluorobenzene* | *110* | | *77.0-126* | | *05/24/2024 16:41* | WG2291925 |
| *(S) 1,2-Dichloroethane-d4* | *114* | | *70.0-130* | | *05/24/2024 16:41* | WG2291925 |

**Sample Narrative:**

L1737559-06 WG2291925: Target compounds too high to run at a lower dilution.

## Volatile Organic Compounds (GC/MS) by Method 8260B

| Analyte | Result mg/l | Qualifier | RDL mg/l | Dilution | Analysis date / time | Batch |
|---|---|---|---|---|---|---|
| Acetone | ND | | 0.0500 | 1 | 05/24/2024 07:00 | WG2291925 |
| Acrylonitrile | ND | | 0.0100 | 1 | 05/24/2024 07:00 | WG2291925 |
| Benzene | ND | | 0.00100 | 1 | 05/24/2024 07:00 | WG2291925 |
| Bromobenzene | ND | | 0.00100 | 1 | 05/24/2024 07:00 | WG2291925 |
| Bromochloromethane | ND | | 0.00100 | 1 | 05/24/2024 07:00 | WG2291925 |
| Bromodichloromethane | ND | | 0.00100 | 1 | 05/24/2024 07:00 | WG2291925 |
| Bromoform | ND | | 0.00100 | 1 | 05/24/2024 07:00 | WG2291925 |
| Bromomethane | ND | | 0.00500 | 1 | 05/24/2024 07:00 | WG2291925 |
| n-Butylbenzene | ND | | 0.00100 | 1 | 05/24/2024 07:00 | WG2291925 |
| sec-Butylbenzene | ND | | 0.00100 | 1 | 05/24/2024 07:00 | WG2291925 |
| tert-Butylbenzene | ND | | 0.00100 | 1 | 05/24/2024 07:00 | WG2291925 |
| Carbon tetrachloride | ND | | 0.00100 | 1 | 05/24/2024 07:00 | WG2291925 |
| Carbon disulfide | ND | | 0.00100 | 1 | 05/24/2024 07:00 | WG2291925 |
| Chlorobenzene | ND | | 0.00100 | 1 | 05/24/2024 07:00 | WG2291925 |
| Chlorodibromomethane | ND | | 0.00100 | 1 | 05/24/2024 07:00 | WG2291925 |
| Chloroethane | ND | | 0.00500 | 1 | 05/24/2024 07:00 | WG2291925 |
| Chloroform | ND | | 0.00500 | 1 | 05/24/2024 07:00 | WG2291925 |
| Chloromethane | ND | | 0.00250 | 1 | 05/24/2024 07:00 | WG2291925 |
| 1,2-Dibromo-3-Chloropropane | ND | | 0.00500 | 1 | 05/24/2024 07:00 | WG2291925 |
| 1,2-Dibromoethane | ND | | 0.00100 | 1 | 05/24/2024 07:00 | WG2291925 |
| Dibromomethane | ND | | 0.00100 | 1 | 05/24/2024 07:00 | WG2291925 |
| 1,2-Dichlorobenzene | ND | | 0.00100 | 1 | 05/24/2024 07:00 | WG2291925 |
| 1,3-Dichlorobenzene | ND | | 0.00100 | 1 | 05/24/2024 07:00 | WG2291925 |
| 1,4-Dichlorobenzene | ND | | 0.00100 | 1 | 05/24/2024 07:00 | WG2291925 |
| trans-1,4-Dichloro-2-butene | ND | | 0.00250 | 1 | 05/24/2024 07:00 | WG2291925 |
| Dichlorodifluoromethane | ND | | 0.00500 | 1 | 05/24/2024 07:00 | WG2291925 |
| 1,1-Dichloroethane | ND | | 0.00100 | 1 | 05/24/2024 07:00 | WG2291925 |
| 1,2-Dichloroethane | ND | | 0.00100 | 1 | 05/24/2024 07:00 | WG2291925 |
| 1,1-Dichloroethene | ND | | 0.00100 | 1 | 05/24/2024 07:00 | WG2291925 |
| cis-1,2-Dichloroethene | ND | | 0.00100 | 1 | 05/24/2024 07:00 | WG2291925 |
| trans-1,2-Dichloroethene | ND | | 0.00100 | 1 | 05/24/2024 07:00 | WG2291925 |
| 1,2-Dichloropropane | ND | | 0.00100 | 1 | 05/24/2024 07:00 | WG2291925 |
| cis-1,3-Dichloropropene | ND | | 0.00100 | 1 | 05/24/2024 07:00 | WG2291925 |
| trans-1,3-Dichloropropene | ND | | 0.00100 | 1 | 05/24/2024 07:00 | WG2291925 |
| Ethylbenzene | ND | | 0.00100 | 1 | 05/24/2024 07:00 | WG2291925 |
| Hexachloro-1,3-butadiene | ND | | 0.00100 | 1 | 05/24/2024 07:00 | WG2291925 |
| 2-Hexanone | ND | | 0.0100 | 1 | 05/24/2024 07:00 | WG2291925 |
| 2-Butanone (MEK) | ND | | 0.0100 | 1 | 05/24/2024 07:00 | WG2291925 |
| Iodomethane | ND | | 0.0100 | 1 | 05/24/2024 07:00 | WG2291925 |
| Methylene Chloride | ND | | 0.00500 | 1 | 05/24/2024 07:00 | WG2291925 |
| 4-Methyl-2-pentanone (MIBK) | ND | | 0.0100 | 1 | 05/24/2024 07:00 | WG2291925 |
| Naphthalene | ND | | 0.00500 | 1 | 05/24/2024 07:00 | WG2291925 |
| n-Propylbenzene | ND | | 0.00100 | 1 | 05/24/2024 07:00 | WG2291925 |
| Styrene | ND | | 0.00100 | 1 | 05/24/2024 07:00 | WG2291925 |
| 1,1,1,2-Tetrachloroethane | ND | | 0.00100 | 1 | 05/24/2024 07:00 | WG2291925 |
| 1,1,2,2-Tetrachloroethane | ND | | 0.00100 | 1 | 05/24/2024 07:00 | WG2291925 |
| 1,1,2-Trichlorotrifluoroethane | ND | | 0.00100 | 1 | 05/24/2024 07:00 | WG2291925 |
| Tetrachloroethene | ND | | 0.00100 | 1 | 05/24/2024 07:00 | WG2291925 |
| Toluene | ND | | 0.00100 | 1 | 05/24/2024 07:00 | WG2291925 |
| 1,2,4-Trichlorobenzene | ND | | 0.00100 | 1 | 05/24/2024 07:00 | WG2291925 |
| 1,1,1-Trichloroethane | ND | | 0.00100 | 1 | 05/24/2024 07:00 | WG2291925 |
| 1,1,2-Trichloroethane | ND | | 0.00100 | 1 | 05/24/2024 07:00 | WG2291925 |
| Trichloroethene | ND | | 0.00100 | 1 | 05/24/2024 07:00 | WG2291925 |
| Trichlorofluoromethane | ND | | 0.00500 | 1 | 05/24/2024 07:00 | WG2291925 |
| 1,2,3-Trichloropropane | ND | | 0.00250 | 1 | 05/24/2024 07:00 | WG2291925 |
| 1,2,4-Trimethylbenzene | ND | | 0.00100 | 1 | 05/24/2024 07:00 | WG2291925 |

## Volatile Organic Compounds (GC/MS) by Method 8260B

| Analyte | Result mg/l | Qualifier | RDL mg/l | Dilution | Analysis date / time | Batch |
|---|---|---|---|---|---|---|
| 1,3,5-Trimethylbenzene | ND | | 0.00100 | 1 | 05/24/2024 07:00 | WG2291925 |
| Vinyl acetate | ND | | 0.0100 | 1 | 05/24/2024 07:00 | WG2291925 |
| Vinyl chloride | ND | | 0.00100 | 1 | 05/24/2024 07:00 | WG2291925 |
| Xylenes, Total | ND | | 0.00300 | 1 | 05/24/2024 07:00 | WG2291925 |
| Di-isopropyl ether | ND | | 0.00100 | 1 | 05/24/2024 07:00 | WG2291925 |
| Ethanol | ND | | 0.100 | 1 | 05/24/2024 07:00 | WG2291925 |
| Ethyl tert-butyl ether | ND | | 0.00100 | 1 | 05/24/2024 07:00 | WG2291925 |
| Methyl tert-butyl ether | ND | | 0.00100 | 1 | 05/24/2024 07:00 | WG2291925 |
| tert-Butyl alcohol | 0.216 | L1 R7 | 0.00500 | 1 | 05/24/2024 07:00 | WG2291925 |
| tert-Amyl Methyl Ether | ND | | 0.00100 | 1 | 05/24/2024 07:00 | WG2291925 |
| *(S) Toluene-d8* | *108* | | *80.0-120* | | *05/24/2024 07:00* | WG2291925 |
| *(S) 4-Bromofluorobenzene* | *109* | | *77.0-126* | | *05/24/2024 07:00* | WG2291925 |
| *(S) 1,2-Dichloroethane-d4* | *108* | | *70.0-130* | | *05/24/2024 07:00* | WG2291925 |

## Volatile Organic Compounds (GC/MS) by Method 8260B

| Analyte | Result mg/l | Qualifier | RDL mg/l | Dilution | Analysis date / time | Batch |
|---|---|---|---|---|---|---|
| Acetone | ND | | 0.0500 | 1 | 05/24/2024 06:40 | WG2291925 |
| Acrylonitrile | ND | | 0.0100 | 1 | 05/24/2024 06:40 | WG2291925 |
| Benzene | ND | | 0.00100 | 1 | 05/24/2024 06:40 | WG2291925 |
| Bromobenzene | ND | | 0.00100 | 1 | 05/24/2024 06:40 | WG2291925 |
| Bromochloromethane | ND | | 0.00100 | 1 | 05/24/2024 06:40 | WG2291925 |
| Bromodichloromethane | ND | | 0.00100 | 1 | 05/24/2024 06:40 | WG2291925 |
| Bromoform | ND | | 0.00100 | 1 | 05/24/2024 06:40 | WG2291925 |
| Bromomethane | ND | | 0.00500 | 1 | 05/24/2024 06:40 | WG2291925 |
| n-Butylbenzene | ND | | 0.00100 | 1 | 05/24/2024 06:40 | WG2291925 |
| sec-Butylbenzene | ND | | 0.00100 | 1 | 05/24/2024 06:40 | WG2291925 |
| tert-Butylbenzene | ND | | 0.00100 | 1 | 05/24/2024 06:40 | WG2291925 |
| Carbon tetrachloride | ND | | 0.00100 | 1 | 05/24/2024 06:40 | WG2291925 |
| Carbon disulfide | ND | | 0.00100 | 1 | 05/24/2024 06:40 | WG2291925 |
| Chlorobenzene | ND | | 0.00100 | 1 | 05/24/2024 06:40 | WG2291925 |
| Chlorodibromomethane | ND | | 0.00100 | 1 | 05/24/2024 06:40 | WG2291925 |
| Chloroethane | ND | | 0.00500 | 1 | 05/24/2024 06:40 | WG2291925 |
| Chloroform | ND | | 0.00500 | 1 | 05/24/2024 06:40 | WG2291925 |
| Chloromethane | ND | | 0.00250 | 1 | 05/24/2024 06:40 | WG2291925 |
| 1,2-Dibromo-3-Chloropropane | ND | | 0.00500 | 1 | 05/24/2024 06:40 | WG2291925 |
| 1,2-Dibromoethane | ND | | 0.00100 | 1 | 05/24/2024 06:40 | WG2291925 |
| Dibromomethane | ND | | 0.00100 | 1 | 05/24/2024 06:40 | WG2291925 |
| 1,2-Dichlorobenzene | ND | | 0.00100 | 1 | 05/24/2024 06:40 | WG2291925 |
| 1,3-Dichlorobenzene | ND | | 0.00100 | 1 | 05/24/2024 06:40 | WG2291925 |
| 1,4-Dichlorobenzene | ND | | 0.00100 | 1 | 05/24/2024 06:40 | WG2291925 |
| trans-1,4-Dichloro-2-butene | ND | | 0.00250 | 1 | 05/24/2024 06:40 | WG2291925 |
| Dichlorodifluoromethane | ND | | 0.00500 | 1 | 05/24/2024 06:40 | WG2291925 |
| 1,1-Dichloroethane | ND | | 0.00100 | 1 | 05/24/2024 06:40 | WG2291925 |
| 1,2-Dichloroethane | ND | | 0.00100 | 1 | 05/24/2024 06:40 | WG2291925 |
| 1,1-Dichloroethene | ND | | 0.00100 | 1 | 05/24/2024 06:40 | WG2291925 |
| cis-1,2-Dichloroethene | ND | | 0.00100 | 1 | 05/24/2024 06:40 | WG2291925 |
| trans-1,2-Dichloroethene | ND | | 0.00100 | 1 | 05/24/2024 06:40 | WG2291925 |
| 1,2-Dichloropropane | ND | | 0.00100 | 1 | 05/24/2024 06:40 | WG2291925 |
| cis-1,3-Dichloropropene | ND | | 0.00100 | 1 | 05/24/2024 06:40 | WG2291925 |
| trans-1,3-Dichloropropene | ND | | 0.00100 | 1 | 05/24/2024 06:40 | WG2291925 |
| Ethylbenzene | ND | | 0.00100 | 1 | 05/24/2024 06:40 | WG2291925 |
| Hexachloro-1,3-butadiene | ND | | 0.00100 | 1 | 05/24/2024 06:40 | WG2291925 |
| 2-Hexanone | ND | | 0.0100 | 1 | 05/24/2024 06:40 | WG2291925 |
| 2-Butanone (MEK) | ND | | 0.0100 | 1 | 05/24/2024 06:40 | WG2291925 |
| Iodomethane | ND | | 0.0100 | 1 | 05/24/2024 06:40 | WG2291925 |
| Methylene Chloride | ND | | 0.00500 | 1 | 05/24/2024 06:40 | WG2291925 |
| 4-Methyl-2-pentanone (MIBK) | ND | | 0.0100 | 1 | 05/24/2024 06:40 | WG2291925 |
| Naphthalene | ND | | 0.00500 | 1 | 05/24/2024 06:40 | WG2291925 |
| n-Propylbenzene | ND | | 0.00100 | 1 | 05/24/2024 06:40 | WG2291925 |
| Styrene | ND | | 0.00100 | 1 | 05/24/2024 06:40 | WG2291925 |
| 1,1,1,2-Tetrachloroethane | ND | | 0.00100 | 1 | 05/24/2024 06:40 | WG2291925 |
| 1,1,2,2-Tetrachloroethane | ND | | 0.00100 | 1 | 05/24/2024 06:40 | WG2291925 |
| 1,1,2-Trichlorotrifluoroethane | ND | | 0.00100 | 1 | 05/24/2024 06:40 | WG2291925 |
| Tetrachloroethene | ND | | 0.00100 | 1 | 05/24/2024 06:40 | WG2291925 |
| Toluene | ND | | 0.00100 | 1 | 05/24/2024 06:40 | WG2291925 |
| 1,2,4-Trichlorobenzene | ND | | 0.00100 | 1 | 05/24/2024 06:40 | WG2291925 |
| 1,1,1-Trichloroethane | ND | | 0.00100 | 1 | 05/24/2024 06:40 | WG2291925 |
| 1,1,2-Trichloroethane | ND | | 0.00100 | 1 | 05/24/2024 06:40 | WG2291925 |
| Trichloroethene | ND | | 0.00100 | 1 | 05/24/2024 06:40 | WG2291925 |
| Trichlorofluoromethane | ND | | 0.00500 | 1 | 05/24/2024 06:40 | WG2291925 |
| 1,2,3-Trichloropropane | ND | | 0.00250 | 1 | 05/24/2024 06:40 | WG2291925 |
| 1,2,4-Trimethylbenzene | ND | | 0.00100 | 1 | 05/24/2024 06:40 | WG2291925 |

## Volatile Organic Compounds (GC/MS) by Method 8260B

| Analyte | Result mg/l | Qualifier | RDL mg/l | Dilution | Analysis date / time | Batch |
|---|---|---|---|---|---|---|
| 1,3,5-Trimethylbenzene | ND | | 0.00100 | 1 | 05/24/2024 06:40 | WG2291925 |
| Vinyl acetate | ND | | 0.0100 | 1 | 05/24/2024 06:40 | WG2291925 |
| Vinyl chloride | ND | | 0.00100 | 1 | 05/24/2024 06:40 | WG2291925 |
| Xylenes, Total | ND | | 0.00300 | 1 | 05/24/2024 06:40 | WG2291925 |
| Di-isopropyl ether | ND | | 0.00100 | 1 | 05/24/2024 06:40 | WG2291925 |
| Ethanol | ND | | 0.100 | 1 | 05/24/2024 06:40 | WG2291925 |
| Ethyl tert-butyl ether | ND | | 0.00100 | 1 | 05/24/2024 06:40 | WG2291925 |
| Methyl tert-butyl ether | ND | | 0.00100 | 1 | 05/24/2024 06:40 | WG2291925 |
| tert-Butyl alcohol | 0.0105 | B1 L1 R7 | 0.00500 | 1 | 05/24/2024 06:40 | WG2291925 |
| tert-Amyl Methyl Ether | ND | | 0.00100 | 1 | 05/24/2024 06:40 | WG2291925 |
| *(S) Toluene-d8* | *107* | | *80.0-120* | | *05/24/2024 06:40* | WG2291925 |
| *(S) 4-Bromofluorobenzene* | *111* | | *77.0-126* | | *05/24/2024 06:40* | WG2291925 |
| *(S) 1,2-Dichloroethane-d4* | *108* | | *70.0-130* | | *05/24/2024 06:40* | WG2291925 |

## Method Blank (MB)

(MB) R4074075-1 05/23/24 17:41

| Analyte | MB Result mg/l | MB Qualifier | MB MDL mg/l | MB RDL mg/l |
|---|---|---|---|---|
| Dissolved Solids | U | | 10.0 | 10.0 |

## L1737559-02 Original Sample (OS) • Duplicate (DUP)

(OS) L1737559-02 05/23/24 17:41 • (DUP) R4074075-3 05/23/24 17:41

| Analyte | Original Result mg/l | DUP Result mg/l | Dilution | DUP RPD % | DUP Qualifier | DUP RPD Limits % |
|---|---|---|---|---|---|---|
| Dissolved Solids | 617 | 622 | 1 | 0.807 | | 10 |

## L1737559-04 Original Sample (OS) • Duplicate (DUP)

(OS) L1737559-04 05/23/24 17:41 • (DUP) R4074075-4 05/23/24 17:41

| Analyte | Original Result mg/l | DUP Result mg/l | Dilution | DUP RPD % | DUP Qualifier | DUP RPD Limits % |
|---|---|---|---|---|---|---|
| Dissolved Solids | 776 | 777 | 1 | 0.171 | | 10 |

## Laboratory Control Sample (LCS)

(LCS) R4074075-2 05/23/24 17:41

| Analyte | Spike Amount mg/l | LCS Result mg/l | LCS Rec. % | Rec. Limits % | LCS Qualifier |
|---|---|---|---|---|---|
| Dissolved Solids | 8800 | 8700 | 98.9 | 85.0-115 | |

## Method Blank (MB)

(MB) R4074067-1 05/23/24 16:00

| Analyte | MB Result mg/l | MB Qualifier | MB MDL mg/l | MB RDL mg/l |
|---|---|---|---|---|
| Dissolved Solids | U | | 10.0 | 10.0 |

## L1737559-01 Original Sample (OS) • Duplicate (DUP)

(OS) L1737559-01 05/23/24 16:00 • (DUP) R4074067-3 05/23/24 16:00

| Analyte | Original Result mg/l | DUP Result mg/l | Dilution | DUP RPD % | DUP Qualifier | DUP RPD Limits % |
|---|---|---|---|---|---|---|
| Dissolved Solids | 712 | 700 | 1 | 1.70 | | 10 |

## Laboratory Control Sample (LCS)

(LCS) R4074067-2 05/23/24 16:00

| Analyte | Spike Amount mg/l | LCS Result mg/l | LCS Rec. % | Rec. Limits % | LCS Qualifier |
|---|---|---|---|---|---|
| Dissolved Solids | 8800 | 8850 | 101 | 85.0-115 | |

## Method Blank (MB)

(MB) R4073271-1 05/17/24 21:14

| Analyte | MB Result mg/l | MB Qualifier | MB MDL mg/l | MB RDL mg/l |
|---|---|---|---|---|
| Nitrate | U | | 0.0480 | 0.100 |
| Nitrite | U | | 0.0420 | 0.100 |
| Sulfate | U | | 0.594 | 5.00 |

## L1737443-07 Original Sample (OS) • Duplicate (DUP)

(OS) L1737443-07 05/18/24 09:53 • (DUP) R4073271-6 05/18/24 10:09

| Analyte | Original Result mg/l | DUP Result mg/l | Dilution | DUP RPD % | DUP Qualifier | DUP RPD Limits % |
|---|---|---|---|---|---|---|
| Nitrate | 8.95 | 8.93 | 1 | 0.122 | | 15 |
| Nitrite | ND | ND | 1 | 0.000 | | 15 |
| Sulfate | 100 | 100 | 1 | 0.114 | | 15 |

## L1737552-04 Original Sample (OS) • Duplicate (DUP)

(OS) L1737552-04 05/18/24 03:47 • (DUP) R4073271-3 05/18/24 04:35

| Analyte | Original Result mg/l | DUP Result mg/l | Dilution | DUP RPD % | DUP Qualifier | DUP RPD Limits % |
|---|---|---|---|---|---|---|
| Nitrate | 9.08 | 9.10 | 5 | 0.245 | | 15 |
| Nitrite | ND | ND | 5 | 0.000 | | 15 |
| Sulfate | 174 | 175 | 5 | 0.648 | | 15 |

## Laboratory Control Sample (LCS)

(LCS) R4073271-2 05/17/24 21:29

| Analyte | Spike Amount mg/l | LCS Result mg/l | LCS Rec. % | Rec. Limits % | LCS Qualifier |
|---|---|---|---|---|---|
| Nitrate | 8.00 | 7.82 | 97.7 | 80.0-120 | |
| Nitrite | 8.00 | 8.17 | 102 | 80.0-120 | |
| Sulfate | 40.0 | 39.1 | 97.7 | 80.0-120 | |

## L1737443-07 Original Sample (OS) • Matrix Spike (MS)

(OS) L1737443-07 05/18/24 09:53 • (MS) R4073271-7 05/18/24 10:25

| Analyte | Spike Amount mg/l | Original Result mg/l | MS Result mg/l | MS Rec. % | Dilution | Rec. Limits % | MS Qualifier |
|---|---|---|---|---|---|---|---|
| Nitrate | 8.00 | 8.95 | 15.3 | 79.0 | 1 | 80.0-120 | M2 |
| Nitrite | 8.00 | ND | 9.61 | 120 | 1 | 80.0-120 | |
| Sulfate | 40.0 | 100 | 120 | 50.2 | 1 | 80.0-120 | M2 |

Sample Narrative:

MS: NO3/SO4 spike failed due to sample matrix

## L1737559-01 Original Sample (OS) • Matrix Spike (MS) • Matrix Spike Duplicate (MSD)

(OS) L1737559-01 05/18/24 04:51 • (MS) R4073271-4 05/18/24 05:07 • (MSD) R4073271-5 05/18/24 05:23

| Analyte | Spike Amount mg/l | Original Result mg/l | MS Result mg/l | MSD Result mg/l | MS Rec. % | MSD Rec. % | Dilution | Rec. Limits % | MS Qualifier | MSD Qualifier | RPD % | RPD Limits % |
|---|---|---|---|---|---|---|---|---|---|---|---|---|
| Nitrate | 8.00 | 3.65 | 11.2 | 11.1 | 93.9 | 92.7 | 1 | 80.0-120 | | | 0.911 | 15 |
| Nitrite | 8.00 | ND | 7.80 | 7.76 | 97.5 | 97.0 | 1 | 80.0-120 | | | 0.429 | 15 |
| Sulfate | 40.0 | 195 | 202 | 205 | 17.6 | 23.1 | 1 | 80.0-120 | E1 M3 | E1 M3 | 1.09 | 15 |

Sample Narrative:

MS: Cl/SO4 spike failed due to sample matrix

MSD: Cl/SO4 spike failed due to sample matrix

## Method Blank (MB)

(MB) R4071564-1 05/17/24 21:43

| Analyte | MB Result mg/l | MB Qualifier | MB MDL mg/l | MB RDL mg/l |
|---|---|---|---|---|
| Nitrate | U | | 0.0480 | 0.100 |
| Nitrite | U | | 0.0420 | 0.100 |

## L1737607-03 Original Sample (OS) • Duplicate (DUP)

(OS) L1737607-03 05/18/24 03:56 • (DUP) R4071564-3 05/18/24 04:11

| Analyte | Original Result mg/l | DUP Result mg/l | Dilution | DUP RPD % | DUP Qualifier | DUP RPD Limits % |
|---|---|---|---|---|---|---|
| Nitrate | ND | ND | 1 | 0.000 | | 15 |
| Nitrite | ND | ND | 1 | 0.000 | | 15 |

## L1737619-04 Original Sample (OS) • Duplicate (DUP)

(OS) L1737619-04 05/18/24 05:47 • (DUP) R4071564-6 05/18/24 06:03

| Analyte | Original Result mg/l | DUP Result mg/l | Dilution | DUP RPD % | DUP Qualifier | DUP RPD Limits % |
|---|---|---|---|---|---|---|
| Nitrate | ND | ND | 1 | 0.000 | | 15 |
| Nitrite | ND | ND | 1 | 0.000 | | 15 |

## Laboratory Control Sample (LCS)

(LCS) R4071564-2 05/17/24 21:59

| Analyte | Spike Amount mg/l | LCS Result mg/l | LCS Rec. % | Rec. Limits % | LCS Qualifier |
|---|---|---|---|---|---|
| Nitrate | 8.00 | 7.90 | 98.8 | 80.0-120 | |
| Nitrite | 8.00 | 7.63 | 95.4 | 80.0-120 | |

## L1737607-03 Original Sample (OS) • Matrix Spike (MS) • Matrix Spike Duplicate (MSD)

(OS) L1737607-03 05/18/24 03:56 • (MS) R4071564-4 05/18/24 04:27 • (MSD) R4071564-5 05/18/24 04:43

| Analyte | Spike Amount mg/l | Original Result mg/l | MS Result mg/l | MSD Result mg/l | MS Rec. % | MSD Rec. % | Dilution | Rec. Limits % | MS Qualifier | MSD Qualifier | RPD % | RPD Limits % |
|---|---|---|---|---|---|---|---|---|---|---|---|---|
| Nitrate | 8.00 | ND | 8.88 | 8.95 | 111 | 112 | 1 | 80.0-120 | | | 0.783 | 15 |
| Nitrite | 8.00 | ND | 7.67 | 7.73 | 95.9 | 96.6 | 1 | 80.0-120 | | | 0.757 | 15 |

## L1737619-04 Original Sample (OS) • Matrix Spike (MS) • Matrix Spike Duplicate (MSD)

(OS) L1737619-04 05/18/24 05:47 • (MS) R4071564-7 05/18/24 06:18 • (MSD) R4071564-8 05/18/24 06:34

| Analyte | Spike Amount mg/l | Original Result mg/l | MS Result mg/l | MSD Result mg/l | MS Rec. % | MSD Rec. % | Dilution | Rec. Limits % | MS Qualifier | MSD Qualifier | RPD % | RPD Limits % |
|---|---|---|---|---|---|---|---|---|---|---|---|---|
| Nitrate | 8.00 | ND | 8.73 | 8.77 | 109 | 110 | 1 | 80.0-120 | | | 0.488 | 15 |
| Nitrite | 8.00 | ND | 7.62 | 7.65 | 95.2 | 95.6 | 1 | 80.0-120 | | | 0.384 | 15 |

## Method Blank (MB)

(MB) R4071565-1 05/18/24 09:29

| Analyte | MB Result mg/l | MB Qualifier | MB MDL mg/l | MB RDL mg/l |
|---|---|---|---|---|
| Nitrate | U | | 0.0480 | 0.100 |
| Nitrite | U | | 0.0420 | 0.100 |

## L1737362-02 Original Sample (OS) • Duplicate (DUP)

(OS) L1737362-02 05/18/24 11:05 • (DUP) R4071565-3 05/18/24 11:21

| Analyte | Original Result mg/l | DUP Result mg/l | Dilution | DUP RPD % | DUP Qualifier | DUP RPD Limits % |
|---|---|---|---|---|---|---|
| Nitrate | ND | ND | 10 | 0.000 | | 15 |
| Nitrite | ND | ND | 10 | 0.000 | | 15 |

Sample Narrative:

OS: Dilution made due to strip test results

## L1737726-05 Original Sample (OS) • Duplicate (DUP)

(OS) L1737726-05 05/18/24 15:12 • (DUP) R4071565-6 05/18/24 15:28

| Analyte | Original Result mg/l | DUP Result mg/l | Dilution | DUP RPD % | DUP Qualifier | DUP RPD Limits % |
|---|---|---|---|---|---|---|
| Nitrate | ND | ND | 1 | 0.000 | | 15 |
| Nitrite | ND | ND | 1 | 0.000 | | 15 |

## Laboratory Control Sample (LCS)

(LCS) R4071565-2 05/18/24 09:45

| Analyte | Spike Amount mg/l | LCS Result mg/l | LCS Rec. % | Rec. Limits % | LCS Qualifier |
|---|---|---|---|---|---|
| Nitrate | 8.00 | 7.90 | 98.7 | 80.0-120 | |
| Nitrite | 8.00 | 7.68 | 96.0 | 80.0-120 | |

## L1737362-02 Original Sample (OS) • Matrix Spike (MS) • Matrix Spike Duplicate (MSD)

(OS) L1737362-02 05/18/24 11:05 • (MS) R4071565-4 05/18/24 11:37 • (MSD) R4071565-5 05/18/24 11:53

| Analyte | Spike Amount mg/l | Original Result mg/l | MS Result mg/l | MSD Result mg/l | MS Rec. % | MSD Rec. % | Dilution | Rec. Limits % | MS Qualifier | MSD Qualifier | RPD % | RPD Limits % |
|---|---|---|---|---|---|---|---|---|---|---|---|---|
| Nitrate | 8.00 | ND | 10.9 | 11.0 | 136 | 137 | 10 | 80.0-120 | M1 | M1 | 0.353 | 15 |
| Nitrite | 8.00 | ND | 7.40 | 7.41 | 92.5 | 92.6 | 10 | 80.0-120 | | | 0.115 | 15 |

## L1737362-02 Original Sample (OS) • Matrix Spike (MS) • Matrix Spike Duplicate (MSD)

(OS) L1737362-02 05/18/24 11:05 • (MS) R4071565-4 05/18/24 11:37 • (MSD) R4071565-5 05/18/24 11:53

| Analyte | Spike Amount mg/l | Original Result mg/l | MS Result mg/l | MSD Result mg/l | MS Rec. % | MSD Rec. % | Dilution | Rec. Limits % | MS Qualifier | MSD Qualifier | RPD % | RPD Limits % |
|---|---|---|---|---|---|---|---|---|---|---|---|---|

Sample Narrative:

OS: Dilution made due to strip test results

MS: Spike failure due to matrix interference

MSD: Spike failure due to matrix interference

## L1737726-05 Original Sample (OS) • Matrix Spike (MS)

(OS) L1737726-05 05/18/24 15:12 • (MS) R4071565-7 05/18/24 15:44

| Analyte | Spike Amount mg/l | Original Result mg/l | MS Result mg/l | MS Rec. % | Dilution | Rec. Limits % | MS Qualifier |
|---|---|---|---|---|---|---|---|
| Nitrate | 8.00 | ND | 8.38 | 105 | 1 | 80.0-120 | |
| Nitrite | 8.00 | ND | 7.64 | 95.4 | 1 | 80.0-120 | |

## Method Blank (MB)

(MB) R4074628-1 05/25/24 17:04

| Analyte | MB Result mg/l | MB Qualifier | MB MDL mg/l | MB RDL mg/l |
|---|---|---|---|---|
| Sulfate | U | | 0.594 | 5.00 |

## L1737348-11 Original Sample (OS) • Duplicate (DUP)

(OS) L1737348-11 05/25/24 21:35 • (DUP) R4074628-3 05/25/24 21:51

| Analyte | Original Result mg/l | DUP Result mg/l | Dilution | DUP RPD % | DUP Qualifier | DUP RPD Limits % |
|---|---|---|---|---|---|---|
| Sulfate | ND | ND | 1 | 0.000 | | 15 |

## L1737552-02 Original Sample (OS) • Duplicate (DUP)

(OS) L1737552-02 05/25/24 23:43 • (DUP) R4074628-5 05/25/24 23:59

| Analyte | Original Result mg/l | DUP Result mg/l | Dilution | DUP RPD % | DUP Qualifier | DUP RPD Limits % |
|---|---|---|---|---|---|---|
| Sulfate | 192 | 192 | 1 | 0.136 | | 15 |

## Laboratory Control Sample (LCS)

(LCS) R4074628-2 05/25/24 17:20

| Analyte | Spike Amount mg/l | LCS Result mg/l | LCS Rec. % | Rec. Limits % | LCS Qualifier |
|---|---|---|---|---|---|
| Sulfate | 40.0 | 39.7 | 99.2 | 80.0-120 | |

## L1737348-11 Original Sample (OS) • Matrix Spike (MS)

(OS) L1737348-11 05/25/24 21:35 • (MS) R4074628-4 05/25/24 22:07

| Analyte | Spike Amount mg/l | Original Result mg/l | MS Result mg/l | MS Rec. % | Dilution | Rec. Limits % | MS Qualifier |
|---|---|---|---|---|---|---|---|
| Sulfate | 40.0 | ND | 39.5 | 98.8 | 1 | 80.0-120 | |

## L1737552-02 Original Sample (OS) • Matrix Spike (MS) • Matrix Spike Duplicate (MSD)

(OS) L1737552-02 05/25/24 23:43 • (MS) R4074628-6 05/26/24 00:15 • (MSD) R4074628-7 05/26/24 00:30

| Analyte | Spike Amount mg/l | Original Result mg/l | MS Result mg/l | MSD Result mg/l | MS Rec. % | MSD Rec. % | Dilution | Rec. Limits % | MS Qualifier | MSD Qualifier | RPD % | RPD Limits % |
|---|---|---|---|---|---|---|---|---|---|---|---|---|
| Sulfate | 40.0 | 192 | 197 | 197 | 13.4 | 12.9 | 1 | 80.0-120 | M3 | M3 | 0.108 | 15 |

## L1737552-02 Original Sample (OS) • Matrix Spike (MS) • Matrix Spike Duplicate (MSD)

(OS) L1737552-02 05/25/24 23:43 • (MS) R4074628-6 05/26/24 00:15 • (MSD) R4074628-7 05/26/24 00:30

| Analyte | Spike Amount mg/l | Original Result mg/l | MS Result mg/l | MSD Result mg/l | MS Rec. % | MSD Rec. % | Dilution | Rec. Limits % | MS Qualifier | MSD Qualifier | RPD % | RPD Limits % |
|---|---|---|---|---|---|---|---|---|---|---|---|---|

Sample Narrative:

MS: SO4 spike failed due to high parent hit

MSD: SO4 spike failed due to high parent hit

## Method Blank (MB)

(MB) R4077413-1 06/04/24 08:41

| Analyte | MB Result mg/l | MB Qualifier | MB MDL mg/l | MB RDL mg/l |
|---|---|---|---|---|
| Sulfate | U | | 0.594 | 5.00 |

## L1738678-05 Original Sample (OS) • Duplicate (DUP)

(OS) L1738678-05 06/04/24 13:47 • (DUP) R4077413-3 06/04/24 14:03

| Analyte | Original Result mg/l | DUP Result mg/l | Dilution | DUP RPD % | DUP Qualifier | DUP RPD Limits % |
|---|---|---|---|---|---|---|
| Sulfate | 18.1 | 18.0 | 1 | 0.300 | | 15 |

## L1738763-01 Original Sample (OS) • Duplicate (DUP)

(OS) L1738763-01 06/04/24 20:12 • (DUP) R4077413-5 06/04/24 20:28

| Analyte | Original Result mg/l | DUP Result mg/l | Dilution | DUP RPD % | DUP Qualifier | DUP RPD Limits % |
|---|---|---|---|---|---|---|
| Sulfate | 32.0 | 31.8 | 1 | 0.806 | | 15 |

## Laboratory Control Sample (LCS)

(LCS) R4077413-2 06/04/24 08:57

| Analyte | Spike Amount mg/l | LCS Result mg/l | LCS Rec. % | Rec. Limits % | LCS Qualifier |
|---|---|---|---|---|---|
| Sulfate | 40.0 | 39.2 | 97.9 | 80.0-120 | |

## L1738678-05 Original Sample (OS) • Matrix Spike (MS)

(OS) L1738678-05 06/04/24 13:47 • (MS) R4077413-4 06/04/24 14:18

| Analyte | Spike Amount mg/l | Original Result mg/l | MS Result mg/l | MS Rec. % | Dilution | Rec. Limits % | MS Qualifier |
|---|---|---|---|---|---|---|---|
| Sulfate | 40.0 | 18.1 | 54.9 | 92.0 | 1 | 80.0-120 | |

## L1738763-01 Original Sample (OS) • Matrix Spike (MS) • Matrix Spike Duplicate (MSD)

(OS) L1738763-01 06/04/24 20:12 • (MS) R4077413-6 06/04/24 20:43 • (MSD) R4077413-7 06/04/24 20:59

| Analyte | Spike Amount mg/l | Original Result mg/l | MS Result mg/l | MSD Result mg/l | MS Rec. % | MSD Rec. % | Dilution | Rec. Limits % | MS Qualifier | MSD Qualifier | RPD % | RPD Limits % |
|---|---|---|---|---|---|---|---|---|---|---|---|---|
| Sulfate | 40.0 | 32.0 | 66.3 | 65.6 | 85.6 | 83.9 | 1 | 80.0-120 | | | 1.01 | 15 |

## Method Blank (MB)

(MB) R4074374-1 05/27/24 20:34

| Analyte | MB Result mg/l | MB Qualifier | MB MDL mg/l | MB RDL mg/l |
|---|---|---|---|---|
| Iron | U | | 0.0180 | 0.100 |

## Laboratory Control Sample (LCS)

(LCS) R4074374-2 05/27/24 20:36

| Analyte | Spike Amount mg/l | LCS Result mg/l | LCS Rec. % | Rec. Limits % | LCS Qualifier |
|---|---|---|---|---|---|
| Iron | 10.0 | 9.75 | 97.5 | 80.0-120 | |

## L1737552-02 Original Sample (OS) • Matrix Spike (MS) • Matrix Spike Duplicate (MSD)

(OS) L1737552-02 05/27/24 20:38 • (MS) R4074374-4 05/27/24 20:41 • (MSD) R4074374-5 05/27/24 20:42

| Analyte | Spike Amount mg/l | Original Result mg/l | MS Result mg/l | MSD Result mg/l | MS Rec. % | MSD Rec. % | Dilution | Rec. Limits % | MS Qualifier | MSD Qualifier | RPD % | RPD Limits % |
|---|---|---|---|---|---|---|---|---|---|---|---|---|
| Iron | 10.0 | 4.63 | 14.4 | 15.4 | 97.8 | 107 | 1 | 75.0-125 | | | 6.39 | 20 |

## L1737559-01 Original Sample (OS) • Matrix Spike (MS) • Matrix Spike Duplicate (MSD)

(OS) L1737559-01 05/27/24 20:44 • (MS) R4074374-6 05/27/24 20:46 • (MSD) R4074374-7 05/27/24 20:47

| Analyte | Spike Amount mg/l | Original Result mg/l | MS Result mg/l | MSD Result mg/l | MS Rec. % | MSD Rec. % | Dilution | Rec. Limits % | MS Qualifier | MSD Qualifier | RPD % | RPD Limits % |
|---|---|---|---|---|---|---|---|---|---|---|---|---|
| Iron | 10.0 | ND | 9.65 | 9.64 | 96.3 | 96.2 | 1 | 75.0-125 | | | 0.108 | 20 |

## Method Blank (MB)

(MB) R4072169-2 05/21/24 10:58

| Analyte | MB Result mg/l | MB Qualifier | MB MDL mg/l | MB RDL mg/l |
|---|---|---|---|---|
| Methane | U | | 0.00291 | 0.0100 |
| Ethane | U | | 0.00407 | 0.0130 |
| Ethene | U | | 0.00426 | 0.0130 |

## L1737552-01 Original Sample (OS) • Duplicate (DUP)

(OS) L1737552-01 05/21/24 11:22 • (DUP) R4072169-3 05/21/24 11:56

| Analyte | Original Result mg/l | DUP Result mg/l | Dilution | DUP RPD % | DUP Qualifier | DUP RPD Limits % |
|---|---|---|---|---|---|---|
| Methane | ND | ND | 1 | 0.000 | | 20 |
| Ethane | ND | ND | 1 | 0.000 | | 20 |
| Ethene | ND | ND | 1 | 0.000 | | 20 |

## L1737559-02 Original Sample (OS) • Duplicate (DUP)

(OS) L1737559-02 05/21/24 12:03 • (DUP) R4072169-4 05/21/24 12:45

| Analyte | Original Result mg/l | DUP Result mg/l | Dilution | DUP RPD % | DUP Qualifier | DUP RPD Limits % |
|---|---|---|---|---|---|---|
| Methane | ND | ND | 1 | 0.000 | | 20 |
| Ethane | ND | ND | 1 | 0.000 | | 20 |
| Ethene | ND | ND | 1 | 0.000 | | 20 |

## Laboratory Control Sample (LCS) • Laboratory Control Sample Duplicate (LCSD)

(LCS) R4072169-1 05/21/24 10:54 • (LCSD) R4072169-9 05/21/24 13:14

| Analyte | Spike Amount mg/l | LCS Result mg/l | LCSD Result mg/l | LCS Rec. % | LCSD Rec. % | Rec. Limits % | LCS Qualifier | LCSD Qualifier | RPD % | RPD Limits % |
|---|---|---|---|---|---|---|---|---|---|---|
| Methane | 0.0678 | 0.0763 | 0.0740 | 113 | 109 | 85.0-115 | | | 3.06 | 20 |
| Ethane | 0.129 | 0.127 | 0.127 | 98.4 | 98.4 | 85.0-115 | | | 0.000 | 20 |
| Ethene | 0.127 | 0.127 | 0.127 | 100 | 100 | 85.0-115 | | | 0.000 | 20 |

## L1737552-02 Original Sample (OS) • Matrix Spike (MS) • Matrix Spike Duplicate (MSD)

(OS) L1737552-02 05/21/24 11:25 • (MS) R4072169-5 05/21/24 12:59 • (MSD) R4072169-6 05/21/24 13:02

| Analyte | Spike Amount mg/l | Original Result mg/l | MS Result mg/l | MSD Result mg/l | MS Rec. % | MSD Rec. % | Dilution | Rec. Limits % | MS Qualifier | MSD Qualifier | RPD % | RPD Limits % |
|---|---|---|---|---|---|---|---|---|---|---|---|---|
| Methane | 0.0678 | ND | 0.0731 | 0.0713 | 108 | 105 | 1 | 50.0-150 | | | 2.49 | 20 |
| Ethane | 0.129 | ND | 0.127 | 0.129 | 98.4 | 100 | 1 | 50.0-150 | | | 1.56 | 20 |
| Ethene | 0.127 | ND | 0.127 | 0.129 | 100 | 102 | 1 | 50.0-150 | | | 1.56 | 20 |

## L1737559-01 Original Sample (OS) • Matrix Spike (MS) • Matrix Spike Duplicate (MSD)

(OS) L1737559-01 05/21/24 12:00 • (MS) R4072169-7 05/21/24 13:05 • (MSD) R4072169-8 05/21/24 13:08

| Analyte | Spike Amount mg/l | Original Result mg/l | MS Result mg/l | MSD Result mg/l | MS Rec. % | MSD Rec. % | Dilution | Rec. Limits % | MS Qualifier | MSD Qualifier | RPD % | RPD Limits % |
|---|---|---|---|---|---|---|---|---|---|---|---|---|
| Methane | 0.0678 | ND | 0.0752 | 0.0726 | 111 | 107 | 1 | 50.0-150 | | | 3.52 | 20 |
| Ethane | 0.129 | ND | 0.129 | 0.127 | 100 | 98.4 | 1 | 50.0-150 | | | 1.56 | 20 |
| Ethene | 0.127 | ND | 0.129 | 0.127 | 102 | 100 | 1 | 50.0-150 | | | 1.56 | 20 |

## Method Blank (MB)

(MB) R4073581-3 05/24/24 06:19

| Analyte | MB Result mg/l | MB Qualifier | MB MDL mg/l | MB RDL mg/l |
|---|---|---|---|---|
| Acetone | U | | 0.0113 | 0.0500 |
| Acrylonitrile | U | | 0.000671 | 0.0100 |
| Benzene | U | | 0.0000941 | 0.00100 |
| Bromobenzene | U | | 0.000118 | 0.00100 |
| Bromochloromethane | U | | 0.000128 | 0.00100 |
| Bromodichloromethane | U | | 0.000136 | 0.00100 |
| Bromoform | U | | 0.000129 | 0.00100 |
| Bromomethane | U | | 0.000605 | 0.00500 |
| n-Butylbenzene | U | | 0.000157 | 0.00100 |
| sec-Butylbenzene | U | | 0.000125 | 0.00100 |
| tert-Butylbenzene | U | | 0.000127 | 0.00100 |
| Carbon tetrachloride | U | | 0.000128 | 0.00100 |
| Carbon disulfide | U | | 0.0000962 | 0.00100 |
| Chlorobenzene | U | | 0.000116 | 0.00100 |
| Chlorodibromomethane | U | | 0.000140 | 0.00100 |
| Chloroethane | U | | 0.000192 | 0.00500 |
| Chloroform | U | | 0.000111 | 0.00500 |
| Chloromethane | U | | 0.000960 | 0.00250 |
| 1,2-Dibromo-3-Chloropropane | U | | 0.000276 | 0.00500 |
| 1,2-Dibromoethane | U | | 0.000126 | 0.00100 |
| Dibromomethane | U | | 0.000122 | 0.00100 |
| 1,2-Dichlorobenzene | U | | 0.000107 | 0.00100 |
| 1,3-Dichlorobenzene | U | | 0.000110 | 0.00100 |
| 1,4-Dichlorobenzene | U | | 0.000120 | 0.00100 |
| trans-1,4-Dichloro-2-butene | U | | 0.000467 | 0.00250 |
| Dichlorodifluoromethane | U | | 0.000374 | 0.00500 |
| 1,1-Dichloroethane | U | | 0.000100 | 0.00100 |
| 1,2-Dichloroethane | U | | 0.0000819 | 0.00100 |
| 1,1-Dichloroethene | U | | 0.000188 | 0.00100 |
| cis-1,2-Dichloroethene | U | | 0.000126 | 0.00100 |
| trans-1,2-Dichloroethene | U | | 0.000149 | 0.00100 |
| 1,2-Dichloropropane | U | | 0.000149 | 0.00100 |
| cis-1,3-Dichloropropene | U | | 0.000111 | 0.00100 |
| trans-1,3-Dichloropropene | U | | 0.000118 | 0.00100 |
| Ethylbenzene | U | | 0.000137 | 0.00100 |
| Hexachloro-1,3-butadiene | U | | 0.000337 | 0.00100 |
| 2-Hexanone | U | | 0.000787 | 0.0100 |
| 2-Butanone (MEK) | U | | 0.00119 | 0.0100 |
| Iodomethane | U | | 0.00600 | 0.0100 |
| Methylene Chloride | U | | 0.000430 | 0.00500 |

## Method Blank (MB)

(MB) R4073581-3 05/24/24 06:19

| Analyte | MB Result mg/l | MB Qualifier | MB MDL mg/l | MB RDL mg/l |
|---|---|---|---|---|
| 4-Methyl-2-pentanone (MIBK) | U | | 0.000478 | 0.0100 |
| Naphthalene | U | | 0.00100 | 0.00500 |
| n-Propylbenzene | U | | 0.0000993 | 0.00100 |
| Styrene | U | | 0.000118 | 0.00100 |
| 1,1,1,2-Tetrachloroethane | U | | 0.000147 | 0.00100 |
| 1,1,2,2-Tetrachloroethane | U | | 0.000133 | 0.00100 |
| 1,1,2-Trichlorotrifluoroethane | U | | 0.000180 | 0.00100 |
| Tetrachloroethene | U | | 0.000300 | 0.00100 |
| Toluene | U | | 0.000278 | 0.00100 |
| 1,2,4-Trichlorobenzene | U | | 0.000481 | 0.00100 |
| 1,1,1-Trichloroethane | U | | 0.000149 | 0.00100 |
| 1,1,2-Trichloroethane | U | | 0.000158 | 0.00100 |
| Trichloroethene | U | | 0.000190 | 0.00100 |
| Trichlorofluoromethane | U | | 0.000160 | 0.00500 |
| 1,2,3-Trichloropropane | U | | 0.000237 | 0.00250 |
| 1,2,4-Trimethylbenzene | U | | 0.000322 | 0.00100 |
| 1,3,5-Trimethylbenzene | U | | 0.000104 | 0.00100 |
| Vinyl acetate | U | | 0.000692 | 0.0100 |
| Vinyl chloride | U | | 0.000234 | 0.00100 |
| Xylenes, Total | U | | 0.000174 | 0.00300 |
| Di-isopropyl ether | U | | 0.000105 | 0.00100 |
| Ethanol | U | | 0.0420 | 0.100 |
| Ethyl tert-butyl ether | U | | 0.000101 | 0.00100 |
| Methyl tert-butyl ether | U | | 0.000101 | 0.00100 |
| tert-Butyl alcohol | 0.00469 | E4 | 0.00406 | 0.00500 |
| tert-Amyl Methyl Ether | U | | 0.000195 | 0.00100 |
| *(S) Toluene-d8* | *110* | | | *80.0-120* |
| *(S) 4-Bromofluorobenzene* | *111* | | | *77.0-126* |
| *(S) 1,2-Dichloroethane-d4* | *108* | | | *70.0-130* |

## Laboratory Control Sample (LCS) • Laboratory Control Sample Duplicate (LCSD)

(LCS) R4073581-1 05/24/24 05:17 • (LCSD) R4073581-2 05/24/24 05:37

| Analyte | Spike Amount mg/l | LCS Result mg/l | LCSD Result mg/l | LCS Rec. % | LCSD Rec. % | Rec. Limits % | LCS Qualifier | LCSD Qualifier | RPD % | RPD Limits % |
|---|---|---|---|---|---|---|---|---|---|---|
| Acetone | 0.0250 | 0.0139 | 0.0132 | 55.6 | 52.8 | 19.0-160 | | | 5.17 | 27 |
| Acrylonitrile | 0.0250 | 0.0277 | 0.0264 | 111 | 106 | 55.0-149 | | | 4.81 | 20 |
| Benzene | 0.00500 | 0.00527 | 0.00516 | 105 | 103 | 70.0-123 | | | 2.11 | 20 |
| Bromobenzene | 0.00500 | 0.00511 | 0.00501 | 102 | 100 | 73.0-121 | | | 1.98 | 20 |

## Laboratory Control Sample (LCS) • Laboratory Control Sample Duplicate (LCSD)

(LCS) R4073581-1 05/24/24 05:17 • (LCSD) R4073581-2 05/24/24 05:37

| Analyte | Spike Amount mg/l | LCS Result mg/l | LCSD Result mg/l | LCS Rec. % | LCSD Rec. % | Rec. Limits % | LCS Qualifier | LCSD Qualifier | RPD % | RPD Limits % |
|---|---|---|---|---|---|---|---|---|---|---|
| Bromochloromethane | 0.00500 | 0.00555 | 0.00531 | 111 | 106 | 76.0-122 | | | 4.42 | 20 |
| Bromodichloromethane | 0.00500 | 0.00534 | 0.00508 | 107 | 102 | 75.0-120 | | | 4.99 | 20 |
| Bromoform | 0.00500 | 0.00472 | 0.00489 | 94.4 | 97.8 | 68.0-132 | | | 3.54 | 20 |
| Bromomethane | 0.00500 | 0.00391 | 0.00372 | 78.2 | 74.4 | 10.0-160 | | | 4.98 | 25 |
| n-Butylbenzene | 0.00500 | 0.00480 | 0.00483 | 96.0 | 96.6 | 73.0-125 | | | 0.623 | 20 |
| sec-Butylbenzene | 0.00500 | 0.00516 | 0.00500 | 103 | 100 | 75.0-125 | | | 3.15 | 20 |
| tert-Butylbenzene | 0.00500 | 0.00532 | 0.00539 | 106 | 108 | 76.0-124 | | | 1.31 | 20 |
| Carbon tetrachloride | 0.00500 | 0.00593 | 0.00563 | 119 | 113 | 68.0-126 | | | 5.19 | 20 |
| Carbon disulfide | 0.00500 | 0.00532 | 0.00506 | 106 | 101 | 61.0-128 | | | 5.01 | 20 |
| Chlorobenzene | 0.00500 | 0.00511 | 0.00502 | 102 | 100 | 80.0-121 | | | 1.78 | 20 |
| Chlorodibromomethane | 0.00500 | 0.00516 | 0.00509 | 103 | 102 | 77.0-125 | | | 1.37 | 20 |
| Chloroethane | 0.00500 | 0.00525 | 0.00503 | 105 | 101 | 47.0-150 | | | 4.28 | 20 |
| Chloroform | 0.00500 | 0.00553 | 0.00521 | 111 | 104 | 73.0-120 | | | 5.96 | 20 |
| Chloromethane | 0.00500 | 0.00497 | 0.00478 | 99.4 | 95.6 | 41.0-142 | | | 3.90 | 20 |
| 1,2-Dibromo-3-Chloropropane | 0.00500 | 0.00378 | 0.00353 | 75.6 | 70.6 | 58.0-134 | | | 6.84 | 20 |
| 1,2-Dibromoethane | 0.00500 | 0.00527 | 0.00534 | 105 | 107 | 80.0-122 | | | 1.32 | 20 |
| Dibromomethane | 0.00500 | 0.00525 | 0.00508 | 105 | 102 | 80.0-120 | | | 3.29 | 20 |
| 1,2-Dichlorobenzene | 0.00500 | 0.00514 | 0.00504 | 103 | 101 | 79.0-121 | | | 1.96 | 20 |
| 1,3-Dichlorobenzene | 0.00500 | 0.00511 | 0.00504 | 102 | 101 | 79.0-120 | | | 1.38 | 20 |
| 1,4-Dichlorobenzene | 0.00500 | 0.00509 | 0.00510 | 102 | 102 | 79.0-120 | | | 0.196 | 20 |
| trans-1,4-Dichloro-2-butene | 0.00500 | 0.00424 | 0.00427 | 84.8 | 85.4 | 33.0-144 | | | 0.705 | 20 |
| Dichlorodifluoromethane | 0.00500 | 0.00599 | 0.00565 | 120 | 113 | 51.0-149 | | | 5.84 | 20 |
| 1,1-Dichloroethane | 0.00500 | 0.00548 | 0.00539 | 110 | 108 | 70.0-126 | | | 1.66 | 20 |
| 1,2-Dichloroethane | 0.00500 | 0.00534 | 0.00524 | 107 | 105 | 70.0-128 | | | 1.89 | 20 |
| 1,1-Dichloroethene | 0.00500 | 0.00551 | 0.00564 | 110 | 113 | 71.0-124 | | | 2.33 | 20 |
| cis-1,2-Dichloroethene | 0.00500 | 0.00531 | 0.00524 | 106 | 105 | 73.0-120 | | | 1.33 | 20 |
| trans-1,2-Dichloroethene | 0.00500 | 0.00530 | 0.00498 | 106 | 99.6 | 73.0-120 | | | 6.23 | 20 |
| 1,2-Dichloropropane | 0.00500 | 0.00548 | 0.00526 | 110 | 105 | 77.0-125 | | | 4.10 | 20 |
| cis-1,3-Dichloropropene | 0.00500 | 0.00525 | 0.00517 | 105 | 103 | 80.0-123 | | | 1.54 | 20 |
| trans-1,3-Dichloropropene | 0.00500 | 0.00520 | 0.00528 | 104 | 106 | 78.0-124 | | | 1.53 | 20 |
| Ethylbenzene | 0.00500 | 0.00496 | 0.00494 | 99.2 | 98.8 | 79.0-123 | | | 0.404 | 20 |
| Hexachloro-1,3-butadiene | 0.00500 | 0.00380 | 0.00396 | 76.0 | 79.2 | 54.0-138 | | | 4.12 | 20 |
| 2-Hexanone | 0.0250 | 0.0221 | 0.0222 | 88.4 | 88.8 | 67.0-149 | | | 0.451 | 20 |
| 2-Butanone (MEK) | 0.0250 | 0.0168 | 0.0165 | 67.2 | 66.0 | 44.0-160 | | | 1.80 | 20 |
| Iodomethane | 0.0250 | 0.0113 | 0.0146 | 45.2 | 58.4 | 33.0-147 | | | 25.5 | 26 |
| Methylene Chloride | 0.00500 | 0.00506 | 0.00487 | 101 | 97.4 | 67.0-120 | | | 3.83 | 20 |
| 4-Methyl-2-pentanone (MIBK) | 0.0250 | 0.0276 | 0.0275 | 110 | 110 | 68.0-142 | | | 0.363 | 20 |
| Naphthalene | 0.00500 | 0.00270 | 0.00292 | 54.0 | 58.4 | 54.0-135 | | | 7.83 | 20 |
| n-Propylbenzene | 0.00500 | 0.00521 | 0.00512 | 104 | 102 | 77.0-124 | | | 1.74 | 20 |
| Styrene | 0.00500 | 0.00519 | 0.00519 | 104 | 104 | 73.0-130 | | | 0.000 | 20 |

## Laboratory Control Sample (LCS) • Laboratory Control Sample Duplicate (LCSD)

(LCS) R4073581-1 05/24/24 05:17 • (LCSD) R4073581-2 05/24/24 05:37

| Analyte | Spike Amount mg/l | LCS Result mg/l | LCSD Result mg/l | LCS Rec. % | LCSD Rec. % | Rec. Limits % | LCS Qualifier | LCSD Qualifier | RPD % | RPD Limits % |
|---|---|---|---|---|---|---|---|---|---|---|
| 1,1,1,2-Tetrachloroethane | 0.00500 | 0.00518 | 0.00498 | 104 | 99.6 | 75.0-125 | | | 3.94 | 20 |
| 1,1,2,2-Tetrachloroethane | 0.00500 | 0.00506 | 0.00502 | 101 | 100 | 65.0-130 | | | 0.794 | 20 |
| 1,1,2-Trichlorotrifluoroethane | 0.00500 | 0.00572 | 0.00569 | 114 | 114 | 69.0-132 | | | 0.526 | 20 |
| Tetrachloroethene | 0.00500 | 0.00541 | 0.00531 | 108 | 106 | 72.0-132 | | | 1.87 | 20 |
| Toluene | 0.00500 | 0.00497 | 0.00487 | 99.4 | 97.4 | 79.0-120 | | | 2.03 | 20 |
| 1,2,4-Trichlorobenzene | 0.00500 | 0.00404 | 0.00402 | 80.8 | 80.4 | 57.0-137 | | | 0.496 | 20 |
| 1,1,1-Trichloroethane | 0.00500 | 0.00572 | 0.00556 | 114 | 111 | 73.0-124 | | | 2.84 | 20 |
| 1,1,2-Trichloroethane | 0.00500 | 0.00520 | 0.00483 | 104 | 96.6 | 80.0-120 | | | 7.38 | 20 |
| Trichloroethene | 0.00500 | 0.00534 | 0.00508 | 107 | 102 | 78.0-124 | | | 4.99 | 20 |
| Trichlorofluoromethane | 0.00500 | 0.00607 | 0.00561 | 121 | 112 | 59.0-147 | | | 7.88 | 20 |
| 1,2,3-Trichloropropane | 0.00500 | 0.00532 | 0.00542 | 106 | 108 | 73.0-130 | | | 1.86 | 20 |
| 1,2,4-Trimethylbenzene | 0.00500 | 0.00516 | 0.00507 | 103 | 101 | 76.0-121 | | | 1.76 | 20 |
| 1,3,5-Trimethylbenzene | 0.00500 | 0.00528 | 0.00520 | 106 | 104 | 76.0-122 | | | 1.53 | 20 |
| Vinyl acetate | 0.0250 | 0.0290 | 0.0279 | 116 | 112 | 11.0-160 | | | 3.87 | 20 |
| Vinyl chloride | 0.00500 | 0.00495 | 0.00482 | 99.0 | 96.4 | 67.0-131 | | | 2.66 | 20 |
| Xylenes, Total | 0.0150 | 0.0159 | 0.0154 | 106 | 103 | 79.0-123 | | | 3.19 | 20 |
| Di-isopropyl ether | 0.00500 | 0.00534 | 0.00518 | 107 | 104 | 58.0-138 | | | 3.04 | 20 |
| Ethanol | 0.250 | 0.237 | 0.288 | 94.8 | 115 | 10.0-160 | | | 19.4 | 30 |
| Ethyl tert-butyl ether | 0.00500 | 0.00564 | 0.00543 | 113 | 109 | 63.0-138 | | | 3.79 | 20 |
| Methyl tert-butyl ether | 0.00500 | 0.00560 | 0.00522 | 112 | 104 | 68.0-125 | | | 7.02 | 20 |
| tert-Butyl alcohol | 0.0250 | 0.0477 | 0.0350 | 191 | 140 | 27.0-160 | L1 | R7 | 30.7 | 30 |
| tert-Amyl Methyl Ether | 0.00500 | 0.00568 | 0.00542 | 114 | 108 | 66.0-125 | | | 4.68 | 20 |
| *(S) Toluene-d8* | | | | *104* | *104* | *80.0-120* | | | | |
| *(S) 4-Bromofluorobenzene* | | | | *108* | *108* | *77.0-126* | | | | |
| *(S) 1,2-Dichloroethane-d4* | | | | *108* | *107* | *70.0-130* | | | | |

## L1737559-01 Original Sample (OS) • Matrix Spike (MS) • Matrix Spike Duplicate (MSD)

(OS) L1737559-01 05/24/24 08:24 • (MS) R4073581-4 05/24/24 17:02 • (MSD) R4073581-5 05/24/24 17:23

| Analyte | Spike Amount mg/l | Original Result mg/l | MS Result mg/l | MSD Result mg/l | MS Rec. % | MSD Rec. % | Dilution | Rec. Limits % | MS Qualifier | MSD Qualifier | RPD % | RPD Limits % |
|---|---|---|---|---|---|---|---|---|---|---|---|---|
| Acetone | 0.0250 | ND | ND | ND | 54.8 | 54.0 | 1 | 10.0-160 | | | 1.47 | 35 |
| Acrylonitrile | 0.0250 | ND | 0.0267 | 0.0278 | 107 | 111 | 1 | 21.0-160 | | | 4.04 | 32 |
| Benzene | 0.00500 | ND | 0.00396 | 0.00531 | 79.2 | 106 | 1 | 17.0-158 | | R5 | 29.1 | 27 |
| Bromobenzene | 0.00500 | ND | 0.00423 | 0.00520 | 84.6 | 104 | 1 | 30.0-149 | | | 20.6 | 28 |
| Bromochloromethane | 0.00500 | ND | 0.00503 | 0.00605 | 101 | 121 | 1 | 38.0-142 | | | 18.4 | 26 |
| Bromodichloromethane | 0.00500 | ND | 0.00448 | 0.00562 | 89.6 | 112 | 1 | 31.0-150 | | | 22.6 | 27 |
| Bromoform | 0.00500 | ND | 0.00474 | 0.00531 | 94.8 | 106 | 1 | 29.0-150 | | | 11.3 | 29 |
| Bromomethane | 0.00500 | ND | ND | ND | 56.8 | 75.0 | 1 | 10.0-160 | | | 27.6 | 38 |

## L1737559-01 Original Sample (OS) • Matrix Spike (MS) • Matrix Spike Duplicate (MSD)

(OS) L1737559-01 05/24/24 08:24 • (MS) R4073581-4 05/24/24 17:02 • (MSD) R4073581-5 05/24/24 17:23

| Analyte | Spike Amount mg/l | Original Result mg/l | MS Result mg/l | MSD Result mg/l | MS Rec. % | MSD Rec. % | Dilution | Rec. Limits % | MS Qualifier | MSD Qualifier | RPD % | RPD Limits % |
|---|---|---|---|---|---|---|---|---|---|---|---|---|
| n-Butylbenzene | 0.00500 | ND | 0.00372 | 0.00473 | 74.4 | 94.6 | 1 | 31.0-150 | | | 23.9 | 30 |
| sec-Butylbenzene | 0.00500 | ND | 0.00387 | 0.00520 | 77.4 | 104 | 1 | 33.0-155 | | R5 | 29.3 | 29 |
| tert-Butylbenzene | 0.00500 | ND | 0.00403 | 0.00552 | 80.6 | 110 | 1 | 34.0-153 | | R5 | 31.2 | 28 |
| Carbon tetrachloride | 0.00500 | ND | 0.00459 | 0.00654 | 91.8 | 131 | 1 | 23.0-159 | | R5 | 35.0 | 28 |
| Carbon disulfide | 0.00500 | ND | 0.00331 | 0.00460 | 66.2 | 92.0 | 1 | 10.0-156 | | R5 | 32.6 | 28 |
| Chlorobenzene | 0.00500 | ND | 0.00408 | 0.00538 | 81.6 | 108 | 1 | 33.0-152 | | R5 | 27.5 | 27 |
| Chlorodibromomethane | 0.00500 | ND | 0.00496 | 0.00555 | 99.2 | 111 | 1 | 37.0-149 | | | 11.2 | 27 |
| Chloroethane | 0.00500 | ND | ND | ND | 70.2 | 96.0 | 1 | 10.0-160 | | R5 | 31.0 | 30 |
| Chloroform | 0.00500 | ND | ND | 0.00582 | 88.6 | 116 | 1 | 29.0-154 | | | 27.1 | 28 |
| Chloromethane | 0.00500 | ND | 0.00319 | 0.00462 | 63.8 | 92.4 | 1 | 10.0-160 | | R5 | 36.6 | 29 |
| 1,2-Dibromo-3-Chloropropane | 0.00500 | ND | ND | ND | 86.8 | 92.8 | 1 | 22.0-151 | | | 6.68 | 34 |
| 1,2-Dibromoethane | 0.00500 | ND | 0.00467 | 0.00551 | 93.4 | 110 | 1 | 34.0-147 | | | 16.5 | 27 |
| Dibromomethane | 0.00500 | ND | 0.00471 | 0.00554 | 94.2 | 111 | 1 | 30.0-151 | | | 16.2 | 27 |
| 1,2-Dichlorobenzene | 0.00500 | ND | 0.00453 | 0.00541 | 90.6 | 108 | 1 | 34.0-149 | | | 17.7 | 28 |
| 1,3-Dichlorobenzene | 0.00500 | ND | 0.00400 | 0.00519 | 80.0 | 104 | 1 | 36.0-146 | | | 25.9 | 27 |
| 1,4-Dichlorobenzene | 0.00500 | ND | 0.00417 | 0.00531 | 83.4 | 106 | 1 | 35.0-142 | | | 24.1 | 27 |
| trans-1,4-Dichloro-2-butene | 0.00500 | ND | 0.00435 | 0.00364 | 87.0 | 72.8 | 1 | 10.0-157 | | | 17.8 | 37 |
| Dichlorodifluoromethane | 0.00500 | ND | ND | 0.00684 | 93.2 | 137 | 1 | 10.0-160 | | R5 | 37.9 | 29 |
| 1,1-Dichloroethane | 0.00500 | ND | 0.00418 | 0.00566 | 83.6 | 113 | 1 | 25.0-158 | | R5 | 30.1 | 27 |
| 1,2-Dichloroethane | 0.00500 | ND | 0.00480 | 0.00578 | 96.0 | 116 | 1 | 29.0-151 | | | 18.5 | 27 |
| 1,1-Dichloroethene | 0.00500 | ND | 0.00378 | 0.00546 | 75.6 | 109 | 1 | 11.0-160 | | R5 | 36.4 | 29 |
| cis-1,2-Dichloroethene | 0.00500 | ND | 0.00428 | 0.00537 | 85.6 | 107 | 1 | 10.0-160 | | | 22.6 | 27 |
| trans-1,2-Dichloroethene | 0.00500 | ND | 0.00394 | 0.00506 | 78.8 | 101 | 1 | 17.0-153 | | | 24.9 | 27 |
| 1,2-Dichloropropane | 0.00500 | ND | 0.00427 | 0.00532 | 85.4 | 106 | 1 | 30.0-156 | | | 21.9 | 27 |
| cis-1,3-Dichloropropene | 0.00500 | ND | 0.00390 | 0.00499 | 78.0 | 99.8 | 1 | 34.0-149 | | | 24.5 | 28 |
| trans-1,3-Dichloropropene | 0.00500 | ND | 0.00419 | 0.00507 | 83.8 | 101 | 1 | 32.0-149 | | | 19.0 | 28 |
| Ethylbenzene | 0.00500 | ND | 0.00369 | 0.00519 | 73.8 | 104 | 1 | 30.0-155 | | R5 | 33.8 | 27 |
| Hexachloro-1,3-butadiene | 0.00500 | ND | 0.00384 | 0.00505 | 76.8 | 101 | 1 | 20.0-154 | | | 27.2 | 34 |
| 2-Hexanone | 0.0250 | ND | 0.0212 | 0.0220 | 84.8 | 88.0 | 1 | 21.0-160 | | | 3.70 | 29 |
| 2-Butanone (MEK) | 0.0250 | ND | 0.0189 | 0.0170 | 75.6 | 68.0 | 1 | 10.0-160 | | | 10.6 | 32 |
| Iodomethane | 0.0250 | ND | 0.0116 | 0.0191 | 46.4 | 76.4 | 1 | 10.0-160 | | R5 | 48.9 | 40 |
| Methylene Chloride | 0.00500 | ND | ND | ND | 75.6 | 99.0 | 1 | 23.0-144 | | | 26.8 | 28 |
| 4-Methyl-2-pentanone (MIBK) | 0.0250 | ND | 0.0272 | 0.0292 | 109 | 117 | 1 | 29.0-160 | | | 7.09 | 29 |
| Naphthalene | 0.00500 | ND | ND | ND | 58.4 | 71.0 | 1 | 12.0-156 | | | 19.5 | 35 |
| n-Propylbenzene | 0.00500 | ND | 0.00385 | 0.00521 | 77.0 | 104 | 1 | 31.0-154 | | R5 | 30.0 | 28 |
| Styrene | 0.00500 | ND | 0.00420 | 0.00528 | 84.0 | 106 | 1 | 33.0-155 | | | 22.8 | 28 |
| 1,1,1,2-Tetrachloroethane | 0.00500 | ND | 0.00429 | 0.00551 | 85.8 | 110 | 1 | 36.0-151 | | | 24.9 | 29 |
| 1,1,2,2-Tetrachloroethane | 0.00500 | ND | 0.00499 | 0.00521 | 99.8 | 104 | 1 | 33.0-150 | | | 4.31 | 28 |
| 1,1,2-Trichlorotrifluoroethane | 0.00500 | ND | 0.00429 | 0.00619 | 85.8 | 124 | 1 | 23.0-160 | | R5 | 36.3 | 30 |
| Tetrachloroethene | 0.00500 | ND | 0.00421 | 0.00568 | 84.2 | 114 | 1 | 10.0-160 | | R5 | 29.7 | 27 |

## L1737559-01 Original Sample (OS) • Matrix Spike (MS) • Matrix Spike Duplicate (MSD)

(OS) L1737559-01 05/24/24 08:24 • (MS) R4073581-4 05/24/24 17:02 • (MSD) R4073581-5 05/24/24 17:23

| Analyte | Spike Amount mg/l | Original Result mg/l | MS Result mg/l | MSD Result mg/l | MS Rec. % | MSD Rec. % | Dilution | Rec. Limits % | MS Qualifier | MSD Qualifier | RPD % | RPD Limits % |
|---|---|---|---|---|---|---|---|---|---|---|---|---|
| Toluene | 0.00500 | ND | 0.00370 | 0.00507 | 74.0 | 101 | 1 | 26.0-154 | | R5 | 31.2 | 28 |
| 1,2,4-Trichlorobenzene | 0.00500 | ND | 0.00390 | 0.00462 | 78.0 | 92.4 | 1 | 24.0-150 | | | 16.9 | 33 |
| 1,1,1-Trichloroethane | 0.00500 | ND | 0.00432 | 0.00646 | 86.4 | 129 | 1 | 23.0-160 | | R5 | 39.7 | 28 |
| 1,1,2-Trichloroethane | 0.00500 | ND | 0.00480 | 0.00534 | 96.0 | 107 | 1 | 35.0-147 | | | 10.7 | 27 |
| Trichloroethene | 0.00500 | ND | 0.00388 | 0.00561 | 77.6 | 112 | 1 | 10.0-160 | | R5 | 36.5 | 25 |
| Trichlorofluoromethane | 0.00500 | ND | ND | 0.00662 | 96.6 | 132 | 1 | 17.0-160 | | R5 | 31.3 | 31 |
| 1,2,3-Trichloropropane | 0.00500 | ND | 0.00490 | 0.00520 | 98.0 | 104 | 1 | 34.0-151 | | | 5.94 | 29 |
| 1,2,4-Trimethylbenzene | 0.00500 | ND | 0.00389 | 0.00494 | 77.8 | 98.8 | 1 | 26.0-154 | | | 23.8 | 27 |
| 1,3,5-Trimethylbenzene | 0.00500 | ND | 0.00402 | 0.00528 | 80.4 | 106 | 1 | 28.0-153 | | R5 | 27.1 | 27 |
| Vinyl acetate | 0.0250 | ND | 0.0228 | 0.0252 | 91.2 | 101 | 1 | 12.0-160 | | | 10.0 | 31 |
| Vinyl chloride | 0.00500 | ND | 0.00339 | 0.00462 | 67.8 | 92.4 | 1 | 10.0-160 | | R5 | 30.7 | 27 |
| Xylenes, Total | 0.0150 | ND | 0.0114 | 0.0162 | 76.0 | 108 | 1 | 29.0-154 | | R5 | 34.8 | 28 |
| Di-isopropyl ether | 0.00500 | ND | 0.00456 | 0.00532 | 91.2 | 106 | 1 | 21.0-160 | | | 15.4 | 28 |
| Ethanol | 0.250 | ND | 0.247 | 0.242 | 98.8 | 96.8 | 1 | 50.0-150 | | | 2.04 | 20 |
| Ethyl tert-butyl ether | 0.00500 | ND | 0.00510 | 0.00589 | 102 | 118 | 1 | 10.0-160 | | | 14.4 | 37 |
| Methyl tert-butyl ether | 0.00500 | ND | 0.00538 | 0.00601 | 108 | 120 | 1 | 28.0-150 | | | 11.1 | 29 |
| tert-Butyl alcohol | 0.0250 | 0.00804 | 0.0300 | 0.0297 | 87.8 | 86.6 | 1 | 50.0-150 | | | 1.01 | 20 |
| tert-Amyl Methyl Ether | 0.00500 | ND | 0.00504 | 0.00570 | 101 | 114 | 1 | 10.0-160 | | | 12.3 | 37 |
| *(S) Toluene-d8* | | | | | *103* | *104* | | *80.0-120* | | | | |
| *(S) 4-Bromofluorobenzene* | | | | | *108* | *108* | | *77.0-126* | | | | |
| *(S) 1,2-Dichloroethane-d4* | | | | | *116* | *115* | | *70.0-130* | | | | |

## Method Blank (MB)

(MB) R4075044-4 05/28/24 11:57

| Analyte | MB Result mg/l | MB Qualifier | MB MDL mg/l | MB RDL mg/l |
|---|---|---|---|---|
| Acetone | U | | 0.0113 | 0.0500 |
| Acrylonitrile | U | | 0.000671 | 0.0100 |
| Benzene | U | | 0.0000941 | 0.00100 |
| Bromobenzene | U | | 0.000118 | 0.00100 |
| Bromochloromethane | U | | 0.000128 | 0.00100 |
| Bromodichloromethane | U | | 0.000136 | 0.00100 |
| Bromoform | U | | 0.000129 | 0.00100 |
| Bromomethane | U | | 0.000605 | 0.00500 |
| n-Butylbenzene | U | | 0.000157 | 0.00100 |
| sec-Butylbenzene | U | | 0.000125 | 0.00100 |
| tert-Butylbenzene | U | | 0.000127 | 0.00100 |
| Carbon tetrachloride | U | | 0.000128 | 0.00100 |
| Carbon disulfide | U | | 0.0000962 | 0.00100 |
| Chlorobenzene | U | | 0.000116 | 0.00100 |
| Chlorodibromomethane | U | | 0.000140 | 0.00100 |
| Chloroethane | U | | 0.000192 | 0.00500 |
| Chloroform | U | | 0.000111 | 0.00500 |
| Chloromethane | U | | 0.000960 | 0.00250 |
| 1,2-Dibromo-3-Chloropropane | U | | 0.000276 | 0.00500 |
| 1,2-Dibromoethane | U | | 0.000126 | 0.00100 |
| Dibromomethane | U | | 0.000122 | 0.00100 |
| 1,2-Dichlorobenzene | U | | 0.000107 | 0.00100 |
| 1,3-Dichlorobenzene | U | | 0.000110 | 0.00100 |
| 1,4-Dichlorobenzene | U | | 0.000120 | 0.00100 |
| trans-1,4-Dichloro-2-butene | U | | 0.000467 | 0.00250 |
| Dichlorodifluoromethane | U | | 0.000374 | 0.00500 |
| 1,1-Dichloroethane | U | | 0.000100 | 0.00100 |
| 1,2-Dichloroethane | U | | 0.0000819 | 0.00100 |
| 1,1-Dichloroethene | U | | 0.000188 | 0.00100 |
| cis-1,2-Dichloroethene | U | | 0.000126 | 0.00100 |
| trans-1,2-Dichloroethene | U | | 0.000149 | 0.00100 |
| 1,2-Dichloropropane | U | | 0.000149 | 0.00100 |
| cis-1,3-Dichloropropene | U | | 0.000111 | 0.00100 |
| trans-1,3-Dichloropropene | U | | 0.000118 | 0.00100 |
| Ethylbenzene | U | | 0.000137 | 0.00100 |
| Hexachloro-1,3-butadiene | U | | 0.000337 | 0.00100 |
| 2-Hexanone | U | | 0.000787 | 0.0100 |
| 2-Butanone (MEK) | U | | 0.00119 | 0.0100 |
| Iodomethane | U | | 0.00600 | 0.0100 |
| Methylene Chloride | U | | 0.000430 | 0.00500 |

## Method Blank (MB)

(MB) R4075044-4 05/28/24 11:57

| Analyte | MB Result mg/l | MB Qualifier | MB MDL mg/l | MB RDL mg/l |
|---|---|---|---|---|
| 4-Methyl-2-pentanone (MIBK) | U | | 0.000478 | 0.0100 |
| Naphthalene | U | | 0.00100 | 0.00500 |
| n-Propylbenzene | U | | 0.0000993 | 0.00100 |
| Styrene | U | | 0.000118 | 0.00100 |
| 1,1,1,2-Tetrachloroethane | U | | 0.000147 | 0.00100 |
| 1,1,2,2-Tetrachloroethane | U | | 0.000133 | 0.00100 |
| 1,1,2-Trichlorotrifluoroethane | U | | 0.000180 | 0.00100 |
| Tetrachloroethene | U | | 0.000300 | 0.00100 |
| Toluene | U | | 0.000278 | 0.00100 |
| 1,2,4-Trichlorobenzene | U | | 0.000481 | 0.00100 |
| 1,1,1-Trichloroethane | U | | 0.000149 | 0.00100 |
| 1,1,2-Trichloroethane | U | | 0.000158 | 0.00100 |
| Trichloroethene | U | | 0.000190 | 0.00100 |
| Trichlorofluoromethane | U | | 0.000160 | 0.00500 |
| 1,2,3-Trichloropropane | U | | 0.000237 | 0.00250 |
| 1,2,4-Trimethylbenzene | U | | 0.000322 | 0.00100 |
| 1,3,5-Trimethylbenzene | U | | 0.000104 | 0.00100 |
| Vinyl acetate | U | | 0.000692 | 0.0100 |
| Vinyl chloride | U | | 0.000234 | 0.00100 |
| Xylenes, Total | U | | 0.000174 | 0.00300 |
| Di-isopropyl ether | U | | 0.000105 | 0.00100 |
| Ethanol | U | | 0.0420 | 0.100 |
| Ethyl tert-butyl ether | U | | 0.000101 | 0.00100 |
| Methyl tert-butyl ether | U | | 0.000101 | 0.00100 |
| tert-Butyl alcohol | U | | 0.00406 | 0.00500 |
| tert-Amyl Methyl Ether | U | | 0.000195 | 0.00100 |
| *(S) Toluene-d8* | *113* | | | *80.0-120* |
| *(S) 4-Bromofluorobenzene* | *102* | | | *77.0-126* |
| *(S) 1,2-Dichloroethane-d4* | *95.9* | | | *70.0-130* |

## Laboratory Control Sample (LCS) • Laboratory Control Sample Duplicate (LCSD)

(LCS) R4075044-1 05/28/24 10:34 • (LCSD) R4075044-2 05/28/24 10:55

| Analyte | Spike Amount mg/l | LCS Result mg/l | LCSD Result mg/l | LCS Rec. % | LCSD Rec. % | Rec. Limits % | LCS Qualifier | LCSD Qualifier | RPD % | RPD Limits % |
|---|---|---|---|---|---|---|---|---|---|---|
| Acetone | 0.0250 | 0.0307 | 0.0325 | 123 | 130 | 19.0-160 | | | 5.70 | 27 |
| Acrylonitrile | 0.0250 | 0.0219 | 0.0229 | 87.6 | 91.6 | 55.0-149 | | | 4.46 | 20 |
| Benzene | 0.00500 | 0.00421 | 0.00411 | 84.2 | 82.2 | 70.0-123 | | | 2.40 | 20 |
| Bromobenzene | 0.00500 | 0.00401 | 0.00419 | 80.2 | 83.8 | 73.0-121 | | | 4.39 | 20 |

## Laboratory Control Sample (LCS) • Laboratory Control Sample Duplicate (LCSD)

(LCS) R4075044-1 05/28/24 10:34 • (LCSD) R4075044-2 05/28/24 10:55

| Analyte | Spike Amount mg/l | LCS Result mg/l | LCSD Result mg/l | LCS Rec. % | LCSD Rec. % | Rec. Limits % | LCS Qualifier | LCSD Qualifier | RPD % | RPD Limits % |
|---|---|---|---|---|---|---|---|---|---|---|
| Bromochloromethane | 0.00500 | 0.00494 | 0.00484 | 98.8 | 96.8 | 76.0-122 | | | 2.04 | 20 |
| Bromodichloromethane | 0.00500 | 0.00389 | 0.00379 | 77.8 | 75.8 | 75.0-120 | | | 2.60 | 20 |
| Bromoform | 0.00500 | 0.00423 | 0.00429 | 84.6 | 85.8 | 68.0-132 | | | 1.41 | 20 |
| Bromomethane | 0.00500 | 0.00304 | 0.00365 | 60.8 | 73.0 | 10.0-160 | | | 18.2 | 25 |
| n-Butylbenzene | 0.00500 | 0.00451 | 0.00490 | 90.2 | 98.0 | 73.0-125 | | | 8.29 | 20 |
| sec-Butylbenzene | 0.00500 | 0.00419 | 0.00448 | 83.8 | 89.6 | 75.0-125 | | | 6.69 | 20 |
| tert-Butylbenzene | 0.00500 | 0.00430 | 0.00453 | 86.0 | 90.6 | 76.0-124 | | | 5.21 | 20 |
| Carbon tetrachloride | 0.00500 | 0.00422 | 0.00426 | 84.4 | 85.2 | 68.0-126 | | | 0.943 | 20 |
| Carbon disulfide | 0.00500 | 0.00368 | 0.00374 | 73.6 | 74.8 | 61.0-128 | | | 1.62 | 20 |
| Chlorobenzene | 0.00500 | 0.00474 | 0.00469 | 94.8 | 93.8 | 80.0-121 | | | 1.06 | 20 |
| Chlorodibromomethane | 0.00500 | 0.00433 | 0.00446 | 86.6 | 89.2 | 77.0-125 | | | 2.96 | 20 |
| Chloroethane | 0.00500 | 0.00469 | 0.00472 | 93.8 | 94.4 | 47.0-150 | | | 0.638 | 20 |
| Chloroform | 0.00500 | 0.00420 | 0.00412 | 84.0 | 82.4 | 73.0-120 | | | 1.92 | 20 |
| Chloromethane | 0.00500 | 0.00378 | 0.00378 | 75.6 | 75.6 | 41.0-142 | | | 0.000 | 20 |
| 1,2-Dibromo-3-Chloropropane | 0.00500 | 0.00345 | 0.00373 | 69.0 | 74.6 | 58.0-134 | | | 7.80 | 20 |
| 1,2-Dibromoethane | 0.00500 | 0.00456 | 0.00479 | 91.2 | 95.8 | 80.0-122 | | | 4.92 | 20 |
| Dibromomethane | 0.00500 | 0.00426 | 0.00422 | 85.2 | 84.4 | 80.0-120 | | | 0.943 | 20 |
| 1,2-Dichlorobenzene | 0.00500 | 0.00460 | 0.00487 | 92.0 | 97.4 | 79.0-121 | | | 5.70 | 20 |
| 1,3-Dichlorobenzene | 0.00500 | 0.00446 | 0.00479 | 89.2 | 95.8 | 79.0-120 | | | 7.14 | 20 |
| 1,4-Dichlorobenzene | 0.00500 | 0.00446 | 0.00472 | 89.2 | 94.4 | 79.0-120 | | | 5.66 | 20 |
| trans-1,4-Dichloro-2-butene | 0.00500 | 0.00315 | 0.00279 | 63.0 | 55.8 | 33.0-144 | | | 12.1 | 20 |
| Dichlorodifluoromethane | 0.00500 | 0.00376 | 0.00396 | 75.2 | 79.2 | 51.0-149 | | | 5.18 | 20 |
| 1,1-Dichloroethane | 0.00500 | 0.00417 | 0.00401 | 83.4 | 80.2 | 70.0-126 | | | 3.91 | 20 |
| 1,2-Dichloroethane | 0.00500 | 0.00379 | 0.00375 | 75.8 | 75.0 | 70.0-128 | | | 1.06 | 20 |
| 1,1-Dichloroethene | 0.00500 | 0.00422 | 0.00413 | 84.4 | 82.6 | 71.0-124 | | | 2.16 | 20 |
| cis-1,2-Dichloroethene | 0.00500 | 0.00427 | 0.00415 | 85.4 | 83.0 | 73.0-120 | | | 2.85 | 20 |
| trans-1,2-Dichloroethene | 0.00500 | 0.00439 | 0.00416 | 87.8 | 83.2 | 73.0-120 | | | 5.38 | 20 |
| 1,2-Dichloropropane | 0.00500 | 0.00411 | 0.00416 | 82.2 | 83.2 | 77.0-125 | | | 1.21 | 20 |
| cis-1,3-Dichloropropene | 0.00500 | 0.00383 | 0.00396 | 76.6 | 79.2 | 80.0-123 | L2 | L2 | 3.34 | 20 |
| trans-1,3-Dichloropropene | 0.00500 | 0.00405 | 0.00405 | 81.0 | 81.0 | 78.0-124 | | | 0.000 | 20 |
| Ethylbenzene | 0.00500 | 0.00512 | 0.00495 | 102 | 99.0 | 79.0-123 | | | 3.38 | 20 |
| Hexachloro-1,3-butadiene | 0.00500 | 0.00421 | 0.00462 | 84.2 | 92.4 | 54.0-138 | | | 9.29 | 20 |
| 2-Hexanone | 0.0250 | 0.0256 | 0.0257 | 102 | 103 | 67.0-149 | | | 0.390 | 20 |
| 2-Butanone (MEK) | 0.0250 | 0.0243 | 0.0252 | 97.2 | 101 | 44.0-160 | | | 3.64 | 20 |
| Iodomethane | 0.0250 | 0.0117 | 0.0129 | 46.8 | 51.6 | 33.0-147 | | | 9.76 | 26 |
| Methylene Chloride | 0.00500 | 0.00419 | 0.00418 | 83.8 | 83.6 | 67.0-120 | | | 0.239 | 20 |
| 4-Methyl-2-pentanone (MIBK) | 0.0250 | 0.0200 | 0.0205 | 80.0 | 82.0 | 68.0-142 | | | 2.47 | 20 |
| Naphthalene | 0.00500 | 0.00304 | 0.00315 | 60.8 | 63.0 | 54.0-135 | | | 3.55 | 20 |
| n-Propylbenzene | 0.00500 | 0.00417 | 0.00438 | 83.4 | 87.6 | 77.0-124 | | | 4.91 | 20 |
| Styrene | 0.00500 | 0.00444 | 0.00449 | 88.8 | 89.8 | 73.0-130 | | | 1.12 | 20 |

## Laboratory Control Sample (LCS) • Laboratory Control Sample Duplicate (LCSD)

(LCS) R4075044-1 05/28/24 10:34 • (LCSD) R4075044-2 05/28/24 10:55

| Analyte | Spike Amount mg/l | LCS Result mg/l | LCSD Result mg/l | LCS Rec. % | LCSD Rec. % | Rec. Limits % | LCS Qualifier | LCSD Qualifier | RPD % | RPD Limits % |
|---|---|---|---|---|---|---|---|---|---|---|
| 1,1,1,2-Tetrachloroethane | 0.00500 | 0.00440 | 0.00473 | 88.0 | 94.6 | 75.0-125 | | | 7.23 | 20 |
| 1,1,2,2-Tetrachloroethane | 0.00500 | 0.00420 | 0.00417 | 84.0 | 83.4 | 65.0-130 | | | 0.717 | 20 |
| 1,1,2-Trichlorotrifluoroethane | 0.00500 | 0.00460 | 0.00454 | 92.0 | 90.8 | 69.0-132 | | | 1.31 | 20 |
| Tetrachloroethene | 0.00500 | 0.00522 | 0.00546 | 104 | 109 | 72.0-132 | | | 4.49 | 20 |
| Toluene | 0.00500 | 0.00460 | 0.00458 | 92.0 | 91.6 | 79.0-120 | | | 0.436 | 20 |
| 1,2,4-Trichlorobenzene | 0.00500 | 0.00355 | 0.00377 | 71.0 | 75.4 | 57.0-137 | | | 6.01 | 20 |
| 1,1,1-Trichloroethane | 0.00500 | 0.00412 | 0.00403 | 82.4 | 80.6 | 73.0-124 | | | 2.21 | 20 |
| 1,1,2-Trichloroethane | 0.00500 | 0.00464 | 0.00458 | 92.8 | 91.6 | 80.0-120 | | | 1.30 | 20 |
| Trichloroethene | 0.00500 | 0.00485 | 0.00450 | 97.0 | 90.0 | 78.0-124 | | | 7.49 | 20 |
| Trichlorofluoromethane | 0.00500 | 0.00458 | 0.00454 | 91.6 | 90.8 | 59.0-147 | | | 0.877 | 20 |
| 1,2,3-Trichloropropane | 0.00500 | 0.00456 | 0.00420 | 91.2 | 84.0 | 73.0-130 | | | 8.22 | 20 |
| 1,2,4-Trimethylbenzene | 0.00500 | 0.00430 | 0.00442 | 86.0 | 88.4 | 76.0-121 | | | 2.75 | 20 |
| 1,3,5-Trimethylbenzene | 0.00500 | 0.00424 | 0.00455 | 84.8 | 91.0 | 76.0-122 | | | 7.05 | 20 |
| Vinyl acetate | 0.0250 | 0.0238 | 0.0238 | 95.2 | 95.2 | 11.0-160 | | | 0.000 | 20 |
| Vinyl chloride | 0.00500 | 0.00465 | 0.00458 | 93.0 | 91.6 | 67.0-131 | | | 1.52 | 20 |
| Xylenes, Total | 0.0150 | 0.0149 | 0.0147 | 99.3 | 98.0 | 79.0-123 | | | 1.35 | 20 |
| Di-isopropyl ether | 0.00500 | 0.00392 | 0.00387 | 78.4 | 77.4 | 58.0-138 | | | 1.28 | 20 |
| Ethanol | 0.250 | 0.237 | 0.226 | 94.8 | 90.4 | 10.0-160 | | | 4.75 | 30 |
| Ethyl tert-butyl ether | 0.00500 | 0.00404 | 0.00402 | 80.8 | 80.4 | 63.0-138 | | | 0.496 | 20 |
| Methyl tert-butyl ether | 0.00500 | 0.00387 | 0.00392 | 77.4 | 78.4 | 68.0-125 | | | 1.28 | 20 |
| tert-Butyl alcohol | 0.0250 | 0.0230 | 0.0247 | 92.0 | 98.8 | 27.0-160 | | | 7.13 | 30 |
| tert-Amyl Methyl Ether | 0.00500 | 0.00403 | 0.00390 | 80.6 | 78.0 | 66.0-125 | | | 3.28 | 20 |
| *(S) Toluene-d8* | | | | *109* | *112* | *80.0-120* | | | | |
| *(S) 4-Bromofluorobenzene* | | | | *99.1* | *101* | *77.0-126* | | | | |
| *(S) 1,2-Dichloroethane-d4* | | | | *96.7* | *94.9* | *70.0-130* | | | | |

# INTERNAL STANDARD SUMMARY

## Instrument: VOCMS23 • File ID: 0524_02

05/24/24 05:17

| Sample ID | File ID | 8260-FLUOROBENZENE | 8260-CHLOROBENZENE-D5 | 8260-1,4-DICHLOROBENZENE-D4 |
|---|---|---|---|---|
| | | Response | Response | Response |
| Standard | 0524_02 | 363994 | 182964 | 163935 |
| Upper Limit | | 727988 | 365928 | 327870 |
| Lower Limit | | 181997 | 91482 | 81968 |
| LCS R4073581-1 WG2291925 1x | 0524_02LCS | 363994 | 182964 | 163935 |
| LCSD R4073581-2 WG2291925 1x | 0524_03 | 374576 | 185544 | 166409 |
| BLANK R4073581-3 WG2291925 1x | 0524_05 | 363228 | 172201 | 152620 |
| L1737559-08 WG2291925 1x | 0524_06 | 355426 | 171352 | 149182 |
| L1737559-07 WG2291925 1x | 0524_07 | 350098 | 170732 | 152018 |
| L1737559-01 WG2291925 1x | 0524_11 | 344299 | 163351 | 146905 |
| L1737559-02 WG2291925 1x | 0524_12 | 335388 | 160647 | 145121 |
| L1737559-03 WG2291925 1x | 0524_13 | 324431 | 157680 | 140842 |
| L1737559-04 WG2291925 1x | 0524_14 | 334513 | 160868 | 136692 |
| L1737559-06 WG2291925 200x | 0524_35 | 297659 | 145651 | 130637 |
| MS R4073581-4 WG2291925 1x | 0524_36 | 302060 | 151473 | 138208 |
| MSD R4073581-5 WG2291925 1x | 0524_37 | 313655 | 156287 | 147322 |

## Instrument: VOCMS36 • File ID: 0528_02

05/28/24 10:34

| Sample ID | File ID | 8260-FLUOROBENZENE | 8260-CHLOROBENZENE-D5 | 8260-1,4-DICHLOROBENZENE-D4 |
|---|---|---|---|---|
| | | Response | Response | Response |
| Standard | 0528_02 | 333103 | 138813 | 130554 |
| Upper Limit | | 666206 | 277626 | 261108 |
| Lower Limit | | 166552 | 69407 | 65277 |
| LCS R4075044-1 WG2293848 1x | 0528_02LCSA | 333103 | 138813 | 130554 |
| LCSD R4075044-2 WG2293848 1x | 0528_03A | 330993 | 136331 | 124330 |
| BLANK R4075044-4 WG2293848 1x | 0528_06A | 307976 | 124725 | 108674 |
| L1737559-05 WG2293848 5x | 0528_07 | 293721 | 119128 | 106706 |

# GLOSSARY OF TERMS

## Guide to Reading and Understanding Your Laboratory Report

The information below is designed to better explain the various terms used in your report of analytical results from the Laboratory. This is not intended as a comprehensive explanation, and if you have additional questions please contact your project representative.

Results Disclaimer - Information that may be provided by the customer, and contained within this report, include Permit Limits, Project Name, Sample ID, Sample Matrix, Sample Preservation, Field Blanks, Field Spikes, Field Duplicates, On-Site Data, Sampling Collection Dates/Times, and Sampling Location. Results relate to the accuracy of this information provided, and as the samples are received.

## Abbreviations and Definitions

| | |
|---|---|
| MDL | Method Detection Limit. |
| ND | Not detected at the Reporting Limit (or MDL where applicable). |
| RDL | Reported Detection Limit. |
| Rec. | Recovery. |
| RPD | Relative Percent Difference. |
| SDG | Sample Delivery Group. |
| (S) | Surrogate (Surrogate Standard) - Analytes added to every blank, sample, Laboratory Control Sample/Duplicate and Matrix Spike/Duplicate; used to evaluate analytical efficiency by measuring recovery. Surrogates are not expected to be detected in all environmental media. |
| U | Not detected at the Reporting Limit (or MDL where applicable). |
| Analyte | The name of the particular compound or analysis performed. Some Analyses and Methods will have multiple analytes reported. |
| Dilution | If the sample matrix contains an interfering material, the sample preparation volume or weight values differ from the standard, or if concentrations of analytes in the sample are higher than the highest limit of concentration that the laboratory can accurately report, the sample may be diluted for analysis. If a value different than 1 is used in this field, the result reported has already been corrected for this factor. |
| Limits | These are the target % recovery ranges or % difference value that the laboratory has historically determined as normal for the method and analyte being reported. Successful QC Sample analysis will target all analytes recovered or duplicated within these ranges. |
| Original Sample | The non-spiked sample in the prep batch used to determine the Relative Percent Difference (RPD) from a quality control sample. The Original Sample may not be included within the reported SDG. |
| Qualifier | This column provides a letter and/or number designation that corresponds to additional information concerning the result reported. If a Qualifier is present, a definition per Qualifier is provided within the Glossary and Definitions page and potentially a discussion of possible implications of the Qualifier in the Case Narrative if applicable. |
| Result | The actual analytical final result (corrected for any sample specific characteristics) reported for your sample. If there was no measurable result returned for a specific analyte, the result in this column may state “ND” (Not Detected) or “BDL” (Below Detectable Levels). The information in the results column should always be accompanied by either an MDL (Method Detection Limit) or RDL (Reporting Detection Limit) that defines the lowest value that the laboratory could detect or report for this analyte. |
| Uncertainty (Radiochemistry) | Confidence level of 2 sigma. |
| Case Narrative (Cn) | A brief discussion about the included sample results, including a discussion of any non-conformances to protocol observed either at sample receipt by the laboratory from the field or during the analytical process. If present, there will be a section in the Case Narrative to discuss the meaning of any data qualifiers used in the report. |
| Quality Control Summary (Qc) | This section of the report includes the results of the laboratory quality control analyses required by procedure or analytical methods to assist in evaluating the validity of the results reported for your samples. These analyses are not being performed on your samples typically, but on laboratory generated material. |
| Sample Chain of Custody (Sc) | This is the document created in the field when your samples were initially collected. This is used to verify the time and date of collection, the person collecting the samples, and the analyses that the laboratory is requested to perform. This chain of custody also documents all persons (excluding commercial shippers) that have had control or possession of the samples from the time of collection until delivery to the laboratory for analysis. |
| Sample Results (Sr) | This section of your report will provide the results of all testing performed on your samples. These results are provided by sample ID and are separated by the analyses performed on each sample. The header line of each analysis section for each sample will provide the name and method number for the analysis reported. |
| Sample Summary (Ss) | This section of the Analytical Report defines the specific analyses performed for each sample ID, including the dates and times of preparation and/or analysis. |

## Qualifier Description

| Qualifier | Description |
|---|---|
| B1 | Target analyte detected in method blank at or above the method reporting limit. |
| E1 | Concentration estimated. Analyte exceeded calibration range. Reanalysis not possible due to insufficient sample. |
| E4 | Concentration estimated. Analyte was detected below laboratory minimum reporting level (MRL) but above MDL. |
| L1 | The associated blank spike recovery was above laboratory acceptance limits. |
| L2 | The associated blank spike recovery was below laboratory acceptance limits. |
| M1 | Matrix spike recovery was high, the method control sample recovery was acceptable. |
| M2 | Matrix spike recovery was low, the method control sample recovery was acceptable. |
| M3 | The spike recovery value is unusable since the analyte concentration in the sample is disproportionate to the spike level. The associated blank spike recovery was acceptable. |
| R5 | MS/MSD RPD exceeded the laboratory acceptance limit. Recovery met acceptance criteria. |
| R7 | LFB/LFBD RPD exceeded the laboratory acceptance limit. Recovery met acceptance criteria. |

# ACCREDITATIONS & LOCATIONS

## Pace Analytical National 12065 Lebanon Rd Mount Juliet, TN 37122

| | | | |
|---|---|---|---|
| Alabama | 40660 | Nebraska | NE-OS-15-05 |
| Alaska | 17-026 | Nevada | TN000032021-1 |
| Arizona | AZ0612 | New Hampshire | 2975 |
| Arkansas | 88-0469 | New Jersey–NELAP | TN002 |
| California | 2932 | New Mexico [1] | TN00003 |
| Colorado | TN00003 | New York | 11742 |
| Connecticut | PH-0197 | North Carolina | Env375 |
| Florida | E87487 | North Carolina [1] | DW21704 |
| Georgia | NELAP | North Carolina [3] | 41 |
| Georgia [1] | 923 | North Dakota | R-140 |
| Idaho | TN00003 | Ohio–VAP | CL0069 |
| Illinois | 200008 | Oklahoma | 9915 |
| Indiana | C-TN-01 | Oregon | TN200002 |
| Iowa | 364 | Pennsylvania | 68-02979 |
| Kansas | E-10277 | Rhode Island | LAO000356 |
| Kentucky [1 6] | KY90010 | South Carolina | 84004002 |
| Kentucky [2] | 16 | South Dakota | n/a |
| Louisiana | AI30792 | Tennessee [1 4] | 2006 |
| Louisiana | LA018 | Texas | T104704245-20-18 |
| Maine | TN00003 | Texas [5] | LAB0152 |
| Maryland | 324 | Utah | TN000032021-11 |
| Massachusetts | M-TN003 | Vermont | VT2006 |
| Michigan | 9958 | Virginia | 110033 |
| Minnesota | 047-999-395 | Washington | C847 |
| Mississippi | TN00003 | West Virginia | 233 |
| Missouri | 340 | Wisconsin | 998093910 |
| Montana | CERT0086 | Wyoming | A2LA |
| A2LA – ISO 17025 | 1461.01 | AIHA-LAP,LLC EMLAP | 100789 |
| A2LA – ISO 17025 [5] | 1461.02 | DOD | 1461.01 |
| Canada | 1461.01 | USDA | P330-15-00234 |
| EPA–Crypto | TN00003 | | |

[1] Drinking Water [2] Underground Storage Tanks [3] Aquatic Toxicity [4] Chemical/Microbiological [5] Mold [6] Wastewater n/a Accreditation not applicable

* Not all certifications held by the laboratory are applicable to the results reported in the attached report.

* Accreditation is only applicable to the test methods specified on each scope of accreditation held by Pace Analytical.

Company Name/Address:
**Kinder Morgan - Rocklin, CA-AZ Work**

410 N.44th Street
Suite 1000
Phoenix. AZ 85008

Billing Information:
Accounts Payable- Alan Van Antwerp
9950 SAN DIEGO MISSION RD.
SAN DIEGO, CA 92108

Pres Chk

Report to: **Bob Forsberg**

Email To: bob.forsberg@arcadis-us.com;sascha.arnold@arcadis.com

Project Description: **KMEP Silvercroft Wash**

City/State Collected: TUCSON/AZ

Please Circle: PT MT CT ET

Phone: **602-438-0883**

Client Project # **30207116**

Lab Project # **KINARCPAZ-SILVERCROF**

Collected by (print): **MS/SXA**

Site/Facility ID # **SILVERCROFT WASH**

P.O. # **WD1046679**

Collected by (signature):

Immediately Packed on Ice N ___ Y X

**Rush?** (Lab MUST Be Notified)
___ Same Day ___ Five Day
___ Next Day ___ 5 Day (Rad Only)
___ Two Day ___ 10 Day (Rad Only)
___ Three Day

Date Results Needed: STD TAT

Quote #

Analysis / Container / Preservative

| Sample ID | Comp/Grab | Matrix * | Depth | Date | Time | No. of Cntrs | *NO2,NO3,SO4 125mlHDPE-NoPres | EEM RSK175 40mlAmb HCl | HOLD - NO2+NO3 250mlHDPE-H2SO4 V2 | TDS 1L-HDPE NoPres | Total Fe 6010 250mlHDPE-HNO3 V2 | VOCs+OXYs 8260 40mlAmb-HCl | Remarks | Sample # (lab only) |
|---|---|---|---|---|---|---|---|---|---|---|---|---|---|---|
| MW-22 | GRAB | GW | 152' | 5-16-24 | 0900 | 18 | X | X | X | X | X | X | RUN MS/MSD | -01 |
| MW-27 | | GW | 169' | | 1012 | 9 | X | X | X | X | X | X | | -02 |
| MW-27 DUP | | GW | 169' | | 1017 | 9 | X | X | X | X | X | X | | -03 |
| MW-16 | | GW | 157' | | 1122 | 9 | X | X | X | X | X | X | | -04 |
| MW-32S | | GW | 171' | | 1210 | 9 | X | X | X | X | X | X | | -05 |
| MW-29S | | GW | 172' | | 1255 | 9 | X | X | X | X | X | X | | -06 |
| | | GW | | | | | | | | | | | | |
| | | GW | | | | | | | | | | | | |
| EB-2 | — | GW | — | 5-16-24 | 1020 | 3 | | | | | | X | | -07 |
| TRIP BLANK | — | GW | — | 5-16-24 | — | 1 | | | | | | X | | -08 |

Chain of Custody Page 1 of 1

Pace
PEOPLE ADVANCING SCIENCE

**MT JULIET, TN**

12065 Lebanon Rd Mount Juliet, TN 37122
Submitting a sample via this chain of custody constitutes acknowledgment and acceptance of the Pace Terms and Conditions found at: https://info.pacelabs.com/hubfs/pas-standard-terms.pdf

SDG # L1737559

Tabl D016

Acctnum: **KINARCPAZ**
Template: **T190237**
Prelogin: **P1068524**
PM: **110 - Brian Ford**
PB:

Shipped Via:

* Matrix:
**SS** - Soil **AIR** - Air **F** - Filter
**GW** - Groundwater **B** - Bioassay
**WW** - WasteWater
**DW** - Drinking Water
**OT** - Other

**Remarks:*NO2,NO3 have a 48 hour holding time.**

pH ___ Temp ___
Flow ___ Other ___

Samples returned via: __ UPS __ FedEx __ Courier

Tracking #

Sample Receipt Checklist

| | | |
|---|---|---|
| COC Seal Present/Intact: | NP | Y N |
| COC Signed/Accurate: | | Y N |
| Bottles arrive intact: | | Y N |
| Correct bottles used: | | Y N |
| Sufficient volume sent: | | Y N |
| If Applicable | | |
| VOA Zero Headspace: | | Y N |
| Preservation Correct/Checked: | | Y N |
| RAD Screen <0.5 mR/hr: | | Y N |

| | Date: | Time: | | |
|---|---|---|---|---|
| Relinquished by: (Signature) | 5/16/24 | 1545 | Received by: (Signature) | Trip Blank Received: Yes / No; HCL / MeoH / TBR: 1 |
| Relinquished by: (Signature) | 5-16-24 | 1800 | Received by: (Signature) | Temp: °C Bottles Received: 66 |
| Relinquished by: (Signature) | Date: | Time: | Received for lab by: (Signature) | Date: 5.17-24 Time: 0900 |

If p PH-10BDH6021 TRC-2352362 CR6-20221V te/Time

Hold: Condition: NCF / OK

PNPAZ

473559

| Tracking Numbers | | Temperature |
|---|---|---|
| 71550314 3077 | | 2.6+0.1 = 2.7 EDAG |
| 71550314 3099 | | 0.1+0.1 = 0.2 EDAG |
| | | |
| | | |
| | | |
| | | |
| | | |
| | | |
| | | |
| | | |
| | | |
| | | |
| | | |
| | | |
| | | |
| | | |
| | | |
| | | |
| | | |

Deyang
Name

5.17-24
Date

# Appendix F

## Data Review Report

SFPP, L.P.
an operating partnership of
Kinder Morgan Energy Partners, L.P.

# DATA REVIEW

## First Quarter 2024
## Groundwater Monitoring Report
## Silvercroft Wash Release Site,
## Tucson, Arizona

Volatile Organic Compounds, Dissolved Gases, Metals, and
Miscellaneous Analyses

SDGs # L1710713, L1711228, L1711557, L1712246, L1712725, L1712728, L1713243, and L1715202
Analyses Performed By:
Pace Analytical
Mt. Juliet, TN

Report #53696R
Review Level: Stage 2a
Project: 30207116.01

# SUMMARY

This data quality assessment summarizes the review of Sample Delivery Groups (SDGs) # L1710713, L1711228, L1711557, L1712246, L1712725, L1712728, L1713243, and L1715202 for samples collected in association with the association with the Silvercroft Wash Release Site. The review was conducted as a Stage 2a evaluation and included review of data package completeness. Only analytical data associated with constituents of concern were reviewed for this validation. Field documentation was not included in this review. Included with this assessment are the validation annotated sample result sheets, and chain of custody. Analyses were performed on the following samples:

| SDG Number | Sample ID | Lab ID | Matrix | Sample Collection Date | Parent Sample | Analysis | | | | |
|---|---|---|---|---|---|---|---|---|---|---|
| | | | | | | VOC | GASES | PCB | MET | MISC |
| L1710713 | MW-4 | L1710713-01 | Water | 2/29/2024 | | X | X | | X | X |
| | MW-13 | L1710713-02 | Water | 2/29/2024 | | X | X | | X | X |
| | MW-14 | L1710713-03 | Water | 2/29/2024 | | X | X | | X | X |
| | MW-1 | L1710713-04 | Water | 2/29/2024 | | X | X | | X | X |
| | MW-5 | L1710713-05 | Water | 2/29/2024 | | X | X | | X | X |
| | EB-1 | L1710713-06 | Water | 2/29/2024 | | X | | | | |
| | TRIP BLANK | L1710713-07 | Water | 2/29/2024 | | X | | | | |
| L1711228 | MW-2 | L1711228-01 | Water | 3/1/2024 | | X | X | | X | X |
| | MW-2-DUP | L1711228-02 | Water | 3/1/2024 | MW-2 | X | X | | X | X |
| | MW-25 | L1711228-03 | Water | 3/1/2024 | | X | X | | X | X |
| | MW-18 | L1711228-04 | Water | 3/1/2024 | | X | X | | X | X |
| | MW-24 | L1711228-05 | Water | 3/1/2024 | | X | X | | X | X |
| | TRIP BLANK | L1711228-06 | Water | 3/1/2024 | | X | | | | |
| L1711557 | MW-30 | L1711557-1 | Water | 3/4/2024 | | X | X | | X | X |
| | MW-22 | L1711557-2 | Water | 3/4/2024 | | X | X | | X | X |
| | MW-21 | L1711557-3 | Water | 3/4/2024 | | X | X | | X | X |
| | MW-20 | L1711557-4 | Water | 3/4/2024 | | X | X | | X | X |
| | TRIP BLANK | L1711557-5 | Water | 3/4/2024 | | X | | | | |
| L1712246 | MW-19 | L1712246-1 | Water | 3/5/2024 | | X | X | | X | X |
| | MW-17 | L1712246-2 | Water | 3/5/2024 | | X | X | | X | X |
| | MW-17 DUP | L1712246-3 | Water | 3/5/2024 | MW-17 | X | X | | X | X |
| | MW-16 | L1712246-4 | Water | 3/5/2024 | | X | X | | X | X |
| | MW-27 | L1712246-5 | Water | 3/5/2024 | | X | X | | X | X |
| | MW-26 | L1712246-6 | Water | 3/5/2024 | | X | X | | X | X |
| | EB-2 | L1712246-7 | Water | 3/5/2024 | | X | | | | |

| SDG Number | Sample ID | Lab ID | Matrix | Sample Collection Date | Parent Sample | Analysis | | | | |
|---|---|---|---|---|---|---|---|---|---|---|
| | | | | | | VOC | GASES | PCB | MET | MISC |
| | TRIP BLANK | L1712246-8 | Water | 3/5/2024 | | X | | | | |
| L1712725 | MW-6 | L1712725-1 | Water | 3/6/2024 | | X | X | | X | X |
| | MW-28 | L1712725-2 | Water | 3/6/2024 | | X | X | | X | X |
| | MW-28 DUP | L1712725-3 | Water | 3/6/2024 | MW-28 | X | X | | X | X |
| | MW-32S | L1712725-4 | Water | 3/6/2024 | | X | X | | X | X |
| | MW-29S | L1712725-5 | Water | 3/6/2024 | | X | X | | X | X |
| | TRIP BLANK | L1712725-6 | Water | 3/6/2024 | | X | | | | |
| L1712728 | WR-463A | L1712728-1 | Water | 3/6/2024 | | X | X | | X | X |
| | R-079A | L1712728-2 | Water | 3/6/2024 | | X | X | | X | X |
| | TRIP BLANK | L1712728-3 | Water | 3/6/2024 | | X | | | | |
| L1713243 | R-122A | L1713243-1 | Water | 3/7/2024 | | X | X | | X | X |
| | WR-242A | L1713243-2 | Water | 3/7/2024 | | X | X | | X | X |
| | WR-464A DUP | L1713243-3 | Water | 3/7/2024 | WR-464A | X | X | | X | X |
| | WR-464A | L1713243-4 | Water | 3/7/2024 | | X | X | | X | X |
| | WR-467A | L1713243-5 | Water | 3/7/2024 | | X | X | | X | X |
| | R-082A | L1713243-6 | Water | 3/7/2024 | | X | X | | X | X |
| | EB-3 | L1713243-7 | Water | 3/7/2024 | | X | | | | |
| | TRIP BLANK | L1713243-8 | Water | 3/7/2024 | | X | | | | |
| L1715202 | WR-430A | L1715202-1 | Water | 3/13/2024 | | X | X | | X | X |
| | R-067A | L1715202-2 | Water | 3/13/2024 | | X | X | | X | X |
| | R-067A-DUP | L1715202-3 | Water | 3/13/2024 | R-067A | X | X | | X | X |
| | WR-359A | L1715202-4 | Water | 3/13/2024 | | X | X | | X | X |
| | TRIP BLANK | L1715202-5 | Water | 3/13/2024 | | X | X | | X | X |

Note:

1. Gases parameters include methane, ethene, and ethane.
2. Metals parameters include total iron.
3. Miscellaneous parameters include total dissolved solids (TDS), nitrate, nitrite, and sulfate.

## ANALYTICAL DATA PACKAGE DOCUMENTATION

The table below is the evaluation of the data package completeness.

| Items Reviewed | Reported | | Performance Acceptable | | Not Required |
|---|---|---|---|---|---|
| | No | Yes | No | Yes | |
| 1. Sample receipt condition | | X | | X | |
| 2. Requested analyses and sample results | | X | | X | |
| 3. Master tracking list | | X | | X | |
| 4. Methods of analysis | | X | | X | |
| 5. Reporting limits | | X | | X | |
| 6. Sample collection date | | X | | X | |
| 7. Laboratory sample received date | | X | | X | |
| 8. Sample preservation verification (as applicable) | | X | | X | |
| 9. Sample preparation/extraction/analysis dates | | X | | X | |
| 10. Fully executed Chain-of-Custody (COC) form | | X | | X | |
| 11. Narrative summary of QA or sample problems provided | | X | | X | |
| 12. Data Package Completeness and Compliance | | X | | X | |

Note:
QA - Quality Assurance

## ORGANIC ANALYSIS INTRODUCTION

Analyses were performed according to United States Environmental Protection Agency (USEPA) SW-846 Method 8260B, and EPA method RSK-175. Data were reviewed in accordance with the method specified criteria, USEPA National Functional Guidelines of October 1999, and USEPA Region 9 Superfund Data Evaluation/Validation Guidance (R9QA/006.1) of December 2001.

The data review process is an evaluation of data on a technical basis rather than a determination of contract compliance. As such, the standards against which the data are being weighed may differ from those specified in the analytical method. It is assumed that the data package represents the best efforts of the laboratory and had already been subjected to adequate and sufficient quality review prior to submission.

During the review process, laboratory qualified and unqualified data are verified against the supporting documentation. Based on this evaluation, qualifier codes may be added, deleted, or modified by the data reviewer. Results are qualified with the following codes in accordance with USEPA National Functional Guidelines:

- Concentration (C) Qualifiers

  U The compound was analyzed for but not detected. The associated value is the compound quantitation limit.

  B The compound has been found in the sample as well as its associated blank, its presence in the sample may be suspect.

- Quantitation (Q) Qualifiers

  E The compound was quantitated above the calibration range.

  D Concentration is based on a diluted sample analysis.

- Validation Qualifiers

  J The compound was positively identified; however, the associated numerical value is an estimated concentration only.

  UJ The compound was not detected above the reported sample quantitation limit. However, the reported limit is approximate and may or may not represent the actual limit of quantitation.

  JN The analysis indicates the presence of a compound for which there is presumptive evidence to make a tentative identification. The associated numerical value is an estimated concentration only.

  UB Compound considered non-detect at the listed value due to associated blank contamination.

  N The analysis indicates the presence of a compound for which there is presumptive evidence to make a tentative identification.

  R The sample results are rejected.

Two facts should be noted by all data users. First, the "R" flag means that the associated value is unusable. In other words, due to significant quality control (QC) problems, the analysis is invalid and provides no information as to whether the compound is present or not. "R" values should not appear on data tables because they cannot be relied upon, even as a last resort. The second fact to keep in mind is that no compound concentration, even if it has passed all QC tests, is guaranteed to be accurate. Strict QC serves to increase confidence in data but any value potentially contains error.

## VOLATILE ORGANIC COMPOUND (VOC) ANALYSES

### 1. Holding Times

The specified holding times for the following methods are presented in the following table.

| Method | Matrix | Holding Time | Preservation |
|---|---|---|---|
| SW-846 8260 | Water | 14 days from collection to analysis | Cool to <6 °C; preserved to a pH of less than 2 s.u. |

s.u. Standard units

All samples were analyzed within the specified holding time criteria.

### 2. Blank Contamination

Quality assurance (QA) blanks (i.e., method and rinse blanks) are prepared to identify any contamination which may have been introduced into the samples during sample preparation or field activity. Method blanks measure laboratory contamination. Rinse blanks measure contamination of samples during field operations.

A blank action level (BAL) of five times the concentration of a detected compound in an associated blank (common laboratory contaminant compounds are calculated at ten times) is calculated for QA blanks containing concentrations greater than the reported detection limit (RDL). The BAL is compared to the associated sample results to determine the appropriate qualification of the sample results, if needed.

All compounds associated with the QA blanks exhibited a concentration less than the MDL, with the exception of the compounds listed in the following table. Sample results associated with QA blank contamination that were greater than the BAL resulted in the removal of the laboratory qualifier (B). Sample results less than the BAL associated with the following sample locations were qualified as listed in the following table.

| Sample Locations | Analytes | Sample Result | Qualification |
|---|---|---|---|
| L1710713<br>MW-4<br>MW-13<br>MW-5<br>L1712246<br>MW-19 | tert-Butyl alcohol (EB) | Detected sample results >RDL and <BAL | "UB" at detected sample concentration |

**Note:**

EB Equipment blank

### 3. Surrogates/System Monitoring Compounds

All samples to be analyzed for organic compounds are spiked with surrogate compounds prior to sample preparation to evaluate overall laboratory performance and efficiency of the analytical technique. VOC analysis requires that all surrogates associated with the analysis exhibit recoveries within the laboratory-established acceptance limits.

All surrogate recoveries were within control limits.

## 4. Matrix Spike/Matrix Spike Duplicate (MS/MSD) Analysis

MS/MSD data are used to assess the precision and accuracy of the analytical method. The compounds used to perform the MS/MSD analysis must exhibit a percent recovery within the laboratory-established acceptance limits. The relative percent difference (RPD) between the MS/MSD recoveries must exhibit an RPD within the laboratory-established acceptance limits.

Note: The MS/MSD recovery control limits do not apply for MS/MSD performed on sample locations where the compound concentration detected in the parent sample exceeds the MS/MSD concentration by a factor of four or greater.

Sample locations associated with the MS/MSD exhibiting recoveries outside of the control limits are presented in the following table.

| Sample Locations | Compound | MS Recovery | MSD Recovery |
|---|---|---|---|
| L1710713<br>MW-4<br>L1712725<br>MW-6<br>L1712728<br>WR-463A | Vinyl acetate | >UL | >UL |
| L1711228<br>MW-18 | Dichlorodifluoromethane | >UL | AC |
| | Vinyl acetate | >UL | >UL |
| L1713243<br>R-122A | Dichlorodifluoromethane | >UL | AC |
| L1715202<br>WR-430A | Iodomethane | <10% | <10% |
| | Ethanol | >UL | AC |

Note:
AC Acceptable
LL Lower control limit
UL Upper control limit

The criteria used to evaluate the MS/MSD recoveries are presented in the following table. In the case of an MS/MSD deviation, the associated sample results are qualified as documented in the table below.

| Control Limit | Sample Result | Qualification |
|---|---|---|
| > the upper control limit (UL) | Non-detect | No Action |
| | Detect | J |
| < the lower control limit (LL) but > 10% | Non-detect | UJ |
| | Detect | J |
| < 10% | Non-detect | R |
| | Detect | J |

Sample locations associated with MS/MSD recoveries exhibiting an RPD greater than of the control limit presented in the following table.

| Sample Locations | Compound |
|---|---|
| L1712246<br>MW-19 | Acetone |
| | Acrylonitrile |
| | Benzene |
| | Bromobenzene |
| | sec-Butylbenzene |
| | tert-Butylbenzene |
| | Carbon tetrachloride |
| | Carbon disulfide |
| | Chlorobenzene |
| | Chloroethane |
| | Chloroform |
| | Chloromethane |
| | Dichlorodifluoromethane |
| | 1,1-Dichloroethane |
| | 1,1-Dichloroethene |
| | cis-1,2-Dichloroethene |
| | trans-1,2-Dichloroethene |
| | Ethylbenzene |
| | 2-Hexanone |
| | 2-Butanone (MEK) |
| | Iodomethane |
| | 4-Methyl-2-pentanone (MIBK) |
| | Naphthalene |
| | n-Propylbenzene |
| | 1,1,2-Trichlorotrifluoroethane |
| | Tetrachloroethene |
| | Toluene |
| | 1,2,4-Trichlorobenzene |
| | 1,1,1-Trichloroethane |
| | Trichloroethene |
| | Trichlorofluoromethane |
| | 1,2,4-Trimethylbenzene |
| | 1,3,5-Trimethylbenzene |
| | Vinyl chloride |
| | Xylenes, Total |
| | Ethanol |

| Sample Locations | Compound |
|---|---|
| | tert-Butyl alcohol |
| L1715202<br>WR-430A | Ethanol |

The criteria used to evaluate the RPD between the MS/MSD recoveries are presented in the following table. In the case of an RPD deviation, the sample results for MW-13, MW-1, MW-22, MW-19, MW-30, and WR-463A are qualified as documented in the table below.

| Control Limit | Sample Result | Qualification |
|---|---|---|
| > 20% | Non-detect | UJ |
| | Detect | J |

### 5. Laboratory Control Sample/Laboratory Control Sample Duplicate (LCS/LCSD) Analysis

The LCS/LCSD analysis is used to assess the precision and accuracy of the analytical method independent of matrix interferences. The compounds associated with the LCS/LCSD analysis must exhibit a percent recovery within the laboratory-established acceptance limits.

Sample locations associated with LCS/LCSD analysis exhibiting recoveries outside of the control limits presented in the following table.

| Sample Locations | Compound | LCS Recovery | LCSD Recovery |
|---|---|---|---|
| L1710713<br>MW-4<br>MW-13<br>MW-14<br>MW-1<br>MW-5<br>EB-1<br>TRIP BLANK<br>L1711228<br>MW-2<br>MW-2-DUP<br>MW-25<br>MW-18<br>MW-24<br>TRIP BLANK | Vinyl acetate | >UL | >UL |
| L1711557<br>MW-30<br>MW-22<br>MW-21<br>MW-20<br>TRIP BLANK | n-Butylbenzene | <LL but >10% | <LL but >10% |

| Sample Locations | Compound | LCS Recovery | LCSD Recovery |
|---|---|---|---|
| L1712725<br>MW-6<br>MW-28<br>MW-28 DUP<br>MW-32S<br>MW-29S<br>TRIP BLANK<br>L1712728<br>WR-463A<br>R-079A<br>TRIP BLANK | Vinyl acetate | >UL | >UL |
| | Naphthalene | <LL but >10% | AC |
| L1713243<br>R-122A<br>WR-242A<br>WR-464A DUP<br>WR-464A<br>WR-467A<br>R-082A<br>EB-3<br>TRIP BLANK | 1,1,2-Trichloroethane | AC | >UL |
| | Bromochloromethane | >UL | >UL |
| L1715202<br>WR-430A<br>R-067A<br>R-067A-DUP<br>WR-359A<br>TRIP BLANK | Iodomethane | <LL but >10% | <LL but >10% |
| | Ethanol | >UL | AC |

Note:
AC Acceptable
LL Lower control limit
UL Upper control limit

The criteria used to evaluate the LCS/LCSD recoveries are presented in the following table. In the case of an LCS/LCSD deviation, the sample results are qualified as documented in the table below.

| Control Limit | Sample Result | Qualification |
|---|---|---|
| > the upper control limit (UL) | Non-detect | No Action |
| | Detect | J |
| < the lower control limit (LL) but > 10% | Non-detect | UJ |
| | Detect | J |
| < 10% | Non-detect | R |
| | Detect | J |

Sample locations associated with LCS/LCSD recoveries exhibiting an RPD greater than of the control limit presented in the following table.

| Sample Locations | Compound |
|---|---|
| L1711228<br>MW-2<br>MW-18 | 2-Butanone (MEK) |
| | Bromomethane |
| L1712246<br>MW-19<br>MW-17<br>MW-17 DUP<br>MW-16<br>MW-27<br>MW-26<br>EB-2<br>TRIP BLANK | Acrylonitrile |
| | 1,2-Dibromo-3-Chloropropane |
| | 2-Hexanone |
| L1712725<br>MW-6<br>MW-28<br>MW-28 DUP<br>MW-32S<br>MW-29S<br>TRIP BLANK | Chloroethane |
| L1713243<br>R-122A<br>WR-242A<br>WR-464A DUP<br>WR-464A<br>WR-467A<br>R-082A<br>EB-3<br>TRIP BLANK | Iodomethane |
| | Bromomethane |
| | trans-1,4-Dichloro-2-butene |
| L1715202<br>WR-430A<br>R-067A<br>R-067A-DUP<br>WR-359A<br>TRIP BLANK | Carbon disulfide |
| | Chloroethane |
| | Chloromethane |
| | trans-1,4-Dichloro-2-butene |
| | Dichlorodifluoromethane |
| | trans-1,2-Dichloroethene |
| | 2-Butanone (MEK) |
| | Trichloroethene |
| | Trichlorofluoromethane |
| | Vinyl acetate |
| | Vinyl chloride |

The criteria used to evaluate the RPD between the LCS/LCSD recoveries are presented in the following table. In the case of an RPD deviation, the sample results are qualified as documented in the table below.

| Control Limit | Sample Result | Qualification |
|---|---|---|
| > 20% | Non-detect | UJ |
| | Detect | J |

## 6. Field Duplicate Analysis

Field duplicate analysis is used to assess the overall precision of the field sampling procedures and analytical method. A control limit of 25% for water matrices and 50% for soil matrices is applied to the RPD between the parent sample and the field duplicate. In the instance when the parent and/or duplicate sample concentrations are less than or equal to 5 times the RL, a control limit of two times the RL is applied for water matrices or three times the RL is applied for soil matrices.

Results for field duplicate samples are summarized in the following table.

| Sample ID/Duplicate ID | Compound | Sample Result | Duplicate Result | RPD |
|---|---|---|---|---|
| L1711228<br>MW-2/MW-2-DUP | sec-Butylbenzene | 0.00105 | 0.00110 | AC |
| | Ethylbenzene | 0.0953 | 0.106 | 10.6% |
| | Naphthalene | 0.0131 | 0.0146 | AC |
| | n-Propylbenzene | 0.00535 | 0.00621 | AC |
| | 1,2,4-Trimethylbenzene | 0.0931 | 0.109 | 15.7% |
| | 1,3,5-Trimethylbenzene | 0.00605 | 0.00730 | 18.7% |
| | Xylenes, Total | 0.0219 | 0.0261 | 17.5% |
| | Methyl tert-butyl ether | 0.00224 | 0.00232 | AC |
| | tert-Butyl alcohol | 0.0227 | 0.0153 | AC |
| L1712246<br>MW-17/MW-17 DUP | All compounds | U | U | AC |
| L1712725<br>MW-28/MW-28 DUP | Tetrachloroethene | 0.0166 | 0.0166 | 0.0% |
| | Trichloroethene | 0.00213 | 0.00216 | AC |
| L1713243<br>WR-464A/ WR-464A DUP | Methyl tert-butyl ether | 0.0273 | 0.0271 | 0.7% |
| | tert-Butyl alcohol | 0.142 | 0.137 | 3.6% |
| | tert-Amyl Methyl Ether | 0.00685 | 0.00701 | 2.3% |
| L1715202<br>R-067A/ R-067A-DUP | Methyl tert-butyl ether | 0.0829 | 0.0855 | 3.1% |
| | tert-Butyl alcohol | 13.7 | 14.6 | 6.4% |
| | tert-Amyl Methyl Ether | 0.00615 | 0.00634 | 3.0% |

Notes:
AC Acceptable

The results and calculated RPDs between the parent samples and their associated field duplicates were acceptable.

## 7. System Performance and Overall Assessment

Sample results associated with compound that exhibited a concentration greater than the linear range of the instrument calibration are summarized in the following table.

| Sample ID | Compound | Original Analysis | Diluted Analysis | Reported Analysis |
|---|---|---|---|---|
| L1715202<br>R-067A | tert-Butyl alcohol | -- | 13.7 | 13.7 D |
| L1715202<br>R-067A-DUP | tert-Butyl alcohol | -- | 14.6 | 14.6 D |

Note: The lab only reported the diluted result.

Sample results associated with compounds exhibiting concentrations greater than the linear range are qualified as documented in the table below when reported as the final reported sample result.

| Reported Sample Results | Qualification |
|---|---|
| Diluted sample result within calibration range | D |
| Diluted sample result less than the calibration range | DJ |
| Diluted sample result greater than the calibration range | EDJ |
| Original sample result greater than the calibration range | EJ |

Overall system performance was acceptable. Other than for those deviations specifically mentioned in this review, the overall data quality is within the guidelines specified in the method.

## DATA VALIDATION CHECKLIST FOR VOCs

| VOCs: SW-846 8260 | Reported | | Performance Acceptable | | Not Required |
|---|---|---|---|---|---|
| | No | Yes | No | Yes | |
| **GAS CHROMATOGRAPHY/MASS SPECTROMETRY (GC/MS)** | | | | | |
| **Stage 2a Validation** | | | | | |
| Holding times | | X | | X | |
| Reporting limits (units) | | X | | X | |
| Blanks | | | | | |
| A. Method blanks | | X | | X | |
| B. Equipment blanks | | X | X | | |
| C. Trip blanks | | X | | X | |
| Laboratory Control Sample (LCS) | | X | X | | |
| Laboratory Control Sample Duplicate (LCSD) | | X | X | | |
| LCS/LCSD Precision (RPD) | | X | X | | |
| Matrix Spike (MS) | | X | X | | |
| Matrix Spike Duplicate (MSD) | | X | X | | |
| MS/MSD Precision (RPD) | | X | X | | |
| Field Duplicate (RPD) | | X | | X | |
| Surrogate Spike Recoveries | | X | | X | |
| Dilution Factor | | X | | X | |
| Moisture Content | X | | | | X |

%R Percent recovery

RPD Relative percent difference

## DISSOLVED GASES ANALYSES

### 1. Holding Times

The specified holding times for the following methods are presented in the following table.

| Method | Matrix | Holding Time | Preservation |
|---|---|---|---|
| EPA RSK-175 | Water | 14 days from collection to analysis | Cool to <6 °C; preserved to a pH of less than 2 s.u. |

s.u. Standard units

All samples were analyzed within the specified holding time criteria.

### 2. Blank Contamination

Quality assurance (QA) blanks (i.e., method and rinse blanks) are prepared to identify any contamination which may have been introduced into the samples during sample preparation or field activity. Method blanks measure laboratory contamination. Rinse blanks measure contamination of samples during field operations.

A blank action level (BAL) of five times the concentration of a detected compound in an associated blank is calculated for QA blanks containing concentrations greater than the reported detection limit (RDL). The BAL is compared to the associated sample results to determine the appropriate qualification of the sample results, if needed.

Compounds were not detected above the RDL in the associated blanks; therefore, detected sample results were not associated with blank contamination.

### 3. Surrogates/System Monitoring Compounds

All samples to be analyzed for organic compounds are spiked with surrogate compounds prior to sample preparation to evaluate overall laboratory performance and efficiency of the analytical technique. VOC analysis requires that all surrogates associated with the analysis exhibit recoveries within the laboratory-established acceptance limits.

Surrogates are not required for method RSK-175.

### 4. Matrix Spike/Matrix Spike Duplicate (MS/MSD) Analysis

MS/MSD data are used to assess the precision and accuracy of the analytical method. The compounds used to perform the MS/MSD analysis must exhibit a percent recovery within the laboratory-established acceptance limits. The relative percent difference (RPD) between the MS/MSD recoveries must exhibit an RPD within the laboratory-established acceptance limits.

The MS/MSD analyses performed on sample locations MW-13, MW-18, MW-30, MW-19, MW-6, WR-463A, R-122A, and WR-430A exhibited acceptable recoveries and RPD between the MS/MSD recoveries.

## 5. Laboratory Control Sample/ Laboratory Control Sample Duplicate (LCS/LCSD) Analysis

The LCS/LCSD analysis is used to assess the precision and accuracy of the analytical method independent of matrix interferences. The compounds associated with the LCS/LCSD analysis must exhibit a percent recovery within the laboratory-established acceptance limits.

All compounds associated with the LCS/LCSD analysis exhibited recoveries within the control limits.

## 6. Field Duplicate Analysis

Field duplicate analysis is used to assess the overall precision of the field sampling procedures and analytical method. A control limit of 25% for water matrices and 50% for soil matrices is applied to the RPD between the parent sample and the field duplicate. In the instance when the parent and/or duplicate sample concentrations are less than or equal to 5 times the RL, a control limit of two times the RL is applied for water matrices or three times the RL is applied for soil matrices.

Results for field duplicate samples are summarized in the following table.

| Sample ID/Duplicate ID | Compound | Sample Result | Duplicate Result | RPD |
|---|---|---|---|---|
| L1711228<br>MW-2/MW-2-DUP | Methane | 0.109 | 0.108 | 0.9% |
| L1712246<br>MW-17/MW-17 DUP | All target compounds | U | U | AC |
| L1712725<br>MW-28/MW-28 DUP | All target compounds | U | U | AC |
| L1713243<br>WR-464A/ WR-464A DUP | All target compounds | U | U | AC |
| L1715202<br>R-067A/ R-067A-DUP | Methane | 0.117 | 0.109 | 7.1% |

Notes:
AC Acceptable

The results between the parent samples and their associated field duplicates were acceptable.

## 7. System Performance and Overall Assessment

Overall system performance was acceptable. Other than for those deviations specifically mentioned in this review, the overall data quality is within the guidelines specified in the method.

## DATA VALIDATION CHECKLIST FOR DISSOLVED GASES

| Dissolved Gases: EPA RSK-175 | Reported | | Performance Acceptable | | Not Required |
|---|---|---|---|---|---|
| | No | Yes | No | Yes | |
| **GAS CHROMATOGRAPHY/FLAME IONIZATION DETECTOR (GC/FID)** | | | | | |
| **Stage 2a Validation** | | | | | |
| Holding times | | X | | X | |
| Reporting limits (units) | | X | | X | |
| Blanks | | | | | |
| A. Method blanks | | X | | X | |
| B. Equipment blanks | X | | | | X |
| Laboratory Control Sample (LCS) | | X | | X | |
| Laboratory Control Sample Duplicate (LCSD) | | X | | X | |
| LCS/LCSD Precision (RPD) | | X | | X | |
| Matrix Spike (MS) | | X | | X | |
| Matrix Spike Duplicate (MSD) | | X | | X | |
| MS/MSD Precision (RPD) | | X | | X | |
| Laboratory Duplicate Precision (RPD) | | X | | X | |
| Field Duplicate (RPD) | | X | | X | |
| Surrogate Spike Recoveries | X | | | | X |
| Dilution Factor | | X | | X | |
| Moisture Content | X | | | | X |

%R Percent recovery

RPD Relative percent difference

## INORGANIC ANALYSIS INTRODUCTION

Analyses were performed according to United States Environmental Protection Agency (USEPA) SW-846 Methods 6010B and 9056, and Standard Methods (SM) SM2540 C-2011. Data were reviewed in accordance with the method specified criteria, USEPA National Functional Guidelines of July 2002, and USEPA Region 9 Superfund Data Evaluation/Validation Guidance (R9QA/006.1) of December 2001.

The data review process is an evaluation of data on a technical basis rather than a determination of contract compliance. As such, the standards against which the data are being weighed may differ from those specified in the analytical method. It is assumed that the data package represents the best efforts of the laboratory and that it was already subjected to adequate and sufficient quality review prior to submission.

During the review process, laboratory qualified and unqualified data are verified against the supporting documentation. Based on this evaluation, qualifier codes may be added, deleted, or modified by the data reviewer. Results are qualified with the following codes in accordance with the USEPA National Functional Guidelines:

- Concentration (C) Qualifiers

  U The analyte was analyzed for but not detected. The associated value is the analyte instrument detection limit.

  J The reported value was obtained from a reading less than the reporting limit (RL), but greater than or equal to the method detection limit (MDL).

- Quantitation (Q) Qualifiers

  E The reported value is estimated due to the presence of interference.

  N Spiked sample recovery is not within control limits.

  * Duplicate analysis is not within control limits.

- Validation Qualifiers

  J The analyte was positively identified; however, the associated numerical value is an estimated concentration only.

  UJ The analyte was not detected above the reporting limit. However, the reported limit is approximate and may or may not represent the actual limit of detection.

  UB Analyte considered non-detect at the listed value due to associated blank contamination.

  R The sample results are rejected.

Two facts should be noted by all data users. First, the "R" flag means that the associated value is unusable. In other words, due to significant quality control (QC) problems, the analysis is invalid and provides no information as to whether the compound is present or not. "R" values should not appear on data tables because they cannot be relied upon, even as a last resort. The second fact to keep in mind is that no compound concentration, even if it has passed all QC tests, is guaranteed to be accurate. Strict QC serves to increase confidence in data but any value potentially contains error.

## METALS ANALYSES

### 1. Holding Times

The specified holding times for the following methods are presented in the following table.

| Method | Matrix | Holding Time | Preservation |
|---|---|---|---|
| SW-846 6010B | Water | 180 days from collection to analysis | Preserved to a pH of less than 2. |

All samples were analyzed within the specified holding times.

### 2. Blank Contamination

Quality assurance (QA) blanks (i.e., method and rinse blanks) are prepared to identify any contamination which may have been introduced into the samples during sample preparation or field activity. Method blanks measure laboratory contamination. Rinse blanks measure contamination of samples during field operations.

A blank action level (BAL) of five times the concentration of a detected compound in an associated blank is calculated for QA blanks containing concentrations greater than the reported detection limit (RDL). The BAL is compared to the associated sample results to determine the appropriate qualification of the sample results, if needed.

All analytes associated with the QA blanks exhibited a concentration less than the RDL, with the exception of the analytes listed in the following table. Sample results associated with QA blank contamination that were greater than the BAL resulted in the removal of the laboratory qualifier (B) from the data. Sample results less than the BAL associated with the following sample locations were qualified as listed in the following table.

| Sample Locations | Analytes | Sample Result | Qualification |
|---|---|---|---|
| L1712246<br>MW-19 | Iron | Detected sample results >RDL and <BAL | "UB" at detected sample concentration |

### 3. Matrix Spike/Matrix Spike Duplicate (MS/MSD)/Laboratory Duplicate Analysis

MS/MSD and laboratory duplicate data are used to assess the precision and accuracy of the analytical method.

#### 3.1 MS/MSD Analysis

All metal analytes must exhibit a percent recovery within the established acceptance limits of 75% to 125%. The MS/MSD recovery control limits do not apply for MS/MSD performed on sample locations where the analyte's concentration detected in the parent sample exceeds the MS/MSD concentration by a factor of four or greater.

The MS/MSD analysis performed on sample locations MW-4, MW-30, MW-19, MW-6, WR-463A, R-122A, and WR-430A exhibited recoveries within the control limits.

#### 3.2 Laboratory Duplicate Analysis

The laboratory duplicate relative percent difference (RPD) criterion is applied when parent and duplicate sample concentrations are greater than or equal to 5 times the RL. A control limit of 20% for water matrices and 35% for soil matrices is applied when the criteria above is true. In the instance when the

parent and/or duplicate sample concentrations are less than or equal to 5 times the RL, a control limit of one time the RL is applied for water matrices and two times the RL for soil matrices.

MS/MSD analysis was performed in replacement of the laboratory duplicate analysis. The MS/MSD recoveries exhibited acceptable RPD.

### 4. Field Duplicate Analysis

Field duplicate analysis is used to assess the overall precision of the field sampling procedures and analytical method. A control limit of 25% for water matrices and 50% for soil matrices is applied to the RPD between the parent sample and the field duplicate. In the instance when the parent and/or duplicate sample concentrations are less than or equal to 5 times the RL, a control limit of two times the RL is applied for water matrices or three times the RL is applied for soil matrices.

Results for field duplicate samples are summarized in the following table.

| Sample ID/Duplicate ID | Analyte | Sample Result | Duplicate Result | RPD |
|---|---|---|---|---|
| L1711228<br>MW-2/MW-2-DUP | Iron | 1.10 | 1.02 | 7.5% |
| L1712246<br>MW-17/MW-17 DUP | Iron | 0.208 | 0.184 | AC |
| L1712725<br>MW-28/MW-28 DUP | Iron | 1.15 | 1.22 | 5.9% |
| L1713243<br>WR-464A/ WR-464A DUP | Iron | 0.1 U | 0.1 U | AC |
| L1715202<br>R-067A/ R-067A-DUP | Iron | 1.42 | 1.34 | 5.8% |

Notes:
AC Acceptable

The results and calculated RPD between the parent samples and their associated field duplicates were acceptable.

### 5. Laboratory Control Sample (LCS) Analysis

The LCS analysis is used to assess the precision and accuracy of the analytical method independent of matrix interferences. The analytes associated with the LCS analysis must exhibit a percent recovery between the control limits of 80% and 120%.

The LCS analysis exhibited recoveries within the control limits.

### 6. System Performance and Overall Assessment

Overall system performance was acceptable. Other than for those deviations specifically mentioned in this review, the overall data quality is within the guidelines specified in the method.

## DATA VALIDATION CHECKLIST FOR METALS

| METALS; SW-846 6010B | Reported | | Performance Acceptable | | Not Required |
|---|---|---|---|---|---|
| | No | Yes | No | Yes | |
| **Inductively Coupled Plasma-Atomic Emission Spectrometry (ICP-AES)** | | | | | |
| **Stage 2a Validation** | | | | | |
| Holding Times | | X | | X | |
| Reporting limits (units) | | X | | X | |
| Blanks | | | | | |
| A. Instrument Blanks | X | | | | X |
| B. Method Blanks | | X | X | | |
| C. Equipment Blanks | X | | | | X |
| Laboratory Control Sample (LCS) %R | | X | | X | |
| Laboratory Control Sample Duplicate (LCSD) %R | X | | | | X |
| LCS/LCSD RPD | X | | | | X |
| Matrix Spike (MS) %R | | X | | X | |
| Matrix Spike Duplicate (MSD) %R | | X | | X | |
| MS/MSD Precision (RPD) | | X | | X | |
| Lab Duplicate (RPD) | X | | | | X |
| Field Duplicate (RPD) | | X | | X | |
| Moisture Content | X | | | | X |

%R Percent recovery
RPD Relative percent difference

## GENERAL CHEMISTRY ANALYSES

### 1. Holding Times

The specified holding times for the following methods are presented in the following table.

| Method | Matrix | Holding Time | Preservation |
|---|---|---|---|
| Sulfate by SW-846 9056 | Water | 28 days from collection to analysis | Cool to <6°C. |
| Nitrate-N, Nitrite-N by SW-846 9056 | Water | 48 hours from collection to analysis | Cool to <6°C. |
| Nitrate-Nitrite-N by EPA 353.2 | Water | 28 days from collection to analysis | Cool to <6°C. Preserved to a pH of less than 2. |
| Total Dissolved Solids by SM2540 C-2011 | Water | 7 days from collection to analysis | Cool to <6°C. |

All samples were analyzed within the specified holding time criterion.

### 2. Blank Contamination

Quality assurance (QA) blanks (i.e., method and rinse blanks) are prepared to identify any contamination which may have been introduced into the samples during sample preparation or field activity. Method blanks measure laboratory contamination. Rinse blanks measure contamination of samples during field operations.

A blank action level (BAL) of five times the concentration of a detected compound in an associated blank is calculated for QA blanks containing concentrations greater than the reported detection limit (RDL). The BAL is compared to the associated sample results to determine the appropriate qualification of the sample results, if needed.

Compounds were not detected above the RDL in the associated blanks; therefore, detected sample results were not associated with blank contamination.

### 3. Matrix Spike/Matrix Spike Duplicate (MS/MSD)/Laboratory Duplicate Analysis

MS/MSD and laboratory duplicate data are used to assess the precision and accuracy of the analytical method.

### 3.1 MS/MSD Analysis

All analytes must exhibit a percent recovery within the established acceptance limits of 75% to 125%. The MS/MSD recovery control limits do not apply for MS/MSD performed on sample locations where the analyte's concentration detected in the parent sample exceeds the MS/MSD concentration by a factor of four or greater.

The MS/MSD or MS analysis performed for nitrate, nitrite, and sulfate on sample locations MW-13, MW-4, MW-30, and R-122A exhibited recoveries within the control limits.

All analytes associated with MS/MSD recoveries were within control limits with the exception of the following analyte present in the table below.

| Sample Location | Analyte | MS Recovery | MSD Recovery |
|---|---|---|---|
| L1712246<br>MW-19 | Nitrate | 126% | 129% |
| L1712725<br>MW-6 | Sulfate | 73.9% | 72.9% |
| L1712728<br>WR-463A | Sulfate | 65.6% | 65.0% |
| L1715202<br>WR-430A | Nitrate | 139% | 135% |

The criteria used to evaluate MS/MSD recoveries are presented in the following table. In the case of an MS/MSD deviation, the sample results are qualified. The qualifications are applied to the parent sample results associated with the SDG.

| Control limit | Sample Result | Qualification |
|---|---|---|
| MS/MSD percent recovery 30% to 74% | Non-detect | UJ |
| | Detect | J |
| MS/MSD percent recovery <30% | Non-detect | R |
| | Detect | J |
| MS/MSD percent recovery >125% | Non-detect | No Action |
| | Detect | J |

### 3.2 Laboratory Duplicate Analysis

The laboratory duplicate relative percent difference (RPD) criterion is applied when parent and duplicate sample concentrations are greater than or equal to 5 times the RL. A control limit of 20% for water matrices and 35% for soil matrices is applied when the criteria above is true. In the instance when the parent and/or duplicate sample concentrations are less than or equal to 5 times the RL, a control limit of one time the RL is applied for water matrices and two times the RL for soil matrices.

The laboratory duplicate analysis performed for nitrate, nitrite, and sulfate on sample locations MW-4, MW-18, MW-30, MW-6, R-122A, and WR-430A exhibited RPD within control limits.

The laboratory duplicate analysis for TDS performed on sample locations MW-1, MW-4, MW-24, MW-28 DUP and WR-430A exhibited RPD within the control limits.

### 4. Field Duplicate Analysis

Field duplicate analysis is used to assess the overall precision of the field sampling procedures and analytical method. A control limit of 25% for water matrices and 50% for soil matrices is applied to the RPD between the parent sample and the field duplicate. In the instance when the parent and/or duplicate sample concentrations are less than or equal to 5 times the RL, a control limit of two times the RL is applied for water matrices or three times the RL is applied for soil matrices.

Results for field duplicate samples are summarized in the following table.

| Sample ID/Duplicate ID | Analyte | Sample Result | Duplicate Result | RPD |
|---|---|---|---|---|
| L1711228<br>MW-2/MW-2-DUP | Total Dissolved Solids | 498 | 495 | 0.6% |
| | Sulfate | 13.6 | 14.7 | AC |
| L1712246<br>MW-17/MW-17 DUP | Total Dissolved Solids | 461 | 467 | 1.3% |
| | Nitrate | 3.67 | 3.65 | 0.5% |
| | Sulfate | 113 | 113 | 0.0% |
| L1712725<br>MW-28/MW-28 DUP | Total Dissolved Solids | 730 | 703 | 3.8% |
| | Nitrate | 5.13 | 5.41 | 5.3% |
| | Sulfate | 189 | 187 | 1.1% |
| L1713243<br>WR-464A/ WR-464A DUP | Total Dissolved Solids | 1000 | 946 | 5.5% |
| | Nitrate | 3.58 | 3.88 | 8.0% |
| | Nitrite | 0.100 U | 0.114 | AC |
| | Sulfate | 315 | 279 | 12.1% |
| L1715202<br>R-067A/ R-067A-DUP | Total Dissolved Solids | 845 | 843 | 0.2% |
| | Sulfate | 302 | 301 | 0.3% |

The calculated RPDs between the parent samples and their associated field duplicates were acceptable.

**5. Laboratory Control Sample (LCS) Analysis**

The LCS analysis is used to assess the precision and accuracy of the analytical method independent of matrix interferences. The compounds associated with the LCS analysis must exhibit a percent recovery and RPD within the method or laboratory-established acceptance limits.

All compounds associated with the LCS analysis exhibited recoveries within the control limits.

**6. System Performance and Overall Assessment**

Overall system performance was acceptable. Other than for those deviations specifically mentioned in this review, the overall data quality is within the guidelines specified in the method.

## DATA VALIDATION CHECKLIST FOR GENERAL CHEMISTRY

| General Chemistry: SW-846 9056A, Standard Methods SM2540 C-2011 | Reported | | Performance Acceptable | | Not Required |
|---|---|---|---|---|---|
| | No | Yes | No | Yes | |
| **Miscellaneous Instrumentation** | | | | | |
| **Stage 2a Validation** | | | | | |
| Holding times | | X | | X | |
| Reporting limits (units) | | X | | X | |
| Blanks | | | | | |
| A. Method blanks | | X | | X | |
| B. Equipment blanks | X | | | | X |
| Laboratory Control Sample (LCS) %R | | X | | X | |
| Laboratory Control Sample Duplicate (LCSD) %R | X | | | | X |
| LCS/LCSD Precision (RPD) | X | | | | X |
| Matrix Spike (MS) %R | | X | X | | |
| Matrix Spike Duplicate (MSD) %R | | X | X | | |
| MS/MSD Precision (RPD) | | X | | X | |
| Laboratory Duplicate Precision (RPD) | | X | | X | |
| Field Duplicate (RPD) | | X | | X | |
| Dilution Factor | | X | | X | |
| Moisture Content | X | | | | X |

%R - percent recovery
RPD - relative percent difference

VALIDATION PERFORMED BY: Andrew Korycinski

SIGNATURE:

DATE: April 24, 2024

PEER REVIEW: Dennis Capria

DATE: April 29, 2024

# CHAIN OF CUSTODY

# SAMPLE ANALYSIS DATA SHEETS

Company Name/Address:
**Kinder Morgan - Rocklin, CA-AZ Work**

410 N.44th Street
Suite 1000
Phoenix. AZ 85008

Billing Information:
Accounts Payable- Alan Van Antwerp
9950 SAN DIEGO MISSION RD.
SAN DIEGO, CA 92108

Pres Chk

Report to: **Bob Forsberg**

Email To: bob.forsberg@arcadis-us.com;sascha.arnold@arcadis.com

Project Description: **KMEP Silvercroft Wash**

City/State Collected: Tucson, AZ

Please Circle: PT (MT) CT ET

Phone: **602-438-0883**

Client Project # **30179444.01**

Lab Project # **KINARCPAZ-SILVERCROF**

Collected by (print): S.A. MH

Site/Facility ID # **SILVERCROFT WASH**

P.O. # **WD1046679**

Collected by (signature):

Immediately Packed on Ice N ___ Y X

*Rush?* (Lab MUST Be Notified)
___ Same Day ___ Five Day
___ Next Day ___ 5 Day (Rad Only)
___ Two Day ___ 10 Day (Rad Only)
___ Three Day

Quote #

Date Results Needed: 910 TAT

Analysis / Container / Preservative

| Sample ID | Comp/Grab | Matrix * | Depth | Date | Time | No. of Cntrs | *NO2,NO3,SO4 125mlHDPE-NoPres | EEM RSK175 40mlAmb HCl | HOLD - NO2+NO3 250mlHDPE-H2SO4 | TDS 1L-HDPE NoPres | Total Fe 6010 250mlHDPE-HNO3 | VOCs+OXYs 8260 40mlAmb-HCl | Remarks | Sample # (lab only) |
|---|---|---|---|---|---|---|---|---|---|---|---|---|---|---|
| MW-4 | Grab | GW | 161 | 2/29/24 | 1020 | 18 | X | X | X | X | X | X | Run MS/MSD | -01 |
| MW-13 | | GW | 159 | 2/29/24 | 11:27 | 9 | X | X | X | X | X | X | | -02 |
| MW-14 | | GW | 159 | | 12:35 | 9 | X | X | X | X | X | X | | -03 |
| MW-1 | | GW | 160 | | 13:55 | 9 | X | X | X | X | X | X | | -04 |
| MW-5 | | GW | 160 | | 14:50 | 9 | X | X | X | X | X | X | | -05 |
| | | GW | | | | | | | | | | | | |
| | | GW | | | | | | | | | | | | |
| | | GW | | | | | | | | | | | | |
| EB-1 | Grab | GW | — | 2/29/24 | 1200 | 3 | | | | | | X | | -06 |
| Trip Blank | Grab | GW | — | 2/29/24 | — | 2 | | | | | | X | | -07 |

Chain of Custody Page 1 of 1

Pace
PEOPLE ADVANCING SCIENCE

**MT JULIET, TN**
12065 Lebanon Rd Mount Juliet, TN 37122
Submitting a sample via this chain of custody constitutes acknowledgment and acceptance of the Pace Terms and Conditions found at: https://info.pacelabs.com/hubfs/pas-standard-terms.pdf

SDG # L1710713

Ta B190

Acctnum: **KINARCPAZ**

Template: **T190237**

Prelogin: **P1053889**

PM: **110 - Brian Ford**

PB:

Shipped Via:

* Matrix:
SS - Soil AIR - Air F - Filter
GW - Groundwater B - Bioassay
WW - WasteWater
DW - Drinking Water
OT - Other_____

**Remarks:*NO2,NO3 have a 48 hour holding time.**

pH _____ Temp _____

Flow _____ Other _____

Samples returned via: __ UPS ✓ FedEx __ Courier _____

Tracking # 672719141404

Sample Receipt Checklist

| | | |
|---|---|---|
| COC Seal Present/Intact: | NP | Y N |
| COC Signed/Accurate: | | Y N |
| Bottles arrive intact: | | Y N |
| Correct bottles used: | | Y N |
| Sufficient volume sent: | | Y N |
| If Applicable | | |
| VOA Zero Headspace: | | Y N |
| Preservation Correct/Checked: | | Y N |
| RAD Screen <0.5 mR/hr: | | Y N |

| Relinquished by : (Signature) | Date: | Time: | Received by: (Signature) | Trip Blank Received: Yes / No HCl / MeoH TBR |
|---|---|---|---|---|
| | 2/29/24 | 1530 | FedEx (Packn-ship) | 03-01-24 CR 2 |
| Relinquished by : (Signature) | Date: | Time: | Received by: (Signature) | Temp: °C Bottles Received: |
| | | | | 1.9+0=1.9 DPA9 57 |
| Relinquished by : (Signature) | Date: | Time: | Received for lab by: (Signature) | Date: Time: |
| | | | CRONERD | 03-01-24 0900 |

If p PH-10BDH5021 TRC-2362382 CR6-20221V te/Time

Hold:

Condition: NCF / OK

# GLOSSARY OF TERMS

## Guide to Reading and Understanding Your Laboratory Report

The information below is designed to better explain the various terms used in your report of analytical results from the Laboratory. This is not intended as a comprehensive explanation, and if you have additional questions please contact your project representative.

Results Disclaimer - Information that may be provided by the customer, and contained within this report, include Permit Limits, Project Name, Sample ID, Sample Matrix, Sample Preservation, Field Blanks, Field Spikes, Field Duplicates, On-Site Data, Sampling Collection Dates/Times, and Sampling Location. Results relate to the accuracy of this information provided, and as the samples are received.

## Abbreviations and Definitions

| | |
|---|---|
| MDL | Method Detection Limit. |
| ND | Not detected at the Reporting Limit (or MDL where applicable). |
| RDL | Reported Detection Limit. |
| Rec. | Recovery. |
| RPD | Relative Percent Difference. |
| SDG | Sample Delivery Group. |
| (S) | Surrogate (Surrogate Standard) - Analytes added to every blank, sample, Laboratory Control Sample/Duplicate and Matrix Spike/Duplicate; used to evaluate analytical efficiency by measuring recovery. Surrogates are not expected to be detected in all environmental media. |
| U | Not detected at the Reporting Limit (or MDL where applicable). |
| Analyte | The name of the particular compound or analysis performed. Some Analyses and Methods will have multiple analytes reported. |
| Dilution | If the sample matrix contains an interfering material, the sample preparation volume or weight values differ from the standard, or if concentrations of analytes in the sample are higher than the highest limit of concentration that the laboratory can accurately report, the sample may be diluted for analysis. If a value different than 1 is used in this field, the result reported has already been corrected for this factor. |
| Limits | These are the target % recovery ranges or % difference value that the laboratory has historically determined as normal for the method and analyte being reported. Successful QC Sample analysis will target all analytes recovered or duplicated within these ranges. |
| Original Sample | The non-spiked sample in the prep batch used to determine the Relative Percent Difference (RPD) from a quality control sample. The Original Sample may not be included within the reported SDG. |
| Qualifier | This column provides a letter and/or number designation that corresponds to additional information concerning the result reported. If a Qualifier is present, a definition per Qualifier is provided within the Glossary and Definitions page and potentially a discussion of possible implications of the Qualifier in the Case Narrative if applicable. |
| Result | The actual analytical final result (corrected for any sample specific characteristics) reported for your sample. If there was no measurable result returned for a specific analyte, the result in this column may state “ND” (Not Detected) or “BDL” (Below Detectable Levels). The information in the results column should always be accompanied by either an MDL (Method Detection Limit) or RDL (Reporting Detection Limit) that defines the lowest value that the laboratory could detect or report for this analyte. |
| Uncertainty (Radiochemistry) | Confidence level of 2 sigma. |
| Case Narrative (Cn) | A brief discussion about the included sample results, including a discussion of any non-conformances to protocol observed either at sample receipt by the laboratory from the field or during the analytical process. If present, there will be a section in the Case Narrative to discuss the meaning of any data qualifiers used in the report. |
| Quality Control Summary (Qc) | This section of the report includes the results of the laboratory quality control analyses required by procedure or analytical methods to assist in evaluating the validity of the results reported for your samples. These analyses are not being performed on your samples typically, but on laboratory generated material. |
| Sample Chain of Custody (Sc) | This is the document created in the field when your samples were initially collected. This is used to verify the time and date of collection, the person collecting the samples, and the analyses that the laboratory is requested to perform. This chain of custody also documents all persons (excluding commercial shippers) that have had control or possession of the samples from the time of collection until delivery to the laboratory for analysis. |
| Sample Results (Sr) | This section of your report will provide the results of all testing performed on your samples. These results are provided by sample ID and are separated by the analyses performed on each sample. The header line of each analysis section for each sample will provide the name and method number for the analysis reported. |
| Sample Summary (Ss) | This section of the Analytical Report defines the specific analyses performed for each sample ID, including the dates and times of preparation and/or analysis. |

| Qualifier | Description |
|---|---|
| E4 | Concentration estimated. Analyte was detected below laboratory minimum reporting level (MRL) but above MDL. |
| L1 | The associated blank spike recovery was above laboratory acceptance limits. |
| M1 | Matrix spike recovery was high, the method control sample recovery was acceptable. |
| M3 | The spike recovery value is unusable since the analyte concentration in the sample is disproportionate to the spike level. The associated blank spike recovery was acceptable. |
| R7 | LFB/LFBD RPD exceeded the laboratory acceptance limit. Recovery met acceptance criteria. |
| R8 | Sample RPD exceeded the method acceptance limit. |

## Gravimetric Analysis by Method 2540 C-2011

| Analyte | Result mg/l | Qualifier | RDL mg/l | Dilution | Analysis date / time | Batch |
|---|---|---|---|---|---|---|
| Dissolved Solids | 653 | | 13.3 | 1 | 03/05/2024 20:45 | WG2239557 |

## Wet Chemistry by Method 9056A

| Analyte | Result mg/l | Qualifier | RDL mg/l | Dilution | Analysis date / time | Batch |
|---|---|---|---|---|---|---|
| Nitrate | ND | | 0.100 | 1 | 03/01/2024 18:47 | WG2237754 |
| Nitrite | ND | | 0.100 | 1 | 03/01/2024 18:47 | WG2237754 |
| Sulfate | 173 | M3 | 5.00 | 1 | 03/01/2024 18:47 | WG2237754 |

## Metals (ICP) by Method 6010D

| Analyte | Result mg/l | Qualifier | RDL mg/l | Dilution | Analysis date / time | Batch |
|---|---|---|---|---|---|---|
| Iron | 0.706 | | 0.100 | 1 | 03/02/2024 18:56 | WG2237831 |

## Volatile Organic Compounds (GC) by Method RSK175

| Analyte | Result mg/l | Qualifier | RDL mg/l | Dilution | Analysis date / time | Batch |
|---|---|---|---|---|---|---|
| Methane | ND | | 0.0100 | 1 | 03/04/2024 11:52 | WG2237466 |
| Ethane | ND | | 0.0130 | 1 | 03/04/2024 11:52 | WG2237466 |
| Ethene | ND | | 0.0130 | 1 | 03/04/2024 11:52 | WG2237466 |

## Volatile Organic Compounds (GC/MS) by Method 8260B

| Analyte | Result mg/l | Qualifier | RDL mg/l | Dilution | Analysis date / time | Batch |
|---|---|---|---|---|---|---|
| Acetone | ND | | 0.0500 | 1 | 03/07/2024 01:00 | WG2241294 |
| Acrylonitrile | ND | | 0.0100 | 1 | 03/07/2024 01:00 | WG2241294 |
| Benzene | ND | | 0.00100 | 1 | 03/07/2024 01:00 | WG2241294 |
| Bromobenzene | ND | | 0.00100 | 1 | 03/07/2024 01:00 | WG2241294 |
| Bromochloromethane | ND | | 0.00100 | 1 | 03/07/2024 01:00 | WG2241294 |
| Bromodichloromethane | ND | | 0.00100 | 1 | 03/07/2024 01:00 | WG2241294 |
| Bromoform | ND | | 0.00100 | 1 | 03/07/2024 01:00 | WG2241294 |
| Bromomethane | ND | | 0.00500 | 1 | 03/07/2024 01:00 | WG2241294 |
| n-Butylbenzene | ND | | 0.00100 | 1 | 03/07/2024 01:00 | WG2241294 |
| sec-Butylbenzene | ND | | 0.00100 | 1 | 03/07/2024 01:00 | WG2241294 |
| tert-Butylbenzene | ND | | 0.00100 | 1 | 03/07/2024 01:00 | WG2241294 |
| Carbon tetrachloride | ND | | 0.00100 | 1 | 03/07/2024 01:00 | WG2241294 |
| Carbon disulfide | ND | | 0.00100 | 1 | 03/07/2024 01:00 | WG2241294 |
| Chlorobenzene | ND | | 0.00100 | 1 | 03/07/2024 01:00 | WG2241294 |
| Chlorodibromomethane | ND | | 0.00100 | 1 | 03/07/2024 01:00 | WG2241294 |
| Chloroethane | ND | | 0.00500 | 1 | 03/07/2024 01:00 | WG2241294 |
| Chloroform | ND | | 0.00500 | 1 | 03/07/2024 01:00 | WG2241294 |
| Chloromethane | ND | | 0.00250 | 1 | 03/07/2024 01:00 | WG2241294 |
| 1,2-Dibromo-3-Chloropropane | ND | | 0.00500 | 1 | 03/07/2024 01:00 | WG2241294 |
| 1,2-Dibromoethane | ND | | 0.00100 | 1 | 03/07/2024 01:00 | WG2241294 |
| Dibromomethane | ND | | 0.00100 | 1 | 03/07/2024 01:00 | WG2241294 |
| 1,2-Dichlorobenzene | ND | | 0.00100 | 1 | 03/07/2024 01:00 | WG2241294 |
| 1,3-Dichlorobenzene | ND | | 0.00100 | 1 | 03/07/2024 01:00 | WG2241294 |
| 1,4-Dichlorobenzene | ND | | 0.00100 | 1 | 03/07/2024 01:00 | WG2241294 |
| trans-1,4-Dichloro-2-butene | ND | | 0.00250 | 1 | 03/07/2024 01:00 | WG2241294 |
| Dichlorodifluoromethane | ND | | 0.00500 | 1 | 03/07/2024 01:00 | WG2241294 |
| 1,1-Dichloroethane | ND | | 0.00100 | 1 | 03/07/2024 01:00 | WG2241294 |
| 1,2-Dichloroethane | ND | | 0.00100 | 1 | 03/07/2024 01:00 | WG2241294 |
| 1,1-Dichloroethene | ND | | 0.00100 | 1 | 03/07/2024 01:00 | WG2241294 |
| cis-1,2-Dichloroethene | ND | | 0.00100 | 1 | 03/07/2024 01:00 | WG2241294 |

## Volatile Organic Compounds (GC/MS) by Method 8260B

| Analyte | Result mg/l | Qualifier | RDL mg/l | Dilution | Analysis date / time | Batch |
|---|---|---|---|---|---|---|
| trans-1,2-Dichloroethene | ND | | 0.00100 | 1 | 03/07/2024 01:00 | WG2241294 |
| 1,2-Dichloropropane | ND | | 0.00100 | 1 | 03/07/2024 01:00 | WG2241294 |
| cis-1,3-Dichloropropene | ND | | 0.00100 | 1 | 03/07/2024 01:00 | WG2241294 |
| trans-1,3-Dichloropropene | ND | | 0.00100 | 1 | 03/07/2024 01:00 | WG2241294 |
| Ethylbenzene | ND | | 0.00100 | 1 | 03/07/2024 01:00 | WG2241294 |
| Hexachloro-1,3-butadiene | ND | | 0.00100 | 1 | 03/07/2024 01:00 | WG2241294 |
| 2-Hexanone | ND | | 0.0100 | 1 | 03/07/2024 01:00 | WG2241294 |
| 2-Butanone (MEK) | ND | | 0.0100 | 1 | 03/07/2024 01:00 | WG2241294 |
| Iodomethane | ND | | 0.0100 | 1 | 03/07/2024 01:00 | WG2241294 |
| Methylene Chloride | ND | | 0.00500 | 1 | 03/07/2024 01:00 | WG2241294 |
| 4-Methyl-2-pentanone (MIBK) | ND | | 0.0100 | 1 | 03/07/2024 01:00 | WG2241294 |
| Naphthalene | ND | | 0.00500 | 1 | 03/07/2024 01:00 | WG2241294 |
| n-Propylbenzene | ND | | 0.00100 | 1 | 03/07/2024 01:00 | WG2241294 |
| Styrene | ND | | 0.00100 | 1 | 03/07/2024 01:00 | WG2241294 |
| 1,1,1,2-Tetrachloroethane | ND | | 0.00100 | 1 | 03/07/2024 01:00 | WG2241294 |
| 1,1,2,2-Tetrachloroethane | ND | | 0.00100 | 1 | 03/07/2024 01:00 | WG2241294 |
| 1,1,2-Trichlorotrifluoroethane | ND | | 0.00100 | 1 | 03/07/2024 01:00 | WG2241294 |
| Tetrachloroethene | ND | | 0.00100 | 1 | 03/07/2024 01:00 | WG2241294 |
| Toluene | ND | | 0.00100 | 1 | 03/07/2024 01:00 | WG2241294 |
| 1,2,4-Trichlorobenzene | ND | | 0.00100 | 1 | 03/07/2024 01:00 | WG2241294 |
| 1,1,1-Trichloroethane | ND | | 0.00100 | 1 | 03/07/2024 01:00 | WG2241294 |
| 1,1,2-Trichloroethane | ND | | 0.00100 | 1 | 03/07/2024 01:00 | WG2241294 |
| Trichloroethene | ND | | 0.00100 | 1 | 03/07/2024 01:00 | WG2241294 |
| Trichlorofluoromethane | ND | | 0.00500 | 1 | 03/07/2024 01:00 | WG2241294 |
| 1,2,3-Trichloropropane | ND | | 0.00250 | 1 | 03/07/2024 01:00 | WG2241294 |
| 1,2,4-Trimethylbenzene | ND | | 0.00100 | 1 | 03/07/2024 01:00 | WG2241294 |
| 1,3,5-Trimethylbenzene | ND | | 0.00100 | 1 | 03/07/2024 01:00 | WG2241294 |
| Vinyl acetate | ND | L1M1 | 0.0100 | 1 | 03/07/2024 01:00 | WG2241294 |
| Vinyl chloride | ND | | 0.00100 | 1 | 03/07/2024 01:00 | WG2241294 |
| Xylenes, Total | ND | | 0.00300 | 1 | 03/07/2024 01:00 | WG2241294 |
| Di-isopropyl ether | ND | | 0.00100 | 1 | 03/07/2024 01:00 | WG2241294 |
| Ethanol | ND | | 0.100 | 1 | 03/07/2024 01:00 | WG2241294 |
| Ethyl tert-butyl ether | ND | | 0.00100 | 1 | 03/07/2024 01:00 | WG2241294 |
| Methyl tert-butyl ether | 0.00912 | | 0.00100 | 1 | 03/07/2024 01:00 | WG2241294 |
| tert-Butyl alcohol | 0.0413 | UB | 0.00500 | 1 | 03/07/2024 01:00 | WG2241294 |
| tert-Amyl Methyl Ether | 0.00225 | | 0.00100 | 1 | 03/07/2024 01:00 | WG2241294 |
| *(S) Toluene-d8* | *103* | | *80.0-120* | | *03/07/2024 01:00* | WG2241294 |
| *(S) 4-Bromofluorobenzene* | *97.8* | | *77.0-126* | | *03/07/2024 01:00* | WG2241294 |
| *(S) 1,2-Dichloroethane-d4* | *89.3* | | *70.0-130* | | *03/07/2024 01:00* | WG2241294 |

1 Cp
2 Tc
3 Ss
4 Cn
5 Sr
6 Qc
7 Is
8 Gl
9 Al
10 Sc

## Gravimetric Analysis by Method 2540 C-2011

| Analyte | Result | Qualifier | RDL | Dilution | Analysis | Batch |
|---|---|---|---|---|---|---|
| | mg/l | | mg/l | | date / time | |
| Dissolved Solids | 330 | | 10.0 | 1 | 03/05/2024 13:26 | WG2239553 |

## Wet Chemistry by Method 9056A

| Analyte | Result | Qualifier | RDL | Dilution | Analysis | Batch |
|---|---|---|---|---|---|---|
| | mg/l | | mg/l | | date / time | |
| Nitrate | 2.62 | | 0.100 | 1 | 03/01/2024 19:42 | WG2237754 |
| Nitrite | ND | | 0.100 | 1 | 03/01/2024 19:42 | WG2237754 |
| Sulfate | 59.0 | | 5.00 | 1 | 03/01/2024 19:42 | WG2237754 |

## Metals (ICP) by Method 6010D

| Analyte | Result | Qualifier | RDL | Dilution | Analysis | Batch |
|---|---|---|---|---|---|---|
| | mg/l | | mg/l | | date / time | |
| Iron | ND | | 0.100 | 1 | 03/02/2024 12:16 | WG2237831 |

## Volatile Organic Compounds (GC) by Method RSK175

| Analyte | Result | Qualifier | RDL | Dilution | Analysis | Batch |
|---|---|---|---|---|---|---|
| | mg/l | | mg/l | | date / time | |
| Methane | ND | | 0.0100 | 1 | 03/04/2024 09:39 | WG2237851 |
| Ethane | ND | | 0.0130 | 1 | 03/04/2024 09:39 | WG2237851 |
| Ethene | ND | | 0.0130 | 1 | 03/04/2024 09:39 | WG2237851 |

## Volatile Organic Compounds (GC/MS) by Method 8260B

| Analyte | Result | Qualifier | RDL | Dilution | Analysis | Batch |
|---|---|---|---|---|---|---|
| | mg/l | | mg/l | | date / time | |
| Acetone | ND | | 0.0500 | 1 | 03/03/2024 21:12 | WG2238762 |
| Acrylonitrile | ND | | 0.0100 | 1 | 03/03/2024 21:12 | WG2238762 |
| Benzene | ND | | 0.00100 | 1 | 03/03/2024 21:12 | WG2238762 |
| Bromobenzene | ND | | 0.00100 | 1 | 03/03/2024 21:12 | WG2238762 |
| Bromochloromethane | ND | | 0.00100 | 1 | 03/03/2024 21:12 | WG2238762 |
| Bromodichloromethane | ND | | 0.00100 | 1 | 03/03/2024 21:12 | WG2238762 |
| Bromoform | ND | | 0.00100 | 1 | 03/03/2024 21:12 | WG2238762 |
| Bromomethane | ND | | 0.00500 | 1 | 03/03/2024 21:12 | WG2238762 |
| n-Butylbenzene | ND | | 0.00100 | 1 | 03/03/2024 21:12 | WG2238762 |
| sec-Butylbenzene | ND | | 0.00100 | 1 | 03/03/2024 21:12 | WG2238762 |
| tert-Butylbenzene | ND | | 0.00100 | 1 | 03/03/2024 21:12 | WG2238762 |
| Carbon tetrachloride | ND | | 0.00100 | 1 | 03/03/2024 21:12 | WG2238762 |
| Carbon disulfide | ND | | 0.00100 | 1 | 03/03/2024 21:12 | WG2238762 |
| Chlorobenzene | ND | | 0.00100 | 1 | 03/03/2024 21:12 | WG2238762 |
| Chlorodibromomethane | ND | | 0.00100 | 1 | 03/03/2024 21:12 | WG2238762 |
| Chloroethane | ND | | 0.00500 | 1 | 03/03/2024 21:12 | WG2238762 |
| Chloroform | ND | | 0.00500 | 1 | 03/03/2024 21:12 | WG2238762 |
| Chloromethane | ND | | 0.00250 | 1 | 03/03/2024 21:12 | WG2238762 |
| 1,2-Dibromo-3-Chloropropane | ND | | 0.00500 | 1 | 03/03/2024 21:12 | WG2238762 |
| 1,2-Dibromoethane | ND | | 0.00100 | 1 | 03/03/2024 21:12 | WG2238762 |
| Dibromomethane | ND | | 0.00100 | 1 | 03/03/2024 21:12 | WG2238762 |
| 1,2-Dichlorobenzene | ND | | 0.00100 | 1 | 03/03/2024 21:12 | WG2238762 |
| 1,3-Dichlorobenzene | ND | | 0.00100 | 1 | 03/03/2024 21:12 | WG2238762 |
| 1,4-Dichlorobenzene | ND | | 0.00100 | 1 | 03/03/2024 21:12 | WG2238762 |
| trans-1,4-Dichloro-2-butene | ND | | 0.00250 | 1 | 03/03/2024 21:12 | WG2238762 |
| Dichlorodifluoromethane | ND | | 0.00500 | 1 | 03/03/2024 21:12 | WG2238762 |
| 1,1-Dichloroethane | ND | | 0.00100 | 1 | 03/03/2024 21:12 | WG2238762 |
| 1,2-Dichloroethane | ND | | 0.00100 | 1 | 03/03/2024 21:12 | WG2238762 |
| 1,1-Dichloroethene | ND | | 0.00100 | 1 | 03/03/2024 21:12 | WG2238762 |
| cis-1,2-Dichloroethene | ND | | 0.00100 | 1 | 03/03/2024 21:12 | WG2238762 |

## Volatile Organic Compounds (GC/MS) by Method 8260B

| Analyte | Result mg/l | Qualifier | RDL mg/l | Dilution | Analysis date / time | Batch |
|---|---|---|---|---|---|---|
| trans-1,2-Dichloroethene | ND | | 0.00100 | 1 | 03/03/2024 21:12 | WG2238762 |
| 1,2-Dichloropropane | ND | | 0.00100 | 1 | 03/03/2024 21:12 | WG2238762 |
| cis-1,3-Dichloropropene | ND | | 0.00100 | 1 | 03/03/2024 21:12 | WG2238762 |
| trans-1,3-Dichloropropene | ND | | 0.00100 | 1 | 03/03/2024 21:12 | WG2238762 |
| Ethylbenzene | ND | | 0.00100 | 1 | 03/03/2024 21:12 | WG2238762 |
| Hexachloro-1,3-butadiene | ND | | 0.00100 | 1 | 03/03/2024 21:12 | WG2238762 |
| 2-Hexanone | ND | | 0.0100 | 1 | 03/03/2024 21:12 | WG2238762 |
| 2-Butanone (MEK) | ND | | 0.0100 | 1 | 03/03/2024 21:12 | WG2238762 |
| Iodomethane | ND | | 0.0100 | 1 | 03/03/2024 21:12 | WG2238762 |
| Methylene Chloride | ND | | 0.00500 | 1 | 03/03/2024 21:12 | WG2238762 |
| 4-Methyl-2-pentanone (MIBK) | ND | | 0.0100 | 1 | 03/03/2024 21:12 | WG2238762 |
| Naphthalene | ND | | 0.00500 | 1 | 03/03/2024 21:12 | WG2238762 |
| n-Propylbenzene | ND | | 0.00100 | 1 | 03/03/2024 21:12 | WG2238762 |
| Styrene | ND | | 0.00100 | 1 | 03/03/2024 21:12 | WG2238762 |
| 1,1,1,2-Tetrachloroethane | ND | | 0.00100 | 1 | 03/03/2024 21:12 | WG2238762 |
| 1,1,2,2-Tetrachloroethane | ND | | 0.00100 | 1 | 03/03/2024 21:12 | WG2238762 |
| 1,1,2-Trichlorotrifluoroethane | ND | | 0.00100 | 1 | 03/03/2024 21:12 | WG2238762 |
| Tetrachloroethene | ND | | 0.00100 | 1 | 03/03/2024 21:12 | WG2238762 |
| Toluene | ND | | 0.00100 | 1 | 03/03/2024 21:12 | WG2238762 |
| 1,2,4-Trichlorobenzene | ND | | 0.00100 | 1 | 03/03/2024 21:12 | WG2238762 |
| 1,1,1-Trichloroethane | ND | | 0.00100 | 1 | 03/03/2024 21:12 | WG2238762 |
| 1,1,2-Trichloroethane | ND | | 0.00100 | 1 | 03/03/2024 21:12 | WG2238762 |
| Trichloroethene | ND | | 0.00100 | 1 | 03/03/2024 21:12 | WG2238762 |
| Trichlorofluoromethane | ND | | 0.00500 | 1 | 03/03/2024 21:12 | WG2238762 |
| 1,2,3-Trichloropropane | ND | | 0.00250 | 1 | 03/03/2024 21:12 | WG2238762 |
| 1,2,4-Trimethylbenzene | ND | | 0.00100 | 1 | 03/03/2024 21:12 | WG2238762 |
| 1,3,5-Trimethylbenzene | ND | | 0.00100 | 1 | 03/03/2024 21:12 | WG2238762 |
| Vinyl acetate | ND | L1 | 0.0100 | 1 | 03/03/2024 21:12 | WG2238762 |
| Vinyl chloride | ND | | 0.00100 | 1 | 03/03/2024 21:12 | WG2238762 |
| Xylenes, Total | ND | | 0.00300 | 1 | 03/03/2024 21:12 | WG2238762 |
| Di-isopropyl ether | ND | | 0.00100 | 1 | 03/03/2024 21:12 | WG2238762 |
| Ethanol | ND | | 0.100 | 1 | 03/03/2024 21:12 | WG2238762 |
| Ethyl tert-butyl ether | ND | | 0.00100 | 1 | 03/03/2024 21:12 | WG2238762 |
| Methyl tert-butyl ether | ND | | 0.00100 | 1 | 03/03/2024 21:12 | WG2238762 |
| tert-Butyl alcohol | 0.00682 | UB | 0.00500 | 1 | 03/03/2024 21:12 | WG2238762 |
| tert-Amyl Methyl Ether | ND | | 0.00100 | 1 | 03/03/2024 21:12 | WG2238762 |
| *(S) Toluene-d8* | *101* | | *80.0-120* | | *03/03/2024 21:12* | WG2238762 |
| *(S) 4-Bromofluorobenzene* | *86.5* | | *77.0-126* | | *03/03/2024 21:12* | WG2238762 |
| *(S) 1,2-Dichloroethane-d4* | *102* | | *70.0-130* | | *03/03/2024 21:12* | WG2238762 |

## Gravimetric Analysis by Method 2540 C-2011

| Analyte | Result mg/l | Qualifier | RDL mg/l | Dilution | Analysis date / time | Batch |
|---|---|---|---|---|---|---|
| Dissolved Solids | 373 | | 10.0 | 1 | 03/05/2024 12:07 | WG2239555 |

## Wet Chemistry by Method 9056A

| Analyte | Result mg/l | Qualifier | RDL mg/l | Dilution | Analysis date / time | Batch |
|---|---|---|---|---|---|---|
| Nitrate | 3.12 | | 0.100 | 1 | 03/01/2024 19:55 | WG2237754 |
| Nitrite | ND | | 0.100 | 1 | 03/01/2024 19:55 | WG2237754 |
| Sulfate | 78.5 | | 5.00 | 1 | 03/01/2024 19:55 | WG2237754 |

## Metals (ICP) by Method 6010D

| Analyte | Result mg/l | Qualifier | RDL mg/l | Dilution | Analysis date / time | Batch |
|---|---|---|---|---|---|---|
| Iron | ND | | 0.100 | 1 | 03/02/2024 12:17 | WG2237831 |

## Volatile Organic Compounds (GC) by Method RSK175

| Analyte | Result mg/l | Qualifier | RDL mg/l | Dilution | Analysis date / time | Batch |
|---|---|---|---|---|---|---|
| Methane | ND | | 0.0100 | 1 | 03/04/2024 09:43 | WG2237851 |
| Ethane | ND | | 0.0130 | 1 | 03/04/2024 09:43 | WG2237851 |
| Ethene | ND | | 0.0130 | 1 | 03/04/2024 09:43 | WG2237851 |

## Volatile Organic Compounds (GC/MS) by Method 8260B

| Analyte | Result mg/l | Qualifier | RDL mg/l | Dilution | Analysis date / time | Batch |
|---|---|---|---|---|---|---|
| Acetone | ND | | 0.0500 | 1 | 03/03/2024 21:33 | WG2238762 |
| Acrylonitrile | ND | | 0.0100 | 1 | 03/03/2024 21:33 | WG2238762 |
| Benzene | ND | | 0.00100 | 1 | 03/03/2024 21:33 | WG2238762 |
| Bromobenzene | ND | | 0.00100 | 1 | 03/03/2024 21:33 | WG2238762 |
| Bromochloromethane | ND | | 0.00100 | 1 | 03/03/2024 21:33 | WG2238762 |
| Bromodichloromethane | ND | | 0.00100 | 1 | 03/03/2024 21:33 | WG2238762 |
| Bromoform | ND | | 0.00100 | 1 | 03/03/2024 21:33 | WG2238762 |
| Bromomethane | ND | | 0.00500 | 1 | 03/03/2024 21:33 | WG2238762 |
| n-Butylbenzene | ND | | 0.00100 | 1 | 03/03/2024 21:33 | WG2238762 |
| sec-Butylbenzene | ND | | 0.00100 | 1 | 03/03/2024 21:33 | WG2238762 |
| tert-Butylbenzene | ND | | 0.00100 | 1 | 03/03/2024 21:33 | WG2238762 |
| Carbon tetrachloride | ND | | 0.00100 | 1 | 03/03/2024 21:33 | WG2238762 |
| Carbon disulfide | ND | | 0.00100 | 1 | 03/03/2024 21:33 | WG2238762 |
| Chlorobenzene | ND | | 0.00100 | 1 | 03/03/2024 21:33 | WG2238762 |
| Chlorodibromomethane | ND | | 0.00100 | 1 | 03/03/2024 21:33 | WG2238762 |
| Chloroethane | ND | | 0.00500 | 1 | 03/03/2024 21:33 | WG2238762 |
| Chloroform | ND | | 0.00500 | 1 | 03/03/2024 21:33 | WG2238762 |
| Chloromethane | ND | | 0.00250 | 1 | 03/03/2024 21:33 | WG2238762 |
| 1,2-Dibromo-3-Chloropropane | ND | | 0.00500 | 1 | 03/03/2024 21:33 | WG2238762 |
| 1,2-Dibromoethane | ND | | 0.00100 | 1 | 03/03/2024 21:33 | WG2238762 |
| Dibromomethane | ND | | 0.00100 | 1 | 03/03/2024 21:33 | WG2238762 |
| 1,2-Dichlorobenzene | ND | | 0.00100 | 1 | 03/03/2024 21:33 | WG2238762 |
| 1,3-Dichlorobenzene | ND | | 0.00100 | 1 | 03/03/2024 21:33 | WG2238762 |
| 1,4-Dichlorobenzene | ND | | 0.00100 | 1 | 03/03/2024 21:33 | WG2238762 |
| trans-1,4-Dichloro-2-butene | ND | | 0.00250 | 1 | 03/03/2024 21:33 | WG2238762 |
| Dichlorodifluoromethane | ND | | 0.00500 | 1 | 03/03/2024 21:33 | WG2238762 |
| 1,1-Dichloroethane | ND | | 0.00100 | 1 | 03/03/2024 21:33 | WG2238762 |
| 1,2-Dichloroethane | ND | | 0.00100 | 1 | 03/03/2024 21:33 | WG2238762 |
| 1,1-Dichloroethene | ND | | 0.00100 | 1 | 03/03/2024 21:33 | WG2238762 |
| cis-1,2-Dichloroethene | ND | | 0.00100 | 1 | 03/03/2024 21:33 | WG2238762 |

## Volatile Organic Compounds (GC/MS) by Method 8260B

| Analyte | Result mg/l | Qualifier | RDL mg/l | Dilution | Analysis date / time | Batch |
|---|---|---|---|---|---|---|
| trans-1,2-Dichloroethene | ND | | 0.00100 | 1 | 03/03/2024 21:33 | WG2238762 |
| 1,2-Dichloropropane | ND | | 0.00100 | 1 | 03/03/2024 21:33 | WG2238762 |
| cis-1,3-Dichloropropene | ND | | 0.00100 | 1 | 03/03/2024 21:33 | WG2238762 |
| trans-1,3-Dichloropropene | ND | | 0.00100 | 1 | 03/03/2024 21:33 | WG2238762 |
| Ethylbenzene | ND | | 0.00100 | 1 | 03/03/2024 21:33 | WG2238762 |
| Hexachloro-1,3-butadiene | ND | | 0.00100 | 1 | 03/03/2024 21:33 | WG2238762 |
| 2-Hexanone | ND | | 0.0100 | 1 | 03/03/2024 21:33 | WG2238762 |
| 2-Butanone (MEK) | ND | | 0.0100 | 1 | 03/03/2024 21:33 | WG2238762 |
| Iodomethane | ND | | 0.0100 | 1 | 03/03/2024 21:33 | WG2238762 |
| Methylene Chloride | ND | | 0.00500 | 1 | 03/03/2024 21:33 | WG2238762 |
| 4-Methyl-2-pentanone (MIBK) | ND | | 0.0100 | 1 | 03/03/2024 21:33 | WG2238762 |
| Naphthalene | ND | | 0.00500 | 1 | 03/03/2024 21:33 | WG2238762 |
| n-Propylbenzene | ND | | 0.00100 | 1 | 03/03/2024 21:33 | WG2238762 |
| Styrene | ND | | 0.00100 | 1 | 03/03/2024 21:33 | WG2238762 |
| 1,1,1,2-Tetrachloroethane | ND | | 0.00100 | 1 | 03/03/2024 21:33 | WG2238762 |
| 1,1,2,2-Tetrachloroethane | ND | | 0.00100 | 1 | 03/03/2024 21:33 | WG2238762 |
| 1,1,2-Trichlorotrifluoroethane | ND | | 0.00100 | 1 | 03/03/2024 21:33 | WG2238762 |
| Tetrachloroethene | ND | | 0.00100 | 1 | 03/03/2024 21:33 | WG2238762 |
| Toluene | ND | | 0.00100 | 1 | 03/03/2024 21:33 | WG2238762 |
| 1,2,4-Trichlorobenzene | ND | | 0.00100 | 1 | 03/03/2024 21:33 | WG2238762 |
| 1,1,1-Trichloroethane | ND | | 0.00100 | 1 | 03/03/2024 21:33 | WG2238762 |
| 1,1,2-Trichloroethane | ND | | 0.00100 | 1 | 03/03/2024 21:33 | WG2238762 |
| Trichloroethene | ND | | 0.00100 | 1 | 03/03/2024 21:33 | WG2238762 |
| Trichlorofluoromethane | ND | | 0.00500 | 1 | 03/03/2024 21:33 | WG2238762 |
| 1,2,3-Trichloropropane | ND | | 0.00250 | 1 | 03/03/2024 21:33 | WG2238762 |
| 1,2,4-Trimethylbenzene | ND | | 0.00100 | 1 | 03/03/2024 21:33 | WG2238762 |
| 1,3,5-Trimethylbenzene | ND | | 0.00100 | 1 | 03/03/2024 21:33 | WG2238762 |
| Vinyl acetate | ND | L1 | 0.0100 | 1 | 03/03/2024 21:33 | WG2238762 |
| Vinyl chloride | ND | | 0.00100 | 1 | 03/03/2024 21:33 | WG2238762 |
| Xylenes, Total | ND | | 0.00300 | 1 | 03/03/2024 21:33 | WG2238762 |
| Di-isopropyl ether | ND | | 0.00100 | 1 | 03/03/2024 21:33 | WG2238762 |
| Ethanol | ND | | 0.100 | 1 | 03/03/2024 21:33 | WG2238762 |
| Ethyl tert-butyl ether | ND | | 0.00100 | 1 | 03/03/2024 21:33 | WG2238762 |
| Methyl tert-butyl ether | ND | | 0.00100 | 1 | 03/03/2024 21:33 | WG2238762 |
| tert-Butyl alcohol | ND | | 0.00500 | 1 | 03/03/2024 21:33 | WG2238762 |
| tert-Amyl Methyl Ether | ND | | 0.00100 | 1 | 03/03/2024 21:33 | WG2238762 |
| *(S) Toluene-d8* | *98.1* | | *80.0-120* | | *03/03/2024 21:33* | WG2238762 |
| *(S) 4-Bromofluorobenzene* | *89.4* | | *77.0-126* | | *03/03/2024 21:33* | WG2238762 |
| *(S) 1,2-Dichloroethane-d4* | *104* | | *70.0-130* | | *03/03/2024 21:33* | WG2238762 |

## Gravimetric Analysis by Method 2540 C-2011

| Analyte | Result mg/l | Qualifier | RDL mg/l | Dilution | Analysis date / time | Batch |
|---|---|---|---|---|---|---|
| Dissolved Solids | 772 | | 13.3 | 1 | 03/05/2024 12:07 | WG2239555 |

## Wet Chemistry by Method 9056A

| Analyte | Result mg/l | Qualifier | RDL mg/l | Dilution | Analysis date / time | Batch |
|---|---|---|---|---|---|---|
| Nitrate | 4.10 | | 0.100 | 1 | 03/01/2024 20:37 | WG2237754 |
| Nitrite | 0.219 | | 0.100 | 1 | 03/01/2024 20:37 | WG2237754 |
| Sulfate | 226 | | 25.0 | 5 | 03/08/2024 19:33 | WG2242607 |

## Metals (ICP) by Method 6010D

| Analyte | Result mg/l | Qualifier | RDL mg/l | Dilution | Analysis date / time | Batch |
|---|---|---|---|---|---|---|
| Iron | 1.55 | | 0.100 | 1 | 03/02/2024 12:19 | WG2237831 |

## Volatile Organic Compounds (GC) by Method RSK175

| Analyte | Result mg/l | Qualifier | RDL mg/l | Dilution | Analysis date / time | Batch |
|---|---|---|---|---|---|---|
| Methane | ND | | 0.0100 | 1 | 03/04/2024 09:46 | WG2237851 |
| Ethane | ND | | 0.0130 | 1 | 03/04/2024 09:46 | WG2237851 |
| Ethene | ND | | 0.0130 | 1 | 03/04/2024 09:46 | WG2237851 |

## Volatile Organic Compounds (GC/MS) by Method 8260B

| Analyte | Result mg/l | Qualifier | RDL mg/l | Dilution | Analysis date / time | Batch |
|---|---|---|---|---|---|---|
| Acetone | ND | | 0.0500 | 1 | 03/03/2024 21:53 | WG2238762 |
| Acrylonitrile | ND | | 0.0100 | 1 | 03/03/2024 21:53 | WG2238762 |
| Benzene | ND | | 0.00100 | 1 | 03/03/2024 21:53 | WG2238762 |
| Bromobenzene | ND | | 0.00100 | 1 | 03/03/2024 21:53 | WG2238762 |
| Bromochloromethane | ND | | 0.00100 | 1 | 03/03/2024 21:53 | WG2238762 |
| Bromodichloromethane | ND | | 0.00100 | 1 | 03/03/2024 21:53 | WG2238762 |
| Bromoform | ND | | 0.00100 | 1 | 03/03/2024 21:53 | WG2238762 |
| Bromomethane | ND | | 0.00500 | 1 | 03/03/2024 21:53 | WG2238762 |
| n-Butylbenzene | ND | | 0.00100 | 1 | 03/03/2024 21:53 | WG2238762 |
| sec-Butylbenzene | ND | | 0.00100 | 1 | 03/03/2024 21:53 | WG2238762 |
| tert-Butylbenzene | ND | | 0.00100 | 1 | 03/03/2024 21:53 | WG2238762 |
| Carbon tetrachloride | ND | | 0.00100 | 1 | 03/03/2024 21:53 | WG2238762 |
| Carbon disulfide | ND | | 0.00100 | 1 | 03/03/2024 21:53 | WG2238762 |
| Chlorobenzene | ND | | 0.00100 | 1 | 03/03/2024 21:53 | WG2238762 |
| Chlorodibromomethane | ND | | 0.00100 | 1 | 03/03/2024 21:53 | WG2238762 |
| Chloroethane | ND | | 0.00500 | 1 | 03/03/2024 21:53 | WG2238762 |
| Chloroform | ND | | 0.00500 | 1 | 03/03/2024 21:53 | WG2238762 |
| Chloromethane | ND | | 0.00250 | 1 | 03/03/2024 21:53 | WG2238762 |
| 1,2-Dibromo-3-Chloropropane | ND | | 0.00500 | 1 | 03/03/2024 21:53 | WG2238762 |
| 1,2-Dibromoethane | ND | | 0.00100 | 1 | 03/03/2024 21:53 | WG2238762 |
| Dibromomethane | ND | | 0.00100 | 1 | 03/03/2024 21:53 | WG2238762 |
| 1,2-Dichlorobenzene | ND | | 0.00100 | 1 | 03/03/2024 21:53 | WG2238762 |
| 1,3-Dichlorobenzene | ND | | 0.00100 | 1 | 03/03/2024 21:53 | WG2238762 |
| 1,4-Dichlorobenzene | ND | | 0.00100 | 1 | 03/03/2024 21:53 | WG2238762 |
| trans-1,4-Dichloro-2-butene | ND | | 0.00250 | 1 | 03/03/2024 21:53 | WG2238762 |
| Dichlorodifluoromethane | ND | | 0.00500 | 1 | 03/03/2024 21:53 | WG2238762 |
| 1,1-Dichloroethane | ND | | 0.00100 | 1 | 03/03/2024 21:53 | WG2238762 |
| 1,2-Dichloroethane | ND | | 0.00100 | 1 | 03/03/2024 21:53 | WG2238762 |
| 1,1-Dichloroethene | ND | | 0.00100 | 1 | 03/03/2024 21:53 | WG2238762 |
| cis-1,2-Dichloroethene | ND | | 0.00100 | 1 | 03/03/2024 21:53 | WG2238762 |

## Volatile Organic Compounds (GC/MS) by Method 8260B

| Analyte | Result mg/l | Qualifier | RDL mg/l | Dilution | Analysis date / time | Batch |
|---|---|---|---|---|---|---|
| trans-1,2-Dichloroethene | ND | | 0.00100 | 1 | 03/03/2024 21:53 | WG2238762 |
| 1,2-Dichloropropane | ND | | 0.00100 | 1 | 03/03/2024 21:53 | WG2238762 |
| cis-1,3-Dichloropropene | ND | | 0.00100 | 1 | 03/03/2024 21:53 | WG2238762 |
| trans-1,3-Dichloropropene | ND | | 0.00100 | 1 | 03/03/2024 21:53 | WG2238762 |
| Ethylbenzene | ND | | 0.00100 | 1 | 03/03/2024 21:53 | WG2238762 |
| Hexachloro-1,3-butadiene | ND | | 0.00100 | 1 | 03/03/2024 21:53 | WG2238762 |
| 2-Hexanone | ND | | 0.0100 | 1 | 03/03/2024 21:53 | WG2238762 |
| 2-Butanone (MEK) | ND | | 0.0100 | 1 | 03/03/2024 21:53 | WG2238762 |
| Iodomethane | ND | | 0.0100 | 1 | 03/03/2024 21:53 | WG2238762 |
| Methylene Chloride | ND | | 0.00500 | 1 | 03/03/2024 21:53 | WG2238762 |
| 4-Methyl-2-pentanone (MIBK) | ND | | 0.0100 | 1 | 03/03/2024 21:53 | WG2238762 |
| Naphthalene | ND | | 0.00500 | 1 | 03/03/2024 21:53 | WG2238762 |
| n-Propylbenzene | ND | | 0.00100 | 1 | 03/03/2024 21:53 | WG2238762 |
| Styrene | ND | | 0.00100 | 1 | 03/03/2024 21:53 | WG2238762 |
| 1,1,1,2-Tetrachloroethane | ND | | 0.00100 | 1 | 03/03/2024 21:53 | WG2238762 |
| 1,1,2,2-Tetrachloroethane | ND | | 0.00100 | 1 | 03/03/2024 21:53 | WG2238762 |
| 1,1,2-Trichlorotrifluoroethane | ND | | 0.00100 | 1 | 03/03/2024 21:53 | WG2238762 |
| Tetrachloroethene | ND | | 0.00100 | 1 | 03/03/2024 21:53 | WG2238762 |
| Toluene | ND | | 0.00100 | 1 | 03/03/2024 21:53 | WG2238762 |
| 1,2,4-Trichlorobenzene | ND | | 0.00100 | 1 | 03/03/2024 21:53 | WG2238762 |
| 1,1,1-Trichloroethane | ND | | 0.00100 | 1 | 03/03/2024 21:53 | WG2238762 |
| 1,1,2-Trichloroethane | ND | | 0.00100 | 1 | 03/03/2024 21:53 | WG2238762 |
| Trichloroethene | ND | | 0.00100 | 1 | 03/03/2024 21:53 | WG2238762 |
| Trichlorofluoromethane | ND | | 0.00500 | 1 | 03/03/2024 21:53 | WG2238762 |
| 1,2,3-Trichloropropane | ND | | 0.00250 | 1 | 03/03/2024 21:53 | WG2238762 |
| 1,2,4-Trimethylbenzene | ND | | 0.00100 | 1 | 03/03/2024 21:53 | WG2238762 |
| 1,3,5-Trimethylbenzene | ND | | 0.00100 | 1 | 03/03/2024 21:53 | WG2238762 |
| Vinyl acetate | ND | L1 | 0.0100 | 1 | 03/03/2024 21:53 | WG2238762 |
| Vinyl chloride | ND | | 0.00100 | 1 | 03/03/2024 21:53 | WG2238762 |
| Xylenes, Total | ND | | 0.00300 | 1 | 03/03/2024 21:53 | WG2238762 |
| Di-isopropyl ether | ND | | 0.00100 | 1 | 03/03/2024 21:53 | WG2238762 |
| Ethanol | ND | | 0.100 | 1 | 03/03/2024 21:53 | WG2238762 |
| Ethyl tert-butyl ether | ND | | 0.00100 | 1 | 03/03/2024 21:53 | WG2238762 |
| Methyl tert-butyl ether | ND | | 0.00100 | 1 | 03/03/2024 21:53 | WG2238762 |
| tert-Butyl alcohol | ND | | 0.00500 | 1 | 03/03/2024 21:53 | WG2238762 |
| tert-Amyl Methyl Ether | ND | | 0.00100 | 1 | 03/03/2024 21:53 | WG2238762 |
| *(S) Toluene-d8* | *98.8* | | *80.0-120* | | *03/03/2024 21:53* | WG2238762 |
| *(S) 4-Bromofluorobenzene* | *87.8* | | *77.0-126* | | *03/03/2024 21:53* | WG2238762 |
| *(S) 1,2-Dichloroethane-d4* | *107* | | *70.0-130* | | *03/03/2024 21:53* | WG2238762 |

1 Cp
2 Tc
3 Ss
4 Cn
5 Sr
6 Qc
7 Is
8 Gl
9 Al
10 Sc

## Gravimetric Analysis by Method 2540 C-2011

| Analyte | Result mg/l | Qualifier | RDL mg/l | Dilution | Analysis date / time | Batch |
|---|---|---|---|---|---|---|
| Dissolved Solids | 357 | | 10.0 | 1 | 03/05/2024 12:07 | WG2239555 |

## Wet Chemistry by Method 9056A

| Analyte | Result mg/l | Qualifier | RDL mg/l | Dilution | Analysis date / time | Batch |
|---|---|---|---|---|---|---|
| Nitrate | 2.78 | | 0.100 | 1 | 03/01/2024 20:50 | WG2237754 |
| Nitrite | 0.104 | | 0.100 | 1 | 03/01/2024 20:50 | WG2237754 |
| Sulfate | 69.8 | | 5.00 | 1 | 03/01/2024 20:50 | WG2237754 |

## Metals (ICP) by Method 6010D

| Analyte | Result mg/l | Qualifier | RDL mg/l | Dilution | Analysis date / time | Batch |
|---|---|---|---|---|---|---|
| Iron | ND | | 0.100 | 1 | 03/02/2024 12:20 | WG2237831 |

## Volatile Organic Compounds (GC) by Method RSK175

| Analyte | Result mg/l | Qualifier | RDL mg/l | Dilution | Analysis date / time | Batch |
|---|---|---|---|---|---|---|
| Methane | ND | | 0.0100 | 1 | 03/04/2024 09:49 | WG2237851 |
| Ethane | ND | | 0.0130 | 1 | 03/04/2024 09:49 | WG2237851 |
| Ethene | ND | | 0.0130 | 1 | 03/04/2024 09:49 | WG2237851 |

## Volatile Organic Compounds (GC/MS) by Method 8260B

| Analyte | Result mg/l | Qualifier | RDL mg/l | Dilution | Analysis date / time | Batch |
|---|---|---|---|---|---|---|
| Acetone | ND | | 0.0500 | 1 | 03/03/2024 22:13 | WG2238762 |
| Acrylonitrile | ND | | 0.0100 | 1 | 03/03/2024 22:13 | WG2238762 |
| Benzene | ND | | 0.00100 | 1 | 03/03/2024 22:13 | WG2238762 |
| Bromobenzene | ND | | 0.00100 | 1 | 03/03/2024 22:13 | WG2238762 |
| Bromochloromethane | ND | | 0.00100 | 1 | 03/03/2024 22:13 | WG2238762 |
| Bromodichloromethane | ND | | 0.00100 | 1 | 03/03/2024 22:13 | WG2238762 |
| Bromoform | ND | | 0.00100 | 1 | 03/03/2024 22:13 | WG2238762 |
| Bromomethane | ND | | 0.00500 | 1 | 03/03/2024 22:13 | WG2238762 |
| n-Butylbenzene | ND | | 0.00100 | 1 | 03/03/2024 22:13 | WG2238762 |
| sec-Butylbenzene | ND | | 0.00100 | 1 | 03/03/2024 22:13 | WG2238762 |
| tert-Butylbenzene | ND | | 0.00100 | 1 | 03/03/2024 22:13 | WG2238762 |
| Carbon tetrachloride | ND | | 0.00100 | 1 | 03/03/2024 22:13 | WG2238762 |
| Carbon disulfide | ND | | 0.00100 | 1 | 03/03/2024 22:13 | WG2238762 |
| Chlorobenzene | ND | | 0.00100 | 1 | 03/03/2024 22:13 | WG2238762 |
| Chlorodibromomethane | ND | | 0.00100 | 1 | 03/03/2024 22:13 | WG2238762 |
| Chloroethane | ND | | 0.00500 | 1 | 03/03/2024 22:13 | WG2238762 |
| Chloroform | ND | | 0.00500 | 1 | 03/03/2024 22:13 | WG2238762 |
| Chloromethane | ND | | 0.00250 | 1 | 03/03/2024 22:13 | WG2238762 |
| 1,2-Dibromo-3-Chloropropane | ND | | 0.00500 | 1 | 03/03/2024 22:13 | WG2238762 |
| 1,2-Dibromoethane | ND | | 0.00100 | 1 | 03/03/2024 22:13 | WG2238762 |
| Dibromomethane | ND | | 0.00100 | 1 | 03/03/2024 22:13 | WG2238762 |
| 1,2-Dichlorobenzene | ND | | 0.00100 | 1 | 03/03/2024 22:13 | WG2238762 |
| 1,3-Dichlorobenzene | ND | | 0.00100 | 1 | 03/03/2024 22:13 | WG2238762 |
| 1,4-Dichlorobenzene | ND | | 0.00100 | 1 | 03/03/2024 22:13 | WG2238762 |
| trans-1,4-Dichloro-2-butene | ND | | 0.00250 | 1 | 03/03/2024 22:13 | WG2238762 |
| Dichlorodifluoromethane | ND | | 0.00500 | 1 | 03/03/2024 22:13 | WG2238762 |
| 1,1-Dichloroethane | ND | | 0.00100 | 1 | 03/03/2024 22:13 | WG2238762 |
| 1,2-Dichloroethane | ND | | 0.00100 | 1 | 03/03/2024 22:13 | WG2238762 |
| 1,1-Dichloroethene | ND | | 0.00100 | 1 | 03/03/2024 22:13 | WG2238762 |
| cis-1,2-Dichloroethene | ND | | 0.00100 | 1 | 03/03/2024 22:13 | WG2238762 |

## Volatile Organic Compounds (GC/MS) by Method 8260B

| Analyte | Result mg/l | Qualifier | RDL mg/l | Dilution | Analysis date / time | Batch |
|---|---|---|---|---|---|---|
| trans-1,2-Dichloroethene | ND | | 0.00100 | 1 | 03/03/2024 22:13 | WG2238762 |
| 1,2-Dichloropropane | ND | | 0.00100 | 1 | 03/03/2024 22:13 | WG2238762 |
| cis-1,3-Dichloropropene | ND | | 0.00100 | 1 | 03/03/2024 22:13 | WG2238762 |
| trans-1,3-Dichloropropene | ND | | 0.00100 | 1 | 03/03/2024 22:13 | WG2238762 |
| Ethylbenzene | ND | | 0.00100 | 1 | 03/03/2024 22:13 | WG2238762 |
| Hexachloro-1,3-butadiene | ND | | 0.00100 | 1 | 03/03/2024 22:13 | WG2238762 |
| 2-Hexanone | ND | | 0.0100 | 1 | 03/03/2024 22:13 | WG2238762 |
| 2-Butanone (MEK) | ND | | 0.0100 | 1 | 03/03/2024 22:13 | WG2238762 |
| Iodomethane | ND | | 0.0100 | 1 | 03/03/2024 22:13 | WG2238762 |
| Methylene Chloride | ND | | 0.00500 | 1 | 03/03/2024 22:13 | WG2238762 |
| 4-Methyl-2-pentanone (MIBK) | ND | | 0.0100 | 1 | 03/03/2024 22:13 | WG2238762 |
| Naphthalene | ND | | 0.00500 | 1 | 03/03/2024 22:13 | WG2238762 |
| n-Propylbenzene | ND | | 0.00100 | 1 | 03/03/2024 22:13 | WG2238762 |
| Styrene | ND | | 0.00100 | 1 | 03/03/2024 22:13 | WG2238762 |
| 1,1,1,2-Tetrachloroethane | ND | | 0.00100 | 1 | 03/03/2024 22:13 | WG2238762 |
| 1,1,2,2-Tetrachloroethane | ND | | 0.00100 | 1 | 03/03/2024 22:13 | WG2238762 |
| 1,1,2-Trichlorotrifluoroethane | ND | | 0.00100 | 1 | 03/03/2024 22:13 | WG2238762 |
| Tetrachloroethene | ND | | 0.00100 | 1 | 03/03/2024 22:13 | WG2238762 |
| Toluene | ND | | 0.00100 | 1 | 03/03/2024 22:13 | WG2238762 |
| 1,2,4-Trichlorobenzene | ND | | 0.00100 | 1 | 03/03/2024 22:13 | WG2238762 |
| 1,1,1-Trichloroethane | ND | | 0.00100 | 1 | 03/03/2024 22:13 | WG2238762 |
| 1,1,2-Trichloroethane | ND | | 0.00100 | 1 | 03/03/2024 22:13 | WG2238762 |
| Trichloroethene | ND | | 0.00100 | 1 | 03/03/2024 22:13 | WG2238762 |
| Trichlorofluoromethane | ND | | 0.00500 | 1 | 03/03/2024 22:13 | WG2238762 |
| 1,2,3-Trichloropropane | ND | | 0.00250 | 1 | 03/03/2024 22:13 | WG2238762 |
| 1,2,4-Trimethylbenzene | ND | | 0.00100 | 1 | 03/03/2024 22:13 | WG2238762 |
| 1,3,5-Trimethylbenzene | ND | | 0.00100 | 1 | 03/03/2024 22:13 | WG2238762 |
| Vinyl acetate | ND | L1 | 0.0100 | 1 | 03/03/2024 22:13 | WG2238762 |
| Vinyl chloride | ND | | 0.00100 | 1 | 03/03/2024 22:13 | WG2238762 |
| Xylenes, Total | ND | | 0.00300 | 1 | 03/03/2024 22:13 | WG2238762 |
| Di-isopropyl ether | ND | | 0.00100 | 1 | 03/03/2024 22:13 | WG2238762 |
| Ethanol | ND | | 0.100 | 1 | 03/03/2024 22:13 | WG2238762 |
| Ethyl tert-butyl ether | ND | | 0.00100 | 1 | 03/03/2024 22:13 | WG2238762 |
| Methyl tert-butyl ether | ND | | 0.00100 | 1 | 03/03/2024 22:13 | WG2238762 |
| tert-Butyl alcohol | 0.00519 | UB | 0.00500 | 1 | 03/03/2024 22:13 | WG2238762 |
| tert-Amyl Methyl Ether | ND | | 0.00100 | 1 | 03/03/2024 22:13 | WG2238762 |
| *(S) Toluene-d8* | *98.4* | | *80.0-120* | | *03/03/2024 22:13* | WG2238762 |
| *(S) 4-Bromofluorobenzene* | *85.0* | | *77.0-126* | | *03/03/2024 22:13* | WG2238762 |
| *(S) 1,2-Dichloroethane-d4* | *106* | | *70.0-130* | | *03/03/2024 22:13* | WG2238762 |

1 Cp
2 Tc
3 Ss
4 Cn
5 Sr
6 Qc
7 Is
8 Gl
9 Al
10 Sc

## Volatile Organic Compounds (GC/MS) by Method 8260B

| Analyte | Result mg/l | Qualifier | RDL mg/l | Dilution | Analysis date / time | Batch |
|---|---|---|---|---|---|---|
| Acetone | ND | | 0.0500 | 1 | 03/03/2024 20:31 | WG2238762 |
| Acrylonitrile | ND | | 0.0100 | 1 | 03/03/2024 20:31 | WG2238762 |
| Benzene | ND | | 0.00100 | 1 | 03/03/2024 20:31 | WG2238762 |
| Bromobenzene | ND | | 0.00100 | 1 | 03/03/2024 20:31 | WG2238762 |
| Bromochloromethane | ND | | 0.00100 | 1 | 03/03/2024 20:31 | WG2238762 |
| Bromodichloromethane | ND | | 0.00100 | 1 | 03/03/2024 20:31 | WG2238762 |
| Bromoform | ND | | 0.00100 | 1 | 03/03/2024 20:31 | WG2238762 |
| Bromomethane | ND | | 0.00500 | 1 | 03/03/2024 20:31 | WG2238762 |
| n-Butylbenzene | ND | | 0.00100 | 1 | 03/03/2024 20:31 | WG2238762 |
| sec-Butylbenzene | ND | | 0.00100 | 1 | 03/03/2024 20:31 | WG2238762 |
| tert-Butylbenzene | ND | | 0.00100 | 1 | 03/03/2024 20:31 | WG2238762 |
| Carbon tetrachloride | ND | | 0.00100 | 1 | 03/03/2024 20:31 | WG2238762 |
| Carbon disulfide | ND | | 0.00100 | 1 | 03/03/2024 20:31 | WG2238762 |
| Chlorobenzene | ND | | 0.00100 | 1 | 03/03/2024 20:31 | WG2238762 |
| Chlorodibromomethane | ND | | 0.00100 | 1 | 03/03/2024 20:31 | WG2238762 |
| Chloroethane | ND | | 0.00500 | 1 | 03/03/2024 20:31 | WG2238762 |
| Chloroform | ND | | 0.00500 | 1 | 03/03/2024 20:31 | WG2238762 |
| Chloromethane | ND | | 0.00250 | 1 | 03/03/2024 20:31 | WG2238762 |
| 1,2-Dibromo-3-Chloropropane | ND | | 0.00500 | 1 | 03/03/2024 20:31 | WG2238762 |
| 1,2-Dibromoethane | ND | | 0.00100 | 1 | 03/03/2024 20:31 | WG2238762 |
| Dibromomethane | ND | | 0.00100 | 1 | 03/03/2024 20:31 | WG2238762 |
| 1,2-Dichlorobenzene | ND | | 0.00100 | 1 | 03/03/2024 20:31 | WG2238762 |
| 1,3-Dichlorobenzene | ND | | 0.00100 | 1 | 03/03/2024 20:31 | WG2238762 |
| 1,4-Dichlorobenzene | ND | | 0.00100 | 1 | 03/03/2024 20:31 | WG2238762 |
| trans-1,4-Dichloro-2-butene | ND | | 0.00250 | 1 | 03/03/2024 20:31 | WG2238762 |
| Dichlorodifluoromethane | ND | | 0.00500 | 1 | 03/03/2024 20:31 | WG2238762 |
| 1,1-Dichloroethane | ND | | 0.00100 | 1 | 03/03/2024 20:31 | WG2238762 |
| 1,2-Dichloroethane | ND | | 0.00100 | 1 | 03/03/2024 20:31 | WG2238762 |
| 1,1-Dichloroethene | ND | | 0.00100 | 1 | 03/03/2024 20:31 | WG2238762 |
| cis-1,2-Dichloroethene | ND | | 0.00100 | 1 | 03/03/2024 20:31 | WG2238762 |
| trans-1,2-Dichloroethene | ND | | 0.00100 | 1 | 03/03/2024 20:31 | WG2238762 |
| 1,2-Dichloropropane | ND | | 0.00100 | 1 | 03/03/2024 20:31 | WG2238762 |
| cis-1,3-Dichloropropene | ND | | 0.00100 | 1 | 03/03/2024 20:31 | WG2238762 |
| trans-1,3-Dichloropropene | ND | | 0.00100 | 1 | 03/03/2024 20:31 | WG2238762 |
| Ethylbenzene | ND | | 0.00100 | 1 | 03/03/2024 20:31 | WG2238762 |
| Hexachloro-1,3-butadiene | ND | | 0.00100 | 1 | 03/03/2024 20:31 | WG2238762 |
| 2-Hexanone | ND | | 0.0100 | 1 | 03/03/2024 20:31 | WG2238762 |
| 2-Butanone (MEK) | 0.0158 | | 0.0100 | 1 | 03/03/2024 20:31 | WG2238762 |
| Iodomethane | ND | | 0.0100 | 1 | 03/03/2024 20:31 | WG2238762 |
| Methylene Chloride | ND | | 0.00500 | 1 | 03/03/2024 20:31 | WG2238762 |
| 4-Methyl-2-pentanone (MIBK) | ND | | 0.0100 | 1 | 03/03/2024 20:31 | WG2238762 |
| Naphthalene | ND | | 0.00500 | 1 | 03/03/2024 20:31 | WG2238762 |
| n-Propylbenzene | ND | | 0.00100 | 1 | 03/03/2024 20:31 | WG2238762 |
| Styrene | ND | | 0.00100 | 1 | 03/03/2024 20:31 | WG2238762 |
| 1,1,1,2-Tetrachloroethane | ND | | 0.00100 | 1 | 03/03/2024 20:31 | WG2238762 |
| 1,1,2,2-Tetrachloroethane | ND | | 0.00100 | 1 | 03/03/2024 20:31 | WG2238762 |
| 1,1,2-Trichlorotrifluoroethane | ND | | 0.00100 | 1 | 03/03/2024 20:31 | WG2238762 |
| Tetrachloroethene | ND | | 0.00100 | 1 | 03/03/2024 20:31 | WG2238762 |
| Toluene | ND | | 0.00100 | 1 | 03/03/2024 20:31 | WG2238762 |
| 1,2,4-Trichlorobenzene | ND | | 0.00100 | 1 | 03/03/2024 20:31 | WG2238762 |
| 1,1,1-Trichloroethane | ND | | 0.00100 | 1 | 03/03/2024 20:31 | WG2238762 |
| 1,1,2-Trichloroethane | ND | | 0.00100 | 1 | 03/03/2024 20:31 | WG2238762 |
| Trichloroethene | ND | | 0.00100 | 1 | 03/03/2024 20:31 | WG2238762 |
| Trichlorofluoromethane | ND | | 0.00500 | 1 | 03/03/2024 20:31 | WG2238762 |
| 1,2,3-Trichloropropane | ND | | 0.00250 | 1 | 03/03/2024 20:31 | WG2238762 |
| 1,2,4-Trimethylbenzene | ND | | 0.00100 | 1 | 03/03/2024 20:31 | WG2238762 |

## Volatile Organic Compounds (GC/MS) by Method 8260B

| Analyte | Result mg/l | Qualifier | RDL mg/l | Dilution | Analysis date / time | Batch |
|---|---|---|---|---|---|---|
| 1,3,5-Trimethylbenzene | ND | | 0.00100 | 1 | 03/03/2024 20:31 | WG2238762 |
| Vinyl acetate | ND | L1 | 0.0100 | 1 | 03/03/2024 20:31 | WG2238762 |
| Vinyl chloride | ND | | 0.00100 | 1 | 03/03/2024 20:31 | WG2238762 |
| Xylenes, Total | ND | | 0.00300 | 1 | 03/03/2024 20:31 | WG2238762 |
| Di-isopropyl ether | ND | | 0.00100 | 1 | 03/03/2024 20:31 | WG2238762 |
| Ethanol | ND | | 0.100 | 1 | 03/03/2024 20:31 | WG2238762 |
| Ethyl tert-butyl ether | ND | | 0.00100 | 1 | 03/03/2024 20:31 | WG2238762 |
| Methyl tert-butyl ether | ND | | 0.00100 | 1 | 03/03/2024 20:31 | WG2238762 |
| tert-Butyl alcohol | 0.0213 | | 0.00500 | 1 | 03/03/2024 20:31 | WG2238762 |
| tert-Amyl Methyl Ether | ND | | 0.00100 | 1 | 03/03/2024 20:31 | WG2238762 |
| *(S) Toluene-d8* | *99.3* | | *80.0-120* | | *03/03/2024 20:31* | WG2238762 |
| *(S) 4-Bromofluorobenzene* | *89.4* | | *77.0-126* | | *03/03/2024 20:31* | WG2238762 |
| *(S) 1,2-Dichloroethane-d4* | *104* | | *70.0-130* | | *03/03/2024 20:31* | WG2238762 |

## Volatile Organic Compounds (GC/MS) by Method 8260B

| Analyte | Result mg/l | Qualifier | RDL mg/l | Dilution | Analysis date / time | Batch |
|---|---|---|---|---|---|---|
| Acetone | ND | | 0.0500 | 1 | 03/03/2024 19:50 | WG2238762 |
| Acrylonitrile | ND | | 0.0100 | 1 | 03/03/2024 19:50 | WG2238762 |
| Benzene | ND | | 0.00100 | 1 | 03/03/2024 19:50 | WG2238762 |
| Bromobenzene | ND | | 0.00100 | 1 | 03/03/2024 19:50 | WG2238762 |
| Bromochloromethane | ND | | 0.00100 | 1 | 03/03/2024 19:50 | WG2238762 |
| Bromodichloromethane | ND | | 0.00100 | 1 | 03/03/2024 19:50 | WG2238762 |
| Bromoform | ND | | 0.00100 | 1 | 03/03/2024 19:50 | WG2238762 |
| Bromomethane | ND | | 0.00500 | 1 | 03/03/2024 19:50 | WG2238762 |
| n-Butylbenzene | ND | | 0.00100 | 1 | 03/03/2024 19:50 | WG2238762 |
| sec-Butylbenzene | ND | | 0.00100 | 1 | 03/03/2024 19:50 | WG2238762 |
| tert-Butylbenzene | ND | | 0.00100 | 1 | 03/03/2024 19:50 | WG2238762 |
| Carbon tetrachloride | ND | | 0.00100 | 1 | 03/03/2024 19:50 | WG2238762 |
| Carbon disulfide | ND | | 0.00100 | 1 | 03/03/2024 19:50 | WG2238762 |
| Chlorobenzene | ND | | 0.00100 | 1 | 03/03/2024 19:50 | WG2238762 |
| Chlorodibromomethane | ND | | 0.00100 | 1 | 03/03/2024 19:50 | WG2238762 |
| Chloroethane | ND | | 0.00500 | 1 | 03/03/2024 19:50 | WG2238762 |
| Chloroform | ND | | 0.00500 | 1 | 03/03/2024 19:50 | WG2238762 |
| Chloromethane | ND | | 0.00250 | 1 | 03/03/2024 19:50 | WG2238762 |
| 1,2-Dibromo-3-Chloropropane | ND | | 0.00500 | 1 | 03/03/2024 19:50 | WG2238762 |
| 1,2-Dibromoethane | ND | | 0.00100 | 1 | 03/03/2024 19:50 | WG2238762 |
| Dibromomethane | ND | | 0.00100 | 1 | 03/03/2024 19:50 | WG2238762 |
| 1,2-Dichlorobenzene | ND | | 0.00100 | 1 | 03/03/2024 19:50 | WG2238762 |
| 1,3-Dichlorobenzene | ND | | 0.00100 | 1 | 03/03/2024 19:50 | WG2238762 |
| 1,4-Dichlorobenzene | ND | | 0.00100 | 1 | 03/03/2024 19:50 | WG2238762 |
| trans-1,4-Dichloro-2-butene | ND | | 0.00250 | 1 | 03/03/2024 19:50 | WG2238762 |
| Dichlorodifluoromethane | ND | | 0.00500 | 1 | 03/03/2024 19:50 | WG2238762 |
| 1,1-Dichloroethane | ND | | 0.00100 | 1 | 03/03/2024 19:50 | WG2238762 |
| 1,2-Dichloroethane | ND | | 0.00100 | 1 | 03/03/2024 19:50 | WG2238762 |
| 1,1-Dichloroethene | ND | | 0.00100 | 1 | 03/03/2024 19:50 | WG2238762 |
| cis-1,2-Dichloroethene | ND | | 0.00100 | 1 | 03/03/2024 19:50 | WG2238762 |
| trans-1,2-Dichloroethene | ND | | 0.00100 | 1 | 03/03/2024 19:50 | WG2238762 |
| 1,2-Dichloropropane | ND | | 0.00100 | 1 | 03/03/2024 19:50 | WG2238762 |
| cis-1,3-Dichloropropene | ND | | 0.00100 | 1 | 03/03/2024 19:50 | WG2238762 |
| trans-1,3-Dichloropropene | ND | | 0.00100 | 1 | 03/03/2024 19:50 | WG2238762 |
| Ethylbenzene | ND | | 0.00100 | 1 | 03/03/2024 19:50 | WG2238762 |
| Hexachloro-1,3-butadiene | ND | | 0.00100 | 1 | 03/03/2024 19:50 | WG2238762 |
| 2-Hexanone | ND | | 0.0100 | 1 | 03/03/2024 19:50 | WG2238762 |
| 2-Butanone (MEK) | ND | | 0.0100 | 1 | 03/03/2024 19:50 | WG2238762 |
| Iodomethane | ND | | 0.0100 | 1 | 03/03/2024 19:50 | WG2238762 |
| Methylene Chloride | ND | | 0.00500 | 1 | 03/03/2024 19:50 | WG2238762 |
| 4-Methyl-2-pentanone (MIBK) | ND | | 0.0100 | 1 | 03/03/2024 19:50 | WG2238762 |
| Naphthalene | ND | | 0.00500 | 1 | 03/03/2024 19:50 | WG2238762 |
| n-Propylbenzene | ND | | 0.00100 | 1 | 03/03/2024 19:50 | WG2238762 |
| Styrene | ND | | 0.00100 | 1 | 03/03/2024 19:50 | WG2238762 |
| 1,1,1,2-Tetrachloroethane | ND | | 0.00100 | 1 | 03/03/2024 19:50 | WG2238762 |
| 1,1,2,2-Tetrachloroethane | ND | | 0.00100 | 1 | 03/03/2024 19:50 | WG2238762 |
| 1,1,2-Trichlorotrifluoroethane | ND | | 0.00100 | 1 | 03/03/2024 19:50 | WG2238762 |
| Tetrachloroethene | ND | | 0.00100 | 1 | 03/03/2024 19:50 | WG2238762 |
| Toluene | ND | | 0.00100 | 1 | 03/03/2024 19:50 | WG2238762 |
| 1,2,4-Trichlorobenzene | ND | | 0.00100 | 1 | 03/03/2024 19:50 | WG2238762 |
| 1,1,1-Trichloroethane | ND | | 0.00100 | 1 | 03/03/2024 19:50 | WG2238762 |
| 1,1,2-Trichloroethane | ND | | 0.00100 | 1 | 03/03/2024 19:50 | WG2238762 |
| Trichloroethene | ND | | 0.00100 | 1 | 03/03/2024 19:50 | WG2238762 |
| Trichlorofluoromethane | ND | | 0.00500 | 1 | 03/03/2024 19:50 | WG2238762 |
| 1,2,3-Trichloropropane | ND | | 0.00250 | 1 | 03/03/2024 19:50 | WG2238762 |
| 1,2,4-Trimethylbenzene | ND | | 0.00100 | 1 | 03/03/2024 19:50 | WG2238762 |

## Volatile Organic Compounds (GC/MS) by Method 8260B

| Analyte | Result mg/l | Qualifier | RDL mg/l | Dilution | Analysis date / time | Batch |
|---|---|---|---|---|---|---|
| 1,3,5-Trimethylbenzene | ND | | 0.00100 | 1 | 03/03/2024 19:50 | WG2238762 |
| Vinyl acetate | ND | L1 | 0.0100 | 1 | 03/03/2024 19:50 | WG2238762 |
| Vinyl chloride | ND | | 0.00100 | 1 | 03/03/2024 19:50 | WG2238762 |
| Xylenes, Total | ND | | 0.00300 | 1 | 03/03/2024 19:50 | WG2238762 |
| Di-isopropyl ether | ND | | 0.00100 | 1 | 03/03/2024 19:50 | WG2238762 |
| Ethanol | ND | | 0.100 | 1 | 03/03/2024 19:50 | WG2238762 |
| Ethyl tert-butyl ether | ND | | 0.00100 | 1 | 03/03/2024 19:50 | WG2238762 |
| Methyl tert-butyl ether | ND | | 0.00100 | 1 | 03/03/2024 19:50 | WG2238762 |
| tert-Butyl alcohol | ND | | 0.00500 | 1 | 03/03/2024 19:50 | WG2238762 |
| tert-Amyl Methyl Ether | ND | | 0.00100 | 1 | 03/03/2024 19:50 | WG2238762 |
| *(S) Toluene-d8* | *98.1* | | *80.0-120* | | *03/03/2024 19:50* | WG2238762 |
| *(S) 4-Bromofluorobenzene* | *87.4* | | *77.0-126* | | *03/03/2024 19:50* | WG2238762 |
| *(S) 1,2-Dichloroethane-d4* | *107* | | *70.0-130* | | *03/03/2024 19:50* | WG2238762 |

Company Name/Address:
**Kinder Morgan - Rocklin, CA-AZ Work**

**410 N.44th Street**
**Suite 1000**
**Phoenix. AZ 85008**

Billing Information:
**Accounts Payable- Alan Van Antwerp**
**9950 SAN DIEGO MISSION RD.**
**SAN DIEGO, CA 92108**

Pres Chk

Report to:
**Bob Forsberg**

Email To: **bob.forsberg@arcadis-us.com;sascha.arnold@arcadis.com**

Project Description:
**KMEP Silvercroft Wash**

City/State Collected: TUCSON, AZ

Please Circle: PT (MT) CT ET

Phone: **602-438-0883**

Client Project #
**30179444.01**

Lab Project #
**KINARCPAZ-SILVERCROF**

Collected by (print):
SA, MH

Site/Facility ID #
**SILVERCROFT WASH**

P.O. #
**WD1046679**

Collected by (signature):

Immediately Packed on Ice N ___ Y X

***Rush?*** (Lab MUST Be Notified)
___ Same Day ___ Five Day
___ Next Day ___ 5 Day (Rad Only)
___ Two Day ___ 10 Day (Rad Only)
___ Three Day

Quote #

Date Results Needed
STD TAT

Analysis / Container / Preservative

Chain of Custody Page 1 of 1

Pace
PEOPLE ADVANCING SCIENCE

**MT JULIET, TN**
12065 Lebanon Rd Mount Juliet, TN 37122
Submitting a sample via this chain of custody constitutes acknowledgment and acceptance of the Pace Terms and Conditions found at: https://info.pacelabs.com/hubfs/pas-standard-terms.pdf

SDG # L1711228

**C125**

Acctnum: **KINARCPAZ**
Template: **T190237**
Prelogin: **P1053889**
PM: **110 - Brian Ford**
PB:

Shipped Via:

| Sample ID | Comp/Grab | Matrix * | Depth | Date | Time | No of Cntrs | *NO2,NO3,SO4 125mlHDPE-NoPres | EEM RSK175 40mlAmb HCl | HOLD - NO2+NO3 250mlHDPE-H2SO4 | TDS 1L-HDPE NoPres | Total Fe 6010 250mlHDPE-HNO3 | VOCs+OXYs 8260 40mlAmb-HCl | Remarks | Sample # (lab only) |
|---|---|---|---|---|---|---|---|---|---|---|---|---|---|---|
| MW-2 | GRAB | GW | 156 | 3/1/24 | 9:05 | 9 | X | X | X | X | X | X | | -01 |
| MW-2-DUP | " | GW | 156 | 3/1/24 | 9:10 | 9 | X | X | X | X | X | X | | -02 |
| MW-25 | " | GW | 156 | 3/1/24 | 10:15 | 9 | X | X | X | X | X | X | | -03 |
| MW-18 | " | GW | 155 | 3/1/24 | 10:57 | 18 | X | X | X | X | X | X | RUN MS/MSD | -04 |
| MW-24 | " | GW | 155 | 3/1/24 | 12:12 | 9 | X | X | X | X | X | X | | -05 |
| | | GW | | | | | | | | | | | | |
| | | GW | | | | | | | | | | | | |
| | | GW | | | | | | | | | | | | |
| | | GW | | | | | | | | | | | | |
| TRIP BLANK | GRAB | GW | — | 3/1/24 | — | 2 | | | | | | X | | -06 |

* Matrix:
**SS** - Soil **AIR** - Air **F** - Filter
**GW** - Groundwater **B** - Bioassay
**WW** - WasteWater
**DW** - Drinking Water
**OT** - Other_____

**Remarks:*NO2,NO3 have a 48 hour holding time.**

pH _____ Temp _____

Flow _____ Other _____

Samples returned via:
__ UPS __ FedEx __ Courier _____

Tracking # SWA

Sample Receipt Checklist

| | | |
|---|---|---|
| COC Seal Present/Intact: | NP | Y N |
| COC Signed/Accurate: | | Y N |
| Bottles arrive intact: | | Y N |
| Correct bottles used: | | Y N |
| Sufficient volume sent: | | Y N |
| If Applicable | | |
| VOA Zero Headspace: | | Y N |
| Preservation Correct/Checked: | | Y N |
| RAD Screen <0.5 mR/hr: | | Y N |

| | Date: | Time: | | |
|---|---|---|---|---|
| Relinquished by : (Signature) | 3/1/24 | 1540 | Received by: (Signature) | Trip Blank Received: Yes / No HCL / MeoH TBR |
| Relinquished by : (Signature) | 3.1.24 | 1900 | Received by: (Signature) SWA | Temp: TLAT °C Bottles Received: 1.6H0 |
| Relinquished by : (Signature) | Date: | Time: | Received for lab by: (Signature) | Date: 3/2/24 Time: 1430 |

If p... PH-10BDH5021 TRC-2352352 CR6-20221V ...Login: Date/Time

Hold:

Condition: NCF / OK

PALPAZ

## Gravimetric Analysis by Method 2540 C-2011

| Analyte | Result mg/l | Qualifier | RDL mg/l | Dilution | Analysis date / time | Batch |
|---|---|---|---|---|---|---|
| Dissolved Solids | 498 | | 10.0 | 1 | 03/07/2024 14:22 | WG2240527 |

## Wet Chemistry by Method 9056A

| Analyte | Result mg/l | Qualifier | RDL mg/l | Dilution | Analysis date / time | Batch |
|---|---|---|---|---|---|---|
| Nitrate | ND | | 0.100 | 1 | 03/02/2024 18:41 | WG2238409 |
| Nitrite | ND | | 0.100 | 1 | 03/02/2024 18:41 | WG2238409 |
| Sulfate | 13.6 | | 5.00 | 1 | 03/02/2024 18:41 | WG2238409 |

## Metals (ICP) by Method 6010D

| Analyte | Result mg/l | Qualifier | RDL mg/l | Dilution | Analysis date / time | Batch |
|---|---|---|---|---|---|---|
| Iron | 1.10 | | 0.100 | 1 | 03/05/2024 15:59 | WG2238915 |

## Volatile Organic Compounds (GC) by Method RSK175

| Analyte | Result mg/l | Qualifier | RDL mg/l | Dilution | Analysis date / time | Batch |
|---|---|---|---|---|---|---|
| Methane | 0.109 | | 0.0100 | 1 | 03/05/2024 09:53 | WG2239158 |
| Ethane | ND | | 0.0130 | 1 | 03/05/2024 09:53 | WG2239158 |
| Ethene | ND | | 0.0130 | 1 | 03/05/2024 09:53 | WG2239158 |

## Volatile Organic Compounds (GC/MS) by Method 8260B

| Analyte | Result mg/l | Qualifier | RDL mg/l | Dilution | Analysis date / time | Batch |
|---|---|---|---|---|---|---|
| Acetone | ND | | 0.0500 | 1 | 03/05/2024 16:01 | WG2239768 |
| Acrylonitrile | ND | | 0.0100 | 1 | 03/05/2024 16:01 | WG2239768 |
| Benzene | ND | | 0.00100 | 1 | 03/05/2024 16:01 | WG2239768 |
| Bromobenzene | ND | | 0.00100 | 1 | 03/05/2024 16:01 | WG2239768 |
| Bromochloromethane | ND | | 0.00100 | 1 | 03/05/2024 16:01 | WG2239768 |
| Bromodichloromethane | ND | | 0.00100 | 1 | 03/05/2024 16:01 | WG2239768 |
| Bromoform | ND | | 0.00100 | 1 | 03/05/2024 16:01 | WG2239768 |
| Bromomethane | ND | UJ | 0.00500 | 1 | 03/05/2024 16:01 | WG2239768 |
| n-Butylbenzene | ND | | 0.00100 | 1 | 03/05/2024 16:01 | WG2239768 |
| sec-Butylbenzene | 0.00105 | | 0.00100 | 1 | 03/05/2024 16:01 | WG2239768 |
| tert-Butylbenzene | ND | | 0.00100 | 1 | 03/05/2024 16:01 | WG2239768 |
| Carbon tetrachloride | ND | | 0.00100 | 1 | 03/05/2024 16:01 | WG2239768 |
| Carbon disulfide | ND | | 0.00100 | 1 | 03/05/2024 16:01 | WG2239768 |
| Chlorobenzene | ND | | 0.00100 | 1 | 03/05/2024 16:01 | WG2239768 |
| Chlorodibromomethane | ND | | 0.00100 | 1 | 03/05/2024 16:01 | WG2239768 |
| Chloroethane | ND | | 0.00500 | 1 | 03/05/2024 16:01 | WG2239768 |
| Chloroform | ND | | 0.00500 | 1 | 03/05/2024 16:01 | WG2239768 |
| Chloromethane | ND | | 0.00250 | 1 | 03/05/2024 16:01 | WG2239768 |
| 1,2-Dibromo-3-Chloropropane | ND | | 0.00500 | 1 | 03/05/2024 16:01 | WG2239768 |
| 1,2-Dibromoethane | ND | | 0.00100 | 1 | 03/05/2024 16:01 | WG2239768 |
| Dibromomethane | ND | | 0.00100 | 1 | 03/05/2024 16:01 | WG2239768 |
| 1,2-Dichlorobenzene | ND | | 0.00100 | 1 | 03/05/2024 16:01 | WG2239768 |
| 1,3-Dichlorobenzene | ND | | 0.00100 | 1 | 03/05/2024 16:01 | WG2239768 |
| 1,4-Dichlorobenzene | ND | | 0.00100 | 1 | 03/05/2024 16:01 | WG2239768 |
| trans-1,4-Dichloro-2-butene | ND | | 0.00250 | 1 | 03/05/2024 16:01 | WG2239768 |
| Dichlorodifluoromethane | ND | | 0.00500 | 1 | 03/05/2024 16:01 | WG2239768 |
| 1,1-Dichloroethane | ND | | 0.00100 | 1 | 03/05/2024 16:01 | WG2239768 |
| 1,2-Dichloroethane | ND | | 0.00100 | 1 | 03/05/2024 16:01 | WG2239768 |
| 1,1-Dichloroethene | ND | | 0.00100 | 1 | 03/05/2024 16:01 | WG2239768 |
| cis-1,2-Dichloroethene | ND | | 0.00100 | 1 | 03/05/2024 16:01 | WG2239768 |

## Volatile Organic Compounds (GC/MS) by Method 8260B

| Analyte | Result mg/l | Qualifier | RDL mg/l | Dilution | Analysis date / time | Batch |
|---|---|---|---|---|---|---|
| trans-1,2-Dichloroethene | ND | | 0.00100 | 1 | 03/05/2024 16:01 | WG2239768 |
| 1,2-Dichloropropane | ND | | 0.00100 | 1 | 03/05/2024 16:01 | WG2239768 |
| cis-1,3-Dichloropropene | ND | | 0.00100 | 1 | 03/05/2024 16:01 | WG2239768 |
| trans-1,3-Dichloropropene | ND | | 0.00100 | 1 | 03/05/2024 16:01 | WG2239768 |
| Ethylbenzene | 0.0953 | | 0.00100 | 1 | 03/05/2024 16:01 | WG2239768 |
| Hexachloro-1,3-butadiene | ND | | 0.00100 | 1 | 03/05/2024 16:01 | WG2239768 |
| 2-Hexanone | ND | | 0.0100 | 1 | 03/05/2024 16:01 | WG2239768 |
| 2-Butanone (MEK) | ND | UJ | 0.0100 | 1 | 03/05/2024 16:01 | WG2239768 |
| Iodomethane | ND | | 0.0100 | 1 | 03/05/2024 16:01 | WG2239768 |
| Methylene Chloride | ND | | 0.00500 | 1 | 03/05/2024 16:01 | WG2239768 |
| 4-Methyl-2-pentanone (MIBK) | ND | | 0.0100 | 1 | 03/05/2024 16:01 | WG2239768 |
| Naphthalene | 0.0131 | | 0.00500 | 1 | 03/05/2024 16:01 | WG2239768 |
| n-Propylbenzene | 0.00535 | | 0.00100 | 1 | 03/05/2024 16:01 | WG2239768 |
| Styrene | ND | | 0.00100 | 1 | 03/05/2024 16:01 | WG2239768 |
| 1,1,1,2-Tetrachloroethane | ND | | 0.00100 | 1 | 03/05/2024 16:01 | WG2239768 |
| 1,1,2,2-Tetrachloroethane | ND | | 0.00100 | 1 | 03/05/2024 16:01 | WG2239768 |
| 1,1,2-Trichlorotrifluoroethane | ND | | 0.00100 | 1 | 03/05/2024 16:01 | WG2239768 |
| Tetrachloroethene | ND | | 0.00100 | 1 | 03/05/2024 16:01 | WG2239768 |
| Toluene | ND | | 0.00100 | 1 | 03/05/2024 16:01 | WG2239768 |
| 1,2,4-Trichlorobenzene | ND | | 0.00100 | 1 | 03/05/2024 16:01 | WG2239768 |
| 1,1,1-Trichloroethane | ND | | 0.00100 | 1 | 03/05/2024 16:01 | WG2239768 |
| 1,1,2-Trichloroethane | ND | | 0.00100 | 1 | 03/05/2024 16:01 | WG2239768 |
| Trichloroethene | ND | | 0.00100 | 1 | 03/05/2024 16:01 | WG2239768 |
| Trichlorofluoromethane | ND | | 0.00500 | 1 | 03/05/2024 16:01 | WG2239768 |
| 1,2,3-Trichloropropane | ND | | 0.00250 | 1 | 03/05/2024 16:01 | WG2239768 |
| 1,2,4-Trimethylbenzene | 0.0931 | | 0.00100 | 1 | 03/05/2024 16:01 | WG2239768 |
| 1,3,5-Trimethylbenzene | 0.00605 | | 0.00100 | 1 | 03/05/2024 16:01 | WG2239768 |
| Vinyl acetate | ND | L1 | 0.0100 | 1 | 03/05/2024 16:01 | WG2239768 |
| Vinyl chloride | ND | | 0.00100 | 1 | 03/05/2024 16:01 | WG2239768 |
| Xylenes, Total | 0.0219 | | 0.00300 | 1 | 03/05/2024 16:01 | WG2239768 |
| Di-isopropyl ether | ND | | 0.00100 | 1 | 03/05/2024 16:01 | WG2239768 |
| Ethanol | ND | | 0.100 | 1 | 03/05/2024 16:01 | WG2239768 |
| Ethyl tert-butyl ether | ND | | 0.00100 | 1 | 03/05/2024 16:01 | WG2239768 |
| Methyl tert-butyl ether | 0.00224 | | 0.00100 | 1 | 03/05/2024 16:01 | WG2239768 |
| tert-Butyl alcohol | 0.0227 | | 0.00500 | 1 | 03/08/2024 02:25 | WG2242033 |
| tert-Amyl Methyl Ether | ND | | 0.00100 | 1 | 03/05/2024 16:01 | WG2239768 |
| *(S) Toluene-d8* | *113* | | *80.0-120* | | *03/05/2024 16:01* | WG2239768 |
| *(S) Toluene-d8* | *102* | | *80.0-120* | | *03/08/2024 02:25* | WG2242033 |
| *(S) 4-Bromofluorobenzene* | *102* | | *77.0-126* | | *03/05/2024 16:01* | WG2239768 |
| *(S) 4-Bromofluorobenzene* | *107* | | *77.0-126* | | *03/08/2024 02:25* | WG2242033 |
| *(S) 1,2-Dichloroethane-d4* | *110* | | *70.0-130* | | *03/05/2024 16:01* | WG2239768 |
| *(S) 1,2-Dichloroethane-d4* | *88.4* | | *70.0-130* | | *03/08/2024 02:25* | WG2242033 |

## Gravimetric Analysis by Method 2540 C-2011

| Analyte | Result | Qualifier | RDL | Dilution | Analysis | Batch |
|---|---|---|---|---|---|---|
| | mg/l | | mg/l | | date / time | |
| Dissolved Solids | 495 | | 10.0 | 1 | 03/07/2024 14:22 | WG2240527 |

## Wet Chemistry by Method 9056A

| Analyte | Result | Qualifier | RDL | Dilution | Analysis | Batch |
|---|---|---|---|---|---|---|
| | mg/l | | mg/l | | date / time | |
| Nitrate | ND | | 0.100 | 1 | 03/02/2024 18:55 | WG2238409 |
| Nitrite | ND | | 0.100 | 1 | 03/02/2024 18:55 | WG2238409 |
| Sulfate | 14.7 | | 5.00 | 1 | 03/02/2024 18:55 | WG2238409 |

## Metals (ICP) by Method 6010D

| Analyte | Result | Qualifier | RDL | Dilution | Analysis | Batch |
|---|---|---|---|---|---|---|
| | mg/l | | mg/l | | date / time | |
| Iron | 1.02 | | 0.100 | 1 | 03/05/2024 16:01 | WG2238915 |

## Volatile Organic Compounds (GC) by Method RSK175

| Analyte | Result | Qualifier | RDL | Dilution | Analysis | Batch |
|---|---|---|---|---|---|---|
| | mg/l | | mg/l | | date / time | |
| Methane | 0.108 | | 0.0100 | 1 | 03/05/2024 09:58 | WG2239158 |
| Ethane | ND | | 0.0130 | 1 | 03/05/2024 09:58 | WG2239158 |
| Ethene | ND | | 0.0130 | 1 | 03/05/2024 09:58 | WG2239158 |

## Volatile Organic Compounds (GC/MS) by Method 8260B

| Analyte | Result | Qualifier | RDL | Dilution | Analysis | Batch |
|---|---|---|---|---|---|---|
| | mg/l | | mg/l | | date / time | |
| Acetone | ND | | 0.0500 | 1 | 03/05/2024 16:22 | WG2239768 |
| Acrylonitrile | ND | | 0.0100 | 1 | 03/05/2024 16:22 | WG2239768 |
| Benzene | ND | | 0.00100 | 1 | 03/05/2024 16:22 | WG2239768 |
| Bromobenzene | ND | | 0.00100 | 1 | 03/05/2024 16:22 | WG2239768 |
| Bromochloromethane | ND | | 0.00100 | 1 | 03/05/2024 16:22 | WG2239768 |
| Bromodichloromethane | ND | | 0.00100 | 1 | 03/05/2024 16:22 | WG2239768 |
| Bromoform | ND | | 0.00100 | 1 | 03/05/2024 16:22 | WG2239768 |
| Bromomethane | ND | | 0.00500 | 1 | 03/05/2024 16:22 | WG2239768 |
| n-Butylbenzene | ND | | 0.00100 | 1 | 03/05/2024 16:22 | WG2239768 |
| sec-Butylbenzene | 0.00110 | | 0.00100 | 1 | 03/05/2024 16:22 | WG2239768 |
| tert-Butylbenzene | ND | | 0.00100 | 1 | 03/05/2024 16:22 | WG2239768 |
| Carbon tetrachloride | ND | | 0.00100 | 1 | 03/05/2024 16:22 | WG2239768 |
| Carbon disulfide | ND | | 0.00100 | 1 | 03/05/2024 16:22 | WG2239768 |
| Chlorobenzene | ND | | 0.00100 | 1 | 03/05/2024 16:22 | WG2239768 |
| Chlorodibromomethane | ND | | 0.00100 | 1 | 03/05/2024 16:22 | WG2239768 |
| Chloroethane | ND | | 0.00500 | 1 | 03/05/2024 16:22 | WG2239768 |
| Chloroform | ND | | 0.00500 | 1 | 03/05/2024 16:22 | WG2239768 |
| Chloromethane | ND | | 0.00250 | 1 | 03/05/2024 16:22 | WG2239768 |
| 1,2-Dibromo-3-Chloropropane | ND | | 0.00500 | 1 | 03/05/2024 16:22 | WG2239768 |
| 1,2-Dibromoethane | ND | | 0.00100 | 1 | 03/05/2024 16:22 | WG2239768 |
| Dibromomethane | ND | | 0.00100 | 1 | 03/05/2024 16:22 | WG2239768 |
| 1,2-Dichlorobenzene | ND | | 0.00100 | 1 | 03/05/2024 16:22 | WG2239768 |
| 1,3-Dichlorobenzene | ND | | 0.00100 | 1 | 03/05/2024 16:22 | WG2239768 |
| 1,4-Dichlorobenzene | ND | | 0.00100 | 1 | 03/05/2024 16:22 | WG2239768 |
| trans-1,4-Dichloro-2-butene | ND | | 0.00250 | 1 | 03/05/2024 16:22 | WG2239768 |
| Dichlorodifluoromethane | ND | | 0.00500 | 1 | 03/05/2024 16:22 | WG2239768 |
| 1,1-Dichloroethane | ND | | 0.00100 | 1 | 03/05/2024 16:22 | WG2239768 |
| 1,2-Dichloroethane | ND | | 0.00100 | 1 | 03/05/2024 16:22 | WG2239768 |
| 1,1-Dichloroethene | ND | | 0.00100 | 1 | 03/05/2024 16:22 | WG2239768 |
| cis-1,2-Dichloroethene | ND | | 0.00100 | 1 | 03/05/2024 16:22 | WG2239768 |

## Volatile Organic Compounds (GC/MS) by Method 8260B

| Analyte | Result mg/l | Qualifier | RDL mg/l | Dilution | Analysis date / time | Batch |
|---|---|---|---|---|---|---|
| trans-1,2-Dichloroethene | ND | | 0.00100 | 1 | 03/05/2024 16:22 | WG2239768 |
| 1,2-Dichloropropane | ND | | 0.00100 | 1 | 03/05/2024 16:22 | WG2239768 |
| cis-1,3-Dichloropropene | ND | | 0.00100 | 1 | 03/05/2024 16:22 | WG2239768 |
| trans-1,3-Dichloropropene | ND | | 0.00100 | 1 | 03/05/2024 16:22 | WG2239768 |
| Ethylbenzene | 0.106 | | 0.00100 | 1 | 03/05/2024 16:22 | WG2239768 |
| Hexachloro-1,3-butadiene | ND | | 0.00100 | 1 | 03/05/2024 16:22 | WG2239768 |
| 2-Hexanone | ND | | 0.0100 | 1 | 03/05/2024 16:22 | WG2239768 |
| 2-Butanone (MEK) | ND | | 0.0100 | 1 | 03/05/2024 16:22 | WG2239768 |
| Iodomethane | ND | | 0.0100 | 1 | 03/05/2024 16:22 | WG2239768 |
| Methylene Chloride | ND | | 0.00500 | 1 | 03/05/2024 16:22 | WG2239768 |
| 4-Methyl-2-pentanone (MIBK) | ND | | 0.0100 | 1 | 03/05/2024 16:22 | WG2239768 |
| Naphthalene | 0.0146 | | 0.00500 | 1 | 03/05/2024 16:22 | WG2239768 |
| n-Propylbenzene | 0.00621 | | 0.00100 | 1 | 03/05/2024 16:22 | WG2239768 |
| Styrene | ND | | 0.00100 | 1 | 03/05/2024 16:22 | WG2239768 |
| 1,1,1,2-Tetrachloroethane | ND | | 0.00100 | 1 | 03/05/2024 16:22 | WG2239768 |
| 1,1,2,2-Tetrachloroethane | ND | | 0.00100 | 1 | 03/05/2024 16:22 | WG2239768 |
| 1,1,2-Trichlorotrifluoroethane | ND | | 0.00100 | 1 | 03/05/2024 16:22 | WG2239768 |
| Tetrachloroethene | ND | | 0.00100 | 1 | 03/05/2024 16:22 | WG2239768 |
| Toluene | ND | | 0.00100 | 1 | 03/05/2024 16:22 | WG2239768 |
| 1,2,4-Trichlorobenzene | ND | | 0.00100 | 1 | 03/05/2024 16:22 | WG2239768 |
| 1,1,1-Trichloroethane | ND | | 0.00100 | 1 | 03/05/2024 16:22 | WG2239768 |
| 1,1,2-Trichloroethane | ND | | 0.00100 | 1 | 03/05/2024 16:22 | WG2239768 |
| Trichloroethene | ND | | 0.00100 | 1 | 03/05/2024 16:22 | WG2239768 |
| Trichlorofluoromethane | ND | | 0.00500 | 1 | 03/05/2024 16:22 | WG2239768 |
| 1,2,3-Trichloropropane | ND | | 0.00250 | 1 | 03/05/2024 16:22 | WG2239768 |
| 1,2,4-Trimethylbenzene | 0.109 | | 0.00100 | 1 | 03/05/2024 16:22 | WG2239768 |
| 1,3,5-Trimethylbenzene | 0.00730 | | 0.00100 | 1 | 03/05/2024 16:22 | WG2239768 |
| Vinyl acetate | ND | L1 | 0.0100 | 1 | 03/05/2024 16:22 | WG2239768 |
| Vinyl chloride | ND | | 0.00100 | 1 | 03/05/2024 16:22 | WG2239768 |
| Xylenes, Total | 0.0261 | | 0.00300 | 1 | 03/05/2024 16:22 | WG2239768 |
| Di-isopropyl ether | ND | | 0.00100 | 1 | 03/05/2024 16:22 | WG2239768 |
| Ethanol | ND | | 0.100 | 1 | 03/05/2024 16:22 | WG2239768 |
| Ethyl tert-butyl ether | ND | | 0.00100 | 1 | 03/05/2024 16:22 | WG2239768 |
| Methyl tert-butyl ether | 0.00232 | | 0.00100 | 1 | 03/05/2024 16:22 | WG2239768 |
| tert-Butyl alcohol | 0.0153 | | 0.00500 | 1 | 03/05/2024 16:22 | WG2239768 |
| tert-Amyl Methyl Ether | ND | | 0.00100 | 1 | 03/05/2024 16:22 | WG2239768 |
| *(S) Toluene-d8* | *116* | | *80.0-120* | | *03/05/2024 16:22* | WG2239768 |
| *(S) 4-Bromofluorobenzene* | *106* | | *77.0-126* | | *03/05/2024 16:22* | WG2239768 |
| *(S) 1,2-Dichloroethane-d4* | *108* | | *70.0-130* | | *03/05/2024 16:22* | WG2239768 |

1 Cp
2 Tc
3 Ss
4 Cn
5 Sr
6 Qc
7 Is
8 Gl
9 Al
10 Sc

## Gravimetric Analysis by Method 2540 C-2011

| Analyte | Result mg/l | Qualifier | RDL mg/l | Dilution | Analysis date / time | Batch |
|---|---|---|---|---|---|---|
| Dissolved Solids | 631 | | 13.3 | 1 | 03/07/2024 14:22 | WG2240527 |

## Wet Chemistry by Method 9056A

| Analyte | Result mg/l | Qualifier | RDL mg/l | Dilution | Analysis date / time | Batch |
|---|---|---|---|---|---|---|
| Nitrate | 5.84 | | 0.100 | 1 | 03/02/2024 19:09 | WG2238409 |
| Nitrite | ND | | 0.100 | 1 | 03/02/2024 19:09 | WG2238409 |
| Sulfate | 210 | | 50.0 | 10 | 03/02/2024 19:23 | WG2238409 |

## Metals (ICP) by Method 6010D

| Analyte | Result mg/l | Qualifier | RDL mg/l | Dilution | Analysis date / time | Batch |
|---|---|---|---|---|---|---|
| Iron | ND | | 0.100 | 1 | 03/05/2024 16:03 | WG2238915 |

## Volatile Organic Compounds (GC) by Method RSK175

| Analyte | Result mg/l | Qualifier | RDL mg/l | Dilution | Analysis date / time | Batch |
|---|---|---|---|---|---|---|
| Methane | ND | | 0.0100 | 1 | 03/05/2024 10:03 | WG2239158 |
| Ethane | ND | | 0.0130 | 1 | 03/05/2024 10:03 | WG2239158 |
| Ethene | ND | | 0.0130 | 1 | 03/05/2024 10:03 | WG2239158 |

## Volatile Organic Compounds (GC/MS) by Method 8260B

| Analyte | Result mg/l | Qualifier | RDL mg/l | Dilution | Analysis date / time | Batch |
|---|---|---|---|---|---|---|
| Acetone | ND | | 0.0500 | 1 | 03/05/2024 16:44 | WG2239768 |
| Acrylonitrile | ND | | 0.0100 | 1 | 03/05/2024 16:44 | WG2239768 |
| Benzene | ND | | 0.00100 | 1 | 03/05/2024 16:44 | WG2239768 |
| Bromobenzene | ND | | 0.00100 | 1 | 03/05/2024 16:44 | WG2239768 |
| Bromochloromethane | ND | | 0.00100 | 1 | 03/05/2024 16:44 | WG2239768 |
| Bromodichloromethane | ND | | 0.00100 | 1 | 03/05/2024 16:44 | WG2239768 |
| Bromoform | ND | | 0.00100 | 1 | 03/05/2024 16:44 | WG2239768 |
| Bromomethane | ND | | 0.00500 | 1 | 03/05/2024 16:44 | WG2239768 |
| n-Butylbenzene | ND | | 0.00100 | 1 | 03/05/2024 16:44 | WG2239768 |
| sec-Butylbenzene | ND | | 0.00100 | 1 | 03/05/2024 16:44 | WG2239768 |
| tert-Butylbenzene | ND | | 0.00100 | 1 | 03/05/2024 16:44 | WG2239768 |
| Carbon tetrachloride | ND | | 0.00100 | 1 | 03/05/2024 16:44 | WG2239768 |
| Carbon disulfide | ND | | 0.00100 | 1 | 03/05/2024 16:44 | WG2239768 |
| Chlorobenzene | ND | | 0.00100 | 1 | 03/05/2024 16:44 | WG2239768 |
| Chlorodibromomethane | ND | | 0.00100 | 1 | 03/05/2024 16:44 | WG2239768 |
| Chloroethane | ND | | 0.00500 | 1 | 03/05/2024 16:44 | WG2239768 |
| Chloroform | ND | | 0.00500 | 1 | 03/05/2024 16:44 | WG2239768 |
| Chloromethane | ND | | 0.00250 | 1 | 03/05/2024 16:44 | WG2239768 |
| 1,2-Dibromo-3-Chloropropane | ND | | 0.00500 | 1 | 03/05/2024 16:44 | WG2239768 |
| 1,2-Dibromoethane | ND | | 0.00100 | 1 | 03/05/2024 16:44 | WG2239768 |
| Dibromomethane | ND | | 0.00100 | 1 | 03/05/2024 16:44 | WG2239768 |
| 1,2-Dichlorobenzene | ND | | 0.00100 | 1 | 03/05/2024 16:44 | WG2239768 |
| 1,3-Dichlorobenzene | ND | | 0.00100 | 1 | 03/05/2024 16:44 | WG2239768 |
| 1,4-Dichlorobenzene | ND | | 0.00100 | 1 | 03/05/2024 16:44 | WG2239768 |
| trans-1,4-Dichloro-2-butene | ND | | 0.00250 | 1 | 03/05/2024 16:44 | WG2239768 |
| Dichlorodifluoromethane | ND | | 0.00500 | 1 | 03/05/2024 16:44 | WG2239768 |
| 1,1-Dichloroethane | ND | | 0.00100 | 1 | 03/05/2024 16:44 | WG2239768 |
| 1,2-Dichloroethane | ND | | 0.00100 | 1 | 03/05/2024 16:44 | WG2239768 |
| 1,1-Dichloroethene | ND | | 0.00100 | 1 | 03/05/2024 16:44 | WG2239768 |
| cis-1,2-Dichloroethene | ND | | 0.00100 | 1 | 03/05/2024 16:44 | WG2239768 |

## Volatile Organic Compounds (GC/MS) by Method 8260B

| Analyte | Result mg/l | Qualifier | RDL mg/l | Dilution | Analysis date / time | Batch |
|---|---|---|---|---|---|---|
| trans-1,2-Dichloroethene | ND | | 0.00100 | 1 | 03/05/2024 16:44 | WG2239768 |
| 1,2-Dichloropropane | ND | | 0.00100 | 1 | 03/05/2024 16:44 | WG2239768 |
| cis-1,3-Dichloropropene | ND | | 0.00100 | 1 | 03/05/2024 16:44 | WG2239768 |
| trans-1,3-Dichloropropene | ND | | 0.00100 | 1 | 03/05/2024 16:44 | WG2239768 |
| Ethylbenzene | ND | | 0.00100 | 1 | 03/05/2024 16:44 | WG2239768 |
| Hexachloro-1,3-butadiene | ND | | 0.00100 | 1 | 03/05/2024 16:44 | WG2239768 |
| 2-Hexanone | ND | | 0.0100 | 1 | 03/05/2024 16:44 | WG2239768 |
| 2-Butanone (MEK) | ND | | 0.0100 | 1 | 03/05/2024 16:44 | WG2239768 |
| Iodomethane | ND | | 0.0100 | 1 | 03/05/2024 16:44 | WG2239768 |
| Methylene Chloride | ND | | 0.00500 | 1 | 03/05/2024 16:44 | WG2239768 |
| 4-Methyl-2-pentanone (MIBK) | ND | | 0.0100 | 1 | 03/05/2024 16:44 | WG2239768 |
| Naphthalene | ND | | 0.00500 | 1 | 03/05/2024 16:44 | WG2239768 |
| n-Propylbenzene | ND | | 0.00100 | 1 | 03/05/2024 16:44 | WG2239768 |
| Styrene | ND | | 0.00100 | 1 | 03/05/2024 16:44 | WG2239768 |
| 1,1,1,2-Tetrachloroethane | ND | | 0.00100 | 1 | 03/05/2024 16:44 | WG2239768 |
| 1,1,2,2-Tetrachloroethane | ND | | 0.00100 | 1 | 03/05/2024 16:44 | WG2239768 |
| 1,1,2-Trichlorotrifluoroethane | ND | | 0.00100 | 1 | 03/05/2024 16:44 | WG2239768 |
| Tetrachloroethene | ND | | 0.00100 | 1 | 03/05/2024 16:44 | WG2239768 |
| Toluene | ND | | 0.00100 | 1 | 03/05/2024 16:44 | WG2239768 |
| 1,2,4-Trichlorobenzene | ND | | 0.00100 | 1 | 03/05/2024 16:44 | WG2239768 |
| 1,1,1-Trichloroethane | ND | | 0.00100 | 1 | 03/05/2024 16:44 | WG2239768 |
| 1,1,2-Trichloroethane | ND | | 0.00100 | 1 | 03/05/2024 16:44 | WG2239768 |
| Trichloroethene | ND | | 0.00100 | 1 | 03/05/2024 16:44 | WG2239768 |
| Trichlorofluoromethane | ND | | 0.00500 | 1 | 03/05/2024 16:44 | WG2239768 |
| 1,2,3-Trichloropropane | ND | | 0.00250 | 1 | 03/05/2024 16:44 | WG2239768 |
| 1,2,4-Trimethylbenzene | ND | | 0.00100 | 1 | 03/05/2024 16:44 | WG2239768 |
| 1,3,5-Trimethylbenzene | ND | | 0.00100 | 1 | 03/05/2024 16:44 | WG2239768 |
| Vinyl acetate | ND | L1 | 0.0100 | 1 | 03/05/2024 16:44 | WG2239768 |
| Vinyl chloride | ND | | 0.00100 | 1 | 03/05/2024 16:44 | WG2239768 |
| Xylenes, Total | ND | | 0.00300 | 1 | 03/05/2024 16:44 | WG2239768 |
| Di-isopropyl ether | ND | | 0.00100 | 1 | 03/05/2024 16:44 | WG2239768 |
| Ethanol | ND | | 0.100 | 1 | 03/05/2024 16:44 | WG2239768 |
| Ethyl tert-butyl ether | ND | | 0.00100 | 1 | 03/05/2024 16:44 | WG2239768 |
| Methyl tert-butyl ether | ND | | 0.00100 | 1 | 03/05/2024 16:44 | WG2239768 |
| tert-Butyl alcohol | ND | | 0.00500 | 1 | 03/05/2024 16:44 | WG2239768 |
| tert-Amyl Methyl Ether | ND | | 0.00100 | 1 | 03/05/2024 16:44 | WG2239768 |
| *(S) Toluene-d8* | *118* | | *80.0-120* | | *03/05/2024 16:44* | WG2239768 |
| *(S) 4-Bromofluorobenzene* | *106* | | *77.0-126* | | *03/05/2024 16:44* | WG2239768 |
| *(S) 1,2-Dichloroethane-d4* | *108* | | *70.0-130* | | *03/05/2024 16:44* | WG2239768 |

## Gravimetric Analysis by Method 2540 C-2011

| Analyte | Result mg/l | Qualifier | RDL mg/l | Dilution | Analysis date / time | Batch |
|---|---|---|---|---|---|---|
| Dissolved Solids | 400 | H1 | 10.0 | 1 | 03/12/2024 00:52 | WG2243874 |

## Wet Chemistry by Method 9056A

| Analyte | Result mg/l | Qualifier | RDL mg/l | Dilution | Analysis date / time | Batch |
|---|---|---|---|---|---|---|
| Nitrate | 3.18 | | 0.100 | 1 | 03/02/2024 19:37 | WG2238409 |
| Nitrite | ND | | 0.100 | 1 | 03/02/2024 19:37 | WG2238409 |
| Sulfate | 83.3 | M2 | 5.00 | 1 | 03/02/2024 19:37 | WG2238409 |

## Metals (ICP) by Method 6010D

| Analyte | Result mg/l | Qualifier | RDL mg/l | Dilution | Analysis date / time | Batch |
|---|---|---|---|---|---|---|
| Iron | ND | | 0.100 | 1 | 03/05/2024 16:04 | WG2238915 |

## Volatile Organic Compounds (GC) by Method RSK175

| Analyte | Result mg/l | Qualifier | RDL mg/l | Dilution | Analysis date / time | Batch |
|---|---|---|---|---|---|---|
| Methane | ND | | 0.0100 | 1 | 03/05/2024 10:07 | WG2239158 |
| Ethane | ND | | 0.0130 | 1 | 03/05/2024 10:07 | WG2239158 |
| Ethene | ND | | 0.0130 | 1 | 03/05/2024 10:07 | WG2239158 |

## Volatile Organic Compounds (GC/MS) by Method 8260B

| Analyte | Result mg/l | Qualifier | RDL mg/l | Dilution | Analysis date / time | Batch |
|---|---|---|---|---|---|---|
| Acetone | ND | | 0.0500 | 1 | 03/08/2024 02:46 | WG2242033 |
| Acrylonitrile | ND | | 0.0100 | 1 | 03/08/2024 02:46 | WG2242033 |
| Benzene | ND | | 0.00100 | 1 | 03/08/2024 02:46 | WG2242033 |
| Bromobenzene | ND | | 0.00100 | 1 | 03/08/2024 02:46 | WG2242033 |
| Bromochloromethane | ND | | 0.00100 | 1 | 03/08/2024 02:46 | WG2242033 |
| Bromodichloromethane | ND | | 0.00100 | 1 | 03/08/2024 02:46 | WG2242033 |
| Bromoform | ND | | 0.00100 | 1 | 03/08/2024 02:46 | WG2242033 |
| Bromomethane | ND | UJ | 0.00500 | 1 | 03/08/2024 02:46 | WG2242033 |
| n-Butylbenzene | ND | | 0.00100 | 1 | 03/08/2024 02:46 | WG2242033 |
| sec-Butylbenzene | ND | | 0.00100 | 1 | 03/08/2024 02:46 | WG2242033 |
| tert-Butylbenzene | ND | | 0.00100 | 1 | 03/08/2024 02:46 | WG2242033 |
| Carbon tetrachloride | ND | | 0.00100 | 1 | 03/08/2024 02:46 | WG2242033 |
| Carbon disulfide | ND | | 0.00100 | 1 | 03/08/2024 02:46 | WG2242033 |
| Chlorobenzene | ND | | 0.00100 | 1 | 03/08/2024 02:46 | WG2242033 |
| Chlorodibromomethane | ND | | 0.00100 | 1 | 03/08/2024 02:46 | WG2242033 |
| Chloroethane | ND | | 0.00500 | 1 | 03/08/2024 02:46 | WG2242033 |
| Chloroform | ND | | 0.00500 | 1 | 03/08/2024 02:46 | WG2242033 |
| Chloromethane | ND | | 0.00250 | 1 | 03/08/2024 02:46 | WG2242033 |
| 1,2-Dibromo-3-Chloropropane | ND | | 0.00500 | 1 | 03/08/2024 02:46 | WG2242033 |
| 1,2-Dibromoethane | ND | | 0.00100 | 1 | 03/08/2024 02:46 | WG2242033 |
| Dibromomethane | ND | | 0.00100 | 1 | 03/08/2024 02:46 | WG2242033 |
| 1,2-Dichlorobenzene | ND | | 0.00100 | 1 | 03/08/2024 02:46 | WG2242033 |
| 1,3-Dichlorobenzene | ND | | 0.00100 | 1 | 03/08/2024 02:46 | WG2242033 |
| 1,4-Dichlorobenzene | ND | | 0.00100 | 1 | 03/08/2024 02:46 | WG2242033 |
| trans-1,4-Dichloro-2-butene | ND | | 0.00250 | 1 | 03/08/2024 02:46 | WG2242033 |
| Dichlorodifluoromethane | ND | M1 | 0.00500 | 1 | 03/08/2024 02:46 | WG2242033 |
| 1,1-Dichloroethane | ND | | 0.00100 | 1 | 03/08/2024 02:46 | WG2242033 |
| 1,2-Dichloroethane | ND | | 0.00100 | 1 | 03/08/2024 02:46 | WG2242033 |
| 1,1-Dichloroethene | ND | | 0.00100 | 1 | 03/08/2024 02:46 | WG2242033 |
| cis-1,2-Dichloroethene | ND | | 0.00100 | 1 | 03/08/2024 02:46 | WG2242033 |

## Volatile Organic Compounds (GC/MS) by Method 8260B

| Analyte | Result mg/l | Qualifier | RDL mg/l | Dilution | Analysis date / time | Batch |
|---|---|---|---|---|---|---|
| trans-1,2-Dichloroethene | ND | | 0.00100 | 1 | 03/08/2024 02:46 | WG2242033 |
| 1,2-Dichloropropane | ND | | 0.00100 | 1 | 03/08/2024 02:46 | WG2242033 |
| cis-1,3-Dichloropropene | ND | | 0.00100 | 1 | 03/08/2024 02:46 | WG2242033 |
| trans-1,3-Dichloropropene | ND | | 0.00100 | 1 | 03/08/2024 02:46 | WG2242033 |
| Ethylbenzene | ND | | 0.00100 | 1 | 03/08/2024 02:46 | WG2242033 |
| Hexachloro-1,3-butadiene | ND | | 0.00100 | 1 | 03/08/2024 02:46 | WG2242033 |
| 2-Hexanone | ND | | 0.0100 | 1 | 03/08/2024 02:46 | WG2242033 |
| 2-Butanone (MEK) | ND | UJ | 0.0100 | 1 | 03/08/2024 02:46 | WG2242033 |
| Iodomethane | ND | | 0.0100 | 1 | 03/08/2024 02:46 | WG2242033 |
| Methylene Chloride | ND | | 0.00500 | 1 | 03/08/2024 02:46 | WG2242033 |
| 4-Methyl-2-pentanone (MIBK) | ND | | 0.0100 | 1 | 03/08/2024 02:46 | WG2242033 |
| Naphthalene | ND | | 0.00500 | 1 | 03/08/2024 02:46 | WG2242033 |
| n-Propylbenzene | ND | | 0.00100 | 1 | 03/08/2024 02:46 | WG2242033 |
| Styrene | ND | | 0.00100 | 1 | 03/08/2024 02:46 | WG2242033 |
| 1,1,1,2-Tetrachloroethane | ND | | 0.00100 | 1 | 03/08/2024 02:46 | WG2242033 |
| 1,1,2,2-Tetrachloroethane | ND | | 0.00100 | 1 | 03/08/2024 02:46 | WG2242033 |
| 1,1,2-Trichlorotrifluoroethane | ND | | 0.00100 | 1 | 03/08/2024 02:46 | WG2242033 |
| Tetrachloroethene | ND | | 0.00100 | 1 | 03/08/2024 02:46 | WG2242033 |
| Toluene | ND | | 0.00100 | 1 | 03/08/2024 02:46 | WG2242033 |
| 1,2,4-Trichlorobenzene | ND | | 0.00100 | 1 | 03/08/2024 02:46 | WG2242033 |
| 1,1,1-Trichloroethane | ND | | 0.00100 | 1 | 03/08/2024 02:46 | WG2242033 |
| 1,1,2-Trichloroethane | ND | | 0.00100 | 1 | 03/08/2024 02:46 | WG2242033 |
| Trichloroethene | ND | | 0.00100 | 1 | 03/08/2024 02:46 | WG2242033 |
| Trichlorofluoromethane | ND | | 0.00500 | 1 | 03/08/2024 02:46 | WG2242033 |
| 1,2,3-Trichloropropane | ND | | 0.00250 | 1 | 03/08/2024 02:46 | WG2242033 |
| 1,2,4-Trimethylbenzene | ND | | 0.00100 | 1 | 03/08/2024 02:46 | WG2242033 |
| 1,3,5-Trimethylbenzene | ND | | 0.00100 | 1 | 03/08/2024 02:46 | WG2242033 |
| Vinyl acetate | ND | L1,M1 | 0.0100 | 1 | 03/08/2024 02:46 | WG2242033 |
| Vinyl chloride | ND | | 0.00100 | 1 | 03/08/2024 02:46 | WG2242033 |
| Xylenes, Total | ND | | 0.00300 | 1 | 03/08/2024 02:46 | WG2242033 |
| Di-isopropyl ether | ND | | 0.00100 | 1 | 03/08/2024 02:46 | WG2242033 |
| Ethanol | ND | | 0.100 | 1 | 03/08/2024 02:46 | WG2242033 |
| Ethyl tert-butyl ether | ND | | 0.00100 | 1 | 03/08/2024 02:46 | WG2242033 |
| Methyl tert-butyl ether | ND | | 0.00100 | 1 | 03/08/2024 02:46 | WG2242033 |
| tert-Butyl alcohol | ND | | 0.00500 | 1 | 03/08/2024 02:46 | WG2242033 |
| tert-Amyl Methyl Ether | ND | | 0.00100 | 1 | 03/08/2024 02:46 | WG2242033 |
| *(S) Toluene-d8* | *100* | | *80.0-120* | | *03/08/2024 02:46* | WG2242033 |
| *(S) 4-Bromofluorobenzene* | *102* | | *77.0-126* | | *03/08/2024 02:46* | WG2242033 |
| *(S) 1,2-Dichloroethane-d4* | *91.7* | | *70.0-130* | | *03/08/2024 02:46* | WG2242033 |

1 Cp
2 Tc
3 Ss
4 Cn
5 Sr
6 Qc
7 Is
8 Gl
9 Al
10 Sc

## Gravimetric Analysis by Method 2540 C-2011

| Analyte | Result mg/l | Qualifier | RDL mg/l | Dilution | Analysis date / time | Batch |
|---|---|---|---|---|---|---|
| Dissolved Solids | 1360 | H1 | 25.0 | 1 | 03/12/2024 00:52 | WG2243874 |

## Wet Chemistry by Method 9056A

| Analyte | Result mg/l | Qualifier | RDL mg/l | Dilution | Analysis date / time | Batch |
|---|---|---|---|---|---|---|
| Nitrate | 9.61 | | 0.100 | 1 | 03/02/2024 20:32 | WG2238409 |
| Nitrite | 0.481 | | 0.100 | 1 | 03/02/2024 20:32 | WG2238409 |
| Sulfate | 525 | | 50.0 | 10 | 03/02/2024 20:46 | WG2238409 |

## Metals (ICP) by Method 6010D

| Analyte | Result mg/l | Qualifier | RDL mg/l | Dilution | Analysis date / time | Batch |
|---|---|---|---|---|---|---|
| Iron | ND | | 0.100 | 1 | 03/05/2024 16:06 | WG2238915 |

## Volatile Organic Compounds (GC) by Method RSK175

| Analyte | Result mg/l | Qualifier | RDL mg/l | Dilution | Analysis date / time | Batch |
|---|---|---|---|---|---|---|
| Methane | ND | | 0.0100 | 1 | 03/05/2024 10:10 | WG2239158 |
| Ethane | ND | | 0.0130 | 1 | 03/05/2024 10:10 | WG2239158 |
| Ethene | ND | | 0.0130 | 1 | 03/05/2024 10:10 | WG2239158 |

## Volatile Organic Compounds (GC/MS) by Method 8260B

| Analyte | Result mg/l | Qualifier | RDL mg/l | Dilution | Analysis date / time | Batch |
|---|---|---|---|---|---|---|
| Acetone | ND | | 0.0500 | 1 | 03/05/2024 17:27 | WG2239768 |
| Acrylonitrile | ND | | 0.0100 | 1 | 03/05/2024 17:27 | WG2239768 |
| Benzene | ND | | 0.00100 | 1 | 03/05/2024 17:27 | WG2239768 |
| Bromobenzene | ND | | 0.00100 | 1 | 03/05/2024 17:27 | WG2239768 |
| Bromochloromethane | ND | | 0.00100 | 1 | 03/05/2024 17:27 | WG2239768 |
| Bromodichloromethane | ND | | 0.00100 | 1 | 03/05/2024 17:27 | WG2239768 |
| Bromoform | ND | | 0.00100 | 1 | 03/05/2024 17:27 | WG2239768 |
| Bromomethane | ND | | 0.00500 | 1 | 03/05/2024 17:27 | WG2239768 |
| n-Butylbenzene | ND | | 0.00100 | 1 | 03/05/2024 17:27 | WG2239768 |
| sec-Butylbenzene | ND | | 0.00100 | 1 | 03/05/2024 17:27 | WG2239768 |
| tert-Butylbenzene | ND | | 0.00100 | 1 | 03/05/2024 17:27 | WG2239768 |
| Carbon tetrachloride | ND | | 0.00100 | 1 | 03/05/2024 17:27 | WG2239768 |
| Carbon disulfide | ND | | 0.00100 | 1 | 03/05/2024 17:27 | WG2239768 |
| Chlorobenzene | ND | | 0.00100 | 1 | 03/05/2024 17:27 | WG2239768 |
| Chlorodibromomethane | ND | | 0.00100 | 1 | 03/05/2024 17:27 | WG2239768 |
| Chloroethane | ND | | 0.00500 | 1 | 03/05/2024 17:27 | WG2239768 |
| Chloroform | ND | | 0.00500 | 1 | 03/05/2024 17:27 | WG2239768 |
| Chloromethane | ND | | 0.00250 | 1 | 03/05/2024 17:27 | WG2239768 |
| 1,2-Dibromo-3-Chloropropane | ND | | 0.00500 | 1 | 03/05/2024 17:27 | WG2239768 |
| 1,2-Dibromoethane | ND | | 0.00100 | 1 | 03/05/2024 17:27 | WG2239768 |
| Dibromomethane | ND | | 0.00100 | 1 | 03/05/2024 17:27 | WG2239768 |
| 1,2-Dichlorobenzene | ND | | 0.00100 | 1 | 03/05/2024 17:27 | WG2239768 |
| 1,3-Dichlorobenzene | ND | | 0.00100 | 1 | 03/05/2024 17:27 | WG2239768 |
| 1,4-Dichlorobenzene | ND | | 0.00100 | 1 | 03/05/2024 17:27 | WG2239768 |
| trans-1,4-Dichloro-2-butene | ND | | 0.00250 | 1 | 03/05/2024 17:27 | WG2239768 |
| Dichlorodifluoromethane | ND | | 0.00500 | 1 | 03/05/2024 17:27 | WG2239768 |
| 1,1-Dichloroethane | ND | | 0.00100 | 1 | 03/05/2024 17:27 | WG2239768 |
| 1,2-Dichloroethane | ND | | 0.00100 | 1 | 03/05/2024 17:27 | WG2239768 |
| 1,1-Dichloroethene | ND | | 0.00100 | 1 | 03/05/2024 17:27 | WG2239768 |
| cis-1,2-Dichloroethene | ND | | 0.00100 | 1 | 03/05/2024 17:27 | WG2239768 |

## Volatile Organic Compounds (GC/MS) by Method 8260B

| Analyte | Result mg/l | Qualifier | RDL mg/l | Dilution | Analysis date / time | Batch |
|---|---|---|---|---|---|---|
| trans-1,2-Dichloroethene | ND | | 0.00100 | 1 | 03/05/2024 17:27 | WG2239768 |
| 1,2-Dichloropropane | ND | | 0.00100 | 1 | 03/05/2024 17:27 | WG2239768 |
| cis-1,3-Dichloropropene | ND | | 0.00100 | 1 | 03/05/2024 17:27 | WG2239768 |
| trans-1,3-Dichloropropene | ND | | 0.00100 | 1 | 03/05/2024 17:27 | WG2239768 |
| Ethylbenzene | ND | | 0.00100 | 1 | 03/05/2024 17:27 | WG2239768 |
| Hexachloro-1,3-butadiene | ND | | 0.00100 | 1 | 03/05/2024 17:27 | WG2239768 |
| 2-Hexanone | ND | | 0.0100 | 1 | 03/05/2024 17:27 | WG2239768 |
| 2-Butanone (MEK) | ND | | 0.0100 | 1 | 03/05/2024 17:27 | WG2239768 |
| Iodomethane | ND | | 0.0100 | 1 | 03/05/2024 17:27 | WG2239768 |
| Methylene Chloride | ND | | 0.00500 | 1 | 03/05/2024 17:27 | WG2239768 |
| 4-Methyl-2-pentanone (MIBK) | ND | | 0.0100 | 1 | 03/05/2024 17:27 | WG2239768 |
| Naphthalene | ND | | 0.00500 | 1 | 03/05/2024 17:27 | WG2239768 |
| n-Propylbenzene | ND | | 0.00100 | 1 | 03/05/2024 17:27 | WG2239768 |
| Styrene | ND | | 0.00100 | 1 | 03/05/2024 17:27 | WG2239768 |
| 1,1,1,2-Tetrachloroethane | ND | | 0.00100 | 1 | 03/05/2024 17:27 | WG2239768 |
| 1,1,2,2-Tetrachloroethane | ND | | 0.00100 | 1 | 03/05/2024 17:27 | WG2239768 |
| 1,1,2-Trichlorotrifluoroethane | ND | | 0.00100 | 1 | 03/05/2024 17:27 | WG2239768 |
| Tetrachloroethene | ND | | 0.00100 | 1 | 03/05/2024 17:27 | WG2239768 |
| Toluene | ND | | 0.00100 | 1 | 03/05/2024 17:27 | WG2239768 |
| 1,2,4-Trichlorobenzene | ND | | 0.00100 | 1 | 03/05/2024 17:27 | WG2239768 |
| 1,1,1-Trichloroethane | ND | | 0.00100 | 1 | 03/05/2024 17:27 | WG2239768 |
| 1,1,2-Trichloroethane | ND | | 0.00100 | 1 | 03/05/2024 17:27 | WG2239768 |
| Trichloroethene | ND | | 0.00100 | 1 | 03/05/2024 17:27 | WG2239768 |
| Trichlorofluoromethane | ND | | 0.00500 | 1 | 03/05/2024 17:27 | WG2239768 |
| 1,2,3-Trichloropropane | ND | | 0.00250 | 1 | 03/05/2024 17:27 | WG2239768 |
| 1,2,4-Trimethylbenzene | ND | | 0.00100 | 1 | 03/05/2024 17:27 | WG2239768 |
| 1,3,5-Trimethylbenzene | ND | | 0.00100 | 1 | 03/05/2024 17:27 | WG2239768 |
| Vinyl acetate | ND | L1 | 0.0100 | 1 | 03/05/2024 17:27 | WG2239768 |
| Vinyl chloride | ND | | 0.00100 | 1 | 03/05/2024 17:27 | WG2239768 |
| Xylenes, Total | ND | | 0.00300 | 1 | 03/05/2024 17:27 | WG2239768 |
| Di-isopropyl ether | ND | | 0.00100 | 1 | 03/05/2024 17:27 | WG2239768 |
| Ethanol | ND | | 0.100 | 1 | 03/05/2024 17:27 | WG2239768 |
| Ethyl tert-butyl ether | ND | | 0.00100 | 1 | 03/05/2024 17:27 | WG2239768 |
| Methyl tert-butyl ether | 0.00280 | | 0.00100 | 1 | 03/05/2024 17:27 | WG2239768 |
| tert-Butyl alcohol | ND | | 0.00500 | 1 | 03/05/2024 17:27 | WG2239768 |
| tert-Amyl Methyl Ether | ND | | 0.00100 | 1 | 03/05/2024 17:27 | WG2239768 |
| *(S) Toluene-d8* | *118* | | *80.0-120* | | *03/05/2024 17:27* | WG2239768 |
| *(S) 4-Bromofluorobenzene* | *108* | | *77.0-126* | | *03/05/2024 17:27* | WG2239768 |
| *(S) 1,2-Dichloroethane-d4* | *109* | | *70.0-130* | | *03/05/2024 17:27* | WG2239768 |

## Volatile Organic Compounds (GC/MS) by Method 8260B

| Analyte | Result mg/l | Qualifier | RDL mg/l | Dilution | Analysis date / time | Batch |
|---|---|---|---|---|---|---|
| Acetone | ND | | 0.0500 | 1 | 03/05/2024 12:07 | WG2239768 |
| Acrylonitrile | ND | | 0.0100 | 1 | 03/05/2024 12:07 | WG2239768 |
| Benzene | ND | | 0.00100 | 1 | 03/05/2024 12:07 | WG2239768 |
| Bromobenzene | ND | | 0.00100 | 1 | 03/05/2024 12:07 | WG2239768 |
| Bromochloromethane | ND | | 0.00100 | 1 | 03/05/2024 12:07 | WG2239768 |
| Bromodichloromethane | ND | | 0.00100 | 1 | 03/05/2024 12:07 | WG2239768 |
| Bromoform | ND | | 0.00100 | 1 | 03/05/2024 12:07 | WG2239768 |
| Bromomethane | ND | | 0.00500 | 1 | 03/05/2024 12:07 | WG2239768 |
| n-Butylbenzene | ND | | 0.00100 | 1 | 03/05/2024 12:07 | WG2239768 |
| sec-Butylbenzene | ND | | 0.00100 | 1 | 03/05/2024 12:07 | WG2239768 |
| tert-Butylbenzene | ND | | 0.00100 | 1 | 03/05/2024 12:07 | WG2239768 |
| Carbon tetrachloride | ND | | 0.00100 | 1 | 03/05/2024 12:07 | WG2239768 |
| Carbon disulfide | ND | | 0.00100 | 1 | 03/05/2024 12:07 | WG2239768 |
| Chlorobenzene | ND | | 0.00100 | 1 | 03/05/2024 12:07 | WG2239768 |
| Chlorodibromomethane | ND | | 0.00100 | 1 | 03/05/2024 12:07 | WG2239768 |
| Chloroethane | ND | | 0.00500 | 1 | 03/05/2024 12:07 | WG2239768 |
| Chloroform | ND | | 0.00500 | 1 | 03/05/2024 12:07 | WG2239768 |
| Chloromethane | ND | | 0.00250 | 1 | 03/05/2024 12:07 | WG2239768 |
| 1,2-Dibromo-3-Chloropropane | ND | | 0.00500 | 1 | 03/05/2024 12:07 | WG2239768 |
| 1,2-Dibromoethane | ND | | 0.00100 | 1 | 03/05/2024 12:07 | WG2239768 |
| Dibromomethane | ND | | 0.00100 | 1 | 03/05/2024 12:07 | WG2239768 |
| 1,2-Dichlorobenzene | ND | | 0.00100 | 1 | 03/05/2024 12:07 | WG2239768 |
| 1,3-Dichlorobenzene | ND | | 0.00100 | 1 | 03/05/2024 12:07 | WG2239768 |
| 1,4-Dichlorobenzene | ND | | 0.00100 | 1 | 03/05/2024 12:07 | WG2239768 |
| trans-1,4-Dichloro-2-butene | ND | | 0.00250 | 1 | 03/05/2024 12:07 | WG2239768 |
| Dichlorodifluoromethane | ND | | 0.00500 | 1 | 03/05/2024 12:07 | WG2239768 |
| 1,1-Dichloroethane | ND | | 0.00100 | 1 | 03/05/2024 12:07 | WG2239768 |
| 1,2-Dichloroethane | ND | | 0.00100 | 1 | 03/05/2024 12:07 | WG2239768 |
| 1,1-Dichloroethene | ND | | 0.00100 | 1 | 03/05/2024 12:07 | WG2239768 |
| cis-1,2-Dichloroethene | ND | | 0.00100 | 1 | 03/05/2024 12:07 | WG2239768 |
| trans-1,2-Dichloroethene | ND | | 0.00100 | 1 | 03/05/2024 12:07 | WG2239768 |
| 1,2-Dichloropropane | ND | | 0.00100 | 1 | 03/05/2024 12:07 | WG2239768 |
| cis-1,3-Dichloropropene | ND | | 0.00100 | 1 | 03/05/2024 12:07 | WG2239768 |
| trans-1,3-Dichloropropene | ND | | 0.00100 | 1 | 03/05/2024 12:07 | WG2239768 |
| Ethylbenzene | ND | | 0.00100 | 1 | 03/05/2024 12:07 | WG2239768 |
| Hexachloro-1,3-butadiene | ND | | 0.00100 | 1 | 03/05/2024 12:07 | WG2239768 |
| 2-Hexanone | ND | | 0.0100 | 1 | 03/05/2024 12:07 | WG2239768 |
| 2-Butanone (MEK) | ND | | 0.0100 | 1 | 03/05/2024 12:07 | WG2239768 |
| Iodomethane | ND | | 0.0100 | 1 | 03/05/2024 12:07 | WG2239768 |
| Methylene Chloride | ND | | 0.00500 | 1 | 03/05/2024 12:07 | WG2239768 |
| 4-Methyl-2-pentanone (MIBK) | ND | | 0.0100 | 1 | 03/05/2024 12:07 | WG2239768 |
| Naphthalene | ND | | 0.00500 | 1 | 03/05/2024 12:07 | WG2239768 |
| n-Propylbenzene | ND | | 0.00100 | 1 | 03/05/2024 12:07 | WG2239768 |
| Styrene | ND | | 0.00100 | 1 | 03/05/2024 12:07 | WG2239768 |
| 1,1,1,2-Tetrachloroethane | ND | | 0.00100 | 1 | 03/05/2024 12:07 | WG2239768 |
| 1,1,2,2-Tetrachloroethane | ND | | 0.00100 | 1 | 03/05/2024 12:07 | WG2239768 |
| 1,1,2-Trichlorotrifluoroethane | ND | | 0.00100 | 1 | 03/05/2024 12:07 | WG2239768 |
| Tetrachloroethene | ND | | 0.00100 | 1 | 03/05/2024 12:07 | WG2239768 |
| Toluene | ND | | 0.00100 | 1 | 03/05/2024 12:07 | WG2239768 |
| 1,2,4-Trichlorobenzene | ND | | 0.00100 | 1 | 03/05/2024 12:07 | WG2239768 |
| 1,1,1-Trichloroethane | ND | | 0.00100 | 1 | 03/05/2024 12:07 | WG2239768 |
| 1,1,2-Trichloroethane | ND | | 0.00100 | 1 | 03/05/2024 12:07 | WG2239768 |
| Trichloroethene | ND | | 0.00100 | 1 | 03/05/2024 12:07 | WG2239768 |
| Trichlorofluoromethane | ND | | 0.00500 | 1 | 03/05/2024 12:07 | WG2239768 |
| 1,2,3-Trichloropropane | ND | | 0.00250 | 1 | 03/05/2024 12:07 | WG2239768 |
| 1,2,4-Trimethylbenzene | ND | | 0.00100 | 1 | 03/05/2024 12:07 | WG2239768 |

## Volatile Organic Compounds (GC/MS) by Method 8260B

| Analyte | Result mg/l | Qualifier | RDL mg/l | Dilution | Analysis date / time | Batch |
|---|---|---|---|---|---|---|
| 1,3,5-Trimethylbenzene | ND | | 0.00100 | 1 | 03/05/2024 12:07 | WG2239768 |
| Vinyl acetate | ND | L1 | 0.0100 | 1 | 03/05/2024 12:07 | WG2239768 |
| Vinyl chloride | ND | | 0.00100 | 1 | 03/05/2024 12:07 | WG2239768 |
| Xylenes, Total | ND | | 0.00300 | 1 | 03/05/2024 12:07 | WG2239768 |
| Di-isopropyl ether | ND | | 0.00100 | 1 | 03/05/2024 12:07 | WG2239768 |
| Ethanol | ND | | 0.100 | 1 | 03/05/2024 12:07 | WG2239768 |
| Ethyl tert-butyl ether | ND | | 0.00100 | 1 | 03/05/2024 12:07 | WG2239768 |
| Methyl tert-butyl ether | ND | | 0.00100 | 1 | 03/05/2024 12:07 | WG2239768 |
| tert-Butyl alcohol | ND | | 0.00500 | 1 | 03/05/2024 12:07 | WG2239768 |
| tert-Amyl Methyl Ether | ND | | 0.00100 | 1 | 03/05/2024 12:07 | WG2239768 |
| *(S) Toluene-d8* | *119* | | *80.0-120* | | *03/05/2024 12:07* | WG2239768 |
| *(S) 4-Bromofluorobenzene* | *105* | | *77.0-126* | | *03/05/2024 12:07* | WG2239768 |
| *(S) 1,2-Dichloroethane-d4* | *106* | | *70.0-130* | | *03/05/2024 12:07* | WG2239768 |

Company Name/Address:
**Kinder Morgan - Rocklin, CA-AZ Work**

410 N.44th Street
Suite 1000
Phoenix. AZ 85008

Billing Information:
Accounts Payable- Alan Van Antwerp
9950 SAN DIEGO MISSION RD.
SAN DIEGO, CA 92108

Pres Chk

Report to: Bob Forsberg

Email To: bob.forsberg@arcadis-us.com;sascha.arnold@arcadis.com

Project Description: KMEP Silvercroft Wash

City/State Collected: TUCSON/AZ

Please Circle: PT (MT) CT ET

Phone: 602-438-0883

Client Project # ~~30179444.01~~ 30207116

Lab Project # KINARCPAZ-SILVERCROF

Collected by (print): MS/SKA

Site/Facility ID # SILVERCROFT WASH

P.O. # WD1046679

Collected by (signature):

Immediately Packed on Ice N ___ Y X

*Rush?* (Lab MUST Be Notified)
___ Same Day ___ Five Day
___ Next Day ___ 5 Day (Rad Only)
___ Two Day ___ 10 Day (Rad Only)
___ Three Day

Date Results Needed: STD TAT

Quote #

Analysis / Container / Preservative

| Sample ID | Comp/Grab | Matrix * | Depth | Date | Time | No. of Cntrs | *NO2,NO3,SO4 125mlHDPE-NoPres | EEM RSK175 40mlAmb HCl | HOLD - NO2+NO3 250mlHDPE-H2SO4 <2 | TDS 1L-HDPE NoPres | Total Fe 6010 250mlHDPE-HNO3 <2 | VOCs+OXYs 8260 40mlAmb-HCl | Remarks | Sample # (lab only) |
|---|---|---|---|---|---|---|---|---|---|---|---|---|---|---|
| MW-30 | GRAB | GW | 155' | 03-04-2024 | 1120 | 18 | X | X | X | X | X | X | RUN MS/MSD | -01 |
| MW-22 | " | GW | 155' | " | 1215 | 9 | X | X | X | X | X | X | | -02 |
| MW-21 | " | GW | 155' | " | 1301 | 9 | X | X | X | X | X | X | | -03 |
| MW-20 | " | GW | 156' | " | 1355 | 9 | X | X | X | X | X | X | | -04 |
| | | GW | | | | | | | | | | | | |
| | | GW | | | | | | | | | | | | |
| | | GW | | | | | | | | | | | | |
| | | GW | | | | | | | | | | | | |
| | | GW | | | | | | | | | | | | |
| TRIP BLANK | GRAB | GW | — | 03-04-2024 | — | 2 | | | | | | X | | -05 |

Chain of Custody Page 1 of 1

Pace
PEOPLE ADVANCING SCIENCE

MT JULIET, TN
12065 Lebanon Rd Mount Juliet, TN 37122
Submitting a sample via this chain of custody constitutes acknowledgment and acceptance of the Pace Terms and Conditions found at: https://info.pacelabs.com/hubfs/pas-standard-terms.pdf

SDG # L1711557

D059

Acctnum: KINARCPAZ
Template: T190237
Prelogin: P1053889
PM: 110 - Brian Ford
PB:

Shipped Via:

* Matrix:
SS - Soil AIR - Air F - Filter
GW - Groundwater B - Bioassay
WW - WasteWater
DW - Drinking Water
OT - Other_____

Remarks: *NO2,NO3 have a 48 hour holding time.

SHIP VIA FEDEX

pH _____ Temp _____

Flow _____ Other _____

Samples returned via: __ UPS __ FedEx __ Courier _____

Tracking # 7155 0301 9551

Sample Receipt Checklist

| | | |
|---|---|---|
| COC Seal Present/Intact: | NP | Y N |
| COC Signed/Accurate: | | Y N |
| Bottles arrive intact: | | Y N |
| Correct bottles used: | | Y N |
| Sufficient volume sent: | | Y N |
| If Applicable | | |
| VOA Zero Headspace: | | Y N |
| Preservation Correct/Checked: | | Y N |
| RAD Screen <0.5 mR/hr: | | Y N |

| Relinquished by : (Signature) | Date: | Time: | Received by: (Signature) | Trip Blank Received: (Yes) / No HCL / MeoH TBR |
|---|---|---|---|---|
| | 03-04-2024 | 1515 | SHIP-N-MAIL | 2 |
| Relinquished by : (Signature) | Date: | Time: | Received by: (Signature) | Temp: MS+G °C 1.6+0=1.6 Bottles Received: 45 |
| Relinquished by : (Signature) | Date: | Time: | Received for lab by: (Signature) | Date: 03/5/24 Time: 0900 |

PH-10BDH5021 TRC-23E2[illegible]
CR6-20221V

Date/Time

Hold:

Condition: NCF / (OK)

## Gravimetric Analysis by Method 2540 C-2011

| Analyte | Result mg/l | Qualifier | RDL mg/l | Dilution | Analysis date / time | Batch |
|---|---|---|---|---|---|---|
| Dissolved Solids | 578 | | 10.0 | 1 | 03/10/2024 11:28 | WG2242150 |

## Wet Chemistry by Method 9056A

| Analyte | Result mg/l | Qualifier | RDL mg/l | Dilution | Analysis date / time | Batch |
|---|---|---|---|---|---|---|
| Nitrate | 3.28 | | 0.100 | 1 | 03/05/2024 18:06 | WG2239630 |
| Nitrite | ND | | 0.100 | 1 | 03/05/2024 18:06 | WG2239630 |
| Sulfate | 171 | M3 | 5.00 | 1 | 03/05/2024 18:06 | WG2239630 |

## Metals (ICP) by Method 6010D

| Analyte | Result mg/l | Qualifier | RDL mg/l | Dilution | Analysis date / time | Batch |
|---|---|---|---|---|---|---|
| Iron | ND | | 0.100 | 1 | 03/08/2024 16:16 | WG2240542 |

## Volatile Organic Compounds (GC) by Method RSK175

| Analyte | Result mg/l | Qualifier | RDL mg/l | Dilution | Analysis date / time | Batch |
|---|---|---|---|---|---|---|
| Methane | ND | | 0.0100 | 1 | 03/06/2024 11:27 | WG2240518 |
| Ethane | ND | | 0.0130 | 1 | 03/06/2024 11:27 | WG2240518 |
| Ethene | ND | | 0.0130 | 1 | 03/06/2024 11:27 | WG2240518 |

## Volatile Organic Compounds (GC/MS) by Method 8260B

| Analyte | Result mg/l | Qualifier | RDL mg/l | Dilution | Analysis date / time | Batch |
|---|---|---|---|---|---|---|
| Acetone | ND | | 0.0500 | 1 | 03/06/2024 12:26 | WG2240594 |
| Acrylonitrile | ND | | 0.0100 | 1 | 03/06/2024 12:26 | WG2240594 |
| Benzene | ND | | 0.00100 | 1 | 03/06/2024 12:26 | WG2240594 |
| Bromobenzene | ND | | 0.00100 | 1 | 03/06/2024 12:26 | WG2240594 |
| Bromochloromethane | ND | | 0.00100 | 1 | 03/06/2024 12:26 | WG2240594 |
| Bromodichloromethane | ND | | 0.00100 | 1 | 03/06/2024 12:26 | WG2240594 |
| Bromoform | ND | | 0.00100 | 1 | 03/06/2024 12:26 | WG2240594 |
| Bromomethane | ND | | 0.00500 | 1 | 03/06/2024 12:26 | WG2240594 |
| n-Butylbenzene | ND | UJ L2 | 0.00100 | 1 | 03/06/2024 12:26 | WG2240594 |
| sec-Butylbenzene | ND | | 0.00100 | 1 | 03/06/2024 12:26 | WG2240594 |
| tert-Butylbenzene | ND | | 0.00100 | 1 | 03/06/2024 12:26 | WG2240594 |
| Carbon tetrachloride | ND | | 0.00100 | 1 | 03/06/2024 12:26 | WG2240594 |
| Carbon disulfide | ND | | 0.00100 | 1 | 03/06/2024 12:26 | WG2240594 |
| Chlorobenzene | ND | | 0.00100 | 1 | 03/06/2024 12:26 | WG2240594 |
| Chlorodibromomethane | ND | | 0.00100 | 1 | 03/06/2024 12:26 | WG2240594 |
| Chloroethane | ND | | 0.00500 | 1 | 03/06/2024 12:26 | WG2240594 |
| Chloroform | ND | | 0.00500 | 1 | 03/06/2024 12:26 | WG2240594 |
| Chloromethane | ND | | 0.00250 | 1 | 03/06/2024 12:26 | WG2240594 |
| 1,2-Dibromo-3-Chloropropane | ND | | 0.00500 | 1 | 03/06/2024 12:26 | WG2240594 |
| 1,2-Dibromoethane | ND | | 0.00100 | 1 | 03/06/2024 12:26 | WG2240594 |
| Dibromomethane | ND | | 0.00100 | 1 | 03/06/2024 12:26 | WG2240594 |
| 1,2-Dichlorobenzene | ND | | 0.00100 | 1 | 03/06/2024 12:26 | WG2240594 |
| 1,3-Dichlorobenzene | ND | | 0.00100 | 1 | 03/06/2024 12:26 | WG2240594 |
| 1,4-Dichlorobenzene | ND | | 0.00100 | 1 | 03/06/2024 12:26 | WG2240594 |
| trans-1,4-Dichloro-2-butene | ND | | 0.00250 | 1 | 03/06/2024 12:26 | WG2240594 |
| Dichlorodifluoromethane | ND | | 0.00500 | 1 | 03/06/2024 12:26 | WG2240594 |
| 1,1-Dichloroethane | ND | | 0.00100 | 1 | 03/06/2024 12:26 | WG2240594 |
| 1,2-Dichloroethane | ND | | 0.00100 | 1 | 03/06/2024 12:26 | WG2240594 |
| 1,1-Dichloroethene | ND | | 0.00100 | 1 | 03/06/2024 12:26 | WG2240594 |
| cis-1,2-Dichloroethene | ND | | 0.00100 | 1 | 03/06/2024 12:26 | WG2240594 |

## Volatile Organic Compounds (GC/MS) by Method 8260B

| Analyte | Result mg/l | Qualifier | RDL mg/l | Dilution | Analysis date / time | Batch |
|---|---|---|---|---|---|---|
| trans-1,2-Dichloroethene | ND | | 0.00100 | 1 | 03/06/2024 12:26 | WG2240594 |
| 1,2-Dichloropropane | ND | | 0.00100 | 1 | 03/06/2024 12:26 | WG2240594 |
| cis-1,3-Dichloropropene | ND | | 0.00100 | 1 | 03/06/2024 12:26 | WG2240594 |
| trans-1,3-Dichloropropene | ND | | 0.00100 | 1 | 03/06/2024 12:26 | WG2240594 |
| Ethylbenzene | ND | | 0.00100 | 1 | 03/06/2024 12:26 | WG2240594 |
| Hexachloro-1,3-butadiene | ND | | 0.00100 | 1 | 03/06/2024 12:26 | WG2240594 |
| 2-Hexanone | ND | | 0.0100 | 1 | 03/06/2024 12:26 | WG2240594 |
| 2-Butanone (MEK) | ND | | 0.0100 | 1 | 03/06/2024 12:26 | WG2240594 |
| Iodomethane | ND | | 0.0100 | 1 | 03/06/2024 12:26 | WG2240594 |
| Methylene Chloride | ND | | 0.00500 | 1 | 03/06/2024 12:26 | WG2240594 |
| 4-Methyl-2-pentanone (MIBK) | ND | | 0.0100 | 1 | 03/06/2024 12:26 | WG2240594 |
| Naphthalene | ND | | 0.00500 | 1 | 03/06/2024 12:26 | WG2240594 |
| n-Propylbenzene | ND | | 0.00100 | 1 | 03/06/2024 12:26 | WG2240594 |
| Styrene | ND | | 0.00100 | 1 | 03/06/2024 12:26 | WG2240594 |
| 1,1,1,2-Tetrachloroethane | ND | | 0.00100 | 1 | 03/06/2024 12:26 | WG2240594 |
| 1,1,2,2-Tetrachloroethane | ND | | 0.00100 | 1 | 03/06/2024 12:26 | WG2240594 |
| 1,1,2-Trichlorotrifluoroethane | ND | | 0.00100 | 1 | 03/06/2024 12:26 | WG2240594 |
| Tetrachloroethene | ND | | 0.00100 | 1 | 03/06/2024 12:26 | WG2240594 |
| Toluene | ND | | 0.00100 | 1 | 03/06/2024 12:26 | WG2240594 |
| 1,2,4-Trichlorobenzene | ND | | 0.00100 | 1 | 03/06/2024 12:26 | WG2240594 |
| 1,1,1-Trichloroethane | ND | | 0.00100 | 1 | 03/06/2024 12:26 | WG2240594 |
| 1,1,2-Trichloroethane | ND | | 0.00100 | 1 | 03/06/2024 12:26 | WG2240594 |
| Trichloroethene | ND | | 0.00100 | 1 | 03/06/2024 12:26 | WG2240594 |
| Trichlorofluoromethane | ND | | 0.00500 | 1 | 03/06/2024 12:26 | WG2240594 |
| 1,2,3-Trichloropropane | ND | | 0.00250 | 1 | 03/06/2024 12:26 | WG2240594 |
| 1,2,4-Trimethylbenzene | ND | | 0.00100 | 1 | 03/06/2024 12:26 | WG2240594 |
| 1,3,5-Trimethylbenzene | ND | | 0.00100 | 1 | 03/06/2024 12:26 | WG2240594 |
| Vinyl acetate | ND | | 0.0100 | 1 | 03/06/2024 12:26 | WG2240594 |
| Vinyl chloride | ND | | 0.00100 | 1 | 03/06/2024 12:26 | WG2240594 |
| Xylenes, Total | ND | | 0.00300 | 1 | 03/06/2024 12:26 | WG2240594 |
| Di-isopropyl ether | ND | | 0.00100 | 1 | 03/06/2024 12:26 | WG2240594 |
| Ethanol | ND | | 0.100 | 1 | 03/06/2024 12:26 | WG2240594 |
| Ethyl tert-butyl ether | ND | | 0.00100 | 1 | 03/06/2024 12:26 | WG2240594 |
| Methyl tert-butyl ether | ND | | 0.00100 | 1 | 03/06/2024 12:26 | WG2240594 |
| tert-Butyl alcohol | ND | | 0.00500 | 1 | 03/06/2024 12:26 | WG2240594 |
| tert-Amyl Methyl Ether | ND | | 0.00100 | 1 | 03/06/2024 12:26 | WG2240594 |
| *(S) Toluene-d8* | *101* | | *80.0-120* | | *03/06/2024 12:26* | WG2240594 |
| *(S) 4-Bromofluorobenzene* | *99.0* | | *77.0-126* | | *03/06/2024 12:26* | WG2240594 |
| *(S) 1,2-Dichloroethane-d4* | *96.5* | | *70.0-130* | | *03/06/2024 12:26* | WG2240594 |

1 Cp
2 Tc
3 Ss
4 Cn
5 Sr
6 Qc
7 Is
8 Gl
9 Al
10 Sc

## Gravimetric Analysis by Method 2540 C-2011

| Analyte | Result mg/l | Qualifier | RDL mg/l | Dilution | Analysis date / time | Batch |
|---|---|---|---|---|---|---|
| Dissolved Solids | 633 | | 13.3 | 1 | 03/10/2024 11:28 | WG2242150 |

## Wet Chemistry by Method 9056A

| Analyte | Result mg/l | Qualifier | RDL mg/l | Dilution | Analysis date / time | Batch |
|---|---|---|---|---|---|---|
| Nitrate | 4.06 | | 0.100 | 1 | 03/05/2024 18:56 | WG2239630 |
| Nitrite | ND | | 0.100 | 1 | 03/05/2024 18:56 | WG2239630 |
| Sulfate | 213 | | 25.0 | 5 | 03/05/2024 19:09 | WG2239630 |

## Metals (ICP) by Method 6010D

| Analyte | Result mg/l | Qualifier | RDL mg/l | Dilution | Analysis date / time | Batch |
|---|---|---|---|---|---|---|
| Iron | 0.118 | | 0.100 | 1 | 03/08/2024 16:30 | WG2240542 |

## Volatile Organic Compounds (GC) by Method RSK175

| Analyte | Result mg/l | Qualifier | RDL mg/l | Dilution | Analysis date / time | Batch |
|---|---|---|---|---|---|---|
| Methane | ND | | 0.0100 | 1 | 03/06/2024 11:30 | WG2240518 |
| Ethane | ND | | 0.0130 | 1 | 03/06/2024 11:30 | WG2240518 |
| Ethene | ND | | 0.0130 | 1 | 03/06/2024 11:30 | WG2240518 |

## Volatile Organic Compounds (GC/MS) by Method 8260B

| Analyte | Result mg/l | Qualifier | RDL mg/l | Dilution | Analysis date / time | Batch |
|---|---|---|---|---|---|---|
| Acetone | ND | | 0.0500 | 1 | 03/06/2024 12:47 | WG2240594 |
| Acrylonitrile | ND | | 0.0100 | 1 | 03/06/2024 12:47 | WG2240594 |
| Benzene | ND | | 0.00100 | 1 | 03/06/2024 12:47 | WG2240594 |
| Bromobenzene | ND | | 0.00100 | 1 | 03/06/2024 12:47 | WG2240594 |
| Bromochloromethane | ND | | 0.00100 | 1 | 03/06/2024 12:47 | WG2240594 |
| Bromodichloromethane | ND | | 0.00100 | 1 | 03/06/2024 12:47 | WG2240594 |
| Bromoform | ND | | 0.00100 | 1 | 03/06/2024 12:47 | WG2240594 |
| Bromomethane | ND | | 0.00500 | 1 | 03/06/2024 12:47 | WG2240594 |
| n-Butylbenzene | ND | UJ L2 | 0.00100 | 1 | 03/06/2024 12:47 | WG2240594 |
| sec-Butylbenzene | ND | | 0.00100 | 1 | 03/06/2024 12:47 | WG2240594 |
| tert-Butylbenzene | ND | | 0.00100 | 1 | 03/06/2024 12:47 | WG2240594 |
| Carbon tetrachloride | ND | | 0.00100 | 1 | 03/06/2024 12:47 | WG2240594 |
| Carbon disulfide | ND | | 0.00100 | 1 | 03/06/2024 12:47 | WG2240594 |
| Chlorobenzene | ND | | 0.00100 | 1 | 03/06/2024 12:47 | WG2240594 |
| Chlorodibromomethane | ND | | 0.00100 | 1 | 03/06/2024 12:47 | WG2240594 |
| Chloroethane | ND | | 0.00500 | 1 | 03/06/2024 12:47 | WG2240594 |
| Chloroform | ND | | 0.00500 | 1 | 03/06/2024 12:47 | WG2240594 |
| Chloromethane | ND | | 0.00250 | 1 | 03/06/2024 12:47 | WG2240594 |
| 1,2-Dibromo-3-Chloropropane | ND | | 0.00500 | 1 | 03/06/2024 12:47 | WG2240594 |
| 1,2-Dibromoethane | ND | | 0.00100 | 1 | 03/06/2024 12:47 | WG2240594 |
| Dibromomethane | ND | | 0.00100 | 1 | 03/06/2024 12:47 | WG2240594 |
| 1,2-Dichlorobenzene | ND | | 0.00100 | 1 | 03/06/2024 12:47 | WG2240594 |
| 1,3-Dichlorobenzene | ND | | 0.00100 | 1 | 03/06/2024 12:47 | WG2240594 |
| 1,4-Dichlorobenzene | ND | | 0.00100 | 1 | 03/06/2024 12:47 | WG2240594 |
| trans-1,4-Dichloro-2-butene | ND | | 0.00250 | 1 | 03/06/2024 12:47 | WG2240594 |
| Dichlorodifluoromethane | ND | | 0.00500 | 1 | 03/06/2024 12:47 | WG2240594 |
| 1,1-Dichloroethane | ND | | 0.00100 | 1 | 03/06/2024 12:47 | WG2240594 |
| 1,2-Dichloroethane | ND | | 0.00100 | 1 | 03/06/2024 12:47 | WG2240594 |
| 1,1-Dichloroethene | ND | | 0.00100 | 1 | 03/06/2024 12:47 | WG2240594 |
| cis-1,2-Dichloroethene | ND | | 0.00100 | 1 | 03/06/2024 12:47 | WG2240594 |

## Volatile Organic Compounds (GC/MS) by Method 8260B

| Analyte | Result mg/l | Qualifier | RDL mg/l | Dilution | Analysis date / time | Batch |
|---|---|---|---|---|---|---|
| trans-1,2-Dichloroethene | ND | | 0.00100 | 1 | 03/06/2024 12:47 | WG2240594 |
| 1,2-Dichloropropane | ND | | 0.00100 | 1 | 03/06/2024 12:47 | WG2240594 |
| cis-1,3-Dichloropropene | ND | | 0.00100 | 1 | 03/06/2024 12:47 | WG2240594 |
| trans-1,3-Dichloropropene | ND | | 0.00100 | 1 | 03/06/2024 12:47 | WG2240594 |
| Ethylbenzene | ND | | 0.00100 | 1 | 03/06/2024 12:47 | WG2240594 |
| Hexachloro-1,3-butadiene | ND | | 0.00100 | 1 | 03/06/2024 12:47 | WG2240594 |
| 2-Hexanone | ND | | 0.0100 | 1 | 03/06/2024 12:47 | WG2240594 |
| 2-Butanone (MEK) | ND | | 0.0100 | 1 | 03/06/2024 12:47 | WG2240594 |
| Iodomethane | ND | | 0.0100 | 1 | 03/06/2024 12:47 | WG2240594 |
| Methylene Chloride | ND | | 0.00500 | 1 | 03/06/2024 12:47 | WG2240594 |
| 4-Methyl-2-pentanone (MIBK) | ND | | 0.0100 | 1 | 03/06/2024 12:47 | WG2240594 |
| Naphthalene | ND | | 0.00500 | 1 | 03/06/2024 12:47 | WG2240594 |
| n-Propylbenzene | ND | | 0.00100 | 1 | 03/06/2024 12:47 | WG2240594 |
| Styrene | ND | | 0.00100 | 1 | 03/06/2024 12:47 | WG2240594 |
| 1,1,1,2-Tetrachloroethane | ND | | 0.00100 | 1 | 03/06/2024 12:47 | WG2240594 |
| 1,1,2,2-Tetrachloroethane | ND | | 0.00100 | 1 | 03/06/2024 12:47 | WG2240594 |
| 1,1,2-Trichlorotrifluoroethane | ND | | 0.00100 | 1 | 03/06/2024 12:47 | WG2240594 |
| Tetrachloroethene | ND | | 0.00100 | 1 | 03/06/2024 12:47 | WG2240594 |
| Toluene | ND | | 0.00100 | 1 | 03/06/2024 12:47 | WG2240594 |
| 1,2,4-Trichlorobenzene | ND | | 0.00100 | 1 | 03/06/2024 12:47 | WG2240594 |
| 1,1,1-Trichloroethane | ND | | 0.00100 | 1 | 03/06/2024 12:47 | WG2240594 |
| 1,1,2-Trichloroethane | ND | | 0.00100 | 1 | 03/06/2024 12:47 | WG2240594 |
| Trichloroethene | ND | | 0.00100 | 1 | 03/06/2024 12:47 | WG2240594 |
| Trichlorofluoromethane | ND | | 0.00500 | 1 | 03/06/2024 12:47 | WG2240594 |
| 1,2,3-Trichloropropane | ND | | 0.00250 | 1 | 03/06/2024 12:47 | WG2240594 |
| 1,2,4-Trimethylbenzene | ND | | 0.00100 | 1 | 03/06/2024 12:47 | WG2240594 |
| 1,3,5-Trimethylbenzene | ND | | 0.00100 | 1 | 03/06/2024 12:47 | WG2240594 |
| Vinyl acetate | ND | | 0.0100 | 1 | 03/06/2024 12:47 | WG2240594 |
| Vinyl chloride | ND | | 0.00100 | 1 | 03/06/2024 12:47 | WG2240594 |
| Xylenes, Total | ND | | 0.00300 | 1 | 03/06/2024 12:47 | WG2240594 |
| Di-isopropyl ether | ND | | 0.00100 | 1 | 03/06/2024 12:47 | WG2240594 |
| Ethanol | ND | | 0.100 | 1 | 03/06/2024 12:47 | WG2240594 |
| Ethyl tert-butyl ether | ND | | 0.00100 | 1 | 03/06/2024 12:47 | WG2240594 |
| Methyl tert-butyl ether | ND | | 0.00100 | 1 | 03/06/2024 12:47 | WG2240594 |
| tert-Butyl alcohol | ND | | 0.00500 | 1 | 03/06/2024 12:47 | WG2240594 |
| tert-Amyl Methyl Ether | ND | | 0.00100 | 1 | 03/06/2024 12:47 | WG2240594 |
| *(S) Toluene-d8* | *103* | | *80.0-120* | | *03/06/2024 12:47* | WG2240594 |
| *(S) 4-Bromofluorobenzene* | *98.3* | | *77.0-126* | | *03/06/2024 12:47* | WG2240594 |
| *(S) 1,2-Dichloroethane-d4* | *97.2* | | *70.0-130* | | *03/06/2024 12:47* | WG2240594 |

## Gravimetric Analysis by Method 2540 C-2011

| Analyte | Result mg/l | Qualifier | RDL mg/l | Dilution | Analysis date / time | Batch |
|---|---|---|---|---|---|---|
| Dissolved Solids | 552 | | 10.0 | 1 | 03/10/2024 11:28 | WG2242150 |

## Wet Chemistry by Method 9056A

| Analyte | Result mg/l | Qualifier | RDL mg/l | Dilution | Analysis date / time | Batch |
|---|---|---|---|---|---|---|
| Nitrate | 1.73 | | 0.100 | 1 | 03/05/2024 19:46 | WG2239630 |
| Nitrite | ND | | 0.100 | 1 | 03/05/2024 19:46 | WG2239630 |
| Sulfate | 151 | | 5.00 | 1 | 03/05/2024 19:46 | WG2239630 |

## Metals (ICP) by Method 6010D

| Analyte | Result mg/l | Qualifier | RDL mg/l | Dilution | Analysis date / time | Batch |
|---|---|---|---|---|---|---|
| Iron | 0.297 | | 0.100 | 1 | 03/08/2024 16:31 | WG2240542 |

## Volatile Organic Compounds (GC) by Method RSK175

| Analyte | Result mg/l | Qualifier | RDL mg/l | Dilution | Analysis date / time | Batch |
|---|---|---|---|---|---|---|
| Methane | ND | | 0.0100 | 1 | 03/06/2024 11:33 | WG2240518 |
| Ethane | ND | | 0.0130 | 1 | 03/06/2024 11:33 | WG2240518 |
| Ethene | ND | | 0.0130 | 1 | 03/06/2024 11:33 | WG2240518 |

## Volatile Organic Compounds (GC/MS) by Method 8260B

| Analyte | Result mg/l | Qualifier | RDL mg/l | Dilution | Analysis date / time | Batch |
|---|---|---|---|---|---|---|
| Acetone | ND | | 0.0500 | 1 | 03/06/2024 13:07 | WG2240594 |
| Acrylonitrile | ND | | 0.0100 | 1 | 03/06/2024 13:07 | WG2240594 |
| Benzene | ND | | 0.00100 | 1 | 03/06/2024 13:07 | WG2240594 |
| Bromobenzene | ND | | 0.00100 | 1 | 03/06/2024 13:07 | WG2240594 |
| Bromochloromethane | ND | | 0.00100 | 1 | 03/06/2024 13:07 | WG2240594 |
| Bromodichloromethane | ND | | 0.00100 | 1 | 03/06/2024 13:07 | WG2240594 |
| Bromoform | ND | | 0.00100 | 1 | 03/06/2024 13:07 | WG2240594 |
| Bromomethane | ND | | 0.00500 | 1 | 03/06/2024 13:07 | WG2240594 |
| n-Butylbenzene | ND | UJ L2 | 0.00100 | 1 | 03/06/2024 13:07 | WG2240594 |
| sec-Butylbenzene | ND | | 0.00100 | 1 | 03/06/2024 13:07 | WG2240594 |
| tert-Butylbenzene | ND | | 0.00100 | 1 | 03/06/2024 13:07 | WG2240594 |
| Carbon tetrachloride | ND | | 0.00100 | 1 | 03/06/2024 13:07 | WG2240594 |
| Carbon disulfide | ND | | 0.00100 | 1 | 03/06/2024 13:07 | WG2240594 |
| Chlorobenzene | ND | | 0.00100 | 1 | 03/06/2024 13:07 | WG2240594 |
| Chlorodibromomethane | ND | | 0.00100 | 1 | 03/06/2024 13:07 | WG2240594 |
| Chloroethane | ND | | 0.00500 | 1 | 03/06/2024 13:07 | WG2240594 |
| Chloroform | ND | | 0.00500 | 1 | 03/06/2024 13:07 | WG2240594 |
| Chloromethane | ND | | 0.00250 | 1 | 03/06/2024 13:07 | WG2240594 |
| 1,2-Dibromo-3-Chloropropane | ND | | 0.00500 | 1 | 03/06/2024 13:07 | WG2240594 |
| 1,2-Dibromoethane | ND | | 0.00100 | 1 | 03/06/2024 13:07 | WG2240594 |
| Dibromomethane | ND | | 0.00100 | 1 | 03/06/2024 13:07 | WG2240594 |
| 1,2-Dichlorobenzene | ND | | 0.00100 | 1 | 03/06/2024 13:07 | WG2240594 |
| 1,3-Dichlorobenzene | ND | | 0.00100 | 1 | 03/06/2024 13:07 | WG2240594 |
| 1,4-Dichlorobenzene | ND | | 0.00100 | 1 | 03/06/2024 13:07 | WG2240594 |
| trans-1,4-Dichloro-2-butene | ND | | 0.00250 | 1 | 03/06/2024 13:07 | WG2240594 |
| Dichlorodifluoromethane | ND | | 0.00500 | 1 | 03/06/2024 13:07 | WG2240594 |
| 1,1-Dichloroethane | ND | | 0.00100 | 1 | 03/06/2024 13:07 | WG2240594 |
| 1,2-Dichloroethane | ND | | 0.00100 | 1 | 03/06/2024 13:07 | WG2240594 |
| 1,1-Dichloroethene | ND | | 0.00100 | 1 | 03/06/2024 13:07 | WG2240594 |
| cis-1,2-Dichloroethene | ND | | 0.00100 | 1 | 03/06/2024 13:07 | WG2240594 |

## Volatile Organic Compounds (GC/MS) by Method 8260B

| Analyte | Result mg/l | Qualifier | RDL mg/l | Dilution | Analysis date / time | Batch |
|---|---|---|---|---|---|---|
| trans-1,2-Dichloroethene | ND | | 0.00100 | 1 | 03/06/2024 13:07 | WG2240594 |
| 1,2-Dichloropropane | ND | | 0.00100 | 1 | 03/06/2024 13:07 | WG2240594 |
| cis-1,3-Dichloropropene | ND | | 0.00100 | 1 | 03/06/2024 13:07 | WG2240594 |
| trans-1,3-Dichloropropene | ND | | 0.00100 | 1 | 03/06/2024 13:07 | WG2240594 |
| Ethylbenzene | ND | | 0.00100 | 1 | 03/06/2024 13:07 | WG2240594 |
| Hexachloro-1,3-butadiene | ND | | 0.00100 | 1 | 03/06/2024 13:07 | WG2240594 |
| 2-Hexanone | ND | | 0.0100 | 1 | 03/06/2024 13:07 | WG2240594 |
| 2-Butanone (MEK) | ND | | 0.0100 | 1 | 03/06/2024 13:07 | WG2240594 |
| Iodomethane | ND | | 0.0100 | 1 | 03/06/2024 13:07 | WG2240594 |
| Methylene Chloride | ND | | 0.00500 | 1 | 03/06/2024 13:07 | WG2240594 |
| 4-Methyl-2-pentanone (MIBK) | ND | | 0.0100 | 1 | 03/06/2024 13:07 | WG2240594 |
| Naphthalene | ND | | 0.00500 | 1 | 03/06/2024 13:07 | WG2240594 |
| n-Propylbenzene | ND | | 0.00100 | 1 | 03/06/2024 13:07 | WG2240594 |
| Styrene | ND | | 0.00100 | 1 | 03/06/2024 13:07 | WG2240594 |
| 1,1,1,2-Tetrachloroethane | ND | | 0.00100 | 1 | 03/06/2024 13:07 | WG2240594 |
| 1,1,2,2-Tetrachloroethane | ND | | 0.00100 | 1 | 03/06/2024 13:07 | WG2240594 |
| 1,1,2-Trichlorotrifluoroethane | ND | | 0.00100 | 1 | 03/06/2024 13:07 | WG2240594 |
| Tetrachloroethene | ND | | 0.00100 | 1 | 03/06/2024 13:07 | WG2240594 |
| Toluene | ND | | 0.00100 | 1 | 03/06/2024 13:07 | WG2240594 |
| 1,2,4-Trichlorobenzene | ND | | 0.00100 | 1 | 03/06/2024 13:07 | WG2240594 |
| 1,1,1-Trichloroethane | ND | | 0.00100 | 1 | 03/06/2024 13:07 | WG2240594 |
| 1,1,2-Trichloroethane | ND | | 0.00100 | 1 | 03/06/2024 13:07 | WG2240594 |
| Trichloroethene | ND | | 0.00100 | 1 | 03/06/2024 13:07 | WG2240594 |
| Trichlorofluoromethane | ND | | 0.00500 | 1 | 03/06/2024 13:07 | WG2240594 |
| 1,2,3-Trichloropropane | ND | | 0.00250 | 1 | 03/06/2024 13:07 | WG2240594 |
| 1,2,4-Trimethylbenzene | ND | | 0.00100 | 1 | 03/06/2024 13:07 | WG2240594 |
| 1,3,5-Trimethylbenzene | ND | | 0.00100 | 1 | 03/06/2024 13:07 | WG2240594 |
| Vinyl acetate | ND | | 0.0100 | 1 | 03/06/2024 13:07 | WG2240594 |
| Vinyl chloride | ND | | 0.00100 | 1 | 03/06/2024 13:07 | WG2240594 |
| Xylenes, Total | ND | | 0.00300 | 1 | 03/06/2024 13:07 | WG2240594 |
| Di-isopropyl ether | ND | | 0.00100 | 1 | 03/06/2024 13:07 | WG2240594 |
| Ethanol | ND | | 0.100 | 1 | 03/06/2024 13:07 | WG2240594 |
| Ethyl tert-butyl ether | ND | | 0.00100 | 1 | 03/06/2024 13:07 | WG2240594 |
| Methyl tert-butyl ether | 0.00269 | | 0.00100 | 1 | 03/06/2024 13:07 | WG2240594 |
| tert-Butyl alcohol | 0.0229 | | 0.00500 | 1 | 03/06/2024 13:07 | WG2240594 |
| tert-Amyl Methyl Ether | ND | | 0.00100 | 1 | 03/06/2024 13:07 | WG2240594 |
| *(S) Toluene-d8* | *102* | | *80.0-120* | | *03/06/2024 13:07* | WG2240594 |
| *(S) 4-Bromofluorobenzene* | *98.4* | | *77.0-126* | | *03/06/2024 13:07* | WG2240594 |
| *(S) 1,2-Dichloroethane-d4* | *96.0* | | *70.0-130* | | *03/06/2024 13:07* | WG2240594 |

## Gravimetric Analysis by Method 2540 C-2011

| Analyte | Result mg/l | Qualifier | RDL mg/l | Dilution | Analysis date / time | Batch |
|---|---|---|---|---|---|---|
| Dissolved Solids | 715 | | 13.3 | 1 | 03/10/2024 11:28 | WG2242150 |

## Wet Chemistry by Method 9056A

| Analyte | Result mg/l | Qualifier | RDL mg/l | Dilution | Analysis date / time | Batch |
|---|---|---|---|---|---|---|
| Nitrate | 4.71 | | 0.100 | 1 | 03/05/2024 20:12 | WG2239630 |
| Nitrite | ND | | 0.100 | 1 | 03/05/2024 20:12 | WG2239630 |
| Sulfate | 288 | | 25.0 | 5 | 03/05/2024 20:24 | WG2239630 |

## Metals (ICP) by Method 6010D

| Analyte | Result mg/l | Qualifier | RDL mg/l | Dilution | Analysis date / time | Batch |
|---|---|---|---|---|---|---|
| Iron | ND | | 0.100 | 1 | 03/08/2024 16:33 | WG2240542 |

## Volatile Organic Compounds (GC) by Method RSK175

| Analyte | Result mg/l | Qualifier | RDL mg/l | Dilution | Analysis date / time | Batch |
|---|---|---|---|---|---|---|
| Methane | ND | | 0.0100 | 1 | 03/06/2024 11:35 | WG2240518 |
| Ethane | ND | | 0.0130 | 1 | 03/06/2024 11:35 | WG2240518 |
| Ethene | ND | | 0.0130 | 1 | 03/06/2024 11:35 | WG2240518 |

## Volatile Organic Compounds (GC/MS) by Method 8260B

| Analyte | Result mg/l | Qualifier | RDL mg/l | Dilution | Analysis date / time | Batch |
|---|---|---|---|---|---|---|
| Acetone | ND | | 0.0500 | 1 | 03/06/2024 13:28 | WG2240594 |
| Acrylonitrile | ND | | 0.0100 | 1 | 03/06/2024 13:28 | WG2240594 |
| Benzene | ND | | 0.00100 | 1 | 03/06/2024 13:28 | WG2240594 |
| Bromobenzene | ND | | 0.00100 | 1 | 03/06/2024 13:28 | WG2240594 |
| Bromochloromethane | ND | | 0.00100 | 1 | 03/06/2024 13:28 | WG2240594 |
| Bromodichloromethane | ND | | 0.00100 | 1 | 03/06/2024 13:28 | WG2240594 |
| Bromoform | ND | | 0.00100 | 1 | 03/06/2024 13:28 | WG2240594 |
| Bromomethane | ND | | 0.00500 | 1 | 03/06/2024 13:28 | WG2240594 |
| n-Butylbenzene | ND | UJ L2 | 0.00100 | 1 | 03/06/2024 13:28 | WG2240594 |
| sec-Butylbenzene | ND | | 0.00100 | 1 | 03/06/2024 13:28 | WG2240594 |
| tert-Butylbenzene | ND | | 0.00100 | 1 | 03/06/2024 13:28 | WG2240594 |
| Carbon tetrachloride | ND | | 0.00100 | 1 | 03/06/2024 13:28 | WG2240594 |
| Carbon disulfide | ND | | 0.00100 | 1 | 03/06/2024 13:28 | WG2240594 |
| Chlorobenzene | ND | | 0.00100 | 1 | 03/06/2024 13:28 | WG2240594 |
| Chlorodibromomethane | ND | | 0.00100 | 1 | 03/06/2024 13:28 | WG2240594 |
| Chloroethane | ND | | 0.00500 | 1 | 03/06/2024 13:28 | WG2240594 |
| Chloroform | ND | | 0.00500 | 1 | 03/06/2024 13:28 | WG2240594 |
| Chloromethane | ND | | 0.00250 | 1 | 03/06/2024 13:28 | WG2240594 |
| 1,2-Dibromo-3-Chloropropane | ND | | 0.00500 | 1 | 03/06/2024 13:28 | WG2240594 |
| 1,2-Dibromoethane | ND | | 0.00100 | 1 | 03/06/2024 13:28 | WG2240594 |
| Dibromomethane | ND | | 0.00100 | 1 | 03/06/2024 13:28 | WG2240594 |
| 1,2-Dichlorobenzene | ND | | 0.00100 | 1 | 03/06/2024 13:28 | WG2240594 |
| 1,3-Dichlorobenzene | ND | | 0.00100 | 1 | 03/06/2024 13:28 | WG2240594 |
| 1,4-Dichlorobenzene | ND | | 0.00100 | 1 | 03/06/2024 13:28 | WG2240594 |
| trans-1,4-Dichloro-2-butene | ND | | 0.00250 | 1 | 03/06/2024 13:28 | WG2240594 |
| Dichlorodifluoromethane | ND | | 0.00500 | 1 | 03/06/2024 13:28 | WG2240594 |
| 1,1-Dichloroethane | ND | | 0.00100 | 1 | 03/06/2024 13:28 | WG2240594 |
| 1,2-Dichloroethane | ND | | 0.00100 | 1 | 03/06/2024 13:28 | WG2240594 |
| 1,1-Dichloroethene | ND | | 0.00100 | 1 | 03/06/2024 13:28 | WG2240594 |
| cis-1,2-Dichloroethene | ND | | 0.00100 | 1 | 03/06/2024 13:28 | WG2240594 |

## Volatile Organic Compounds (GC/MS) by Method 8260B

| Analyte | Result mg/l | Qualifier | RDL mg/l | Dilution | Analysis date / time | Batch |
|---|---|---|---|---|---|---|
| trans-1,2-Dichloroethene | ND | | 0.00100 | 1 | 03/06/2024 13:28 | WG2240594 |
| 1,2-Dichloropropane | ND | | 0.00100 | 1 | 03/06/2024 13:28 | WG2240594 |
| cis-1,3-Dichloropropene | ND | | 0.00100 | 1 | 03/06/2024 13:28 | WG2240594 |
| trans-1,3-Dichloropropene | ND | | 0.00100 | 1 | 03/06/2024 13:28 | WG2240594 |
| Ethylbenzene | ND | | 0.00100 | 1 | 03/06/2024 13:28 | WG2240594 |
| Hexachloro-1,3-butadiene | ND | | 0.00100 | 1 | 03/06/2024 13:28 | WG2240594 |
| 2-Hexanone | ND | | 0.0100 | 1 | 03/06/2024 13:28 | WG2240594 |
| 2-Butanone (MEK) | ND | | 0.0100 | 1 | 03/06/2024 13:28 | WG2240594 |
| Iodomethane | ND | | 0.0100 | 1 | 03/06/2024 13:28 | WG2240594 |
| Methylene Chloride | ND | | 0.00500 | 1 | 03/06/2024 13:28 | WG2240594 |
| 4-Methyl-2-pentanone (MIBK) | ND | | 0.0100 | 1 | 03/06/2024 13:28 | WG2240594 |
| Naphthalene | ND | | 0.00500 | 1 | 03/06/2024 13:28 | WG2240594 |
| n-Propylbenzene | ND | | 0.00100 | 1 | 03/06/2024 13:28 | WG2240594 |
| Styrene | ND | | 0.00100 | 1 | 03/06/2024 13:28 | WG2240594 |
| 1,1,1,2-Tetrachloroethane | ND | | 0.00100 | 1 | 03/06/2024 13:28 | WG2240594 |
| 1,1,2,2-Tetrachloroethane | ND | | 0.00100 | 1 | 03/06/2024 13:28 | WG2240594 |
| 1,1,2-Trichlorotrifluoroethane | ND | | 0.00100 | 1 | 03/06/2024 13:28 | WG2240594 |
| Tetrachloroethene | ND | | 0.00100 | 1 | 03/06/2024 13:28 | WG2240594 |
| Toluene | ND | | 0.00100 | 1 | 03/06/2024 13:28 | WG2240594 |
| 1,2,4-Trichlorobenzene | ND | | 0.00100 | 1 | 03/06/2024 13:28 | WG2240594 |
| 1,1,1-Trichloroethane | ND | | 0.00100 | 1 | 03/06/2024 13:28 | WG2240594 |
| 1,1,2-Trichloroethane | ND | | 0.00100 | 1 | 03/06/2024 13:28 | WG2240594 |
| Trichloroethene | ND | | 0.00100 | 1 | 03/06/2024 13:28 | WG2240594 |
| Trichlorofluoromethane | ND | | 0.00500 | 1 | 03/06/2024 13:28 | WG2240594 |
| 1,2,3-Trichloropropane | ND | | 0.00250 | 1 | 03/06/2024 13:28 | WG2240594 |
| 1,2,4-Trimethylbenzene | ND | | 0.00100 | 1 | 03/06/2024 13:28 | WG2240594 |
| 1,3,5-Trimethylbenzene | ND | | 0.00100 | 1 | 03/06/2024 13:28 | WG2240594 |
| Vinyl acetate | ND | | 0.0100 | 1 | 03/06/2024 13:28 | WG2240594 |
| Vinyl chloride | ND | | 0.00100 | 1 | 03/06/2024 13:28 | WG2240594 |
| Xylenes, Total | ND | | 0.00300 | 1 | 03/06/2024 13:28 | WG2240594 |
| Di-isopropyl ether | ND | | 0.00100 | 1 | 03/06/2024 13:28 | WG2240594 |
| Ethanol | ND | | 0.100 | 1 | 03/06/2024 13:28 | WG2240594 |
| Ethyl tert-butyl ether | ND | | 0.00100 | 1 | 03/06/2024 13:28 | WG2240594 |
| Methyl tert-butyl ether | ND | | 0.00100 | 1 | 03/06/2024 13:28 | WG2240594 |
| tert-Butyl alcohol | ND | | 0.00500 | 1 | 03/06/2024 13:28 | WG2240594 |
| tert-Amyl Methyl Ether | ND | | 0.00100 | 1 | 03/06/2024 13:28 | WG2240594 |
| *(S) Toluene-d8* | *103* | | *80.0-120* | | *03/06/2024 13:28* | WG2240594 |
| *(S) 4-Bromofluorobenzene* | *99.2* | | *77.0-126* | | *03/06/2024 13:28* | WG2240594 |
| *(S) 1,2-Dichloroethane-d4* | *98.1* | | *70.0-130* | | *03/06/2024 13:28* | WG2240594 |

## Volatile Organic Compounds (GC/MS) by Method 8260B

| Analyte | Result mg/l | Qualifier | RDL mg/l | Dilution | Analysis date / time | Batch |
|---|---|---|---|---|---|---|
| Acetone | ND | | 0.0500 | 1 | 03/06/2024 10:04 | WG2240594 |
| Acrylonitrile | ND | | 0.0100 | 1 | 03/06/2024 10:04 | WG2240594 |
| Benzene | ND | | 0.00100 | 1 | 03/06/2024 10:04 | WG2240594 |
| Bromobenzene | ND | | 0.00100 | 1 | 03/06/2024 10:04 | WG2240594 |
| Bromochloromethane | ND | | 0.00100 | 1 | 03/06/2024 10:04 | WG2240594 |
| Bromodichloromethane | ND | | 0.00100 | 1 | 03/06/2024 10:04 | WG2240594 |
| Bromoform | ND | | 0.00100 | 1 | 03/06/2024 10:04 | WG2240594 |
| Bromomethane | ND | | 0.00500 | 1 | 03/06/2024 10:04 | WG2240594 |
| n-Butylbenzene | ND | UJ L2 | 0.00100 | 1 | 03/06/2024 10:04 | WG2240594 |
| sec-Butylbenzene | ND | | 0.00100 | 1 | 03/06/2024 10:04 | WG2240594 |
| tert-Butylbenzene | ND | | 0.00100 | 1 | 03/06/2024 10:04 | WG2240594 |
| Carbon tetrachloride | ND | | 0.00100 | 1 | 03/06/2024 10:04 | WG2240594 |
| Carbon disulfide | ND | | 0.00100 | 1 | 03/06/2024 10:04 | WG2240594 |
| Chlorobenzene | ND | | 0.00100 | 1 | 03/06/2024 10:04 | WG2240594 |
| Chlorodibromomethane | ND | | 0.00100 | 1 | 03/06/2024 10:04 | WG2240594 |
| Chloroethane | ND | | 0.00500 | 1 | 03/06/2024 10:04 | WG2240594 |
| Chloroform | ND | | 0.00500 | 1 | 03/06/2024 10:04 | WG2240594 |
| Chloromethane | ND | | 0.00250 | 1 | 03/06/2024 10:04 | WG2240594 |
| 1,2-Dibromo-3-Chloropropane | ND | | 0.00500 | 1 | 03/06/2024 10:04 | WG2240594 |
| 1,2-Dibromoethane | ND | | 0.00100 | 1 | 03/06/2024 10:04 | WG2240594 |
| Dibromomethane | ND | | 0.00100 | 1 | 03/06/2024 10:04 | WG2240594 |
| 1,2-Dichlorobenzene | ND | | 0.00100 | 1 | 03/06/2024 10:04 | WG2240594 |
| 1,3-Dichlorobenzene | ND | | 0.00100 | 1 | 03/06/2024 10:04 | WG2240594 |
| 1,4-Dichlorobenzene | ND | | 0.00100 | 1 | 03/06/2024 10:04 | WG2240594 |
| trans-1,4-Dichloro-2-butene | ND | | 0.00250 | 1 | 03/06/2024 10:04 | WG2240594 |
| Dichlorodifluoromethane | ND | | 0.00500 | 1 | 03/06/2024 10:04 | WG2240594 |
| 1,1-Dichloroethane | ND | | 0.00100 | 1 | 03/06/2024 10:04 | WG2240594 |
| 1,2-Dichloroethane | ND | | 0.00100 | 1 | 03/06/2024 10:04 | WG2240594 |
| 1,1-Dichloroethene | ND | | 0.00100 | 1 | 03/06/2024 10:04 | WG2240594 |
| cis-1,2-Dichloroethene | ND | | 0.00100 | 1 | 03/06/2024 10:04 | WG2240594 |
| trans-1,2-Dichloroethene | ND | | 0.00100 | 1 | 03/06/2024 10:04 | WG2240594 |
| 1,2-Dichloropropane | ND | | 0.00100 | 1 | 03/06/2024 10:04 | WG2240594 |
| cis-1,3-Dichloropropene | ND | | 0.00100 | 1 | 03/06/2024 10:04 | WG2240594 |
| trans-1,3-Dichloropropene | ND | | 0.00100 | 1 | 03/06/2024 10:04 | WG2240594 |
| Ethylbenzene | ND | | 0.00100 | 1 | 03/06/2024 10:04 | WG2240594 |
| Hexachloro-1,3-butadiene | ND | | 0.00100 | 1 | 03/06/2024 10:04 | WG2240594 |
| 2-Hexanone | ND | | 0.0100 | 1 | 03/06/2024 10:04 | WG2240594 |
| 2-Butanone (MEK) | ND | | 0.0100 | 1 | 03/06/2024 10:04 | WG2240594 |
| Iodomethane | ND | | 0.0100 | 1 | 03/06/2024 10:04 | WG2240594 |
| Methylene Chloride | ND | | 0.00500 | 1 | 03/06/2024 10:04 | WG2240594 |
| 4-Methyl-2-pentanone (MIBK) | ND | | 0.0100 | 1 | 03/06/2024 10:04 | WG2240594 |
| Naphthalene | ND | | 0.00500 | 1 | 03/06/2024 10:04 | WG2240594 |
| n-Propylbenzene | ND | | 0.00100 | 1 | 03/06/2024 10:04 | WG2240594 |
| Styrene | ND | | 0.00100 | 1 | 03/06/2024 10:04 | WG2240594 |
| 1,1,1,2-Tetrachloroethane | ND | | 0.00100 | 1 | 03/06/2024 10:04 | WG2240594 |
| 1,1,2,2-Tetrachloroethane | ND | | 0.00100 | 1 | 03/06/2024 10:04 | WG2240594 |
| 1,1,2-Trichlorotrifluoroethane | ND | | 0.00100 | 1 | 03/06/2024 10:04 | WG2240594 |
| Tetrachloroethene | ND | | 0.00100 | 1 | 03/06/2024 10:04 | WG2240594 |
| Toluene | ND | | 0.00100 | 1 | 03/06/2024 10:04 | WG2240594 |
| 1,2,4-Trichlorobenzene | ND | | 0.00100 | 1 | 03/06/2024 10:04 | WG2240594 |
| 1,1,1-Trichloroethane | ND | | 0.00100 | 1 | 03/06/2024 10:04 | WG2240594 |
| 1,1,2-Trichloroethane | ND | | 0.00100 | 1 | 03/06/2024 10:04 | WG2240594 |
| Trichloroethene | ND | | 0.00100 | 1 | 03/06/2024 10:04 | WG2240594 |
| Trichlorofluoromethane | ND | | 0.00500 | 1 | 03/06/2024 10:04 | WG2240594 |
| 1,2,3-Trichloropropane | ND | | 0.00250 | 1 | 03/06/2024 10:04 | WG2240594 |
| 1,2,4-Trimethylbenzene | ND | | 0.00100 | 1 | 03/06/2024 10:04 | WG2240594 |

1 Cp
2 Tc
3 Ss
4 Cn
5 Sr
6 Qc
7 Is
8 Gl
9 Al
10 Sc

## Volatile Organic Compounds (GC/MS) by Method 8260B

| Analyte | Result mg/l | Qualifier | RDL mg/l | Dilution | Analysis date / time | Batch |
|---|---|---|---|---|---|---|
| 1,3,5-Trimethylbenzene | ND | | 0.00100 | 1 | 03/06/2024 10:04 | WG2240594 |
| Vinyl acetate | ND | | 0.0100 | 1 | 03/06/2024 10:04 | WG2240594 |
| Vinyl chloride | ND | | 0.00100 | 1 | 03/06/2024 10:04 | WG2240594 |
| Xylenes, Total | ND | | 0.00300 | 1 | 03/06/2024 10:04 | WG2240594 |
| Di-isopropyl ether | ND | | 0.00100 | 1 | 03/06/2024 10:04 | WG2240594 |
| Ethanol | ND | | 0.100 | 1 | 03/06/2024 10:04 | WG2240594 |
| Ethyl tert-butyl ether | ND | | 0.00100 | 1 | 03/06/2024 10:04 | WG2240594 |
| Methyl tert-butyl ether | ND | | 0.00100 | 1 | 03/06/2024 10:04 | WG2240594 |
| tert-Butyl alcohol | ND | | 0.00500 | 1 | 03/06/2024 10:04 | WG2240594 |
| tert-Amyl Methyl Ether | ND | | 0.00100 | 1 | 03/06/2024 10:04 | WG2240594 |
| *(S) Toluene-d8* | *105* | | *80.0-120* | | *03/06/2024 10:04* | WG2240594 |
| *(S) 4-Bromofluorobenzene* | *101* | | *77.0-126* | | *03/06/2024 10:04* | WG2240594 |
| *(S) 1,2-Dichloroethane-d4* | *95.3* | | *70.0-130* | | *03/06/2024 10:04* | WG2240594 |

Company Name/Address:
**Kinder Morgan - Rocklin, CA-AZ Work**

**410 N.44th Street**
**Suite 1000**
**Phoenix. AZ 85008**

Billing Information:
**Accounts Payable- Alan Van Antwerp**
**9950 SAN DIEGO MISSION RD.**
**SAN DIEGO, CA 92108**

Pres Chk

Report to:
**Bob Forsberg**

Email To: **bob.forsberg@arcadis-us.com;sascha.arnold@arcadis.com**

Project Description:
**KMEP Silvercroft Wash**

City/State Collected: TUCSON/AZ

Please Circle: PT (MT) CT ET

Phone: **602-438-0883**

Client Project #
~~30179444.01~~ 30207116

Lab Project #
**KINARCPAZ-SILVERCROF**

Collected by (print):
MS/SXA

Site/Facility ID #
**SILVERCROFT WASH**

P.O. #
**WD1046679**

Collected by (signature):

Immediately Packed on Ice N ___ Y X

***Rush?*** (Lab MUST Be Notified)
___ Same Day ___ Five Day
___ Next Day ___ 5 Day (Rad Only)
___ Two Day ___ 10 Day (Rad Only)
___ Three Day

Quote #

Date Results Needed: STDTAT

No. of Cntrs

Analysis / Container / Preservative

| Sample ID | Comp/Grab | Matrix * | Depth | Date | Time | No. of Cntrs | *NO2,NO3,SO4 125mlHDPE-NoPres | EEM RSK175 40mlAmb HCl | HOLD - NO2+NO3 250mlHDPE-H2SO4 | TDS 1L-HDPE NoPres | Total Fe 6010 250mlHDPE-HNO3 | VOCs+OXYs 8260 40mlAmb-HCl | Remarks | Sample # (lab only) |
|---|---|---|---|---|---|---|---|---|---|---|---|---|---|---|
| MW-19 | GRAB | GW | 152' | 3-5-2024 | 0900 | 18 | X | X | X | X | X | X | RUN MS/MSD | -01 |
| MW-17 | | GW | 153' | | 0945 | 9 | X | X | X | X | X | X | | -02 |
| MW-17 DUP | | GW | 153' | | 0955 | 9 | X | X | X | X | X | X | | -03 |
| MW-16 | | GW | 158' | | 1105 | 9 | X | X | X | X | X | X | | -04 |
| MW-27 | | GW | 170' | | 1201 | 9 | X | X | X | X | X | X | | -05 |
| MW-26 | | GW | 156' | | 1345 | 9 | X | X | X | X | X | X | | -06 |
| | | GW | | | | | | | | | | | | |
| | | GW | | | | | | | | | | | | |
| EB-2 | — | ~~GW~~ | — | 3-5-2024 | 0915 | 3 | | | | | | X | | -07 |
| TRIP BLANK | — | ~~GW~~ | — | 3-5-2024 | — | 2 | | | | | | X | | -08 |

Chain of Custody Page 1 of 1

Pace
PEOPLE ADVANCING SCIENCE

**MT JULIET, TN**

12065 Lebanon Rd Mount Juliet, TN 37122
Submitting a sample via this chain of custody constitutes acknowledgment and acceptance of the Pace Terms and Conditions found at: https://info.pacelabs.com/hubfs/pas-standard-terms.pdf

L1712246

G083

Acctnum: **KINARCPAZ**
Template: **T190237**
Prelogin: **P1053889**
PM: **110 - Brian Ford**
PB:
Shipped Via:

* Matrix:
**SS** - Soil **AIR** - Air **F** - Filter
**GW** - Groundwater **B** - Bioassay
**WW** - WasteWater
**DW** - Drinking Water
**OT** - Other_____

**Remarks:*NO2,NO3 have a 48 hour holding time.**

"SHIP VIA FEDEX"

pH _____ Temp _____
Flow _____ Other _____

Samples returned via:
__ UPS __ FedEx __ Courier _____

Tracking # 6727 1916 1637

Sample Receipt Checklist
COC Seal Present/Intact: NP Y N
COC Signed/Accurate: Y N
Bottles arrive intact: Y N
Correct bottles used: Y N
Sufficient volume sent: Y N
If Applicable
VOA Zero Headspace: Y N
Preservation Correct/Checked: Y N
RAD Screen <0.5 mR/hr: Y N

| Relinquished by : (Signature) | Date: | Time: | Received by: (Signature) |
|---|---|---|---|
| | 03-05-2024 | 1520 | SHIP-N-MAIL |
| Relinquished by : (Signature) | Date: | Time: | Received by: (Signature) |
| Relinquished by : (Signature) | Date: | Time: | Received for lab by: (Signature) |

Trip Blank Received: Yes / No
HCl / MeoH
TBR
2

Temp: MSA 4.6+0=4.6 °C Bottles Received: 66

Date: 3-6-24 Time: 900

PH-10BDH5021 TRC-2362362
CR6-20221V

Hold:

Condition: NCF / OK

## Gravimetric Analysis by Method 2540 C-2011

| Analyte | Result | Qualifier | RDL | Dilution | Analysis | Batch |
|---|---|---|---|---|---|---|
| | mg/l | | mg/l | | date / time | |
| Dissolved Solids | 596 | | 10.0 | 1 | 03/11/2024 13:20 | WG2243804 |

## Wet Chemistry by Method 9056A

| Analyte | Result | Qualifier | RDL | Dilution | Analysis | Batch |
|---|---|---|---|---|---|---|
| | mg/l | | mg/l | | date / time | |
| Nitrate | ND | M1 | 0.100 | 1 | 03/07/2024 06:43 | WG2241098 |
| Nitrite | 0.338 | | 0.100 | 1 | 03/07/2024 06:43 | WG2241098 |
| Sulfate | 172 | M3 | 5.00 | 1 | 03/07/2024 06:43 | WG2241098 |

## Metals (ICP) by Method 6010D

| Analyte | Result | | Qualifier | RDL | Dilution | Analysis | Batch |
|---|---|---|---|---|---|---|---|
| | mg/l | | | mg/l | | date / time | |
| Iron | 0.112 | UB | B1 | 0.100 | 1 | 03/09/2024 15:48 | WG2242045 |

## Volatile Organic Compounds (GC) by Method RSK175

| Analyte | Result | Qualifier | RDL | Dilution | Analysis | Batch |
|---|---|---|---|---|---|---|
| | mg/l | | mg/l | | date / time | |
| Methane | 0.0170 | | 0.0100 | 1 | 03/09/2024 12:11 | WG2241504 |
| Ethane | ND | | 0.0130 | 1 | 03/09/2024 12:11 | WG2241504 |
| Ethene | ND | | 0.0130 | 1 | 03/09/2024 12:11 | WG2241504 |

## Volatile Organic Compounds (GC/MS) by Method 8260B

| Analyte | Result | | Qualifier | RDL | Dilution | Analysis | Batch |
|---|---|---|---|---|---|---|---|
| | mg/l | | | mg/l | | date / time | |
| Acetone | ND | UJ | R5 | 0.0500 | 1 | 03/09/2024 15:56 | WG2243282 |
| Acrylonitrile | ND | UJ | R5 | 0.0100 | 1 | 03/09/2024 15:56 | WG2243282 |
| Benzene | ND | UJ | R5 | 0.00100 | 1 | 03/09/2024 15:56 | WG2243282 |
| Bromobenzene | ND | UJ | R5 | 0.00100 | 1 | 03/09/2024 15:56 | WG2243282 |
| Bromochloromethane | ND | | | 0.00100 | 1 | 03/09/2024 15:56 | WG2243282 |
| Bromodichloromethane | ND | | | 0.00100 | 1 | 03/09/2024 15:56 | WG2243282 |
| Bromoform | ND | | | 0.00100 | 1 | 03/09/2024 15:56 | WG2243282 |
| Bromomethane | ND | | | 0.00500 | 1 | 03/09/2024 15:56 | WG2243282 |
| n-Butylbenzene | ND | | | 0.00100 | 1 | 03/09/2024 15:56 | WG2243282 |
| sec-Butylbenzene | ND | UJ | R5 | 0.00100 | 1 | 03/09/2024 15:56 | WG2243282 |
| tert-Butylbenzene | ND | UJ | R5 | 0.00100 | 1 | 03/09/2024 15:56 | WG2243282 |
| Carbon tetrachloride | ND | UJ | R5 | 0.00100 | 1 | 03/09/2024 15:56 | WG2243282 |
| Carbon disulfide | ND | UJ | R5 | 0.00100 | 1 | 03/09/2024 15:56 | WG2243282 |
| Chlorobenzene | ND | UJ | R5 | 0.00100 | 1 | 03/09/2024 15:56 | WG2243282 |
| Chlorodibromomethane | ND | | | 0.00100 | 1 | 03/09/2024 15:56 | WG2243282 |
| Chloroethane | ND | UJ | R5 | 0.00500 | 1 | 03/09/2024 15:56 | WG2243282 |
| Chloroform | ND | UJ | R5 | 0.00500 | 1 | 03/09/2024 15:56 | WG2243282 |
| Chloromethane | ND | UJ | R5 | 0.00250 | 1 | 03/09/2024 15:56 | WG2243282 |
| 1,2-Dibromo-3-Chloropropane | ND | | | 0.00500 | 1 | 03/09/2024 15:56 | WG2243282 |
| 1,2-Dibromoethane | ND | | | 0.00100 | 1 | 03/09/2024 15:56 | WG2243282 |
| Dibromomethane | ND | | | 0.00100 | 1 | 03/09/2024 15:56 | WG2243282 |
| 1,2-Dichlorobenzene | ND | | | 0.00100 | 1 | 03/09/2024 15:56 | WG2243282 |
| 1,3-Dichlorobenzene | ND | | | 0.00100 | 1 | 03/09/2024 15:56 | WG2243282 |
| 1,4-Dichlorobenzene | ND | | | 0.00100 | 1 | 03/09/2024 15:56 | WG2243282 |
| trans-1,4-Dichloro-2-butene | ND | | | 0.00250 | 1 | 03/09/2024 15:56 | WG2243282 |
| Dichlorodifluoromethane | ND | UJ | R5 | 0.00500 | 1 | 03/09/2024 15:56 | WG2243282 |
| 1,1-Dichloroethane | ND | UJ | R5 | 0.00100 | 1 | 03/09/2024 15:56 | WG2243282 |
| 1,2-Dichloroethane | ND | | | 0.00100 | 1 | 03/09/2024 15:56 | WG2243282 |
| 1,1-Dichloroethene | ND | UJ | R5 | 0.00100 | 1 | 03/09/2024 15:56 | WG2243282 |
| cis-1,2-Dichloroethene | ND | UJ | R5 | 0.00100 | 1 | 03/09/2024 15:56 | WG2243282 |

1 Cp
2 Tc
3 Ss
4 Cn
5 Sr
6 Qc
7 Is
8 Gl
9 Al
10 Sc

## Volatile Organic Compounds (GC/MS) by Method 8260B

| Analyte | Result mg/l | Qualifier | RDL mg/l | Dilution | Analysis date / time | Batch |
|---|---|---|---|---|---|---|
| trans-1,2-Dichloroethene | ND | UJ R5 | 0.00100 | 1 | 03/09/2024 15:56 | WG2243282 |
| 1,2-Dichloropropane | ND | | 0.00100 | 1 | 03/09/2024 15:56 | WG2243282 |
| cis-1,3-Dichloropropene | ND | | 0.00100 | 1 | 03/09/2024 15:56 | WG2243282 |
| trans-1,3-Dichloropropene | ND | | 0.00100 | 1 | 03/09/2024 15:56 | WG2243282 |
| Ethylbenzene | ND | UJ R5 | 0.00100 | 1 | 03/09/2024 15:56 | WG2243282 |
| Hexachloro-1,3-butadiene | ND | | 0.00100 | 1 | 03/09/2024 15:56 | WG2243282 |
| 2-Hexanone | ND | UJ R5 | 0.0100 | 1 | 03/09/2024 15:56 | WG2243282 |
| 2-Butanone (MEK) | ND | UJ R5 | 0.0100 | 1 | 03/09/2024 15:56 | WG2243282 |
| Iodomethane | ND | UJ R5 | 0.0100 | 1 | 03/09/2024 15:56 | WG2243282 |
| Methylene Chloride | ND | | 0.00500 | 1 | 03/09/2024 15:56 | WG2243282 |
| 4-Methyl-2-pentanone (MIBK) | ND | UJ R5 | 0.0100 | 1 | 03/09/2024 15:56 | WG2243282 |
| Naphthalene | ND | UJ R5 | 0.00500 | 1 | 03/09/2024 15:56 | WG2243282 |
| n-Propylbenzene | ND | UJ R5 | 0.00100 | 1 | 03/09/2024 15:56 | WG2243282 |
| Styrene | ND | | 0.00100 | 1 | 03/09/2024 15:56 | WG2243282 |
| 1,1,1,2-Tetrachloroethane | ND | | 0.00100 | 1 | 03/09/2024 15:56 | WG2243282 |
| 1,1,2,2-Tetrachloroethane | ND | | 0.00100 | 1 | 03/09/2024 15:56 | WG2243282 |
| 1,1,2-Trichlorotrifluoroethane | ND | UJ R5 | 0.00100 | 1 | 03/09/2024 15:56 | WG2243282 |
| Tetrachloroethene | ND | UJ R5 | 0.00100 | 1 | 03/09/2024 15:56 | WG2243282 |
| Toluene | ND | UJ R5 | 0.00100 | 1 | 03/09/2024 15:56 | WG2243282 |
| 1,2,4-Trichlorobenzene | ND | UJ R5 | 0.00100 | 1 | 03/09/2024 15:56 | WG2243282 |
| 1,1,1-Trichloroethane | ND | UJ R5 | 0.00100 | 1 | 03/09/2024 15:56 | WG2243282 |
| 1,1,2-Trichloroethane | ND | | 0.00100 | 1 | 03/09/2024 15:56 | WG2243282 |
| Trichloroethene | ND | UJ R5 | 0.00100 | 1 | 03/09/2024 15:56 | WG2243282 |
| Trichlorofluoromethane | ND | UJ R5 | 0.00500 | 1 | 03/09/2024 15:56 | WG2243282 |
| 1,2,3-Trichloropropane | ND | | 0.00250 | 1 | 03/09/2024 15:56 | WG2243282 |
| 1,2,4-Trimethylbenzene | ND | UJ R5 | 0.00100 | 1 | 03/09/2024 15:56 | WG2243282 |
| 1,3,5-Trimethylbenzene | ND | UJ R5 | 0.00100 | 1 | 03/09/2024 15:56 | WG2243282 |
| Vinyl acetate | ND | | 0.0100 | 1 | 03/09/2024 15:56 | WG2243282 |
| Vinyl chloride | ND | UJ R5 | 0.00100 | 1 | 03/09/2024 15:56 | WG2243282 |
| Xylenes, Total | ND | UJ R5 | 0.00300 | 1 | 03/09/2024 15:56 | WG2243282 |
| Di-isopropyl ether | ND | | 0.00100 | 1 | 03/09/2024 15:56 | WG2243282 |
| Ethanol | ND | UJ R5 | 0.100 | 1 | 03/09/2024 15:56 | WG2243282 |
| Ethyl tert-butyl ether | ND | | 0.00100 | 1 | 03/09/2024 15:56 | WG2243282 |
| Methyl tert-butyl ether | 0.00206 | | 0.00100 | 1 | 03/09/2024 15:56 | WG2243282 |
| tert-Butyl alcohol | 0.00740 | UBJ R5 | 0.00500 | 1 | 03/09/2024 15:56 | WG2243282 |
| tert-Amyl Methyl Ether | ND | | 0.00100 | 1 | 03/09/2024 15:56 | WG2243282 |
| *(S) Toluene-d8* | *96.9* | | *80.0-120* | | *03/09/2024 15:56* | WG2243282 |
| *(S) 4-Bromofluorobenzene* | *90.3* | | *77.0-126* | | *03/09/2024 15:56* | WG2243282 |
| *(S) 1,2-Dichloroethane-d4* | *108* | | *70.0-130* | | *03/09/2024 15:56* | WG2243282 |

## Gravimetric Analysis by Method 2540 C-2011

| Analyte | Result mg/l | Qualifier | RDL mg/l | Dilution | Analysis date / time | Batch |
|---|---|---|---|---|---|---|
| Dissolved Solids | 461 | L2 | 10.0 | 1 | 03/11/2024 13:56 | WG2243802 |

## Wet Chemistry by Method 9056A

| Analyte | Result mg/l | Qualifier | RDL mg/l | Dilution | Analysis date / time | Batch |
|---|---|---|---|---|---|---|
| Nitrate | 3.67 | | 0.100 | 1 | 03/07/2024 07:39 | WG2241098 |
| Nitrite | ND | | 0.100 | 1 | 03/07/2024 07:39 | WG2241098 |
| Sulfate | 113 | | 5.00 | 1 | 03/07/2024 07:39 | WG2241098 |

## Metals (ICP) by Method 6010D

| Analyte | Result mg/l | Qualifier | RDL mg/l | Dilution | Analysis date / time | Batch |
|---|---|---|---|---|---|---|
| Iron | 0.208 | B1 | 0.100 | 1 | 03/09/2024 16:20 | WG2242045 |

## Volatile Organic Compounds (GC) by Method RSK175

| Analyte | Result mg/l | Qualifier | RDL mg/l | Dilution | Analysis date / time | Batch |
|---|---|---|---|---|---|---|
| Methane | ND | | 0.0100 | 1 | 03/09/2024 12:14 | WG2241504 |
| Ethane | ND | | 0.0130 | 1 | 03/09/2024 12:14 | WG2241504 |
| Ethene | ND | | 0.0130 | 1 | 03/09/2024 12:14 | WG2241504 |

## Volatile Organic Compounds (GC/MS) by Method 8260B

| Analyte | Result mg/l | Qualifier | RDL mg/l | Dilution | Analysis date / time | Batch |
|---|---|---|---|---|---|---|
| Acetone | ND | | 0.0500 | 1 | 03/09/2024 16:17 | WG2243282 |
| Acrylonitrile | ND | UJ R5 | 0.0100 | 1 | 03/09/2024 16:17 | WG2243282 |
| Benzene | ND | | 0.00100 | 1 | 03/09/2024 16:17 | WG2243282 |
| Bromobenzene | ND | | 0.00100 | 1 | 03/09/2024 16:17 | WG2243282 |
| Bromochloromethane | ND | | 0.00100 | 1 | 03/09/2024 16:17 | WG2243282 |
| Bromodichloromethane | ND | | 0.00100 | 1 | 03/09/2024 16:17 | WG2243282 |
| Bromoform | ND | | 0.00100 | 1 | 03/09/2024 16:17 | WG2243282 |
| Bromomethane | ND | | 0.00500 | 1 | 03/09/2024 16:17 | WG2243282 |
| n-Butylbenzene | ND | | 0.00100 | 1 | 03/09/2024 16:17 | WG2243282 |
| sec-Butylbenzene | ND | | 0.00100 | 1 | 03/09/2024 16:17 | WG2243282 |
| tert-Butylbenzene | ND | | 0.00100 | 1 | 03/09/2024 16:17 | WG2243282 |
| Carbon tetrachloride | ND | | 0.00100 | 1 | 03/09/2024 16:17 | WG2243282 |
| Carbon disulfide | ND | | 0.00100 | 1 | 03/09/2024 16:17 | WG2243282 |
| Chlorobenzene | ND | | 0.00100 | 1 | 03/09/2024 16:17 | WG2243282 |
| Chlorodibromomethane | ND | | 0.00100 | 1 | 03/09/2024 16:17 | WG2243282 |
| Chloroethane | ND | | 0.00500 | 1 | 03/09/2024 16:17 | WG2243282 |
| Chloroform | ND | | 0.00500 | 1 | 03/09/2024 16:17 | WG2243282 |
| Chloromethane | ND | | 0.00250 | 1 | 03/09/2024 16:17 | WG2243282 |
| 1,2-Dibromo-3-Chloropropane | ND | UJ R7 | 0.00500 | 1 | 03/09/2024 16:17 | WG2243282 |
| 1,2-Dibromoethane | ND | | 0.00100 | 1 | 03/09/2024 16:17 | WG2243282 |
| Dibromomethane | ND | | 0.00100 | 1 | 03/09/2024 16:17 | WG2243282 |
| 1,2-Dichlorobenzene | ND | | 0.00100 | 1 | 03/09/2024 16:17 | WG2243282 |
| 1,3-Dichlorobenzene | ND | | 0.00100 | 1 | 03/09/2024 16:17 | WG2243282 |
| 1,4-Dichlorobenzene | ND | | 0.00100 | 1 | 03/09/2024 16:17 | WG2243282 |
| trans-1,4-Dichloro-2-butene | ND | | 0.00250 | 1 | 03/09/2024 16:17 | WG2243282 |
| Dichlorodifluoromethane | ND | | 0.00500 | 1 | 03/09/2024 16:17 | WG2243282 |
| 1,1-Dichloroethane | ND | | 0.00100 | 1 | 03/09/2024 16:17 | WG2243282 |
| 1,2-Dichloroethane | ND | | 0.00100 | 1 | 03/09/2024 16:17 | WG2243282 |
| 1,1-Dichloroethene | ND | | 0.00100 | 1 | 03/09/2024 16:17 | WG2243282 |
| cis-1,2-Dichloroethene | ND | | 0.00100 | 1 | 03/09/2024 16:17 | WG2243282 |

## Volatile Organic Compounds (GC/MS) by Method 8260B

| Analyte | Result mg/l | Qualifier | RDL mg/l | Dilution | Analysis date / time | Batch |
|---|---|---|---|---|---|---|
| trans-1,2-Dichloroethene | ND | | 0.00100 | 1 | 03/09/2024 16:17 | WG2243282 |
| 1,2-Dichloropropane | ND | | 0.00100 | 1 | 03/09/2024 16:17 | WG2243282 |
| cis-1,3-Dichloropropene | ND | | 0.00100 | 1 | 03/09/2024 16:17 | WG2243282 |
| trans-1,3-Dichloropropene | ND | | 0.00100 | 1 | 03/09/2024 16:17 | WG2243282 |
| Ethylbenzene | ND | | 0.00100 | 1 | 03/09/2024 16:17 | WG2243282 |
| Hexachloro-1,3-butadiene | ND | | 0.00100 | 1 | 03/09/2024 16:17 | WG2243282 |
| 2-Hexanone | ND | UJ R5 | 0.0100 | 1 | 03/09/2024 16:17 | WG2243282 |
| 2-Butanone (MEK) | ND | | 0.0100 | 1 | 03/09/2024 16:17 | WG2243282 |
| Iodomethane | ND | | 0.0100 | 1 | 03/09/2024 16:17 | WG2243282 |
| Methylene Chloride | ND | | 0.00500 | 1 | 03/09/2024 16:17 | WG2243282 |
| 4-Methyl-2-pentanone (MIBK) | ND | | 0.0100 | 1 | 03/09/2024 16:17 | WG2243282 |
| Naphthalene | ND | | 0.00500 | 1 | 03/09/2024 16:17 | WG2243282 |
| n-Propylbenzene | ND | | 0.00100 | 1 | 03/09/2024 16:17 | WG2243282 |
| Styrene | ND | | 0.00100 | 1 | 03/09/2024 16:17 | WG2243282 |
| 1,1,1,2-Tetrachloroethane | ND | | 0.00100 | 1 | 03/09/2024 16:17 | WG2243282 |
| 1,1,2,2-Tetrachloroethane | ND | | 0.00100 | 1 | 03/09/2024 16:17 | WG2243282 |
| 1,1,2-Trichlorotrifluoroethane | ND | | 0.00100 | 1 | 03/09/2024 16:17 | WG2243282 |
| Tetrachloroethene | ND | | 0.00100 | 1 | 03/09/2024 16:17 | WG2243282 |
| Toluene | ND | | 0.00100 | 1 | 03/09/2024 16:17 | WG2243282 |
| 1,2,4-Trichlorobenzene | ND | | 0.00100 | 1 | 03/09/2024 16:17 | WG2243282 |
| 1,1,1-Trichloroethane | ND | | 0.00100 | 1 | 03/09/2024 16:17 | WG2243282 |
| 1,1,2-Trichloroethane | ND | | 0.00100 | 1 | 03/09/2024 16:17 | WG2243282 |
| Trichloroethene | ND | | 0.00100 | 1 | 03/09/2024 16:17 | WG2243282 |
| Trichlorofluoromethane | ND | | 0.00500 | 1 | 03/09/2024 16:17 | WG2243282 |
| 1,2,3-Trichloropropane | ND | | 0.00250 | 1 | 03/09/2024 16:17 | WG2243282 |
| 1,2,4-Trimethylbenzene | ND | | 0.00100 | 1 | 03/09/2024 16:17 | WG2243282 |
| 1,3,5-Trimethylbenzene | ND | | 0.00100 | 1 | 03/09/2024 16:17 | WG2243282 |
| Vinyl acetate | ND | | 0.0100 | 1 | 03/09/2024 16:17 | WG2243282 |
| Vinyl chloride | ND | | 0.00100 | 1 | 03/09/2024 16:17 | WG2243282 |
| Xylenes, Total | ND | | 0.00300 | 1 | 03/09/2024 16:17 | WG2243282 |
| Di-isopropyl ether | ND | | 0.00100 | 1 | 03/09/2024 16:17 | WG2243282 |
| Ethanol | ND | | 0.100 | 1 | 03/09/2024 16:17 | WG2243282 |
| Ethyl tert-butyl ether | ND | | 0.00100 | 1 | 03/09/2024 16:17 | WG2243282 |
| Methyl tert-butyl ether | ND | | 0.00100 | 1 | 03/09/2024 16:17 | WG2243282 |
| tert-Butyl alcohol | ND | | 0.00500 | 1 | 03/09/2024 16:17 | WG2243282 |
| tert-Amyl Methyl Ether | ND | | 0.00100 | 1 | 03/09/2024 16:17 | WG2243282 |
| *(S) Toluene-d8* | *98.4* | | *80.0-120* | | *03/09/2024 16:17* | WG2243282 |
| *(S) 4-Bromofluorobenzene* | *93.1* | | *77.0-126* | | *03/09/2024 16:17* | WG2243282 |
| *(S) 1,2-Dichloroethane-d4* | *110* | | *70.0-130* | | *03/09/2024 16:17* | WG2243282 |

## Gravimetric Analysis by Method 2540 C-2011

| Analyte | Result mg/l | Qualifier | RDL mg/l | Dilution | Analysis date / time | Batch |
|---|---|---|---|---|---|---|
| Dissolved Solids | 467 | ~~L2~~ | 10.0 | 1 | 03/11/2024 13:56 | WG2243802 |

## Wet Chemistry by Method 9056A

| Analyte | Result mg/l | Qualifier | RDL mg/l | Dilution | Analysis date / time | Batch |
|---|---|---|---|---|---|---|
| Nitrate | 3.65 | | 0.100 | 1 | 03/07/2024 08:13 | WG2241098 |
| Nitrite | ND | | 0.100 | 1 | 03/07/2024 08:13 | WG2241098 |
| Sulfate | 113 | | 5.00 | 1 | 03/07/2024 08:13 | WG2241098 |

## Metals (ICP) by Method 6010D

| Analyte | Result mg/l | Qualifier | RDL mg/l | Dilution | Analysis date / time | Batch |
|---|---|---|---|---|---|---|
| Iron | 0.184 | ~~B1~~ | 0.100 | 1 | 03/09/2024 16:25 | WG2242045 |

## Volatile Organic Compounds (GC) by Method RSK175

| Analyte | Result mg/l | Qualifier | RDL mg/l | Dilution | Analysis date / time | Batch |
|---|---|---|---|---|---|---|
| Methane | ND | | 0.0100 | 1 | 03/09/2024 12:17 | WG2241504 |
| Ethane | ND | | 0.0130 | 1 | 03/09/2024 12:17 | WG2241504 |
| Ethene | ND | | 0.0130 | 1 | 03/09/2024 12:17 | WG2241504 |

## Volatile Organic Compounds (GC/MS) by Method 8260B

| Analyte | Result mg/l | Qualifier | RDL mg/l | Dilution | Analysis date / time | Batch |
|---|---|---|---|---|---|---|
| Acetone | ND | | 0.0500 | 1 | 03/09/2024 16:37 | WG2243282 |
| Acrylonitrile | ND | UJ ~~R5~~ | 0.0100 | 1 | 03/09/2024 16:37 | WG2243282 |
| Benzene | ND | | 0.00100 | 1 | 03/09/2024 16:37 | WG2243282 |
| Bromobenzene | ND | | 0.00100 | 1 | 03/09/2024 16:37 | WG2243282 |
| Bromochloromethane | ND | | 0.00100 | 1 | 03/09/2024 16:37 | WG2243282 |
| Bromodichloromethane | ND | | 0.00100 | 1 | 03/09/2024 16:37 | WG2243282 |
| Bromoform | ND | | 0.00100 | 1 | 03/09/2024 16:37 | WG2243282 |
| Bromomethane | ND | | 0.00500 | 1 | 03/09/2024 16:37 | WG2243282 |
| n-Butylbenzene | ND | | 0.00100 | 1 | 03/09/2024 16:37 | WG2243282 |
| sec-Butylbenzene | ND | | 0.00100 | 1 | 03/09/2024 16:37 | WG2243282 |
| tert-Butylbenzene | ND | | 0.00100 | 1 | 03/09/2024 16:37 | WG2243282 |
| Carbon tetrachloride | ND | | 0.00100 | 1 | 03/09/2024 16:37 | WG2243282 |
| Carbon disulfide | ND | | 0.00100 | 1 | 03/09/2024 16:37 | WG2243282 |
| Chlorobenzene | ND | | 0.00100 | 1 | 03/09/2024 16:37 | WG2243282 |
| Chlorodibromomethane | ND | | 0.00100 | 1 | 03/09/2024 16:37 | WG2243282 |
| Chloroethane | ND | | 0.00500 | 1 | 03/09/2024 16:37 | WG2243282 |
| Chloroform | ND | | 0.00500 | 1 | 03/09/2024 16:37 | WG2243282 |
| Chloromethane | ND | | 0.00250 | 1 | 03/09/2024 16:37 | WG2243282 |
| 1,2-Dibromo-3-Chloropropane | ND | UJ ~~R7~~ | 0.00500 | 1 | 03/09/2024 16:37 | WG2243282 |
| 1,2-Dibromoethane | ND | | 0.00100 | 1 | 03/09/2024 16:37 | WG2243282 |
| Dibromomethane | ND | | 0.00100 | 1 | 03/09/2024 16:37 | WG2243282 |
| 1,2-Dichlorobenzene | ND | | 0.00100 | 1 | 03/09/2024 16:37 | WG2243282 |
| 1,3-Dichlorobenzene | ND | | 0.00100 | 1 | 03/09/2024 16:37 | WG2243282 |
| 1,4-Dichlorobenzene | ND | | 0.00100 | 1 | 03/09/2024 16:37 | WG2243282 |
| trans-1,4-Dichloro-2-butene | ND | | 0.00250 | 1 | 03/09/2024 16:37 | WG2243282 |
| Dichlorodifluoromethane | ND | | 0.00500 | 1 | 03/09/2024 16:37 | WG2243282 |
| 1,1-Dichloroethane | ND | | 0.00100 | 1 | 03/09/2024 16:37 | WG2243282 |
| 1,2-Dichloroethane | ND | | 0.00100 | 1 | 03/09/2024 16:37 | WG2243282 |
| 1,1-Dichloroethene | ND | | 0.00100 | 1 | 03/09/2024 16:37 | WG2243282 |
| cis-1,2-Dichloroethene | ND | | 0.00100 | 1 | 03/09/2024 16:37 | WG2243282 |

## Volatile Organic Compounds (GC/MS) by Method 8260B

| Analyte | Result mg/l | Qualifier | RDL mg/l | Dilution | Analysis date / time | Batch |
|---|---|---|---|---|---|---|
| trans-1,2-Dichloroethene | ND | | 0.00100 | 1 | 03/09/2024 16:37 | WG2243282 |
| 1,2-Dichloropropane | ND | | 0.00100 | 1 | 03/09/2024 16:37 | WG2243282 |
| cis-1,3-Dichloropropene | ND | | 0.00100 | 1 | 03/09/2024 16:37 | WG2243282 |
| trans-1,3-Dichloropropene | ND | | 0.00100 | 1 | 03/09/2024 16:37 | WG2243282 |
| Ethylbenzene | ND | | 0.00100 | 1 | 03/09/2024 16:37 | WG2243282 |
| Hexachloro-1,3-butadiene | ND | | 0.00100 | 1 | 03/09/2024 16:37 | WG2243282 |
| 2-Hexanone | ND | UJ R5 | 0.0100 | 1 | 03/09/2024 16:37 | WG2243282 |
| 2-Butanone (MEK) | ND | | 0.0100 | 1 | 03/09/2024 16:37 | WG2243282 |
| Iodomethane | ND | | 0.0100 | 1 | 03/09/2024 16:37 | WG2243282 |
| Methylene Chloride | ND | | 0.00500 | 1 | 03/09/2024 16:37 | WG2243282 |
| 4-Methyl-2-pentanone (MIBK) | ND | | 0.0100 | 1 | 03/09/2024 16:37 | WG2243282 |
| Naphthalene | ND | | 0.00500 | 1 | 03/09/2024 16:37 | WG2243282 |
| n-Propylbenzene | ND | | 0.00100 | 1 | 03/09/2024 16:37 | WG2243282 |
| Styrene | ND | | 0.00100 | 1 | 03/09/2024 16:37 | WG2243282 |
| 1,1,1,2-Tetrachloroethane | ND | | 0.00100 | 1 | 03/09/2024 16:37 | WG2243282 |
| 1,1,2,2-Tetrachloroethane | ND | | 0.00100 | 1 | 03/09/2024 16:37 | WG2243282 |
| 1,1,2-Trichlorotrifluoroethane | ND | | 0.00100 | 1 | 03/09/2024 16:37 | WG2243282 |
| Tetrachloroethene | ND | | 0.00100 | 1 | 03/09/2024 16:37 | WG2243282 |
| Toluene | ND | | 0.00100 | 1 | 03/09/2024 16:37 | WG2243282 |
| 1,2,4-Trichlorobenzene | ND | | 0.00100 | 1 | 03/09/2024 16:37 | WG2243282 |
| 1,1,1-Trichloroethane | ND | | 0.00100 | 1 | 03/09/2024 16:37 | WG2243282 |
| 1,1,2-Trichloroethane | ND | | 0.00100 | 1 | 03/09/2024 16:37 | WG2243282 |
| Trichloroethene | ND | | 0.00100 | 1 | 03/09/2024 16:37 | WG2243282 |
| Trichlorofluoromethane | ND | | 0.00500 | 1 | 03/09/2024 16:37 | WG2243282 |
| 1,2,3-Trichloropropane | ND | | 0.00250 | 1 | 03/09/2024 16:37 | WG2243282 |
| 1,2,4-Trimethylbenzene | ND | | 0.00100 | 1 | 03/09/2024 16:37 | WG2243282 |
| 1,3,5-Trimethylbenzene | ND | | 0.00100 | 1 | 03/09/2024 16:37 | WG2243282 |
| Vinyl acetate | ND | | 0.0100 | 1 | 03/09/2024 16:37 | WG2243282 |
| Vinyl chloride | ND | | 0.00100 | 1 | 03/09/2024 16:37 | WG2243282 |
| Xylenes, Total | ND | | 0.00300 | 1 | 03/09/2024 16:37 | WG2243282 |
| Di-isopropyl ether | ND | | 0.00100 | 1 | 03/09/2024 16:37 | WG2243282 |
| Ethanol | ND | | 0.100 | 1 | 03/09/2024 16:37 | WG2243282 |
| Ethyl tert-butyl ether | ND | | 0.00100 | 1 | 03/09/2024 16:37 | WG2243282 |
| Methyl tert-butyl ether | ND | | 0.00100 | 1 | 03/09/2024 16:37 | WG2243282 |
| tert-Butyl alcohol | ND | | 0.00500 | 1 | 03/09/2024 16:37 | WG2243282 |
| tert-Amyl Methyl Ether | ND | | 0.00100 | 1 | 03/09/2024 16:37 | WG2243282 |
| *(S) Toluene-d8* | *98.7* | | *80.0-120* | | *03/09/2024 16:37* | WG2243282 |
| *(S) 4-Bromofluorobenzene* | *86.1* | | *77.0-126* | | *03/09/2024 16:37* | WG2243282 |
| *(S) 1,2-Dichloroethane-d4* | *102* | | *70.0-130* | | *03/09/2024 16:37* | WG2243282 |

## Gravimetric Analysis by Method 2540 C-2011

| Analyte | Result mg/l | Qualifier | RDL mg/l | Dilution | Analysis date / time | Batch |
|---|---|---|---|---|---|---|
| Dissolved Solids | 671 | | 13.3 | 1 | 03/11/2024 13:20 | WG2243804 |

## Wet Chemistry by Method 9056A

| Analyte | Result mg/l | Qualifier | RDL mg/l | Dilution | Analysis date / time | Batch |
|---|---|---|---|---|---|---|
| Nitrate | 3.19 | | 0.100 | 1 | 03/06/2024 19:37 | WG2241106 |
| Nitrite | ND | | 0.100 | 1 | 03/06/2024 19:37 | WG2241106 |
| Sulfate | 131 | | 5.00 | 1 | 03/06/2024 19:37 | WG2241106 |

## Metals (ICP) by Method 6010D

| Analyte | Result mg/l | Qualifier | RDL mg/l | Dilution | Analysis date / time | Batch |
|---|---|---|---|---|---|---|
| Iron | ND | | 0.100 | 1 | 03/09/2024 16:26 | WG2242045 |

## Volatile Organic Compounds (GC) by Method RSK175

| Analyte | Result mg/l | Qualifier | RDL mg/l | Dilution | Analysis date / time | Batch |
|---|---|---|---|---|---|---|
| Methane | ND | | 0.0100 | 1 | 03/09/2024 12:20 | WG2241504 |
| Ethane | ND | | 0.0130 | 1 | 03/09/2024 12:20 | WG2241504 |
| Ethene | ND | | 0.0130 | 1 | 03/09/2024 12:20 | WG2241504 |

## Volatile Organic Compounds (GC/MS) by Method 8260B

| Analyte | Result mg/l | Qualifier | RDL mg/l | Dilution | Analysis date / time | Batch |
|---|---|---|---|---|---|---|
| Acetone | ND | | 0.0500 | 1 | 03/09/2024 16:58 | WG2243282 |
| Acrylonitrile | ND | UJ R5 | 0.0100 | 1 | 03/09/2024 16:58 | WG2243282 |
| Benzene | ND | | 0.00100 | 1 | 03/09/2024 16:58 | WG2243282 |
| Bromobenzene | ND | | 0.00100 | 1 | 03/09/2024 16:58 | WG2243282 |
| Bromochloromethane | ND | | 0.00100 | 1 | 03/09/2024 16:58 | WG2243282 |
| Bromodichloromethane | ND | | 0.00100 | 1 | 03/09/2024 16:58 | WG2243282 |
| Bromoform | ND | | 0.00100 | 1 | 03/09/2024 16:58 | WG2243282 |
| Bromomethane | ND | | 0.00500 | 1 | 03/09/2024 16:58 | WG2243282 |
| n-Butylbenzene | ND | | 0.00100 | 1 | 03/09/2024 16:58 | WG2243282 |
| sec-Butylbenzene | ND | | 0.00100 | 1 | 03/09/2024 16:58 | WG2243282 |
| tert-Butylbenzene | ND | | 0.00100 | 1 | 03/09/2024 16:58 | WG2243282 |
| Carbon tetrachloride | ND | | 0.00100 | 1 | 03/09/2024 16:58 | WG2243282 |
| Carbon disulfide | ND | | 0.00100 | 1 | 03/09/2024 16:58 | WG2243282 |
| Chlorobenzene | ND | | 0.00100 | 1 | 03/09/2024 16:58 | WG2243282 |
| Chlorodibromomethane | ND | | 0.00100 | 1 | 03/09/2024 16:58 | WG2243282 |
| Chloroethane | ND | | 0.00500 | 1 | 03/09/2024 16:58 | WG2243282 |
| Chloroform | ND | | 0.00500 | 1 | 03/09/2024 16:58 | WG2243282 |
| Chloromethane | ND | | 0.00250 | 1 | 03/09/2024 16:58 | WG2243282 |
| 1,2-Dibromo-3-Chloropropane | ND | UJ R7 | 0.00500 | 1 | 03/09/2024 16:58 | WG2243282 |
| 1,2-Dibromoethane | ND | | 0.00100 | 1 | 03/09/2024 16:58 | WG2243282 |
| Dibromomethane | ND | | 0.00100 | 1 | 03/09/2024 16:58 | WG2243282 |
| 1,2-Dichlorobenzene | ND | | 0.00100 | 1 | 03/09/2024 16:58 | WG2243282 |
| 1,3-Dichlorobenzene | ND | | 0.00100 | 1 | 03/09/2024 16:58 | WG2243282 |
| 1,4-Dichlorobenzene | ND | | 0.00100 | 1 | 03/09/2024 16:58 | WG2243282 |
| trans-1,4-Dichloro-2-butene | ND | | 0.00250 | 1 | 03/09/2024 16:58 | WG2243282 |
| Dichlorodifluoromethane | ND | | 0.00500 | 1 | 03/09/2024 16:58 | WG2243282 |
| 1,1-Dichloroethane | ND | | 0.00100 | 1 | 03/09/2024 16:58 | WG2243282 |
| 1,2-Dichloroethane | ND | | 0.00100 | 1 | 03/09/2024 16:58 | WG2243282 |
| 1,1-Dichloroethene | ND | | 0.00100 | 1 | 03/09/2024 16:58 | WG2243282 |
| cis-1,2-Dichloroethene | ND | | 0.00100 | 1 | 03/09/2024 16:58 | WG2243282 |

## Volatile Organic Compounds (GC/MS) by Method 8260B

| Analyte | Result mg/l | Qualifier | RDL mg/l | Dilution | Analysis date / time | Batch |
|---|---|---|---|---|---|---|
| trans-1,2-Dichloroethene | ND | | 0.00100 | 1 | 03/09/2024 16:58 | WG2243282 |
| 1,2-Dichloropropane | ND | | 0.00100 | 1 | 03/09/2024 16:58 | WG2243282 |
| cis-1,3-Dichloropropene | ND | | 0.00100 | 1 | 03/09/2024 16:58 | WG2243282 |
| trans-1,3-Dichloropropene | ND | | 0.00100 | 1 | 03/09/2024 16:58 | WG2243282 |
| Ethylbenzene | ND | | 0.00100 | 1 | 03/09/2024 16:58 | WG2243282 |
| Hexachloro-1,3-butadiene | ND | | 0.00100 | 1 | 03/09/2024 16:58 | WG2243282 |
| 2-Hexanone | ND | UJ R5 | 0.0100 | 1 | 03/09/2024 16:58 | WG2243282 |
| 2-Butanone (MEK) | ND | | 0.0100 | 1 | 03/09/2024 16:58 | WG2243282 |
| Iodomethane | ND | | 0.0100 | 1 | 03/09/2024 16:58 | WG2243282 |
| Methylene Chloride | ND | | 0.00500 | 1 | 03/09/2024 16:58 | WG2243282 |
| 4-Methyl-2-pentanone (MIBK) | ND | | 0.0100 | 1 | 03/09/2024 16:58 | WG2243282 |
| Naphthalene | ND | | 0.00500 | 1 | 03/09/2024 16:58 | WG2243282 |
| n-Propylbenzene | ND | | 0.00100 | 1 | 03/09/2024 16:58 | WG2243282 |
| Styrene | ND | | 0.00100 | 1 | 03/09/2024 16:58 | WG2243282 |
| 1,1,1,2-Tetrachloroethane | ND | | 0.00100 | 1 | 03/09/2024 16:58 | WG2243282 |
| 1,1,2,2-Tetrachloroethane | ND | | 0.00100 | 1 | 03/09/2024 16:58 | WG2243282 |
| 1,1,2-Trichlorotrifluoroethane | ND | | 0.00100 | 1 | 03/09/2024 16:58 | WG2243282 |
| Tetrachloroethene | ND | | 0.00100 | 1 | 03/09/2024 16:58 | WG2243282 |
| Toluene | ND | | 0.00100 | 1 | 03/09/2024 16:58 | WG2243282 |
| 1,2,4-Trichlorobenzene | ND | | 0.00100 | 1 | 03/09/2024 16:58 | WG2243282 |
| 1,1,1-Trichloroethane | ND | | 0.00100 | 1 | 03/09/2024 16:58 | WG2243282 |
| 1,1,2-Trichloroethane | ND | | 0.00100 | 1 | 03/09/2024 16:58 | WG2243282 |
| Trichloroethene | ND | | 0.00100 | 1 | 03/09/2024 16:58 | WG2243282 |
| Trichlorofluoromethane | ND | | 0.00500 | 1 | 03/09/2024 16:58 | WG2243282 |
| 1,2,3-Trichloropropane | ND | | 0.00250 | 1 | 03/09/2024 16:58 | WG2243282 |
| 1,2,4-Trimethylbenzene | ND | | 0.00100 | 1 | 03/09/2024 16:58 | WG2243282 |
| 1,3,5-Trimethylbenzene | ND | | 0.00100 | 1 | 03/09/2024 16:58 | WG2243282 |
| Vinyl acetate | ND | | 0.0100 | 1 | 03/09/2024 16:58 | WG2243282 |
| Vinyl chloride | ND | | 0.00100 | 1 | 03/09/2024 16:58 | WG2243282 |
| Xylenes, Total | ND | | 0.00300 | 1 | 03/09/2024 16:58 | WG2243282 |
| Di-isopropyl ether | ND | | 0.00100 | 1 | 03/09/2024 16:58 | WG2243282 |
| Ethanol | ND | | 0.100 | 1 | 03/09/2024 16:58 | WG2243282 |
| Ethyl tert-butyl ether | ND | | 0.00100 | 1 | 03/09/2024 16:58 | WG2243282 |
| Methyl tert-butyl ether | ND | | 0.00100 | 1 | 03/09/2024 16:58 | WG2243282 |
| tert-Butyl alcohol | ND | | 0.00500 | 1 | 03/09/2024 16:58 | WG2243282 |
| tert-Amyl Methyl Ether | ND | | 0.00100 | 1 | 03/09/2024 16:58 | WG2243282 |
| *(S) Toluene-d8* | *96.8* | | *80.0-120* | | *03/09/2024 16:58* | WG2243282 |
| *(S) 4-Bromofluorobenzene* | *89.7* | | *77.0-126* | | *03/09/2024 16:58* | WG2243282 |
| *(S) 1,2-Dichloroethane-d4* | *113* | | *70.0-130* | | *03/09/2024 16:58* | WG2243282 |

## Gravimetric Analysis by Method 2540 C-2011

| Analyte | Result mg/l | Qualifier | RDL mg/l | Dilution | Analysis date / time | Batch |
|---|---|---|---|---|---|---|
| Dissolved Solids | 619 | | 10.0 | 1 | 03/11/2024 13:20 | WG2243804 |

## Wet Chemistry by Method 9056A

| Analyte | Result mg/l | Qualifier | RDL mg/l | Dilution | Analysis date / time | Batch |
|---|---|---|---|---|---|---|
| Nitrate | 4.04 | | 0.100 | 1 | 03/06/2024 20:27 | WG2241106 |
| Nitrite | ND | | 0.100 | 1 | 03/06/2024 20:27 | WG2241106 |
| Sulfate | 163 | | 5.00 | 1 | 03/06/2024 20:27 | WG2241106 |

## Metals (ICP) by Method 6010D

| Analyte | Result mg/l | Qualifier | RDL mg/l | Dilution | Analysis date / time | Batch |
|---|---|---|---|---|---|---|
| Iron | 1.83 | | 0.100 | 1 | 03/09/2024 16:28 | WG2242045 |

## Volatile Organic Compounds (GC) by Method RSK175

| Analyte | Result mg/l | Qualifier | RDL mg/l | Dilution | Analysis date / time | Batch |
|---|---|---|---|---|---|---|
| Methane | ND | | 0.0100 | 1 | 03/09/2024 12:23 | WG2241504 |
| Ethane | ND | | 0.0130 | 1 | 03/09/2024 12:23 | WG2241504 |
| Ethene | ND | | 0.0130 | 1 | 03/09/2024 12:23 | WG2241504 |

## Volatile Organic Compounds (GC/MS) by Method 8260B

| Analyte | Result mg/l | Qualifier | RDL mg/l | Dilution | Analysis date / time | Batch |
|---|---|---|---|---|---|---|
| Acetone | ND | | 0.0500 | 1 | 03/09/2024 17:18 | WG2243282 |
| Acrylonitrile | ND | UJ R5 | 0.0100 | 1 | 03/09/2024 17:18 | WG2243282 |
| Benzene | ND | | 0.00100 | 1 | 03/09/2024 17:18 | WG2243282 |
| Bromobenzene | ND | | 0.00100 | 1 | 03/09/2024 17:18 | WG2243282 |
| Bromochloromethane | ND | | 0.00100 | 1 | 03/09/2024 17:18 | WG2243282 |
| Bromodichloromethane | ND | | 0.00100 | 1 | 03/09/2024 17:18 | WG2243282 |
| Bromoform | ND | | 0.00100 | 1 | 03/09/2024 17:18 | WG2243282 |
| Bromomethane | ND | | 0.00500 | 1 | 03/09/2024 17:18 | WG2243282 |
| n-Butylbenzene | ND | | 0.00100 | 1 | 03/09/2024 17:18 | WG2243282 |
| sec-Butylbenzene | ND | | 0.00100 | 1 | 03/09/2024 17:18 | WG2243282 |
| tert-Butylbenzene | ND | | 0.00100 | 1 | 03/09/2024 17:18 | WG2243282 |
| Carbon tetrachloride | ND | | 0.00100 | 1 | 03/09/2024 17:18 | WG2243282 |
| Carbon disulfide | ND | | 0.00100 | 1 | 03/09/2024 17:18 | WG2243282 |
| Chlorobenzene | ND | | 0.00100 | 1 | 03/09/2024 17:18 | WG2243282 |
| Chlorodibromomethane | ND | | 0.00100 | 1 | 03/09/2024 17:18 | WG2243282 |
| Chloroethane | ND | | 0.00500 | 1 | 03/09/2024 17:18 | WG2243282 |
| Chloroform | ND | | 0.00500 | 1 | 03/09/2024 17:18 | WG2243282 |
| Chloromethane | ND | | 0.00250 | 1 | 03/09/2024 17:18 | WG2243282 |
| 1,2-Dibromo-3-Chloropropane | ND | UJ R7 | 0.00500 | 1 | 03/09/2024 17:18 | WG2243282 |
| 1,2-Dibromoethane | ND | | 0.00100 | 1 | 03/09/2024 17:18 | WG2243282 |
| Dibromomethane | ND | | 0.00100 | 1 | 03/09/2024 17:18 | WG2243282 |
| 1,2-Dichlorobenzene | ND | | 0.00100 | 1 | 03/09/2024 17:18 | WG2243282 |
| 1,3-Dichlorobenzene | ND | | 0.00100 | 1 | 03/09/2024 17:18 | WG2243282 |
| 1,4-Dichlorobenzene | ND | | 0.00100 | 1 | 03/09/2024 17:18 | WG2243282 |
| trans-1,4-Dichloro-2-butene | ND | | 0.00250 | 1 | 03/09/2024 17:18 | WG2243282 |
| Dichlorodifluoromethane | ND | | 0.00500 | 1 | 03/09/2024 17:18 | WG2243282 |
| 1,1-Dichloroethane | ND | | 0.00100 | 1 | 03/09/2024 17:18 | WG2243282 |
| 1,2-Dichloroethane | ND | | 0.00100 | 1 | 03/09/2024 17:18 | WG2243282 |
| 1,1-Dichloroethene | ND | | 0.00100 | 1 | 03/09/2024 17:18 | WG2243282 |
| cis-1,2-Dichloroethene | ND | | 0.00100 | 1 | 03/09/2024 17:18 | WG2243282 |

## Volatile Organic Compounds (GC/MS) by Method 8260B

| Analyte | Result mg/l | Qualifier | RDL mg/l | Dilution | Analysis date / time | Batch |
|---|---|---|---|---|---|---|
| trans-1,2-Dichloroethene | ND | | 0.00100 | 1 | 03/09/2024 17:18 | WG2243282 |
| 1,2-Dichloropropane | ND | | 0.00100 | 1 | 03/09/2024 17:18 | WG2243282 |
| cis-1,3-Dichloropropene | ND | | 0.00100 | 1 | 03/09/2024 17:18 | WG2243282 |
| trans-1,3-Dichloropropene | ND | | 0.00100 | 1 | 03/09/2024 17:18 | WG2243282 |
| Ethylbenzene | ND | | 0.00100 | 1 | 03/09/2024 17:18 | WG2243282 |
| Hexachloro-1,3-butadiene | ND | | 0.00100 | 1 | 03/09/2024 17:18 | WG2243282 |
| 2-Hexanone | ND | UJ R5 | 0.0100 | 1 | 03/09/2024 17:18 | WG2243282 |
| 2-Butanone (MEK) | ND | | 0.0100 | 1 | 03/09/2024 17:18 | WG2243282 |
| Iodomethane | ND | | 0.0100 | 1 | 03/09/2024 17:18 | WG2243282 |
| Methylene Chloride | ND | | 0.00500 | 1 | 03/09/2024 17:18 | WG2243282 |
| 4-Methyl-2-pentanone (MIBK) | ND | | 0.0100 | 1 | 03/09/2024 17:18 | WG2243282 |
| Naphthalene | ND | | 0.00500 | 1 | 03/09/2024 17:18 | WG2243282 |
| n-Propylbenzene | ND | | 0.00100 | 1 | 03/09/2024 17:18 | WG2243282 |
| Styrene | ND | | 0.00100 | 1 | 03/09/2024 17:18 | WG2243282 |
| 1,1,1,2-Tetrachloroethane | ND | | 0.00100 | 1 | 03/09/2024 17:18 | WG2243282 |
| 1,1,2,2-Tetrachloroethane | ND | | 0.00100 | 1 | 03/09/2024 17:18 | WG2243282 |
| 1,1,2-Trichlorotrifluoroethane | ND | | 0.00100 | 1 | 03/09/2024 17:18 | WG2243282 |
| Tetrachloroethene | 0.00213 | | 0.00100 | 1 | 03/09/2024 17:18 | WG2243282 |
| Toluene | ND | | 0.00100 | 1 | 03/09/2024 17:18 | WG2243282 |
| 1,2,4-Trichlorobenzene | ND | | 0.00100 | 1 | 03/09/2024 17:18 | WG2243282 |
| 1,1,1-Trichloroethane | ND | | 0.00100 | 1 | 03/09/2024 17:18 | WG2243282 |
| 1,1,2-Trichloroethane | ND | | 0.00100 | 1 | 03/09/2024 17:18 | WG2243282 |
| Trichloroethene | ND | | 0.00100 | 1 | 03/09/2024 17:18 | WG2243282 |
| Trichlorofluoromethane | ND | | 0.00500 | 1 | 03/09/2024 17:18 | WG2243282 |
| 1,2,3-Trichloropropane | ND | | 0.00250 | 1 | 03/09/2024 17:18 | WG2243282 |
| 1,2,4-Trimethylbenzene | ND | | 0.00100 | 1 | 03/09/2024 17:18 | WG2243282 |
| 1,3,5-Trimethylbenzene | ND | | 0.00100 | 1 | 03/09/2024 17:18 | WG2243282 |
| Vinyl acetate | ND | | 0.0100 | 1 | 03/09/2024 17:18 | WG2243282 |
| Vinyl chloride | ND | | 0.00100 | 1 | 03/09/2024 17:18 | WG2243282 |
| Xylenes, Total | ND | | 0.00300 | 1 | 03/09/2024 17:18 | WG2243282 |
| Di-isopropyl ether | ND | | 0.00100 | 1 | 03/09/2024 17:18 | WG2243282 |
| Ethanol | ND | | 0.100 | 1 | 03/09/2024 17:18 | WG2243282 |
| Ethyl tert-butyl ether | ND | | 0.00100 | 1 | 03/09/2024 17:18 | WG2243282 |
| Methyl tert-butyl ether | ND | | 0.00100 | 1 | 03/09/2024 17:18 | WG2243282 |
| tert-Butyl alcohol | ND | | 0.00500 | 1 | 03/09/2024 17:18 | WG2243282 |
| tert-Amyl Methyl Ether | ND | | 0.00100 | 1 | 03/09/2024 17:18 | WG2243282 |
| *(S) Toluene-d8* | *99.8* | | *80.0-120* | | *03/09/2024 17:18* | WG2243282 |
| *(S) 4-Bromofluorobenzene* | *84.9* | | *77.0-126* | | *03/09/2024 17:18* | WG2243282 |
| *(S) 1,2-Dichloroethane-d4* | *95.4* | | *70.0-130* | | *03/09/2024 17:18* | WG2243282 |

1 Cp
2 Tc
3 Ss
4 Cn
5 Sr
6 Qc
7 Is
8 Gl
9 Al
10 Sc

## Gravimetric Analysis by Method 2540 C-2011

| Analyte | Result mg/l | Qualifier | RDL mg/l | Dilution | Analysis date / time | Batch |
|---|---|---|---|---|---|---|
| Dissolved Solids | 431 | | 10.0 | 1 | 03/11/2024 13:20 | WG2243804 |

## Wet Chemistry by Method 9056A

| Analyte | Result mg/l | Qualifier | RDL mg/l | Dilution | Analysis date / time | Batch |
|---|---|---|---|---|---|---|
| Nitrate | 1.11 | | 0.100 | 1 | 03/06/2024 20:52 | WG2241106 |
| Nitrite | ND | | 0.100 | 1 | 03/06/2024 20:52 | WG2241106 |
| Sulfate | 77.0 | | 5.00 | 1 | 03/06/2024 20:52 | WG2241106 |

## Metals (ICP) by Method 6010D

| Analyte | Result mg/l | Qualifier | RDL mg/l | Dilution | Analysis date / time | Batch |
|---|---|---|---|---|---|---|
| Iron | ND | | 0.100 | 1 | 03/09/2024 16:30 | WG2242045 |

## Volatile Organic Compounds (GC) by Method RSK175

| Analyte | Result mg/l | Qualifier | RDL mg/l | Dilution | Analysis date / time | Batch |
|---|---|---|---|---|---|---|
| Methane | ND | | 0.0100 | 1 | 03/09/2024 12:33 | WG2241504 |
| Ethane | ND | | 0.0130 | 1 | 03/09/2024 12:33 | WG2241504 |
| Ethene | ND | | 0.0130 | 1 | 03/09/2024 12:33 | WG2241504 |

## Volatile Organic Compounds (GC/MS) by Method 8260B

| Analyte | Result mg/l | Qualifier | RDL mg/l | Dilution | Analysis date / time | Batch |
|---|---|---|---|---|---|---|
| Acetone | ND | | 0.250 | 5 | 03/09/2024 21:25 | WG2243282 |
| Acrylonitrile | ND | UJ R5 | 0.0500 | 5 | 03/09/2024 21:25 | WG2243282 |
| Benzene | ND | | 0.00500 | 5 | 03/09/2024 21:25 | WG2243282 |
| Bromobenzene | ND | | 0.00500 | 5 | 03/09/2024 21:25 | WG2243282 |
| Bromochloromethane | ND | | 0.00500 | 5 | 03/09/2024 21:25 | WG2243282 |
| Bromodichloromethane | ND | | 0.00500 | 5 | 03/09/2024 21:25 | WG2243282 |
| Bromoform | ND | | 0.00500 | 5 | 03/09/2024 21:25 | WG2243282 |
| Bromomethane | ND | | 0.0250 | 5 | 03/09/2024 21:25 | WG2243282 |
| n-Butylbenzene | ND | | 0.00500 | 5 | 03/09/2024 21:25 | WG2243282 |
| sec-Butylbenzene | ND | | 0.00500 | 5 | 03/09/2024 21:25 | WG2243282 |
| tert-Butylbenzene | ND | | 0.00500 | 5 | 03/09/2024 21:25 | WG2243282 |
| Carbon tetrachloride | ND | | 0.00500 | 5 | 03/09/2024 21:25 | WG2243282 |
| Carbon disulfide | ND | | 0.00500 | 5 | 03/09/2024 21:25 | WG2243282 |
| Chlorobenzene | ND | | 0.00500 | 5 | 03/09/2024 21:25 | WG2243282 |
| Chlorodibromomethane | ND | | 0.00500 | 5 | 03/09/2024 21:25 | WG2243282 |
| Chloroethane | ND | | 0.0250 | 5 | 03/09/2024 21:25 | WG2243282 |
| Chloroform | ND | | 0.0250 | 5 | 03/09/2024 21:25 | WG2243282 |
| Chloromethane | ND | | 0.0125 | 5 | 03/09/2024 21:25 | WG2243282 |
| 1,2-Dibromo-3-Chloropropane | ND | UJ R7 | 0.0250 | 5 | 03/09/2024 21:25 | WG2243282 |
| 1,2-Dibromoethane | ND | | 0.00500 | 5 | 03/09/2024 21:25 | WG2243282 |
| Dibromomethane | ND | | 0.00500 | 5 | 03/09/2024 21:25 | WG2243282 |
| 1,2-Dichlorobenzene | ND | | 0.00500 | 5 | 03/09/2024 21:25 | WG2243282 |
| 1,3-Dichlorobenzene | ND | | 0.00500 | 5 | 03/09/2024 21:25 | WG2243282 |
| 1,4-Dichlorobenzene | ND | | 0.00500 | 5 | 03/09/2024 21:25 | WG2243282 |
| trans-1,4-Dichloro-2-butene | ND | | 0.0125 | 5 | 03/09/2024 21:25 | WG2243282 |
| Dichlorodifluoromethane | ND | | 0.0250 | 5 | 03/09/2024 21:25 | WG2243282 |
| 1,1-Dichloroethane | ND | | 0.00500 | 5 | 03/09/2024 21:25 | WG2243282 |
| 1,2-Dichloroethane | ND | | 0.00500 | 5 | 03/09/2024 21:25 | WG2243282 |
| 1,1-Dichloroethene | ND | | 0.00500 | 5 | 03/09/2024 21:25 | WG2243282 |
| cis-1,2-Dichloroethene | ND | | 0.00500 | 5 | 03/09/2024 21:25 | WG2243282 |

## Volatile Organic Compounds (GC/MS) by Method 8260B

| Analyte | Result mg/l | Qualifier | RDL mg/l | Dilution | Analysis date / time | Batch |
|---|---|---|---|---|---|---|
| trans-1,2-Dichloroethene | ND | | 0.00500 | 5 | 03/09/2024 21:25 | WG2243282 |
| 1,2-Dichloropropane | ND | | 0.00500 | 5 | 03/09/2024 21:25 | WG2243282 |
| cis-1,3-Dichloropropene | ND | | 0.00500 | 5 | 03/09/2024 21:25 | WG2243282 |
| trans-1,3-Dichloropropene | ND | | 0.00500 | 5 | 03/09/2024 21:25 | WG2243282 |
| Ethylbenzene | ND | | 0.00500 | 5 | 03/09/2024 21:25 | WG2243282 |
| Hexachloro-1,3-butadiene | ND | | 0.00500 | 5 | 03/09/2024 21:25 | WG2243282 |
| 2-Hexanone | ND | UJ R5 | 0.0500 | 5 | 03/09/2024 21:25 | WG2243282 |
| 2-Butanone (MEK) | ND | | 0.0500 | 5 | 03/09/2024 21:25 | WG2243282 |
| Iodomethane | ND | | 0.0500 | 5 | 03/09/2024 21:25 | WG2243282 |
| Methylene Chloride | ND | | 0.0250 | 5 | 03/09/2024 21:25 | WG2243282 |
| 4-Methyl-2-pentanone (MIBK) | ND | | 0.0500 | 5 | 03/09/2024 21:25 | WG2243282 |
| Naphthalene | ND | | 0.0250 | 5 | 03/09/2024 21:25 | WG2243282 |
| n-Propylbenzene | ND | | 0.00500 | 5 | 03/09/2024 21:25 | WG2243282 |
| Styrene | ND | | 0.00500 | 5 | 03/09/2024 21:25 | WG2243282 |
| 1,1,1,2-Tetrachloroethane | ND | | 0.00500 | 5 | 03/09/2024 21:25 | WG2243282 |
| 1,1,2,2-Tetrachloroethane | ND | | 0.00500 | 5 | 03/09/2024 21:25 | WG2243282 |
| 1,1,2-Trichlorotrifluoroethane | ND | | 0.00500 | 5 | 03/09/2024 21:25 | WG2243282 |
| Tetrachloroethene | ND | | 0.00500 | 5 | 03/09/2024 21:25 | WG2243282 |
| Toluene | ND | | 0.00500 | 5 | 03/09/2024 21:25 | WG2243282 |
| 1,2,4-Trichlorobenzene | ND | | 0.00500 | 5 | 03/09/2024 21:25 | WG2243282 |
| 1,1,1-Trichloroethane | ND | | 0.00500 | 5 | 03/09/2024 21:25 | WG2243282 |
| 1,1,2-Trichloroethane | ND | | 0.00500 | 5 | 03/09/2024 21:25 | WG2243282 |
| Trichloroethene | ND | | 0.00500 | 5 | 03/09/2024 21:25 | WG2243282 |
| Trichlorofluoromethane | ND | | 0.0250 | 5 | 03/09/2024 21:25 | WG2243282 |
| 1,2,3-Trichloropropane | ND | | 0.0125 | 5 | 03/09/2024 21:25 | WG2243282 |
| 1,2,4-Trimethylbenzene | ND | | 0.00500 | 5 | 03/09/2024 21:25 | WG2243282 |
| 1,3,5-Trimethylbenzene | ND | | 0.00500 | 5 | 03/09/2024 21:25 | WG2243282 |
| Vinyl acetate | ND | | 0.0500 | 5 | 03/09/2024 21:25 | WG2243282 |
| Vinyl chloride | ND | | 0.00500 | 5 | 03/09/2024 21:25 | WG2243282 |
| Xylenes, Total | ND | | 0.0150 | 5 | 03/09/2024 21:25 | WG2243282 |
| Di-isopropyl ether | ND | | 0.00500 | 5 | 03/09/2024 21:25 | WG2243282 |
| Ethanol | ND | | 0.500 | 5 | 03/09/2024 21:25 | WG2243282 |
| Ethyl tert-butyl ether | ND | | 0.00500 | 5 | 03/09/2024 21:25 | WG2243282 |
| Methyl tert-butyl ether | ND | | 0.00500 | 5 | 03/09/2024 21:25 | WG2243282 |
| tert-Butyl alcohol | 0.805 | | 0.0250 | 5 | 03/09/2024 21:25 | WG2243282 |
| tert-Amyl Methyl Ether | ND | | 0.00500 | 5 | 03/09/2024 21:25 | WG2243282 |
| *(S) Toluene-d8* | *96.4* | | *80.0-120* | | *03/09/2024 21:25* | WG2243282 |
| *(S) 4-Bromofluorobenzene* | *90.1* | | *77.0-126* | | *03/09/2024 21:25* | WG2243282 |
| *(S) 1,2-Dichloroethane-d4* | *115* | | *70.0-130* | | *03/09/2024 21:25* | WG2243282 |

## Volatile Organic Compounds (GC/MS) by Method 8260B

| Analyte | Result mg/l | Qualifier | RDL mg/l | Dilution | Analysis date / time | Batch |
|---|---|---|---|---|---|---|
| Acetone | ND | | 0.0500 | 1 | 03/09/2024 14:54 | WG2243282 |
| Acrylonitrile | ND | UJ R5 | 0.0100 | 1 | 03/09/2024 14:54 | WG2243282 |
| Benzene | ND | | 0.00100 | 1 | 03/09/2024 14:54 | WG2243282 |
| Bromobenzene | ND | | 0.00100 | 1 | 03/09/2024 14:54 | WG2243282 |
| Bromochloromethane | ND | | 0.00100 | 1 | 03/09/2024 14:54 | WG2243282 |
| Bromodichloromethane | ND | | 0.00100 | 1 | 03/09/2024 14:54 | WG2243282 |
| Bromoform | ND | | 0.00100 | 1 | 03/09/2024 14:54 | WG2243282 |
| Bromomethane | ND | | 0.00500 | 1 | 03/09/2024 14:54 | WG2243282 |
| n-Butylbenzene | ND | | 0.00100 | 1 | 03/09/2024 14:54 | WG2243282 |
| sec-Butylbenzene | ND | | 0.00100 | 1 | 03/09/2024 14:54 | WG2243282 |
| tert-Butylbenzene | ND | | 0.00100 | 1 | 03/09/2024 14:54 | WG2243282 |
| Carbon tetrachloride | ND | | 0.00100 | 1 | 03/09/2024 14:54 | WG2243282 |
| Carbon disulfide | ND | | 0.00100 | 1 | 03/09/2024 14:54 | WG2243282 |
| Chlorobenzene | ND | | 0.00100 | 1 | 03/09/2024 14:54 | WG2243282 |
| Chlorodibromomethane | ND | | 0.00100 | 1 | 03/09/2024 14:54 | WG2243282 |
| Chloroethane | ND | | 0.00500 | 1 | 03/09/2024 14:54 | WG2243282 |
| Chloroform | ND | | 0.00500 | 1 | 03/09/2024 14:54 | WG2243282 |
| Chloromethane | ND | | 0.00250 | 1 | 03/09/2024 14:54 | WG2243282 |
| 1,2-Dibromo-3-Chloropropane | ND | UJ R7 | 0.00500 | 1 | 03/09/2024 14:54 | WG2243282 |
| 1,2-Dibromoethane | ND | | 0.00100 | 1 | 03/09/2024 14:54 | WG2243282 |
| Dibromomethane | ND | | 0.00100 | 1 | 03/09/2024 14:54 | WG2243282 |
| 1,2-Dichlorobenzene | ND | | 0.00100 | 1 | 03/09/2024 14:54 | WG2243282 |
| 1,3-Dichlorobenzene | ND | | 0.00100 | 1 | 03/09/2024 14:54 | WG2243282 |
| 1,4-Dichlorobenzene | ND | | 0.00100 | 1 | 03/09/2024 14:54 | WG2243282 |
| trans-1,4-Dichloro-2-butene | ND | | 0.00250 | 1 | 03/09/2024 14:54 | WG2243282 |
| Dichlorodifluoromethane | ND | | 0.00500 | 1 | 03/09/2024 14:54 | WG2243282 |
| 1,1-Dichloroethane | ND | | 0.00100 | 1 | 03/09/2024 14:54 | WG2243282 |
| 1,2-Dichloroethane | ND | | 0.00100 | 1 | 03/09/2024 14:54 | WG2243282 |
| 1,1-Dichloroethene | ND | | 0.00100 | 1 | 03/09/2024 14:54 | WG2243282 |
| cis-1,2-Dichloroethene | ND | | 0.00100 | 1 | 03/09/2024 14:54 | WG2243282 |
| trans-1,2-Dichloroethene | ND | | 0.00100 | 1 | 03/09/2024 14:54 | WG2243282 |
| 1,2-Dichloropropane | ND | | 0.00100 | 1 | 03/09/2024 14:54 | WG2243282 |
| cis-1,3-Dichloropropene | ND | | 0.00100 | 1 | 03/09/2024 14:54 | WG2243282 |
| trans-1,3-Dichloropropene | ND | | 0.00100 | 1 | 03/09/2024 14:54 | WG2243282 |
| Ethylbenzene | ND | | 0.00100 | 1 | 03/09/2024 14:54 | WG2243282 |
| Hexachloro-1,3-butadiene | ND | | 0.00100 | 1 | 03/09/2024 14:54 | WG2243282 |
| 2-Hexanone | ND | UJ R5 | 0.0100 | 1 | 03/09/2024 14:54 | WG2243282 |
| 2-Butanone (MEK) | 0.0114 | | 0.0100 | 1 | 03/09/2024 14:54 | WG2243282 |
| Iodomethane | ND | | 0.0100 | 1 | 03/09/2024 14:54 | WG2243282 |
| Methylene Chloride | ND | | 0.00500 | 1 | 03/09/2024 14:54 | WG2243282 |
| 4-Methyl-2-pentanone (MIBK) | ND | | 0.0100 | 1 | 03/09/2024 14:54 | WG2243282 |
| Naphthalene | ND | | 0.00500 | 1 | 03/09/2024 14:54 | WG2243282 |
| n-Propylbenzene | ND | | 0.00100 | 1 | 03/09/2024 14:54 | WG2243282 |
| Styrene | ND | | 0.00100 | 1 | 03/09/2024 14:54 | WG2243282 |
| 1,1,1,2-Tetrachloroethane | ND | | 0.00100 | 1 | 03/09/2024 14:54 | WG2243282 |
| 1,1,2,2-Tetrachloroethane | ND | | 0.00100 | 1 | 03/09/2024 14:54 | WG2243282 |
| 1,1,2-Trichlorotrifluoroethane | ND | | 0.00100 | 1 | 03/09/2024 14:54 | WG2243282 |
| Tetrachloroethene | ND | | 0.00100 | 1 | 03/09/2024 14:54 | WG2243282 |
| Toluene | ND | | 0.00100 | 1 | 03/09/2024 14:54 | WG2243282 |
| 1,2,4-Trichlorobenzene | ND | | 0.00100 | 1 | 03/09/2024 14:54 | WG2243282 |
| 1,1,1-Trichloroethane | ND | | 0.00100 | 1 | 03/09/2024 14:54 | WG2243282 |
| 1,1,2-Trichloroethane | ND | | 0.00100 | 1 | 03/09/2024 14:54 | WG2243282 |
| Trichloroethene | ND | | 0.00100 | 1 | 03/09/2024 14:54 | WG2243282 |
| Trichlorofluoromethane | ND | | 0.00500 | 1 | 03/09/2024 14:54 | WG2243282 |
| 1,2,3-Trichloropropane | ND | | 0.00250 | 1 | 03/09/2024 14:54 | WG2243282 |
| 1,2,4-Trimethylbenzene | ND | | 0.00100 | 1 | 03/09/2024 14:54 | WG2243282 |

## Volatile Organic Compounds (GC/MS) by Method 8260B

| Analyte | Result mg/l | Qualifier | RDL mg/l | Dilution | Analysis date / time | Batch |
|---|---|---|---|---|---|---|
| 1,3,5-Trimethylbenzene | ND | | 0.00100 | 1 | 03/09/2024 14:54 | WG2243282 |
| Vinyl acetate | ND | | 0.0100 | 1 | 03/09/2024 14:54 | WG2243282 |
| Vinyl chloride | ND | | 0.00100 | 1 | 03/09/2024 14:54 | WG2243282 |
| Xylenes, Total | ND | | 0.00300 | 1 | 03/09/2024 14:54 | WG2243282 |
| Di-isopropyl ether | ND | | 0.00100 | 1 | 03/09/2024 14:54 | WG2243282 |
| Ethanol | ND | | 0.100 | 1 | 03/09/2024 14:54 | WG2243282 |
| Ethyl tert-butyl ether | ND | | 0.00100 | 1 | 03/09/2024 14:54 | WG2243282 |
| Methyl tert-butyl ether | ND | | 0.00100 | 1 | 03/09/2024 14:54 | WG2243282 |
| tert-Butyl alcohol | 0.0136 | | 0.00500 | 1 | 03/09/2024 14:54 | WG2243282 |
| tert-Amyl Methyl Ether | ND | | 0.00100 | 1 | 03/09/2024 14:54 | WG2243282 |
| *(S) Toluene-d8* | *96.9* | | *80.0-120* | | *03/09/2024 14:54* | WG2243282 |
| *(S) 4-Bromofluorobenzene* | *90.9* | | *77.0-126* | | *03/09/2024 14:54* | WG2243282 |
| *(S) 1,2-Dichloroethane-d4* | *110* | | *70.0-130* | | *03/09/2024 14:54* | WG2243282 |

## Volatile Organic Compounds (GC/MS) by Method 8260B

| Analyte | Result mg/l | Qualifier | RDL mg/l | Dilution | Analysis date / time | Batch |
|---|---|---|---|---|---|---|
| Acetone | ND | | 0.0500 | 1 | 03/09/2024 15:15 | WG2243282 |
| Acrylonitrile | ND | UJ R5 | 0.0100 | 1 | 03/09/2024 15:15 | WG2243282 |
| Benzene | ND | | 0.00100 | 1 | 03/09/2024 15:15 | WG2243282 |
| Bromobenzene | ND | | 0.00100 | 1 | 03/09/2024 15:15 | WG2243282 |
| Bromochloromethane | ND | | 0.00100 | 1 | 03/09/2024 15:15 | WG2243282 |
| Bromodichloromethane | ND | | 0.00100 | 1 | 03/09/2024 15:15 | WG2243282 |
| Bromoform | ND | | 0.00100 | 1 | 03/09/2024 15:15 | WG2243282 |
| Bromomethane | ND | | 0.00500 | 1 | 03/09/2024 15:15 | WG2243282 |
| n-Butylbenzene | ND | | 0.00100 | 1 | 03/09/2024 15:15 | WG2243282 |
| sec-Butylbenzene | ND | | 0.00100 | 1 | 03/09/2024 15:15 | WG2243282 |
| tert-Butylbenzene | ND | | 0.00100 | 1 | 03/09/2024 15:15 | WG2243282 |
| Carbon tetrachloride | ND | | 0.00100 | 1 | 03/09/2024 15:15 | WG2243282 |
| Carbon disulfide | ND | | 0.00100 | 1 | 03/09/2024 15:15 | WG2243282 |
| Chlorobenzene | ND | | 0.00100 | 1 | 03/09/2024 15:15 | WG2243282 |
| Chlorodibromomethane | ND | | 0.00100 | 1 | 03/09/2024 15:15 | WG2243282 |
| Chloroethane | ND | | 0.00500 | 1 | 03/09/2024 15:15 | WG2243282 |
| Chloroform | ND | | 0.00500 | 1 | 03/09/2024 15:15 | WG2243282 |
| Chloromethane | ND | | 0.00250 | 1 | 03/09/2024 15:15 | WG2243282 |
| 1,2-Dibromo-3-Chloropropane | ND | UJ R7 | 0.00500 | 1 | 03/09/2024 15:15 | WG2243282 |
| 1,2-Dibromoethane | ND | | 0.00100 | 1 | 03/09/2024 15:15 | WG2243282 |
| Dibromomethane | ND | | 0.00100 | 1 | 03/09/2024 15:15 | WG2243282 |
| 1,2-Dichlorobenzene | ND | | 0.00100 | 1 | 03/09/2024 15:15 | WG2243282 |
| 1,3-Dichlorobenzene | ND | | 0.00100 | 1 | 03/09/2024 15:15 | WG2243282 |
| 1,4-Dichlorobenzene | ND | | 0.00100 | 1 | 03/09/2024 15:15 | WG2243282 |
| trans-1,4-Dichloro-2-butene | ND | | 0.00250 | 1 | 03/09/2024 15:15 | WG2243282 |
| Dichlorodifluoromethane | ND | | 0.00500 | 1 | 03/09/2024 15:15 | WG2243282 |
| 1,1-Dichloroethane | ND | | 0.00100 | 1 | 03/09/2024 15:15 | WG2243282 |
| 1,2-Dichloroethane | ND | | 0.00100 | 1 | 03/09/2024 15:15 | WG2243282 |
| 1,1-Dichloroethene | ND | | 0.00100 | 1 | 03/09/2024 15:15 | WG2243282 |
| cis-1,2-Dichloroethene | ND | | 0.00100 | 1 | 03/09/2024 15:15 | WG2243282 |
| trans-1,2-Dichloroethene | ND | | 0.00100 | 1 | 03/09/2024 15:15 | WG2243282 |
| 1,2-Dichloropropane | ND | | 0.00100 | 1 | 03/09/2024 15:15 | WG2243282 |
| cis-1,3-Dichloropropene | ND | | 0.00100 | 1 | 03/09/2024 15:15 | WG2243282 |
| trans-1,3-Dichloropropene | ND | | 0.00100 | 1 | 03/09/2024 15:15 | WG2243282 |
| Ethylbenzene | ND | | 0.00100 | 1 | 03/09/2024 15:15 | WG2243282 |
| Hexachloro-1,3-butadiene | ND | | 0.00100 | 1 | 03/09/2024 15:15 | WG2243282 |
| 2-Hexanone | ND | UJ R5 | 0.0100 | 1 | 03/09/2024 15:15 | WG2243282 |
| 2-Butanone (MEK) | ND | | 0.0100 | 1 | 03/09/2024 15:15 | WG2243282 |
| Iodomethane | ND | | 0.0100 | 1 | 03/09/2024 15:15 | WG2243282 |
| Methylene Chloride | ND | | 0.00500 | 1 | 03/09/2024 15:15 | WG2243282 |
| 4-Methyl-2-pentanone (MIBK) | ND | | 0.0100 | 1 | 03/09/2024 15:15 | WG2243282 |
| Naphthalene | ND | | 0.00500 | 1 | 03/09/2024 15:15 | WG2243282 |
| n-Propylbenzene | ND | | 0.00100 | 1 | 03/09/2024 15:15 | WG2243282 |
| Styrene | ND | | 0.00100 | 1 | 03/09/2024 15:15 | WG2243282 |
| 1,1,1,2-Tetrachloroethane | ND | | 0.00100 | 1 | 03/09/2024 15:15 | WG2243282 |
| 1,1,2,2-Tetrachloroethane | ND | | 0.00100 | 1 | 03/09/2024 15:15 | WG2243282 |
| 1,1,2-Trichlorotrifluoroethane | ND | | 0.00100 | 1 | 03/09/2024 15:15 | WG2243282 |
| Tetrachloroethene | ND | | 0.00100 | 1 | 03/09/2024 15:15 | WG2243282 |
| Toluene | ND | | 0.00100 | 1 | 03/09/2024 15:15 | WG2243282 |
| 1,2,4-Trichlorobenzene | ND | | 0.00100 | 1 | 03/09/2024 15:15 | WG2243282 |
| 1,1,1-Trichloroethane | ND | | 0.00100 | 1 | 03/09/2024 15:15 | WG2243282 |
| 1,1,2-Trichloroethane | ND | | 0.00100 | 1 | 03/09/2024 15:15 | WG2243282 |
| Trichloroethene | ND | | 0.00100 | 1 | 03/09/2024 15:15 | WG2243282 |
| Trichlorofluoromethane | ND | | 0.00500 | 1 | 03/09/2024 15:15 | WG2243282 |
| 1,2,3-Trichloropropane | ND | | 0.00250 | 1 | 03/09/2024 15:15 | WG2243282 |
| 1,2,4-Trimethylbenzene | ND | | 0.00100 | 1 | 03/09/2024 15:15 | WG2243282 |

## Volatile Organic Compounds (GC/MS) by Method 8260B

| Analyte | Result mg/l | Qualifier | RDL mg/l | Dilution | Analysis date / time | Batch |
|---|---|---|---|---|---|---|
| 1,3,5-Trimethylbenzene | ND | | 0.00100 | 1 | 03/09/2024 15:15 | WG2243282 |
| Vinyl acetate | ND | | 0.0100 | 1 | 03/09/2024 15:15 | WG2243282 |
| Vinyl chloride | ND | | 0.00100 | 1 | 03/09/2024 15:15 | WG2243282 |
| Xylenes, Total | ND | | 0.00300 | 1 | 03/09/2024 15:15 | WG2243282 |
| Di-isopropyl ether | ND | | 0.00100 | 1 | 03/09/2024 15:15 | WG2243282 |
| Ethanol | ND | | 0.100 | 1 | 03/09/2024 15:15 | WG2243282 |
| Ethyl tert-butyl ether | ND | | 0.00100 | 1 | 03/09/2024 15:15 | WG2243282 |
| Methyl tert-butyl ether | ND | | 0.00100 | 1 | 03/09/2024 15:15 | WG2243282 |
| tert-Butyl alcohol | ND | | 0.00500 | 1 | 03/09/2024 15:15 | WG2243282 |
| tert-Amyl Methyl Ether | ND | | 0.00100 | 1 | 03/09/2024 15:15 | WG2243282 |
| *(S) Toluene-d8* | *96.7* | | *80.0-120* | | *03/09/2024 15:15* | WG2243282 |
| *(S) 4-Bromofluorobenzene* | *92.2* | | *77.0-126* | | *03/09/2024 15:15* | WG2243282 |
| *(S) 1,2-Dichloroethane-d4* | *108* | | *70.0-130* | | *03/09/2024 15:15* | WG2243282 |

Company Name/Address:
**Kinder Morgan - Rocklin, CA-AZ Work**

410 N.44th Street
Suite 1000
Phoenix. AZ 85008

Billing Information:
Accounts Payable- Alan Van Antwerp
9950 SAN DIEGO MISSION RD.
SAN DIEGO, CA 92108

Pres Chk

Report to: **Bob Forsberg**

Email To: bob.forsberg@arcadis-us.com;sascha.arnold@arcadis.com

Project Description: **KMEP Silvercroft Wash**

City/State Collected: TUCSON/AZ

Please Circle: PT MT CT ET

Phone: **602-438-0883**

Client Project # ~~30179444.01~~ 30207116

Lab Project # **KINARCPAZ-SILVERCROF**

Collected by (print): MS/SXA

Site/Facility ID # **SILVERCROFT WASH**

P.O. # **WD1046679**

Collected by (signature):

Immediately Packed on Ice N ___ Y X

***Rush?*** (Lab MUST Be Notified)
___ Same Day ___ Five Day
___ Next Day ___ 5 Day (Rad Only)
___ Two Day ___ 10 Day (Rad Only)
___ Three Day

Quote #

Date Results Needed: STD TAT

| Sample ID | Comp/Grab | Matrix * | Depth | Date | Time | No. of Cntrs | *NO2,NO3,SO4 125mlHDPE-NoPres | EEM RSK175 40mlAmb HCl | HOLD - NO2+NO3 250mlHDPE-H2SO4 | TDS 1L-HDPE NoPres | Total Fe 6010 250mlHDPE-HNO3 | VOCs+OXYs 8260 40mlAmb-HCl | Remarks | Sample # (lab only) |
|---|---|---|---|---|---|---|---|---|---|---|---|---|---|---|
| | | | | | | | | | L2 | | L2 | | | |
| MW-6 | GRAB | GW | | 03-06-2024 | 0907 | 18 | X | X | X | X | X | X | RUN MS/MSD | -01 |
| MW-28 | " | GW | 165' | " | 1002 | 9 | X | X | X | X | X | X | | -02 |
| ~~MW~~-28 DUP | " | GW | 165' | " | 1007 | 9 | X | X | X | X | X | X | | -03 |
| MW-32S | " | GW | 170' | " | 1108 | 9 | X | X | X | X | X | X | | -04 |
| MW-29S | " | GW | 170' | " | 1218 | 9 | X | X | X | X | X | X | | -05 |
| | | GW | | | | | | | | | | | | |
| | | GW | | | | | | | | | | | | |
| | | GW | | | | | | | | | | | | |
| | | GW | | | | | | | | | | | | |
| TRIP BLANK | ~~SPA~~ | ~~GW~~ | — | 03-06-2024 | — | 2 | | | | | | X | | -06 |

Chain of Custody Page 1 of 1

Pace
PEOPLE ADVANCING SCIENCE

**MT JULIET, TN**

12065 Lebanon Rd Mount Juliet, TN 37122
Submitting a sample via this chain of custody constitutes acknowledgment and acceptance of the Pace Terms and Conditions found at: https://info.pacelabs.com/hubfs/pas-standard-terms.pdf

SDG # L1127251110

Acctnum: **KINARCPAZ**
Template: **T190237**
Prelogin: **P1053889**
PM: **110 - Brian Ford**
PB:

Shipped Via:

* Matrix:
**SS** - Soil **AIR** - Air **F** - Filter
**GW** - Groundwater **B** - Bioassay
**WW** - WasteWater
**DW** - Drinking Water
**OT** - Other_____

**Remarks:*NO2,NO3 have a 48 hour holding time.**

SHIP VIA FEDEX

pH _____ Temp _____

Flow _____ Other _____

Samples returned via:
__ UPS __ FedEx __ Courier _____

Tracking # 8 6727 1916 1545

Sample Receipt Checklist

| | | |
|---|---|---|
| COC Seal Present/Intact: | NP | Y N |
| COC Signed/Accurate: | | Y N |
| Bottles arrive intact: | | Y N |
| Correct bottles used: | | Y N |
| Sufficient volume sent: | | Y N |
| If Applicable | | |
| VOA Zero Headspace: | | Y N |
| Preservation Correct/Checked: | | Y N |
| RAD Screen <0.5 mR/hr: | | Y N |

| Relinquished by : (Signature) | Date: | Time: | Received by: (Signature) |
|---|---|---|---|
| | 03-06-2024 | 1550 | SHIP-N-MAIL |
| Relinquished by : (Signature) | Date: | Time: | Received by: (Signature) |
| | | | |
| Relinquished by : (Signature) | Date: | Time: | Received for lab by: (Signature) |
| | | | |

Trip Blank Received: Yes / No
HCL / MeoH
TBR
2

Temp: 0.3+0=0.3 °C Bottles Received: 56

Date: 03/07/24 Time: 0900

PH-10BDH6021 TRC-2362362
CR6-20221V

Date/Time

Hold:

Condition: NCF / OK

## Gravimetric Analysis by Method 2540 C-2011

| Analyte | Result mg/l | Qualifier | RDL mg/l | Dilution | Analysis date / time | Batch |
|---|---|---|---|---|---|---|
| Dissolved Solids | 362 | | 10.0 | 1 | 03/13/2024 11:25 | WG2244677 |

## Wet Chemistry by Method 9056A

| Analyte | Result mg/l | Qualifier | RDL mg/l | Dilution | Analysis date / time | Batch |
|---|---|---|---|---|---|---|
| Nitrate | 2.42 | | 0.100 | 1 | 03/08/2024 02:45 | WG2241877 |
| Nitrite | ND | | 0.100 | 1 | 03/08/2024 02:45 | WG2241877 |
| Sulfate | 58.0 | J | 5.00 | 1 | 03/08/2024 02:45 | WG2241877 |

## Metals (ICP) by Method 6010D

| Analyte | Result mg/l | Qualifier | RDL mg/l | Dilution | Analysis date / time | Batch |
|---|---|---|---|---|---|---|
| Iron | ND | | 0.100 | 1 | 03/13/2024 17:53 | WG2242471 |

## Volatile Organic Compounds (GC) by Method RSK175

| Analyte | Result mg/l | Qualifier | RDL mg/l | Dilution | Analysis date / time | Batch |
|---|---|---|---|---|---|---|
| Methane | ND | | 0.0100 | 1 | 03/10/2024 11:34 | WG2242478 |
| Ethane | ND | | 0.0130 | 1 | 03/10/2024 11:34 | WG2242478 |
| Ethene | ND | | 0.0130 | 1 | 03/10/2024 11:34 | WG2242478 |

## Volatile Organic Compounds (GC/MS) by Method 8260B

| Analyte | Result mg/l | Qualifier | RDL mg/l | Dilution | Analysis date / time | Batch |
|---|---|---|---|---|---|---|
| Acetone | ND | | 0.0500 | 1 | 03/10/2024 18:37 | WG2243713 |
| Acrylonitrile | ND | | 0.0100 | 1 | 03/10/2024 18:37 | WG2243713 |
| Benzene | ND | | 0.00100 | 1 | 03/10/2024 18:37 | WG2243713 |
| Bromobenzene | ND | | 0.00100 | 1 | 03/10/2024 18:37 | WG2243713 |
| Bromochloromethane | ND | | 0.00100 | 1 | 03/10/2024 18:37 | WG2243713 |
| Bromodichloromethane | ND | | 0.00100 | 1 | 03/10/2024 18:37 | WG2243713 |
| Bromoform | ND | | 0.00100 | 1 | 03/10/2024 18:37 | WG2243713 |
| Bromomethane | ND | | 0.00500 | 1 | 03/10/2024 18:37 | WG2243713 |
| n-Butylbenzene | ND | | 0.00100 | 1 | 03/10/2024 18:37 | WG2243713 |
| sec-Butylbenzene | ND | | 0.00100 | 1 | 03/10/2024 18:37 | WG2243713 |
| tert-Butylbenzene | ND | | 0.00100 | 1 | 03/10/2024 18:37 | WG2243713 |
| Carbon tetrachloride | ND | | 0.00100 | 1 | 03/10/2024 18:37 | WG2243713 |
| Carbon disulfide | ND | | 0.00100 | 1 | 03/10/2024 18:37 | WG2243713 |
| Chlorobenzene | ND | | 0.00100 | 1 | 03/10/2024 18:37 | WG2243713 |
| Chlorodibromomethane | ND | | 0.00100 | 1 | 03/10/2024 18:37 | WG2243713 |
| Chloroethane | ND | UJ | 0.00500 | 1 | 03/10/2024 18:37 | WG2243713 |
| Chloroform | ND | | 0.00500 | 1 | 03/10/2024 18:37 | WG2243713 |
| Chloromethane | ND | | 0.00250 | 1 | 03/10/2024 18:37 | WG2243713 |
| 1,2-Dibromo-3-Chloropropane | ND | | 0.00500 | 1 | 03/10/2024 18:37 | WG2243713 |
| 1,2-Dibromoethane | ND | | 0.00100 | 1 | 03/10/2024 18:37 | WG2243713 |
| Dibromomethane | ND | | 0.00100 | 1 | 03/10/2024 18:37 | WG2243713 |
| 1,2-Dichlorobenzene | ND | | 0.00100 | 1 | 03/10/2024 18:37 | WG2243713 |
| 1,3-Dichlorobenzene | ND | | 0.00100 | 1 | 03/10/2024 18:37 | WG2243713 |
| 1,4-Dichlorobenzene | ND | | 0.00100 | 1 | 03/10/2024 18:37 | WG2243713 |
| trans-1,4-Dichloro-2-butene | ND | | 0.00250 | 1 | 03/10/2024 18:37 | WG2243713 |
| Dichlorodifluoromethane | ND | | 0.00500 | 1 | 03/10/2024 18:37 | WG2243713 |
| 1,1-Dichloroethane | ND | | 0.00100 | 1 | 03/10/2024 18:37 | WG2243713 |
| 1,2-Dichloroethane | ND | | 0.00100 | 1 | 03/10/2024 18:37 | WG2243713 |
| 1,1-Dichloroethene | ND | | 0.00100 | 1 | 03/10/2024 18:37 | WG2243713 |
| cis-1,2-Dichloroethene | ND | | 0.00100 | 1 | 03/10/2024 18:37 | WG2243713 |

## Volatile Organic Compounds (GC/MS) by Method 8260B

| Analyte | Result mg/l | Qualifier | RDL mg/l | Dilution | Analysis date / time | Batch |
|---|---|---|---|---|---|---|
| trans-1,2-Dichloroethene | ND | | 0.00100 | 1 | 03/10/2024 18:37 | WG2243713 |
| 1,2-Dichloropropane | ND | | 0.00100 | 1 | 03/10/2024 18:37 | WG2243713 |
| cis-1,3-Dichloropropene | ND | | 0.00100 | 1 | 03/10/2024 18:37 | WG2243713 |
| trans-1,3-Dichloropropene | ND | | 0.00100 | 1 | 03/10/2024 18:37 | WG2243713 |
| Ethylbenzene | ND | | 0.00100 | 1 | 03/10/2024 18:37 | WG2243713 |
| Hexachloro-1,3-butadiene | ND | | 0.00100 | 1 | 03/10/2024 18:37 | WG2243713 |
| 2-Hexanone | ND | | 0.0100 | 1 | 03/10/2024 18:37 | WG2243713 |
| 2-Butanone (MEK) | ND | | 0.0100 | 1 | 03/10/2024 18:37 | WG2243713 |
| Iodomethane | ND | | 0.0100 | 1 | 03/10/2024 18:37 | WG2243713 |
| Methylene Chloride | ND | | 0.00500 | 1 | 03/10/2024 18:37 | WG2243713 |
| 4-Methyl-2-pentanone (MIBK) | ND | | 0.0100 | 1 | 03/10/2024 18:37 | WG2243713 |
| Naphthalene | ND | UJ L2 | 0.00500 | 1 | 03/10/2024 18:37 | WG2243713 |
| n-Propylbenzene | ND | | 0.00100 | 1 | 03/10/2024 18:37 | WG2243713 |
| Styrene | ND | | 0.00100 | 1 | 03/10/2024 18:37 | WG2243713 |
| 1,1,1,2-Tetrachloroethane | ND | | 0.00100 | 1 | 03/10/2024 18:37 | WG2243713 |
| 1,1,2,2-Tetrachloroethane | ND | | 0.00100 | 1 | 03/10/2024 18:37 | WG2243713 |
| 1,1,2-Trichlorotrifluoroethane | ND | | 0.00100 | 1 | 03/10/2024 18:37 | WG2243713 |
| Tetrachloroethene | ND | | 0.00100 | 1 | 03/10/2024 18:37 | WG2243713 |
| Toluene | ND | | 0.00100 | 1 | 03/10/2024 18:37 | WG2243713 |
| 1,2,4-Trichlorobenzene | ND | | 0.00100 | 1 | 03/10/2024 18:37 | WG2243713 |
| 1,1,1-Trichloroethane | ND | | 0.00100 | 1 | 03/10/2024 18:37 | WG2243713 |
| 1,1,2-Trichloroethane | ND | | 0.00100 | 1 | 03/10/2024 18:37 | WG2243713 |
| Trichloroethene | ND | | 0.00100 | 1 | 03/10/2024 18:37 | WG2243713 |
| Trichlorofluoromethane | ND | | 0.00500 | 1 | 03/10/2024 18:37 | WG2243713 |
| 1,2,3-Trichloropropane | ND | | 0.00250 | 1 | 03/10/2024 18:37 | WG2243713 |
| 1,2,4-Trimethylbenzene | ND | | 0.00100 | 1 | 03/10/2024 18:37 | WG2243713 |
| 1,3,5-Trimethylbenzene | ND | | 0.00100 | 1 | 03/10/2024 18:37 | WG2243713 |
| Vinyl acetate | ND | L1 M1 | 0.0100 | 1 | 03/10/2024 18:37 | WG2243713 |
| Vinyl chloride | ND | | 0.00100 | 1 | 03/10/2024 18:37 | WG2243713 |
| Xylenes, Total | ND | | 0.00300 | 1 | 03/10/2024 18:37 | WG2243713 |
| Di-isopropyl ether | ND | | 0.00100 | 1 | 03/10/2024 18:37 | WG2243713 |
| Ethanol | ND | | 0.100 | 1 | 03/10/2024 18:37 | WG2243713 |
| Ethyl tert-butyl ether | ND | | 0.00100 | 1 | 03/10/2024 18:37 | WG2243713 |
| Methyl tert-butyl ether | ND | | 0.00100 | 1 | 03/10/2024 18:37 | WG2243713 |
| tert-Butyl alcohol | ND | | 0.00500 | 1 | 03/10/2024 18:37 | WG2243713 |
| tert-Amyl Methyl Ether | ND | | 0.00100 | 1 | 03/10/2024 18:37 | WG2243713 |
| *(S) Toluene-d8* | *102* | | *80.0-120* | | *03/10/2024 18:37* | WG2243713 |
| *(S) 4-Bromofluorobenzene* | *98.9* | | *77.0-126* | | *03/10/2024 18:37* | WG2243713 |
| *(S) 1,2-Dichloroethane-d4* | *97.9* | | *70.0-130* | | *03/10/2024 18:37* | WG2243713 |

## Gravimetric Analysis by Method 2540 C-2011

| Analyte | Result mg/l | Qualifier | RDL mg/l | Dilution | Analysis date / time | Batch |
|---|---|---|---|---|---|---|
| Dissolved Solids | 730 | | 10.0 | 1 | 03/13/2024 11:25 | WG2244677 |

## Wet Chemistry by Method 9056A

| Analyte | Result mg/l | Qualifier | RDL mg/l | Dilution | Analysis date / time | Batch |
|---|---|---|---|---|---|---|
| Nitrate | 5.13 | | 0.100 | 1 | 03/08/2024 04:08 | WG2241877 |
| Nitrite | ND | | 0.100 | 1 | 03/08/2024 04:08 | WG2241877 |
| Sulfate | 189 | | 50.0 | 10 | 03/08/2024 04:21 | WG2241877 |

## Metals (ICP) by Method 6010D

| Analyte | Result mg/l | Qualifier | RDL mg/l | Dilution | Analysis date / time | Batch |
|---|---|---|---|---|---|---|
| Iron | 1.15 | | 0.100 | 1 | 03/13/2024 18:00 | WG2242471 |

## Volatile Organic Compounds (GC) by Method RSK175

| Analyte | Result mg/l | Qualifier | RDL mg/l | Dilution | Analysis date / time | Batch |
|---|---|---|---|---|---|---|
| Methane | ND | | 0.0100 | 1 | 03/10/2024 11:36 | WG2242478 |
| Ethane | ND | | 0.0130 | 1 | 03/10/2024 11:36 | WG2242478 |
| Ethene | ND | | 0.0130 | 1 | 03/10/2024 11:36 | WG2242478 |

## Volatile Organic Compounds (GC/MS) by Method 8260B

| Analyte | Result mg/l | Qualifier | RDL mg/l | Dilution | Analysis date / time | Batch |
|---|---|---|---|---|---|---|
| Acetone | ND | | 0.0500 | 1 | 03/10/2024 18:58 | WG2243713 |
| Acrylonitrile | ND | | 0.0100 | 1 | 03/10/2024 18:58 | WG2243713 |
| Benzene | ND | | 0.00100 | 1 | 03/10/2024 18:58 | WG2243713 |
| Bromobenzene | ND | | 0.00100 | 1 | 03/10/2024 18:58 | WG2243713 |
| Bromochloromethane | ND | | 0.00100 | 1 | 03/10/2024 18:58 | WG2243713 |
| Bromodichloromethane | ND | | 0.00100 | 1 | 03/10/2024 18:58 | WG2243713 |
| Bromoform | ND | | 0.00100 | 1 | 03/10/2024 18:58 | WG2243713 |
| Bromomethane | ND | | 0.00500 | 1 | 03/10/2024 18:58 | WG2243713 |
| n-Butylbenzene | ND | | 0.00100 | 1 | 03/10/2024 18:58 | WG2243713 |
| sec-Butylbenzene | ND | | 0.00100 | 1 | 03/10/2024 18:58 | WG2243713 |
| tert-Butylbenzene | ND | | 0.00100 | 1 | 03/10/2024 18:58 | WG2243713 |
| Carbon tetrachloride | ND | | 0.00100 | 1 | 03/10/2024 18:58 | WG2243713 |
| Carbon disulfide | ND | | 0.00100 | 1 | 03/10/2024 18:58 | WG2243713 |
| Chlorobenzene | ND | | 0.00100 | 1 | 03/10/2024 18:58 | WG2243713 |
| Chlorodibromomethane | ND | | 0.00100 | 1 | 03/10/2024 18:58 | WG2243713 |
| Chloroethane | ND | UJ R7 | 0.00500 | 1 | 03/10/2024 18:58 | WG2243713 |
| Chloroform | ND | | 0.00500 | 1 | 03/10/2024 18:58 | WG2243713 |
| Chloromethane | ND | | 0.00250 | 1 | 03/10/2024 18:58 | WG2243713 |
| 1,2-Dibromo-3-Chloropropane | ND | | 0.00500 | 1 | 03/10/2024 18:58 | WG2243713 |
| 1,2-Dibromoethane | ND | | 0.00100 | 1 | 03/10/2024 18:58 | WG2243713 |
| Dibromomethane | ND | | 0.00100 | 1 | 03/10/2024 18:58 | WG2243713 |
| 1,2-Dichlorobenzene | ND | | 0.00100 | 1 | 03/10/2024 18:58 | WG2243713 |
| 1,3-Dichlorobenzene | ND | | 0.00100 | 1 | 03/10/2024 18:58 | WG2243713 |
| 1,4-Dichlorobenzene | ND | | 0.00100 | 1 | 03/10/2024 18:58 | WG2243713 |
| trans-1,4-Dichloro-2-butene | ND | | 0.00250 | 1 | 03/10/2024 18:58 | WG2243713 |
| Dichlorodifluoromethane | ND | | 0.00500 | 1 | 03/10/2024 18:58 | WG2243713 |
| 1,1-Dichloroethane | ND | | 0.00100 | 1 | 03/10/2024 18:58 | WG2243713 |
| 1,2-Dichloroethane | ND | | 0.00100 | 1 | 03/10/2024 18:58 | WG2243713 |
| 1,1-Dichloroethene | ND | | 0.00100 | 1 | 03/10/2024 18:58 | WG2243713 |
| cis-1,2-Dichloroethene | ND | | 0.00100 | 1 | 03/10/2024 18:58 | WG2243713 |

## Volatile Organic Compounds (GC/MS) by Method 8260B

| Analyte | Result mg/l | Qualifier | RDL mg/l | Dilution | Analysis date / time | Batch |
|---|---|---|---|---|---|---|
| trans-1,2-Dichloroethene | ND | | 0.00100 | 1 | 03/10/2024 18:58 | WG2243713 |
| 1,2-Dichloropropane | ND | | 0.00100 | 1 | 03/10/2024 18:58 | WG2243713 |
| cis-1,3-Dichloropropene | ND | | 0.00100 | 1 | 03/10/2024 18:58 | WG2243713 |
| trans-1,3-Dichloropropene | ND | | 0.00100 | 1 | 03/10/2024 18:58 | WG2243713 |
| Ethylbenzene | ND | | 0.00100 | 1 | 03/10/2024 18:58 | WG2243713 |
| Hexachloro-1,3-butadiene | ND | | 0.00100 | 1 | 03/10/2024 18:58 | WG2243713 |
| 2-Hexanone | ND | | 0.0100 | 1 | 03/10/2024 18:58 | WG2243713 |
| 2-Butanone (MEK) | ND | | 0.0100 | 1 | 03/10/2024 18:58 | WG2243713 |
| Iodomethane | ND | | 0.0100 | 1 | 03/10/2024 18:58 | WG2243713 |
| Methylene Chloride | ND | | 0.00500 | 1 | 03/10/2024 18:58 | WG2243713 |
| 4-Methyl-2-pentanone (MIBK) | ND | | 0.0100 | 1 | 03/10/2024 18:58 | WG2243713 |
| Naphthalene | ND | UJ L2 | 0.00500 | 1 | 03/10/2024 18:58 | WG2243713 |
| n-Propylbenzene | ND | | 0.00100 | 1 | 03/10/2024 18:58 | WG2243713 |
| Styrene | ND | | 0.00100 | 1 | 03/10/2024 18:58 | WG2243713 |
| 1,1,1,2-Tetrachloroethane | ND | | 0.00100 | 1 | 03/10/2024 18:58 | WG2243713 |
| 1,1,2,2-Tetrachloroethane | ND | | 0.00100 | 1 | 03/10/2024 18:58 | WG2243713 |
| 1,1,2-Trichlorotrifluoroethane | ND | | 0.00100 | 1 | 03/10/2024 18:58 | WG2243713 |
| Tetrachloroethene | 0.0166 | | 0.00100 | 1 | 03/10/2024 18:58 | WG2243713 |
| Toluene | ND | | 0.00100 | 1 | 03/10/2024 18:58 | WG2243713 |
| 1,2,4-Trichlorobenzene | ND | | 0.00100 | 1 | 03/10/2024 18:58 | WG2243713 |
| 1,1,1-Trichloroethane | ND | | 0.00100 | 1 | 03/10/2024 18:58 | WG2243713 |
| 1,1,2-Trichloroethane | ND | | 0.00100 | 1 | 03/10/2024 18:58 | WG2243713 |
| Trichloroethene | 0.00213 | | 0.00100 | 1 | 03/10/2024 18:58 | WG2243713 |
| Trichlorofluoromethane | ND | | 0.00500 | 1 | 03/10/2024 18:58 | WG2243713 |
| 1,2,3-Trichloropropane | ND | | 0.00250 | 1 | 03/10/2024 18:58 | WG2243713 |
| 1,2,4-Trimethylbenzene | ND | | 0.00100 | 1 | 03/10/2024 18:58 | WG2243713 |
| 1,3,5-Trimethylbenzene | ND | | 0.00100 | 1 | 03/10/2024 18:58 | WG2243713 |
| Vinyl acetate | ND | L1 | 0.0100 | 1 | 03/10/2024 18:58 | WG2243713 |
| Vinyl chloride | ND | | 0.00100 | 1 | 03/10/2024 18:58 | WG2243713 |
| Xylenes, Total | ND | | 0.00300 | 1 | 03/10/2024 18:58 | WG2243713 |
| Di-isopropyl ether | ND | | 0.00100 | 1 | 03/10/2024 18:58 | WG2243713 |
| Ethanol | ND | | 0.100 | 1 | 03/10/2024 18:58 | WG2243713 |
| Ethyl tert-butyl ether | ND | | 0.00100 | 1 | 03/10/2024 18:58 | WG2243713 |
| Methyl tert-butyl ether | ND | | 0.00100 | 1 | 03/10/2024 18:58 | WG2243713 |
| tert-Butyl alcohol | ND | | 0.00500 | 1 | 03/10/2024 18:58 | WG2243713 |
| tert-Amyl Methyl Ether | ND | | 0.00100 | 1 | 03/10/2024 18:58 | WG2243713 |
| *(S) Toluene-d8* | *101* | | *80.0-120* | | *03/10/2024 18:58* | WG2243713 |
| *(S) 4-Bromofluorobenzene* | *98.9* | | *77.0-126* | | *03/10/2024 18:58* | WG2243713 |
| *(S) 1,2-Dichloroethane-d4* | *97.6* | | *70.0-130* | | *03/10/2024 18:58* | WG2243713 |

## Gravimetric Analysis by Method 2540 C-2011

| Analyte | Result mg/l | Qualifier | RDL mg/l | Dilution | Analysis date / time | Batch |
|---|---|---|---|---|---|---|
| Dissolved Solids | 703 | | 13.3 | 1 | 03/12/2024 15:32 | WG2244644 |

## Wet Chemistry by Method 9056A

| Analyte | Result mg/l | Qualifier | RDL mg/l | Dilution | Analysis date / time | Batch |
|---|---|---|---|---|---|---|
| Nitrate | 5.41 | | 0.100 | 1 | 03/08/2024 04:35 | WG2241877 |
| Nitrite | ND | | 0.100 | 1 | 03/08/2024 04:35 | WG2241877 |
| Sulfate | 187 | | 50.0 | 10 | 03/08/2024 04:49 | WG2241877 |

## Metals (ICP) by Method 6010D

| Analyte | Result mg/l | Qualifier | RDL mg/l | Dilution | Analysis date / time | Batch |
|---|---|---|---|---|---|---|
| Iron | 1.22 | | 0.100 | 1 | 03/13/2024 19:02 | WG2242471 |

## Volatile Organic Compounds (GC) by Method RSK175

| Analyte | Result mg/l | Qualifier | RDL mg/l | Dilution | Analysis date / time | Batch |
|---|---|---|---|---|---|---|
| Methane | ND | | 0.0100 | 1 | 03/10/2024 11:39 | WG2242478 |
| Ethane | ND | | 0.0130 | 1 | 03/10/2024 11:39 | WG2242478 |
| Ethene | ND | | 0.0130 | 1 | 03/10/2024 11:39 | WG2242478 |

## Volatile Organic Compounds (GC/MS) by Method 8260B

| Analyte | Result mg/l | Qualifier | RDL mg/l | Dilution | Analysis date / time | Batch |
|---|---|---|---|---|---|---|
| Acetone | ND | | 0.0500 | 1 | 03/10/2024 19:18 | WG2243713 |
| Acrylonitrile | ND | | 0.0100 | 1 | 03/10/2024 19:18 | WG2243713 |
| Benzene | ND | | 0.00100 | 1 | 03/10/2024 19:18 | WG2243713 |
| Bromobenzene | ND | | 0.00100 | 1 | 03/10/2024 19:18 | WG2243713 |
| Bromochloromethane | ND | | 0.00100 | 1 | 03/10/2024 19:18 | WG2243713 |
| Bromodichloromethane | ND | | 0.00100 | 1 | 03/10/2024 19:18 | WG2243713 |
| Bromoform | ND | | 0.00100 | 1 | 03/10/2024 19:18 | WG2243713 |
| Bromomethane | ND | | 0.00500 | 1 | 03/10/2024 19:18 | WG2243713 |
| n-Butylbenzene | ND | | 0.00100 | 1 | 03/10/2024 19:18 | WG2243713 |
| sec-Butylbenzene | ND | | 0.00100 | 1 | 03/10/2024 19:18 | WG2243713 |
| tert-Butylbenzene | ND | | 0.00100 | 1 | 03/10/2024 19:18 | WG2243713 |
| Carbon tetrachloride | ND | | 0.00100 | 1 | 03/10/2024 19:18 | WG2243713 |
| Carbon disulfide | ND | | 0.00100 | 1 | 03/10/2024 19:18 | WG2243713 |
| Chlorobenzene | ND | | 0.00100 | 1 | 03/10/2024 19:18 | WG2243713 |
| Chlorodibromomethane | ND | | 0.00100 | 1 | 03/10/2024 19:18 | WG2243713 |
| Chloroethane | ND | UJ R7 | 0.00500 | 1 | 03/10/2024 19:18 | WG2243713 |
| Chloroform | ND | | 0.00500 | 1 | 03/10/2024 19:18 | WG2243713 |
| Chloromethane | ND | | 0.00250 | 1 | 03/10/2024 19:18 | WG2243713 |
| 1,2-Dibromo-3-Chloropropane | ND | | 0.00500 | 1 | 03/10/2024 19:18 | WG2243713 |
| 1,2-Dibromoethane | ND | | 0.00100 | 1 | 03/10/2024 19:18 | WG2243713 |
| Dibromomethane | ND | | 0.00100 | 1 | 03/10/2024 19:18 | WG2243713 |
| 1,2-Dichlorobenzene | ND | | 0.00100 | 1 | 03/10/2024 19:18 | WG2243713 |
| 1,3-Dichlorobenzene | ND | | 0.00100 | 1 | 03/10/2024 19:18 | WG2243713 |
| 1,4-Dichlorobenzene | ND | | 0.00100 | 1 | 03/10/2024 19:18 | WG2243713 |
| trans-1,4-Dichloro-2-butene | ND | | 0.00250 | 1 | 03/10/2024 19:18 | WG2243713 |
| Dichlorodifluoromethane | ND | | 0.00500 | 1 | 03/10/2024 19:18 | WG2243713 |
| 1,1-Dichloroethane | ND | | 0.00100 | 1 | 03/10/2024 19:18 | WG2243713 |
| 1,2-Dichloroethane | ND | | 0.00100 | 1 | 03/10/2024 19:18 | WG2243713 |
| 1,1-Dichloroethene | ND | | 0.00100 | 1 | 03/10/2024 19:18 | WG2243713 |
| cis-1,2-Dichloroethene | ND | | 0.00100 | 1 | 03/10/2024 19:18 | WG2243713 |

## Volatile Organic Compounds (GC/MS) by Method 8260B

| Analyte | Result mg/l | Qualifier | RDL mg/l | Dilution | Analysis date / time | Batch |
|---|---|---|---|---|---|---|
| trans-1,2-Dichloroethene | ND | | 0.00100 | 1 | 03/10/2024 19:18 | WG2243713 |
| 1,2-Dichloropropane | ND | | 0.00100 | 1 | 03/10/2024 19:18 | WG2243713 |
| cis-1,3-Dichloropropene | ND | | 0.00100 | 1 | 03/10/2024 19:18 | WG2243713 |
| trans-1,3-Dichloropropene | ND | | 0.00100 | 1 | 03/10/2024 19:18 | WG2243713 |
| Ethylbenzene | ND | | 0.00100 | 1 | 03/10/2024 19:18 | WG2243713 |
| Hexachloro-1,3-butadiene | ND | | 0.00100 | 1 | 03/10/2024 19:18 | WG2243713 |
| 2-Hexanone | ND | | 0.0100 | 1 | 03/10/2024 19:18 | WG2243713 |
| 2-Butanone (MEK) | ND | | 0.0100 | 1 | 03/10/2024 19:18 | WG2243713 |
| Iodomethane | ND | | 0.0100 | 1 | 03/10/2024 19:18 | WG2243713 |
| Methylene Chloride | ND | | 0.00500 | 1 | 03/10/2024 19:18 | WG2243713 |
| 4-Methyl-2-pentanone (MIBK) | ND | | 0.0100 | 1 | 03/10/2024 19:18 | WG2243713 |
| Naphthalene | ND | UJ L2 | 0.00500 | 1 | 03/10/2024 19:18 | WG2243713 |
| n-Propylbenzene | ND | | 0.00100 | 1 | 03/10/2024 19:18 | WG2243713 |
| Styrene | ND | | 0.00100 | 1 | 03/10/2024 19:18 | WG2243713 |
| 1,1,1,2-Tetrachloroethane | ND | | 0.00100 | 1 | 03/10/2024 19:18 | WG2243713 |
| 1,1,2,2-Tetrachloroethane | ND | | 0.00100 | 1 | 03/10/2024 19:18 | WG2243713 |
| 1,1,2-Trichlorotrifluoroethane | ND | | 0.00100 | 1 | 03/10/2024 19:18 | WG2243713 |
| Tetrachloroethene | 0.0166 | | 0.00100 | 1 | 03/10/2024 19:18 | WG2243713 |
| Toluene | ND | | 0.00100 | 1 | 03/10/2024 19:18 | WG2243713 |
| 1,2,4-Trichlorobenzene | ND | | 0.00100 | 1 | 03/10/2024 19:18 | WG2243713 |
| 1,1,1-Trichloroethane | ND | | 0.00100 | 1 | 03/10/2024 19:18 | WG2243713 |
| 1,1,2-Trichloroethane | ND | | 0.00100 | 1 | 03/10/2024 19:18 | WG2243713 |
| Trichloroethene | 0.00216 | | 0.00100 | 1 | 03/10/2024 19:18 | WG2243713 |
| Trichlorofluoromethane | ND | | 0.00500 | 1 | 03/10/2024 19:18 | WG2243713 |
| 1,2,3-Trichloropropane | ND | | 0.00250 | 1 | 03/10/2024 19:18 | WG2243713 |
| 1,2,4-Trimethylbenzene | ND | | 0.00100 | 1 | 03/10/2024 19:18 | WG2243713 |
| 1,3,5-Trimethylbenzene | ND | | 0.00100 | 1 | 03/10/2024 19:18 | WG2243713 |
| Vinyl acetate | ND | L1 | 0.0100 | 1 | 03/10/2024 19:18 | WG2243713 |
| Vinyl chloride | ND | | 0.00100 | 1 | 03/10/2024 19:18 | WG2243713 |
| Xylenes, Total | ND | | 0.00300 | 1 | 03/10/2024 19:18 | WG2243713 |
| Di-isopropyl ether | ND | | 0.00100 | 1 | 03/10/2024 19:18 | WG2243713 |
| Ethanol | ND | | 0.100 | 1 | 03/10/2024 19:18 | WG2243713 |
| Ethyl tert-butyl ether | ND | | 0.00100 | 1 | 03/10/2024 19:18 | WG2243713 |
| Methyl tert-butyl ether | ND | | 0.00100 | 1 | 03/10/2024 19:18 | WG2243713 |
| tert-Butyl alcohol | ND | | 0.00500 | 1 | 03/10/2024 19:18 | WG2243713 |
| tert-Amyl Methyl Ether | ND | | 0.00100 | 1 | 03/10/2024 19:18 | WG2243713 |
| *(S) Toluene-d8* | *102* | | *80.0-120* | | *03/10/2024 19:18* | WG2243713 |
| *(S) 4-Bromofluorobenzene* | *98.8* | | *77.0-126* | | *03/10/2024 19:18* | WG2243713 |
| *(S) 1,2-Dichloroethane-d4* | *99.4* | | *70.0-130* | | *03/10/2024 19:18* | WG2243713 |

## Gravimetric Analysis by Method 2540 C-2011

| Analyte | Result mg/l | Qualifier | RDL mg/l | Dilution | Analysis date / time | Batch |
|---|---|---|---|---|---|---|
| Dissolved Solids | 591 | | 10.0 | 1 | 03/13/2024 11:25 | WG2244677 |

## Wet Chemistry by Method 9056A

| Analyte | Result mg/l | Qualifier | RDL mg/l | Dilution | Analysis date / time | Batch |
|---|---|---|---|---|---|---|
| Nitrate | ND | | 0.100 | 1 | 03/08/2024 01:08 | WG2242113 |
| Nitrite | ND | | 0.100 | 1 | 03/08/2024 01:08 | WG2242113 |
| Sulfate | 229 | | 50.0 | 10 | 03/08/2024 07:46 | WG2242113 |

## Metals (ICP) by Method 6010D

| Analyte | Result mg/l | Qualifier | RDL mg/l | Dilution | Analysis date / time | Batch |
|---|---|---|---|---|---|---|
| Iron | ND | | 0.100 | 1 | 03/13/2024 19:04 | WG2242471 |

## Volatile Organic Compounds (GC) by Method RSK175

| Analyte | Result mg/l | Qualifier | RDL mg/l | Dilution | Analysis date / time | Batch |
|---|---|---|---|---|---|---|
| Methane | ND | | 0.0100 | 1 | 03/10/2024 12:04 | WG2242478 |
| Ethane | ND | | 0.0130 | 1 | 03/10/2024 12:04 | WG2242478 |
| Ethene | ND | | 0.0130 | 1 | 03/10/2024 12:04 | WG2242478 |

## Volatile Organic Compounds (GC/MS) by Method 8260B

| Analyte | Result mg/l | Qualifier | RDL mg/l | Dilution | Analysis date / time | Batch |
|---|---|---|---|---|---|---|
| Acetone | ND | | 2.50 | 50 | 03/10/2024 21:22 | WG2243713 |
| Acrylonitrile | ND | | 0.500 | 50 | 03/10/2024 21:22 | WG2243713 |
| Benzene | ND | | 0.0500 | 50 | 03/10/2024 21:22 | WG2243713 |
| Bromobenzene | ND | | 0.0500 | 50 | 03/10/2024 21:22 | WG2243713 |
| Bromochloromethane | ND | | 0.0500 | 50 | 03/10/2024 21:22 | WG2243713 |
| Bromodichloromethane | ND | | 0.0500 | 50 | 03/10/2024 21:22 | WG2243713 |
| Bromoform | ND | | 0.0500 | 50 | 03/10/2024 21:22 | WG2243713 |
| Bromomethane | ND | | 0.250 | 50 | 03/10/2024 21:22 | WG2243713 |
| n-Butylbenzene | ND | | 0.0500 | 50 | 03/10/2024 21:22 | WG2243713 |
| sec-Butylbenzene | ND | | 0.0500 | 50 | 03/10/2024 21:22 | WG2243713 |
| tert-Butylbenzene | ND | | 0.0500 | 50 | 03/10/2024 21:22 | WG2243713 |
| Carbon tetrachloride | ND | | 0.0500 | 50 | 03/10/2024 21:22 | WG2243713 |
| Carbon disulfide | ND | | 0.0500 | 50 | 03/10/2024 21:22 | WG2243713 |
| Chlorobenzene | ND | | 0.0500 | 50 | 03/10/2024 21:22 | WG2243713 |
| Chlorodibromomethane | ND | | 0.0500 | 50 | 03/10/2024 21:22 | WG2243713 |
| Chloroethane | ND | UJ R7 | 0.250 | 50 | 03/10/2024 21:22 | WG2243713 |
| Chloroform | ND | | 0.250 | 50 | 03/10/2024 21:22 | WG2243713 |
| Chloromethane | ND | | 0.125 | 50 | 03/10/2024 21:22 | WG2243713 |
| 1,2-Dibromo-3-Chloropropane | ND | | 0.250 | 50 | 03/10/2024 21:22 | WG2243713 |
| 1,2-Dibromoethane | ND | | 0.0500 | 50 | 03/10/2024 21:22 | WG2243713 |
| Dibromomethane | ND | | 0.0500 | 50 | 03/10/2024 21:22 | WG2243713 |
| 1,2-Dichlorobenzene | ND | | 0.0500 | 50 | 03/10/2024 21:22 | WG2243713 |
| 1,3-Dichlorobenzene | ND | | 0.0500 | 50 | 03/10/2024 21:22 | WG2243713 |
| 1,4-Dichlorobenzene | ND | | 0.0500 | 50 | 03/10/2024 21:22 | WG2243713 |
| trans-1,4-Dichloro-2-butene | ND | | 0.125 | 50 | 03/10/2024 21:22 | WG2243713 |
| Dichlorodifluoromethane | ND | | 0.250 | 50 | 03/10/2024 21:22 | WG2243713 |
| 1,1-Dichloroethane | ND | | 0.0500 | 50 | 03/10/2024 21:22 | WG2243713 |
| 1,2-Dichloroethane | ND | | 0.0500 | 50 | 03/10/2024 21:22 | WG2243713 |
| 1,1-Dichloroethene | ND | | 0.0500 | 50 | 03/10/2024 21:22 | WG2243713 |
| cis-1,2-Dichloroethene | ND | | 0.0500 | 50 | 03/10/2024 21:22 | WG2243713 |

1 Cp
2 Tc
3 Ss
4 Cn
5 Sr
6 Qc
7 Is
8 Gl
9 Al
10 Sc

## Volatile Organic Compounds (GC/MS) by Method 8260B

| Analyte | Result mg/l | Qualifier | RDL mg/l | Dilution | Analysis date / time | Batch |
|---|---|---|---|---|---|---|
| trans-1,2-Dichloroethene | ND | | 0.0500 | 50 | 03/10/2024 21:22 | WG2243713 |
| 1,2-Dichloropropane | ND | | 0.0500 | 50 | 03/10/2024 21:22 | WG2243713 |
| cis-1,3-Dichloropropene | ND | | 0.0500 | 50 | 03/10/2024 21:22 | WG2243713 |
| trans-1,3-Dichloropropene | ND | | 0.0500 | 50 | 03/10/2024 21:22 | WG2243713 |
| Ethylbenzene | ND | | 0.0500 | 50 | 03/10/2024 21:22 | WG2243713 |
| Hexachloro-1,3-butadiene | ND | | 0.0500 | 50 | 03/10/2024 21:22 | WG2243713 |
| 2-Hexanone | ND | | 0.500 | 50 | 03/10/2024 21:22 | WG2243713 |
| 2-Butanone (MEK) | ND | | 0.500 | 50 | 03/10/2024 21:22 | WG2243713 |
| Iodomethane | ND | | 0.500 | 50 | 03/10/2024 21:22 | WG2243713 |
| Methylene Chloride | ND | | 0.250 | 50 | 03/10/2024 21:22 | WG2243713 |
| 4-Methyl-2-pentanone (MIBK) | ND | | 0.500 | 50 | 03/10/2024 21:22 | WG2243713 |
| Naphthalene | ND | UJ | 0.250 | 50 | 03/12/2024 11:39 | WG2244293 |
| n-Propylbenzene | ND | | 0.0500 | 50 | 03/10/2024 21:22 | WG2243713 |
| Styrene | ND | | 0.0500 | 50 | 03/10/2024 21:22 | WG2243713 |
| 1,1,1,2-Tetrachloroethane | ND | | 0.0500 | 50 | 03/10/2024 21:22 | WG2243713 |
| 1,1,2,2-Tetrachloroethane | ND | | 0.0500 | 50 | 03/10/2024 21:22 | WG2243713 |
| 1,1,2-Trichlorotrifluoroethane | ND | | 0.0500 | 50 | 03/10/2024 21:22 | WG2243713 |
| Tetrachloroethene | ND | | 0.0500 | 50 | 03/10/2024 21:22 | WG2243713 |
| Toluene | ND | | 0.0500 | 50 | 03/12/2024 11:39 | WG2244293 |
| 1,2,4-Trichlorobenzene | ND | | 0.0500 | 50 | 03/10/2024 21:22 | WG2243713 |
| 1,1,1-Trichloroethane | ND | | 0.0500 | 50 | 03/10/2024 21:22 | WG2243713 |
| 1,1,2-Trichloroethane | ND | | 0.0500 | 50 | 03/10/2024 21:22 | WG2243713 |
| Trichloroethene | ND | | 0.0500 | 50 | 03/10/2024 21:22 | WG2243713 |
| Trichlorofluoromethane | ND | | 0.250 | 50 | 03/10/2024 21:22 | WG2243713 |
| 1,2,3-Trichloropropane | ND | | 0.125 | 50 | 03/10/2024 21:22 | WG2243713 |
| 1,2,4-Trimethylbenzene | ND | | 0.0500 | 50 | 03/12/2024 11:39 | WG2244293 |
| 1,3,5-Trimethylbenzene | ND | | 0.0500 | 50 | 03/10/2024 21:22 | WG2243713 |
| Vinyl acetate | ND | L1 | 0.500 | 50 | 03/10/2024 21:22 | WG2243713 |
| Vinyl chloride | ND | | 0.0500 | 50 | 03/10/2024 21:22 | WG2243713 |
| Xylenes, Total | ND | | 0.150 | 50 | 03/12/2024 11:39 | WG2244293 |
| Di-isopropyl ether | ND | | 0.0500 | 50 | 03/10/2024 21:22 | WG2243713 |
| Ethanol | ND | | 5.00 | 50 | 03/10/2024 21:22 | WG2243713 |
| Ethyl tert-butyl ether | ND | | 0.0500 | 50 | 03/10/2024 21:22 | WG2243713 |
| Methyl tert-butyl ether | 4.90 | | 0.0500 | 50 | 03/10/2024 21:22 | WG2243713 |
| tert-Butyl alcohol | ND | | 0.250 | 50 | 03/10/2024 21:22 | WG2243713 |
| tert-Amyl Methyl Ether | 0.562 | | 0.0500 | 50 | 03/10/2024 21:22 | WG2243713 |
| *(S) Toluene-d8* | *101* | | *80.0-120* | | *03/10/2024 21:22* | WG2243713 |
| *(S) Toluene-d8* | *108* | | *80.0-120* | | *03/12/2024 11:39* | WG2244293 |
| *(S) 4-Bromofluorobenzene* | *101* | | *77.0-126* | | *03/10/2024 21:22* | WG2243713 |
| *(S) 4-Bromofluorobenzene* | *101* | | *77.0-126* | | *03/12/2024 11:39* | WG2244293 |
| *(S) 1,2-Dichloroethane-d4* | *92.1* | | *70.0-130* | | *03/10/2024 21:22* | WG2243713 |
| *(S) 1,2-Dichloroethane-d4* | *94.3* | | *70.0-130* | | *03/12/2024 11:39* | WG2244293 |

## Gravimetric Analysis by Method 2540 C-2011

| Analyte | Result mg/l | Qualifier | RDL mg/l | Dilution | Analysis date / time | Batch |
|---|---|---|---|---|---|---|
| Dissolved Solids | 831 | | 13.3 | 1 | 03/13/2024 11:25 | WG2244677 |

## Wet Chemistry by Method 9056A

| Analyte | Result mg/l | Qualifier | RDL mg/l | Dilution | Analysis date / time | Batch |
|---|---|---|---|---|---|---|
| Nitrate | ND | | 0.100 | 1 | 03/08/2024 01:24 | WG2242113 |
| Nitrite | ND | | 0.100 | 1 | 03/08/2024 01:24 | WG2242113 |
| Sulfate | 328 | | 50.0 | 10 | 03/08/2024 08:02 | WG2242113 |

## Metals (ICP) by Method 6010D

| Analyte | Result mg/l | Qualifier | RDL mg/l | Dilution | Analysis date / time | Batch |
|---|---|---|---|---|---|---|
| Iron | ND | | 0.100 | 1 | 03/13/2024 18:19 | WG2242471 |

## Volatile Organic Compounds (GC) by Method RSK175

| Analyte | Result mg/l | Qualifier | RDL mg/l | Dilution | Analysis date / time | Batch |
|---|---|---|---|---|---|---|
| Methane | ND | | 0.0100 | 1 | 03/10/2024 12:07 | WG2242478 |
| Ethane | ND | | 0.0130 | 1 | 03/10/2024 12:07 | WG2242478 |
| Ethene | ND | | 0.0130 | 1 | 03/10/2024 12:07 | WG2242478 |

## Volatile Organic Compounds (GC/MS) by Method 8260B

| Analyte | Result mg/l | Qualifier | RDL mg/l | Dilution | Analysis date / time | Batch |
|---|---|---|---|---|---|---|
| Acetone | ND | | 10.0 | 200 | 03/10/2024 21:42 | WG2243713 |
| Acrylonitrile | ND | | 2.00 | 200 | 03/10/2024 21:42 | WG2243713 |
| Benzene | ND | | 0.200 | 200 | 03/10/2024 21:42 | WG2243713 |
| Bromobenzene | ND | | 0.200 | 200 | 03/10/2024 21:42 | WG2243713 |
| Bromochloromethane | ND | | 0.200 | 200 | 03/10/2024 21:42 | WG2243713 |
| Bromodichloromethane | ND | | 0.200 | 200 | 03/10/2024 21:42 | WG2243713 |
| Bromoform | ND | | 0.200 | 200 | 03/10/2024 21:42 | WG2243713 |
| Bromomethane | ND | | 1.00 | 200 | 03/10/2024 21:42 | WG2243713 |
| n-Butylbenzene | ND | | 0.200 | 200 | 03/10/2024 21:42 | WG2243713 |
| sec-Butylbenzene | ND | | 0.200 | 200 | 03/10/2024 21:42 | WG2243713 |
| tert-Butylbenzene | ND | | 0.200 | 200 | 03/10/2024 21:42 | WG2243713 |
| Carbon tetrachloride | ND | | 0.200 | 200 | 03/10/2024 21:42 | WG2243713 |
| Carbon disulfide | ND | | 0.200 | 200 | 03/10/2024 21:42 | WG2243713 |
| Chlorobenzene | ND | | 0.200 | 200 | 03/10/2024 21:42 | WG2243713 |
| Chlorodibromomethane | ND | | 0.200 | 200 | 03/10/2024 21:42 | WG2243713 |
| Chloroethane | ND | UJ R7 | 1.00 | 200 | 03/10/2024 21:42 | WG2243713 |
| Chloroform | ND | | 1.00 | 200 | 03/10/2024 21:42 | WG2243713 |
| Chloromethane | ND | | 0.500 | 200 | 03/10/2024 21:42 | WG2243713 |
| 1,2-Dibromo-3-Chloropropane | ND | | 1.00 | 200 | 03/10/2024 21:42 | WG2243713 |
| 1,2-Dibromoethane | ND | | 0.200 | 200 | 03/10/2024 21:42 | WG2243713 |
| Dibromomethane | ND | | 0.200 | 200 | 03/10/2024 21:42 | WG2243713 |
| 1,2-Dichlorobenzene | ND | | 0.200 | 200 | 03/10/2024 21:42 | WG2243713 |
| 1,3-Dichlorobenzene | ND | | 0.200 | 200 | 03/10/2024 21:42 | WG2243713 |
| 1,4-Dichlorobenzene | ND | | 0.200 | 200 | 03/10/2024 21:42 | WG2243713 |
| trans-1,4-Dichloro-2-butene | ND | | 0.500 | 200 | 03/10/2024 21:42 | WG2243713 |
| Dichlorodifluoromethane | ND | | 1.00 | 200 | 03/10/2024 21:42 | WG2243713 |
| 1,1-Dichloroethane | ND | | 0.200 | 200 | 03/10/2024 21:42 | WG2243713 |
| 1,2-Dichloroethane | ND | | 0.200 | 200 | 03/10/2024 21:42 | WG2243713 |
| 1,1-Dichloroethene | ND | | 0.200 | 200 | 03/10/2024 21:42 | WG2243713 |
| cis-1,2-Dichloroethene | ND | | 0.200 | 200 | 03/10/2024 21:42 | WG2243713 |

## Volatile Organic Compounds (GC/MS) by Method 8260B

| Analyte | Result mg/l | Qualifier | RDL mg/l | Dilution | Analysis date / time | Batch |
|---|---|---|---|---|---|---|
| trans-1,2-Dichloroethene | ND | | 0.200 | 200 | 03/10/2024 21:42 | WG2243713 |
| 1,2-Dichloropropane | ND | | 0.200 | 200 | 03/10/2024 21:42 | WG2243713 |
| cis-1,3-Dichloropropene | ND | | 0.200 | 200 | 03/10/2024 21:42 | WG2243713 |
| trans-1,3-Dichloropropene | ND | | 0.200 | 200 | 03/10/2024 21:42 | WG2243713 |
| Ethylbenzene | ND | | 0.200 | 200 | 03/10/2024 21:42 | WG2243713 |
| Hexachloro-1,3-butadiene | ND | | 0.200 | 200 | 03/10/2024 21:42 | WG2243713 |
| 2-Hexanone | ND | | 2.00 | 200 | 03/10/2024 21:42 | WG2243713 |
| 2-Butanone (MEK) | ND | | 2.00 | 200 | 03/10/2024 21:42 | WG2243713 |
| Iodomethane | ND | | 2.00 | 200 | 03/10/2024 21:42 | WG2243713 |
| Methylene Chloride | ND | | 1.00 | 200 | 03/10/2024 21:42 | WG2243713 |
| 4-Methyl-2-pentanone (MIBK) | ND | | 2.00 | 200 | 03/10/2024 21:42 | WG2243713 |
| Naphthalene | ND | UJ L2 | 1.00 | 200 | 03/10/2024 21:42 | WG2243713 |
| n-Propylbenzene | ND | | 0.200 | 200 | 03/10/2024 21:42 | WG2243713 |
| Styrene | ND | | 0.200 | 200 | 03/10/2024 21:42 | WG2243713 |
| 1,1,1,2-Tetrachloroethane | ND | | 0.200 | 200 | 03/10/2024 21:42 | WG2243713 |
| 1,1,2,2-Tetrachloroethane | ND | | 0.200 | 200 | 03/10/2024 21:42 | WG2243713 |
| 1,1,2-Trichlorotrifluoroethane | ND | | 0.200 | 200 | 03/10/2024 21:42 | WG2243713 |
| Tetrachloroethene | ND | | 0.200 | 200 | 03/10/2024 21:42 | WG2243713 |
| Toluene | ND | | 0.200 | 200 | 03/10/2024 21:42 | WG2243713 |
| 1,2,4-Trichlorobenzene | ND | | 0.200 | 200 | 03/10/2024 21:42 | WG2243713 |
| 1,1,1-Trichloroethane | ND | | 0.200 | 200 | 03/10/2024 21:42 | WG2243713 |
| 1,1,2-Trichloroethane | ND | | 0.200 | 200 | 03/10/2024 21:42 | WG2243713 |
| Trichloroethene | ND | | 0.200 | 200 | 03/10/2024 21:42 | WG2243713 |
| Trichlorofluoromethane | ND | | 1.00 | 200 | 03/10/2024 21:42 | WG2243713 |
| 1,2,3-Trichloropropane | ND | | 0.500 | 200 | 03/10/2024 21:42 | WG2243713 |
| 1,2,4-Trimethylbenzene | ND | | 0.200 | 200 | 03/10/2024 21:42 | WG2243713 |
| 1,3,5-Trimethylbenzene | ND | | 0.200 | 200 | 03/10/2024 21:42 | WG2243713 |
| Vinyl acetate | ND | L1 | 2.00 | 200 | 03/10/2024 21:42 | WG2243713 |
| Vinyl chloride | ND | | 0.200 | 200 | 03/10/2024 21:42 | WG2243713 |
| Xylenes, Total | ND | | 0.600 | 200 | 03/10/2024 21:42 | WG2243713 |
| Di-isopropyl ether | ND | | 0.200 | 200 | 03/10/2024 21:42 | WG2243713 |
| Ethanol | ND | | 20.0 | 200 | 03/10/2024 21:42 | WG2243713 |
| Ethyl tert-butyl ether | ND | | 0.200 | 200 | 03/10/2024 21:42 | WG2243713 |
| Methyl tert-butyl ether | 19.1 | | 0.200 | 200 | 03/10/2024 21:42 | WG2243713 |
| tert-Butyl alcohol | ND | | 1.00 | 200 | 03/10/2024 21:42 | WG2243713 |
| tert-Amyl Methyl Ether | 2.50 | | 0.200 | 200 | 03/10/2024 21:42 | WG2243713 |
| *(S) Toluene-d8* | *103* | | *80.0-120* | | *03/10/2024 21:42* | WG2243713 |
| *(S) 4-Bromofluorobenzene* | *99.8* | | *77.0-126* | | *03/10/2024 21:42* | WG2243713 |
| *(S) 1,2-Dichloroethane-d4* | *93.2* | | *70.0-130* | | *03/10/2024 21:42* | WG2243713 |

## Volatile Organic Compounds (GC/MS) by Method 8260B

| Analyte | Result mg/l | Qualifier | RDL mg/l | Dilution | Analysis date / time | Batch |
|---|---|---|---|---|---|---|
| Acetone | ND | | 0.0500 | 1 | 03/10/2024 17:36 | WG2243713 |
| Acrylonitrile | ND | | 0.0100 | 1 | 03/10/2024 17:36 | WG2243713 |
| Benzene | ND | | 0.00100 | 1 | 03/10/2024 17:36 | WG2243713 |
| Bromobenzene | ND | | 0.00100 | 1 | 03/10/2024 17:36 | WG2243713 |
| Bromochloromethane | ND | | 0.00100 | 1 | 03/10/2024 17:36 | WG2243713 |
| Bromodichloromethane | ND | | 0.00100 | 1 | 03/10/2024 17:36 | WG2243713 |
| Bromoform | ND | | 0.00100 | 1 | 03/10/2024 17:36 | WG2243713 |
| Bromomethane | ND | | 0.00500 | 1 | 03/10/2024 17:36 | WG2243713 |
| n-Butylbenzene | ND | | 0.00100 | 1 | 03/10/2024 17:36 | WG2243713 |
| sec-Butylbenzene | ND | | 0.00100 | 1 | 03/10/2024 17:36 | WG2243713 |
| tert-Butylbenzene | ND | | 0.00100 | 1 | 03/10/2024 17:36 | WG2243713 |
| Carbon tetrachloride | ND | | 0.00100 | 1 | 03/10/2024 17:36 | WG2243713 |
| Carbon disulfide | ND | | 0.00100 | 1 | 03/10/2024 17:36 | WG2243713 |
| Chlorobenzene | ND | | 0.00100 | 1 | 03/10/2024 17:36 | WG2243713 |
| Chlorodibromomethane | ND | | 0.00100 | 1 | 03/10/2024 17:36 | WG2243713 |
| Chloroethane | ND | UJ R7 | 0.00500 | 1 | 03/10/2024 17:36 | WG2243713 |
| Chloroform | ND | | 0.00500 | 1 | 03/10/2024 17:36 | WG2243713 |
| Chloromethane | ND | | 0.00250 | 1 | 03/10/2024 17:36 | WG2243713 |
| 1,2-Dibromo-3-Chloropropane | ND | | 0.00500 | 1 | 03/10/2024 17:36 | WG2243713 |
| 1,2-Dibromoethane | ND | | 0.00100 | 1 | 03/10/2024 17:36 | WG2243713 |
| Dibromomethane | ND | | 0.00100 | 1 | 03/10/2024 17:36 | WG2243713 |
| 1,2-Dichlorobenzene | ND | | 0.00100 | 1 | 03/10/2024 17:36 | WG2243713 |
| 1,3-Dichlorobenzene | ND | | 0.00100 | 1 | 03/10/2024 17:36 | WG2243713 |
| 1,4-Dichlorobenzene | ND | | 0.00100 | 1 | 03/10/2024 17:36 | WG2243713 |
| trans-1,4-Dichloro-2-butene | ND | | 0.00250 | 1 | 03/10/2024 17:36 | WG2243713 |
| Dichlorodifluoromethane | ND | | 0.00500 | 1 | 03/10/2024 17:36 | WG2243713 |
| 1,1-Dichloroethane | ND | | 0.00100 | 1 | 03/10/2024 17:36 | WG2243713 |
| 1,2-Dichloroethane | ND | | 0.00100 | 1 | 03/10/2024 17:36 | WG2243713 |
| 1,1-Dichloroethene | ND | | 0.00100 | 1 | 03/10/2024 17:36 | WG2243713 |
| cis-1,2-Dichloroethene | ND | | 0.00100 | 1 | 03/10/2024 17:36 | WG2243713 |
| trans-1,2-Dichloroethene | ND | | 0.00100 | 1 | 03/10/2024 17:36 | WG2243713 |
| 1,2-Dichloropropane | ND | | 0.00100 | 1 | 03/10/2024 17:36 | WG2243713 |
| cis-1,3-Dichloropropene | ND | | 0.00100 | 1 | 03/10/2024 17:36 | WG2243713 |
| trans-1,3-Dichloropropene | ND | | 0.00100 | 1 | 03/10/2024 17:36 | WG2243713 |
| Ethylbenzene | ND | | 0.00100 | 1 | 03/10/2024 17:36 | WG2243713 |
| Hexachloro-1,3-butadiene | ND | | 0.00100 | 1 | 03/10/2024 17:36 | WG2243713 |
| 2-Hexanone | ND | | 0.0100 | 1 | 03/10/2024 17:36 | WG2243713 |
| 2-Butanone (MEK) | ND | | 0.0100 | 1 | 03/10/2024 17:36 | WG2243713 |
| Iodomethane | ND | | 0.0100 | 1 | 03/10/2024 17:36 | WG2243713 |
| Methylene Chloride | ND | | 0.00500 | 1 | 03/10/2024 17:36 | WG2243713 |
| 4-Methyl-2-pentanone (MIBK) | ND | | 0.0100 | 1 | 03/10/2024 17:36 | WG2243713 |
| Naphthalene | ND | UJ L2 | 0.00500 | 1 | 03/10/2024 17:36 | WG2243713 |
| n-Propylbenzene | ND | | 0.00100 | 1 | 03/10/2024 17:36 | WG2243713 |
| Styrene | ND | | 0.00100 | 1 | 03/10/2024 17:36 | WG2243713 |
| 1,1,1,2-Tetrachloroethane | ND | | 0.00100 | 1 | 03/10/2024 17:36 | WG2243713 |
| 1,1,2,2-Tetrachloroethane | ND | | 0.00100 | 1 | 03/10/2024 17:36 | WG2243713 |
| 1,1,2-Trichlorotrifluoroethane | ND | | 0.00100 | 1 | 03/10/2024 17:36 | WG2243713 |
| Tetrachloroethene | ND | | 0.00100 | 1 | 03/10/2024 17:36 | WG2243713 |
| Toluene | ND | | 0.00100 | 1 | 03/10/2024 17:36 | WG2243713 |
| 1,2,4-Trichlorobenzene | ND | | 0.00100 | 1 | 03/10/2024 17:36 | WG2243713 |
| 1,1,1-Trichloroethane | ND | | 0.00100 | 1 | 03/10/2024 17:36 | WG2243713 |
| 1,1,2-Trichloroethane | ND | | 0.00100 | 1 | 03/10/2024 17:36 | WG2243713 |
| Trichloroethene | ND | | 0.00100 | 1 | 03/10/2024 17:36 | WG2243713 |
| Trichlorofluoromethane | ND | | 0.00500 | 1 | 03/10/2024 17:36 | WG2243713 |
| 1,2,3-Trichloropropane | ND | | 0.00250 | 1 | 03/10/2024 17:36 | WG2243713 |
| 1,2,4-Trimethylbenzene | ND | | 0.00100 | 1 | 03/10/2024 17:36 | WG2243713 |

## Volatile Organic Compounds (GC/MS) by Method 8260B

| Analyte | Result mg/l | Qualifier | RDL mg/l | Dilution | Analysis date / time | Batch |
|---|---|---|---|---|---|---|
| 1,3,5-Trimethylbenzene | ND | | 0.00100 | 1 | 03/10/2024 17:36 | WG2243713 |
| Vinyl acetate | ND | L1 | 0.0100 | 1 | 03/10/2024 17:36 | WG2243713 |
| Vinyl chloride | ND | | 0.00100 | 1 | 03/10/2024 17:36 | WG2243713 |
| Xylenes, Total | ND | | 0.00300 | 1 | 03/10/2024 17:36 | WG2243713 |
| Di-isopropyl ether | ND | | 0.00100 | 1 | 03/10/2024 17:36 | WG2243713 |
| Ethanol | ND | | 0.100 | 1 | 03/10/2024 17:36 | WG2243713 |
| Ethyl tert-butyl ether | ND | | 0.00100 | 1 | 03/10/2024 17:36 | WG2243713 |
| Methyl tert-butyl ether | ND | | 0.00100 | 1 | 03/10/2024 17:36 | WG2243713 |
| tert-Butyl alcohol | ND | | 0.00500 | 1 | 03/10/2024 17:36 | WG2243713 |
| tert-Amyl Methyl Ether | ND | | 0.00100 | 1 | 03/10/2024 17:36 | WG2243713 |
| *(S) Toluene-d8* | *103* | | *80.0-120* | | *03/10/2024 17:36* | WG2243713 |
| *(S) 4-Bromofluorobenzene* | *99.6* | | *77.0-126* | | *03/10/2024 17:36* | WG2243713 |
| *(S) 1,2-Dichloroethane-d4* | *96.6* | | *70.0-130* | | *03/10/2024 17:36* | WG2243713 |

Company Name/Address:
**Kinder Morgan - Rocklin, CA-AZ Work**

**410 N.44th Street**
**Suite 1000**
**Phoenix. AZ 85008**

Billing Information:
**Accounts Payable- Alan Van Antwerp**
**9950 SAN DIEGO MISSION RD.**
**SAN DIEGO, CA 92108**

Pres Chk

Report to: **Bob Forsberg**

Email To: **bob.forsberg@arcadis-us.com;sascha.arnold@arcadis.com**

Project Description: **KMEP Silvercroft Wash**

City/State Collected: Tucson AZ

Please Circle: PT MT CT ET

Phone: **602-438-0883**

Client Project # ~~30179444.01~~ 320716

Lab Project # **KINARCPAZ-SILVERCROF**

Collected by (print): MS/SXA

Site/Facility ID # **SILVERCROFT WASH**

P.O. # **WD1046679**

Collected by (signature):

Immediately Packed on Ice N ___ Y X

***Rush?*** (Lab MUST Be Notified)
___ Same Day ___ Five Day
___ Next Day ___ 5 Day (Rad Only)
___ Two Day ___ 10 Day (Rad Only)
___ Three Day

Quote #

Date Results Needed: STDTAT

Analysis / Container / Preservative

| Sample ID | Comp/Grab | Matrix * | Depth | Date | Time | No. of Cntrs | *NO2,NO3,SO4 125mlHDPE-NoPres | EEM RSK175 40mlAmb HCl | HOLD - NO2+NO3 250mlHDPE-H2SO4 | TDS 1L-HDPE NoPres | Total Fe 6010 250mlHDPE-HNO3 | VOCs+OXYs 8260 40mlAmb-HCl | Remarks | Sample # (lab only) |
|---|---|---|---|---|---|---|---|---|---|---|---|---|---|---|
| WR-463A | GRAB | GW | 152' | 03-06-2024 | 1342 | 18 | X | X | X | X | X | X | RUN MS/MSD | 01 |
| R-079A | GRAB | GW | 161' | 03-06-2024 | 1440 | 9 | X | X | X | X | X | X | | 02 |
| | | GW | | | | | | | | | | | | |
| | | GW | | | | | | | | | | | | |
| | | GW | | | | | | | | | | | | |
| | | GW | | | | | | | | | | | | |
| | | GW | | | | | | | | | | | | |
| | | GW | | | | | | | | | | | | |
| | | GW | | | | | | | | | | | | |
| TRIP BLANK | — | ~~GW~~ | — | 03-06-2024 | — | | | | | | | X | | 03 |

Chain of Custody Page 1 of 1

Pace
PEOPLE ADVANCING SCIENCE

**MT JULIET, TN**

12065 Lebanon Rd Mount Juliet, TN 37122
Submitting a sample via this chain of custody constitutes acknowledgment and acceptance of the Pace Terms and Conditions found at: https://info.pacelabs.com/hubfs/pas-standard-terms.pdf

SDG # 471272B
A205

Acctnum: **KINARCPAZ**
Template: **T190237**
Prelogin: **P1053889**
PM: **110 - Brian Ford**
PB:

Shipped Via:

* Matrix:
**SS** - Soil **AIR** - Air **F** - Filter
**GW** - Groundwater **B** - Bioassay
**WW** - WasteWater
**DW** - Drinking Water
**OT** - Other_____

**Remarks:*NO2,NO3 have a 48 hour holding time.**
COT wells
SHIP VIA FEDEX

pH _____ Temp _____
Flow _____ Other _____

Samples returned via: __ UPS __ FedEx __ Courier _____

Tracking # 6727 1916 1590

Sample Receipt Checklist

| | | |
|---|---|---|
| COC Seal Present/Intact: | NP | Y N |
| COC Signed/Accurate: | | Y N |
| Bottles arrive intact: | | Y N |
| Correct bottles used: | | Y N |
| Sufficient volume sent: | | Y N |
| If Applicable | | |
| VOA Zero Headspace: | | Y N |
| Preservation Correct/Checked: | | Y N |
| RAD Screen <0.5 mR/hr: | | Y N |

| Relinquished by : (Signature) | Date: | Time: | Received by: (Signature) | Trip Blank Received: Yes / No HCL / MeoH TBR |
|---|---|---|---|---|
| | 03-06-2024 | 1550 | SHIP-N-MAIL | 2 |
| Relinquished by : (Signature) | Date: | Time: | Received by: (Signature) | Temp: °C Bottles Received: |
| | | | | 5.3+0.5=5.8 MS 27 |
| Relinquished by : (Signature) | Date: | Time: | Received for lab by: (Signature) | Date: Time: |
| | | | | 3/7/24 9:10 |

PH-10BDH6021 TRC-2352362
CR6-20221V

If ate/Time

Hold:

Condition: NCF / OK

## Gravimetric Analysis by Method 2540 C-2011

| Analyte | Result mg/l | Qualifier | RDL mg/l | Dilution | Analysis date / time | Batch |
|---|---|---|---|---|---|---|
| Dissolved Solids | 372 | | 10.0 | 1 | 03/13/2024 11:25 | WG2244677 |

## Wet Chemistry by Method 9056A

| Analyte | Result mg/l | Qualifier | RDL mg/l | Dilution | Analysis date / time | Batch |
|---|---|---|---|---|---|---|
| Nitrate | 5.51 | | 0.100 | 1 | 03/08/2024 07:44 | WG2242275 |
| Nitrite | ND | | 0.100 | 1 | 03/08/2024 07:44 | WG2242275 |
| Sulfate | 59.9 | J M2 | 5.00 | 1 | 03/08/2024 07:44 | WG2242275 |

## Metals (ICP) by Method 6010D

| Analyte | Result mg/l | Qualifier | RDL mg/l | Dilution | Analysis date / time | Batch |
|---|---|---|---|---|---|---|
| Iron | ND | | 0.100 | 1 | 03/11/2024 12:59 | WG2242472 |

## Volatile Organic Compounds (GC) by Method RSK175

| Analyte | Result mg/l | Qualifier | RDL mg/l | Dilution | Analysis date / time | Batch |
|---|---|---|---|---|---|---|
| Methane | ND | | 0.0100 | 1 | 03/10/2024 12:10 | WG2242478 |
| Ethane | ND | | 0.0130 | 1 | 03/10/2024 12:10 | WG2242478 |
| Ethene | ND | | 0.0130 | 1 | 03/10/2024 12:10 | WG2242478 |

## Volatile Organic Compounds (GC/MS) by Method 8260B

| Analyte | Result mg/l | Qualifier | RDL mg/l | Dilution | Analysis date / time | Batch |
|---|---|---|---|---|---|---|
| Acetone | ND | | 0.0500 | 1 | 03/10/2024 19:39 | WG2243713 |
| Acrylonitrile | ND | | 0.0100 | 1 | 03/10/2024 19:39 | WG2243713 |
| Benzene | ND | | 0.00100 | 1 | 03/10/2024 19:39 | WG2243713 |
| Bromobenzene | ND | | 0.00100 | 1 | 03/10/2024 19:39 | WG2243713 |
| Bromochloromethane | ND | | 0.00100 | 1 | 03/10/2024 19:39 | WG2243713 |
| Bromodichloromethane | ND | | 0.00100 | 1 | 03/10/2024 19:39 | WG2243713 |
| Bromoform | ND | | 0.00100 | 1 | 03/10/2024 19:39 | WG2243713 |
| Bromomethane | ND | | 0.00500 | 1 | 03/10/2024 19:39 | WG2243713 |
| n-Butylbenzene | ND | | 0.00100 | 1 | 03/10/2024 19:39 | WG2243713 |
| sec-Butylbenzene | ND | | 0.00100 | 1 | 03/10/2024 19:39 | WG2243713 |
| tert-Butylbenzene | ND | | 0.00100 | 1 | 03/10/2024 19:39 | WG2243713 |
| Carbon tetrachloride | ND | | 0.00100 | 1 | 03/10/2024 19:39 | WG2243713 |
| Carbon disulfide | ND | | 0.00100 | 1 | 03/10/2024 19:39 | WG2243713 |
| Chlorobenzene | ND | | 0.00100 | 1 | 03/10/2024 19:39 | WG2243713 |
| Chlorodibromomethane | ND | | 0.00100 | 1 | 03/10/2024 19:39 | WG2243713 |
| Chloroethane | ND | UJ | 0.00500 | 1 | 03/10/2024 19:39 | WG2243713 |
| Chloroform | ND | | 0.00500 | 1 | 03/10/2024 19:39 | WG2243713 |
| Chloromethane | ND | | 0.00250 | 1 | 03/10/2024 19:39 | WG2243713 |
| 1,2-Dibromo-3-Chloropropane | ND | | 0.00500 | 1 | 03/10/2024 19:39 | WG2243713 |
| 1,2-Dibromoethane | ND | | 0.00100 | 1 | 03/10/2024 19:39 | WG2243713 |
| Dibromomethane | ND | | 0.00100 | 1 | 03/10/2024 19:39 | WG2243713 |
| 1,2-Dichlorobenzene | ND | | 0.00100 | 1 | 03/10/2024 19:39 | WG2243713 |
| 1,3-Dichlorobenzene | ND | | 0.00100 | 1 | 03/10/2024 19:39 | WG2243713 |
| 1,4-Dichlorobenzene | ND | | 0.00100 | 1 | 03/10/2024 19:39 | WG2243713 |
| trans-1,4-Dichloro-2-butene | ND | | 0.00250 | 1 | 03/10/2024 19:39 | WG2243713 |
| Dichlorodifluoromethane | ND | | 0.00500 | 1 | 03/10/2024 19:39 | WG2243713 |
| 1,1-Dichloroethane | ND | | 0.00100 | 1 | 03/10/2024 19:39 | WG2243713 |
| 1,2-Dichloroethane | ND | | 0.00100 | 1 | 03/10/2024 19:39 | WG2243713 |
| 1,1-Dichloroethene | ND | | 0.00100 | 1 | 03/10/2024 19:39 | WG2243713 |
| cis-1,2-Dichloroethene | ND | | 0.00100 | 1 | 03/10/2024 19:39 | WG2243713 |

## Volatile Organic Compounds (GC/MS) by Method 8260B

| Analyte | Result mg/l | Qualifier | RDL mg/l | Dilution | Analysis date / time | Batch |
|---|---|---|---|---|---|---|
| trans-1,2-Dichloroethene | ND | | 0.00100 | 1 | 03/10/2024 19:39 | WG2243713 |
| 1,2-Dichloropropane | ND | | 0.00100 | 1 | 03/10/2024 19:39 | WG2243713 |
| cis-1,3-Dichloropropene | ND | | 0.00100 | 1 | 03/10/2024 19:39 | WG2243713 |
| trans-1,3-Dichloropropene | ND | | 0.00100 | 1 | 03/10/2024 19:39 | WG2243713 |
| Ethylbenzene | ND | | 0.00100 | 1 | 03/10/2024 19:39 | WG2243713 |
| Hexachloro-1,3-butadiene | ND | | 0.00100 | 1 | 03/10/2024 19:39 | WG2243713 |
| 2-Hexanone | ND | | 0.0100 | 1 | 03/10/2024 19:39 | WG2243713 |
| 2-Butanone (MEK) | ND | | 0.0100 | 1 | 03/10/2024 19:39 | WG2243713 |
| Iodomethane | ND | | 0.0100 | 1 | 03/10/2024 19:39 | WG2243713 |
| Methylene Chloride | ND | | 0.00500 | 1 | 03/10/2024 19:39 | WG2243713 |
| 4-Methyl-2-pentanone (MIBK) | ND | | 0.0100 | 1 | 03/10/2024 19:39 | WG2243713 |
| Naphthalene | ND | UJ L2 | 0.00500 | 1 | 03/10/2024 19:39 | WG2243713 |
| n-Propylbenzene | ND | | 0.00100 | 1 | 03/10/2024 19:39 | WG2243713 |
| Styrene | ND | | 0.00100 | 1 | 03/10/2024 19:39 | WG2243713 |
| 1,1,1,2-Tetrachloroethane | ND | | 0.00100 | 1 | 03/10/2024 19:39 | WG2243713 |
| 1,1,2,2-Tetrachloroethane | ND | | 0.00100 | 1 | 03/10/2024 19:39 | WG2243713 |
| 1,1,2-Trichlorotrifluoroethane | ND | | 0.00100 | 1 | 03/10/2024 19:39 | WG2243713 |
| Tetrachloroethene | ND | | 0.00100 | 1 | 03/10/2024 19:39 | WG2243713 |
| Toluene | ND | | 0.00100 | 1 | 03/10/2024 19:39 | WG2243713 |
| 1,2,4-Trichlorobenzene | ND | | 0.00100 | 1 | 03/10/2024 19:39 | WG2243713 |
| 1,1,1-Trichloroethane | ND | | 0.00100 | 1 | 03/10/2024 19:39 | WG2243713 |
| 1,1,2-Trichloroethane | ND | | 0.00100 | 1 | 03/10/2024 19:39 | WG2243713 |
| Trichloroethene | ND | | 0.00100 | 1 | 03/10/2024 19:39 | WG2243713 |
| Trichlorofluoromethane | ND | | 0.00500 | 1 | 03/10/2024 19:39 | WG2243713 |
| 1,2,3-Trichloropropane | ND | | 0.00250 | 1 | 03/10/2024 19:39 | WG2243713 |
| 1,2,4-Trimethylbenzene | ND | | 0.00100 | 1 | 03/10/2024 19:39 | WG2243713 |
| 1,3,5-Trimethylbenzene | ND | | 0.00100 | 1 | 03/10/2024 19:39 | WG2243713 |
| Vinyl acetate | ND | L1 M1 | 0.0100 | 1 | 03/10/2024 19:39 | WG2243713 |
| Vinyl chloride | ND | | 0.00100 | 1 | 03/10/2024 19:39 | WG2243713 |
| Xylenes, Total | ND | | 0.00300 | 1 | 03/10/2024 19:39 | WG2243713 |
| Di-isopropyl ether | ND | | 0.00100 | 1 | 03/10/2024 19:39 | WG2243713 |
| Ethanol | ND | | 0.100 | 1 | 03/10/2024 19:39 | WG2243713 |
| Ethyl tert-butyl ether | ND | | 0.00100 | 1 | 03/10/2024 19:39 | WG2243713 |
| Methyl tert-butyl ether | ND | | 0.00100 | 1 | 03/10/2024 19:39 | WG2243713 |
| tert-Butyl alcohol | ND | | 0.00500 | 1 | 03/10/2024 19:39 | WG2243713 |
| tert-Amyl Methyl Ether | ND | | 0.00100 | 1 | 03/10/2024 19:39 | WG2243713 |
| *(S) Toluene-d8* | *102* | | *80.0-120* | | *03/10/2024 19:39* | WG2243713 |
| *(S) 4-Bromofluorobenzene* | *99.3* | | *77.0-126* | | *03/10/2024 19:39* | WG2243713 |
| *(S) 1,2-Dichloroethane-d4* | *99.5* | | *70.0-130* | | *03/10/2024 19:39* | WG2243713 |

## Gravimetric Analysis by Method 2540 C-2011

| Analyte | Result mg/l | Qualifier | RDL mg/l | Dilution | Analysis date / time | Batch |
|---|---|---|---|---|---|---|
| Dissolved Solids | 675 | | 13.3 | 1 | 03/13/2024 08:37 | WG2244650 |

## Wet Chemistry by Method 9056A

| Analyte | Result mg/l | Qualifier | RDL mg/l | Dilution | Analysis date / time | Batch |
|---|---|---|---|---|---|---|
| Nitrate | 5.44 | | 0.100 | 1 | 03/08/2024 09:08 | WG2242275 |
| Nitrite | ND | | 0.100 | 1 | 03/08/2024 09:08 | WG2242275 |
| Sulfate | 60.9 | | 5.00 | 1 | 03/08/2024 09:08 | WG2242275 |

## Metals (ICP) by Method 6010D

| Analyte | Result mg/l | Qualifier | RDL mg/l | Dilution | Analysis date / time | Batch |
|---|---|---|---|---|---|---|
| Iron | 0.304 | B1 | 0.100 | 1 | 03/11/2024 13:10 | WG2242472 |

## Volatile Organic Compounds (GC) by Method RSK175

| Analyte | Result mg/l | Qualifier | RDL mg/l | Dilution | Analysis date / time | Batch |
|---|---|---|---|---|---|---|
| Methane | ND | | 0.0100 | 1 | 03/10/2024 12:14 | WG2242478 |
| Ethane | ND | | 0.0130 | 1 | 03/10/2024 12:14 | WG2242478 |
| Ethene | ND | | 0.0130 | 1 | 03/10/2024 12:14 | WG2242478 |

## Volatile Organic Compounds (GC/MS) by Method 8260B

| Analyte | Result mg/l | Qualifier | RDL mg/l | Dilution | Analysis date / time | Batch |
|---|---|---|---|---|---|---|
| Acetone | ND | | 0.0500 | 1 | 03/10/2024 19:59 | WG2243713 |
| Acrylonitrile | ND | | 0.0100 | 1 | 03/10/2024 19:59 | WG2243713 |
| Benzene | ND | | 0.00100 | 1 | 03/10/2024 19:59 | WG2243713 |
| Bromobenzene | ND | | 0.00100 | 1 | 03/10/2024 19:59 | WG2243713 |
| Bromochloromethane | ND | | 0.00100 | 1 | 03/10/2024 19:59 | WG2243713 |
| Bromodichloromethane | ND | | 0.00100 | 1 | 03/10/2024 19:59 | WG2243713 |
| Bromoform | ND | | 0.00100 | 1 | 03/10/2024 19:59 | WG2243713 |
| Bromomethane | ND | | 0.00500 | 1 | 03/10/2024 19:59 | WG2243713 |
| n-Butylbenzene | ND | | 0.00100 | 1 | 03/10/2024 19:59 | WG2243713 |
| sec-Butylbenzene | ND | | 0.00100 | 1 | 03/10/2024 19:59 | WG2243713 |
| tert-Butylbenzene | ND | | 0.00100 | 1 | 03/10/2024 19:59 | WG2243713 |
| Carbon tetrachloride | ND | | 0.00100 | 1 | 03/10/2024 19:59 | WG2243713 |
| Carbon disulfide | ND | | 0.00100 | 1 | 03/10/2024 19:59 | WG2243713 |
| Chlorobenzene | ND | | 0.00100 | 1 | 03/10/2024 19:59 | WG2243713 |
| Chlorodibromomethane | ND | | 0.00100 | 1 | 03/10/2024 19:59 | WG2243713 |
| Chloroethane | ND | UJ R7 | 0.00500 | 1 | 03/10/2024 19:59 | WG2243713 |
| Chloroform | ND | | 0.00500 | 1 | 03/10/2024 19:59 | WG2243713 |
| Chloromethane | ND | | 0.00250 | 1 | 03/10/2024 19:59 | WG2243713 |
| 1,2-Dibromo-3-Chloropropane | ND | | 0.00500 | 1 | 03/10/2024 19:59 | WG2243713 |
| 1,2-Dibromoethane | ND | | 0.00100 | 1 | 03/10/2024 19:59 | WG2243713 |
| Dibromomethane | ND | | 0.00100 | 1 | 03/10/2024 19:59 | WG2243713 |
| 1,2-Dichlorobenzene | ND | | 0.00100 | 1 | 03/10/2024 19:59 | WG2243713 |
| 1,3-Dichlorobenzene | ND | | 0.00100 | 1 | 03/10/2024 19:59 | WG2243713 |
| 1,4-Dichlorobenzene | ND | | 0.00100 | 1 | 03/10/2024 19:59 | WG2243713 |
| trans-1,4-Dichloro-2-butene | ND | | 0.00250 | 1 | 03/10/2024 19:59 | WG2243713 |
| Dichlorodifluoromethane | ND | | 0.00500 | 1 | 03/10/2024 19:59 | WG2243713 |
| 1,1-Dichloroethane | ND | | 0.00100 | 1 | 03/10/2024 19:59 | WG2243713 |
| 1,2-Dichloroethane | ND | | 0.00100 | 1 | 03/10/2024 19:59 | WG2243713 |
| 1,1-Dichloroethene | ND | | 0.00100 | 1 | 03/10/2024 19:59 | WG2243713 |
| cis-1,2-Dichloroethene | 0.00102 | | 0.00100 | 1 | 03/10/2024 19:59 | WG2243713 |

## Volatile Organic Compounds (GC/MS) by Method 8260B

| Analyte | Result mg/l | Qualifier | RDL mg/l | Dilution | Analysis date / time | Batch |
|---|---|---|---|---|---|---|
| trans-1,2-Dichloroethene | ND | | 0.00100 | 1 | 03/10/2024 19:59 | WG2243713 |
| 1,2-Dichloropropane | ND | | 0.00100 | 1 | 03/10/2024 19:59 | WG2243713 |
| cis-1,3-Dichloropropene | ND | | 0.00100 | 1 | 03/10/2024 19:59 | WG2243713 |
| trans-1,3-Dichloropropene | ND | | 0.00100 | 1 | 03/10/2024 19:59 | WG2243713 |
| Ethylbenzene | ND | | 0.00100 | 1 | 03/10/2024 19:59 | WG2243713 |
| Hexachloro-1,3-butadiene | ND | | 0.00100 | 1 | 03/10/2024 19:59 | WG2243713 |
| 2-Hexanone | ND | | 0.0100 | 1 | 03/10/2024 19:59 | WG2243713 |
| 2-Butanone (MEK) | ND | | 0.0100 | 1 | 03/10/2024 19:59 | WG2243713 |
| Iodomethane | ND | | 0.0100 | 1 | 03/10/2024 19:59 | WG2243713 |
| Methylene Chloride | ND | | 0.00500 | 1 | 03/10/2024 19:59 | WG2243713 |
| 4-Methyl-2-pentanone (MIBK) | ND | | 0.0100 | 1 | 03/10/2024 19:59 | WG2243713 |
| Naphthalene | ND | UJ L2 | 0.00500 | 1 | 03/10/2024 19:59 | WG2243713 |
| n-Propylbenzene | ND | | 0.00100 | 1 | 03/10/2024 19:59 | WG2243713 |
| Styrene | ND | | 0.00100 | 1 | 03/10/2024 19:59 | WG2243713 |
| 1,1,1,2-Tetrachloroethane | ND | | 0.00100 | 1 | 03/10/2024 19:59 | WG2243713 |
| 1,1,2,2-Tetrachloroethane | ND | | 0.00100 | 1 | 03/10/2024 19:59 | WG2243713 |
| 1,1,2-Trichlorotrifluoroethane | ND | | 0.00100 | 1 | 03/10/2024 19:59 | WG2243713 |
| Tetrachloroethene | 0.00190 | | 0.00100 | 1 | 03/10/2024 19:59 | WG2243713 |
| Toluene | ND | | 0.00100 | 1 | 03/10/2024 19:59 | WG2243713 |
| 1,2,4-Trichlorobenzene | ND | | 0.00100 | 1 | 03/10/2024 19:59 | WG2243713 |
| 1,1,1-Trichloroethane | ND | | 0.00100 | 1 | 03/10/2024 19:59 | WG2243713 |
| 1,1,2-Trichloroethane | ND | | 0.00100 | 1 | 03/10/2024 19:59 | WG2243713 |
| Trichloroethene | ND | | 0.00100 | 1 | 03/10/2024 19:59 | WG2243713 |
| Trichlorofluoromethane | ND | | 0.00500 | 1 | 03/10/2024 19:59 | WG2243713 |
| 1,2,3-Trichloropropane | ND | | 0.00250 | 1 | 03/10/2024 19:59 | WG2243713 |
| 1,2,4-Trimethylbenzene | ND | | 0.00100 | 1 | 03/10/2024 19:59 | WG2243713 |
| 1,3,5-Trimethylbenzene | ND | | 0.00100 | 1 | 03/10/2024 19:59 | WG2243713 |
| Vinyl acetate | ND | L1 | 0.0100 | 1 | 03/10/2024 19:59 | WG2243713 |
| Vinyl chloride | ND | | 0.00100 | 1 | 03/10/2024 19:59 | WG2243713 |
| Xylenes, Total | ND | | 0.00300 | 1 | 03/10/2024 19:59 | WG2243713 |
| Di-isopropyl ether | ND | | 0.00100 | 1 | 03/10/2024 19:59 | WG2243713 |
| Ethanol | ND | | 0.100 | 1 | 03/10/2024 19:59 | WG2243713 |
| Ethyl tert-butyl ether | ND | | 0.00100 | 1 | 03/10/2024 19:59 | WG2243713 |
| Methyl tert-butyl ether | ND | | 0.00100 | 1 | 03/10/2024 19:59 | WG2243713 |
| tert-Butyl alcohol | ND | | 0.00500 | 1 | 03/10/2024 19:59 | WG2243713 |
| tert-Amyl Methyl Ether | ND | | 0.00100 | 1 | 03/10/2024 19:59 | WG2243713 |
| *(S) Toluene-d8* | *103* | | *80.0-120* | | *03/10/2024 19:59* | WG2243713 |
| *(S) 4-Bromofluorobenzene* | *98.5* | | *77.0-126* | | *03/10/2024 19:59* | WG2243713 |
| *(S) 1,2-Dichloroethane-d4* | *98.7* | | *70.0-130* | | *03/10/2024 19:59* | WG2243713 |

## Volatile Organic Compounds (GC/MS) by Method 8260B

| Analyte | Result mg/l | Qualifier | RDL mg/l | Dilution | Analysis date / time | Batch |
|---|---|---|---|---|---|---|
| Acetone | ND | | 0.0500 | 1 | 03/10/2024 17:56 | WG2243713 |
| Acrylonitrile | ND | | 0.0100 | 1 | 03/10/2024 17:56 | WG2243713 |
| Benzene | ND | | 0.00100 | 1 | 03/10/2024 17:56 | WG2243713 |
| Bromobenzene | ND | | 0.00100 | 1 | 03/10/2024 17:56 | WG2243713 |
| Bromochloromethane | ND | | 0.00100 | 1 | 03/10/2024 17:56 | WG2243713 |
| Bromodichloromethane | ND | | 0.00100 | 1 | 03/10/2024 17:56 | WG2243713 |
| Bromoform | ND | | 0.00100 | 1 | 03/10/2024 17:56 | WG2243713 |
| Bromomethane | ND | | 0.00500 | 1 | 03/10/2024 17:56 | WG2243713 |
| n-Butylbenzene | ND | | 0.00100 | 1 | 03/10/2024 17:56 | WG2243713 |
| sec-Butylbenzene | ND | | 0.00100 | 1 | 03/10/2024 17:56 | WG2243713 |
| tert-Butylbenzene | ND | | 0.00100 | 1 | 03/10/2024 17:56 | WG2243713 |
| Carbon tetrachloride | ND | | 0.00100 | 1 | 03/10/2024 17:56 | WG2243713 |
| Carbon disulfide | ND | | 0.00100 | 1 | 03/10/2024 17:56 | WG2243713 |
| Chlorobenzene | ND | | 0.00100 | 1 | 03/10/2024 17:56 | WG2243713 |
| Chlorodibromomethane | ND | | 0.00100 | 1 | 03/10/2024 17:56 | WG2243713 |
| Chloroethane | ND | UJ R7 | 0.00500 | 1 | 03/10/2024 17:56 | WG2243713 |
| Chloroform | ND | | 0.00500 | 1 | 03/10/2024 17:56 | WG2243713 |
| Chloromethane | ND | | 0.00250 | 1 | 03/10/2024 17:56 | WG2243713 |
| 1,2-Dibromo-3-Chloropropane | ND | | 0.00500 | 1 | 03/10/2024 17:56 | WG2243713 |
| 1,2-Dibromoethane | ND | | 0.00100 | 1 | 03/10/2024 17:56 | WG2243713 |
| Dibromomethane | ND | | 0.00100 | 1 | 03/10/2024 17:56 | WG2243713 |
| 1,2-Dichlorobenzene | ND | | 0.00100 | 1 | 03/10/2024 17:56 | WG2243713 |
| 1,3-Dichlorobenzene | ND | | 0.00100 | 1 | 03/10/2024 17:56 | WG2243713 |
| 1,4-Dichlorobenzene | ND | | 0.00100 | 1 | 03/10/2024 17:56 | WG2243713 |
| trans-1,4-Dichloro-2-butene | ND | | 0.00250 | 1 | 03/10/2024 17:56 | WG2243713 |
| Dichlorodifluoromethane | ND | | 0.00500 | 1 | 03/10/2024 17:56 | WG2243713 |
| 1,1-Dichloroethane | ND | | 0.00100 | 1 | 03/10/2024 17:56 | WG2243713 |
| 1,2-Dichloroethane | ND | | 0.00100 | 1 | 03/10/2024 17:56 | WG2243713 |
| 1,1-Dichloroethene | ND | | 0.00100 | 1 | 03/10/2024 17:56 | WG2243713 |
| cis-1,2-Dichloroethene | ND | | 0.00100 | 1 | 03/10/2024 17:56 | WG2243713 |
| trans-1,2-Dichloroethene | ND | | 0.00100 | 1 | 03/10/2024 17:56 | WG2243713 |
| 1,2-Dichloropropane | ND | | 0.00100 | 1 | 03/10/2024 17:56 | WG2243713 |
| cis-1,3-Dichloropropene | ND | | 0.00100 | 1 | 03/10/2024 17:56 | WG2243713 |
| trans-1,3-Dichloropropene | ND | | 0.00100 | 1 | 03/10/2024 17:56 | WG2243713 |
| Ethylbenzene | ND | | 0.00100 | 1 | 03/10/2024 17:56 | WG2243713 |
| Hexachloro-1,3-butadiene | ND | | 0.00100 | 1 | 03/10/2024 17:56 | WG2243713 |
| 2-Hexanone | ND | | 0.0100 | 1 | 03/10/2024 17:56 | WG2243713 |
| 2-Butanone (MEK) | ND | | 0.0100 | 1 | 03/10/2024 17:56 | WG2243713 |
| Iodomethane | ND | | 0.0100 | 1 | 03/10/2024 17:56 | WG2243713 |
| Methylene Chloride | ND | | 0.00500 | 1 | 03/10/2024 17:56 | WG2243713 |
| 4-Methyl-2-pentanone (MIBK) | ND | | 0.0100 | 1 | 03/10/2024 17:56 | WG2243713 |
| Naphthalene | ND | UJ L2 | 0.00500 | 1 | 03/10/2024 17:56 | WG2243713 |
| n-Propylbenzene | ND | | 0.00100 | 1 | 03/10/2024 17:56 | WG2243713 |
| Styrene | ND | | 0.00100 | 1 | 03/10/2024 17:56 | WG2243713 |
| 1,1,1,2-Tetrachloroethane | ND | | 0.00100 | 1 | 03/10/2024 17:56 | WG2243713 |
| 1,1,2,2-Tetrachloroethane | ND | | 0.00100 | 1 | 03/10/2024 17:56 | WG2243713 |
| 1,1,2-Trichlorotrifluoroethane | ND | | 0.00100 | 1 | 03/10/2024 17:56 | WG2243713 |
| Tetrachloroethene | ND | | 0.00100 | 1 | 03/10/2024 17:56 | WG2243713 |
| Toluene | ND | | 0.00100 | 1 | 03/10/2024 17:56 | WG2243713 |
| 1,2,4-Trichlorobenzene | ND | | 0.00100 | 1 | 03/10/2024 17:56 | WG2243713 |
| 1,1,1-Trichloroethane | ND | | 0.00100 | 1 | 03/10/2024 17:56 | WG2243713 |
| 1,1,2-Trichloroethane | ND | | 0.00100 | 1 | 03/10/2024 17:56 | WG2243713 |
| Trichloroethene | ND | | 0.00100 | 1 | 03/10/2024 17:56 | WG2243713 |
| Trichlorofluoromethane | ND | | 0.00500 | 1 | 03/10/2024 17:56 | WG2243713 |
| 1,2,3-Trichloropropane | ND | | 0.00250 | 1 | 03/10/2024 17:56 | WG2243713 |
| 1,2,4-Trimethylbenzene | ND | | 0.00100 | 1 | 03/10/2024 17:56 | WG2243713 |

## Volatile Organic Compounds (GC/MS) by Method 8260B

| Analyte | Result mg/l | Qualifier | RDL mg/l | Dilution | Analysis date / time | Batch |
|---|---|---|---|---|---|---|
| 1,3,5-Trimethylbenzene | ND | | 0.00100 | 1 | 03/10/2024 17:56 | WG2243713 |
| Vinyl acetate | ND | L1 | 0.0100 | 1 | 03/10/2024 17:56 | WG2243713 |
| Vinyl chloride | ND | | 0.00100 | 1 | 03/10/2024 17:56 | WG2243713 |
| Xylenes, Total | ND | | 0.00300 | 1 | 03/10/2024 17:56 | WG2243713 |
| Di-isopropyl ether | ND | | 0.00100 | 1 | 03/10/2024 17:56 | WG2243713 |
| Ethanol | ND | | 0.100 | 1 | 03/10/2024 17:56 | WG2243713 |
| Ethyl tert-butyl ether | ND | | 0.00100 | 1 | 03/10/2024 17:56 | WG2243713 |
| Methyl tert-butyl ether | ND | | 0.00100 | 1 | 03/10/2024 17:56 | WG2243713 |
| tert-Butyl alcohol | ND | | 0.00500 | 1 | 03/10/2024 17:56 | WG2243713 |
| tert-Amyl Methyl Ether | ND | | 0.00100 | 1 | 03/10/2024 17:56 | WG2243713 |
| *(S) Toluene-d8* | *103* | | *80.0-120* | | *03/10/2024 17:56* | WG2243713 |
| *(S) 4-Bromofluorobenzene* | *100* | | *77.0-126* | | *03/10/2024 17:56* | WG2243713 |
| *(S) 1,2-Dichloroethane-d4* | *98.6* | | *70.0-130* | | *03/10/2024 17:56* | WG2243713 |

Company Name/Address:
**Kinder Morgan - Rocklin, CA-AZ Work**

410 N.44th Street
Suite 1000
Phoenix, AZ 85008

Billing Information:
Accounts Payable- Alan Van Antwerp
9950 SAN DIEGO MISSION RD.
SAN DIEGO, CA 92108

Pres Chk

Report to: Bob Forsberg

Email To: bob.forsberg@arcadis-us.com;sascha.arnold@arcadis.com

Project Description: KMEP Silvercroft Wash

City/State Collected: TUCSON/AZ

Please Circle: PT MT CT ET

Phone: 602-438-0883

Client Project # ~~30179444.01~~ 30207116

Lab Project # KINARCPAZ-SILVERCROF

Collected by (print): MS/SXA

Site/Facility ID # SILVERCROFT WASH

P.O. # WD1046679

Collected by (signature): [signature]

Immediately Packed on Ice N ___ Y X

*Rush?* (Lab MUST Be Notified)
___ Same Day ___ Five Day
___ Next Day ___ 5 Day (Rad Only)
___ Two Day ___ 10 Day (Rad Only)
___ Three Day

Quote #

Date Results Needed: STD TAT

Analysis / Container / Preservative

Chain of Custody Page 1 of 1

Pace PEOPLE ADVANCING SCIENCE

MT JULIET, TN

12065 Lebanon Rd Mount Juliet, TN 37122
Submitting a sample via this chain of custody constitutes acknowledgment and acceptance of the Pace Terms and Conditions found at: https://info.pacelabs.com/hubfs/pas-standard-terms.pdf

SDG # L1713243

B176

Acctnum: KINARCPAZ
Template: T190237
Prelogin: P1053889
PM: 110 - Brian Ford
PB:
Shipped Via:

| Sample ID | Comp/Grab | Matrix * | Depth | Date | Time | No. of Cntrs | *NO2,NO3,SO4 125mlHDPE-NoPres | EEM RSK175 40mlAmb HCl | HOLD - NO2+NO3 250mlHDPE-H2SO4 (C2) | TDS 1L-HDPE NoPres | Total Fe 6010 250mlHDPE-HNO3 (C2) | VOCs+OXYs 8260 40mlAmb-HCl | | | | | Remarks | Sample # (lab only) |
|---|---|---|---|---|---|---|---|---|---|---|---|---|---|---|---|---|---|---|
| R-122A | GRAB | GW | 165' | 03-07-2024 | 0925 | 18 | x | x | x | x | x | x | | | | | RUN MS/MSD | -01 |
| WR-242A | | GW | 166' | | 1035 | 9 | x | x | x | x | x | x | | | | | | -02 |
| WR-464A | | | 161' | | 1140 | 9 | x | x | x | x | x | x | | | | | | -03 |
| WR-464A DUP | | | 161' | | 1145 | 9 | x | x | x | x | x | x | | | | | | -04 |
| WR-467A | | | 175' | | 1235 | 9 | x | x | x | x | x | x | | | | | | -05 |
| R-082A | | | 172' | | 1325 | 9 | x | x | x | x | x | x | | | | | | -06 |
| | | | | | | | | | | | | | | | | | | |
| | | | | | | | | | | | | | | | | | | |
| EB-3 | Grab | AQ | — | 3-7-24 | 0815 | 3 | | | | | | X | | | | | | -07 |
| TRIP BLANK | — | AQ | — | 03-07-2024 | — | 2 | | | | | | X | | | | | | -08 |

* Matrix:
SS - Soil AIR - Air F - Filter
GW - Groundwater B - Bioassay
WW - WasteWater
DW - Drinking Water
OT - Other_____

Remarks: *NO2,NO3 have a 48 hour holding time.
☆ COT Wells ☆

pH _____ Temp _____
Flow _____ Other _____

Samples returned via: __ UPS ✓ FedEx __ Courier _____

Tracking # 648154637410

Sample Receipt Checklist
COC Seal Present/Intact: __NP ✓Y __N
COC Signed/Accurate: ✓Y __N
Bottles arrive intact: ✓Y __N
Correct bottles used: ✓Y __N
Sufficient volume sent: ✓Y __N
If Applicable
VOA Zero Headspace: ✓Y __N
Preservation Correct/Checked: ✓Y __N
RAD Screen <0.5 mR/hr: ✓Y __N

| Relinquished by : (Signature) | Date: | Time: | Received by: (Signature) | Trip Blank Received: |
|---|---|---|---|---|
| SASCHA ARNOLD | 03-07-2024 | 1625 | [signature] | Yes / No HCL / MeoH TBR 2 |
| [signature] | 3/7/24 | 1800 | SWA | Temp: 0.2+0-0.2 °C MSA9 Bottles Received: 66 |
| | | | Received for lab by: (Signature) [signature] | Date: 03-08-24 Time: 0900 |

If PH-10BDH5021 TRC-2352362 CR6-20221V ate/Time

Hold:

Condition: NCF / OK

PNRAZ

## Gravimetric Analysis by Method 2540 C-2011

| Analyte | Result mg/l | Qualifier | RDL mg/l | Dilution | Analysis date / time | Batch |
|---|---|---|---|---|---|---|
| Dissolved Solids | 474 | | 10.0 | 1 | 03/13/2024 15:02 | WG2245686 |

## Wet Chemistry by Method 9056A

| Analyte | Result mg/l | Qualifier | RDL mg/l | Dilution | Analysis date / time | Batch |
|---|---|---|---|---|---|---|
| Nitrate | 1.09 | | 0.100 | 1 | 03/08/2024 22:03 | WG2242747 |
| Nitrite | ND | | 0.100 | 1 | 03/08/2024 22:03 | WG2242747 |
| Sulfate | 42.4 | | 5.00 | 1 | 03/08/2024 22:03 | WG2242747 |

## Metals (ICP) by Method 6010D

| Analyte | Result mg/l | Qualifier | RDL mg/l | Dilution | Analysis date / time | Batch |
|---|---|---|---|---|---|---|
| Iron | ND | | 0.100 | 1 | 03/14/2024 20:16 | WG2243605 |

## Volatile Organic Compounds (GC) by Method RSK175

| Analyte | Result mg/l | Qualifier | RDL mg/l | Dilution | Analysis date / time | Batch |
|---|---|---|---|---|---|---|
| Methane | ND | | 0.0100 | 1 | 03/12/2024 11:55 | WG2242828 |
| Ethane | ND | | 0.0130 | 1 | 03/12/2024 11:55 | WG2242828 |
| Ethene | ND | | 0.0130 | 1 | 03/12/2024 11:55 | WG2242828 |

## Volatile Organic Compounds (GC/MS) by Method 8260B

| Analyte | Result mg/l | Qualifier | RDL mg/l | Dilution | Analysis date / time | Batch |
|---|---|---|---|---|---|---|
| Acetone | ND | | 0.0500 | 1 | 03/12/2024 14:53 | WG2244713 |
| Acrylonitrile | ND | | 0.0100 | 1 | 03/12/2024 14:53 | WG2244713 |
| Benzene | ND | | 0.00100 | 1 | 03/12/2024 14:53 | WG2244713 |
| Bromobenzene | ND | | 0.00100 | 1 | 03/12/2024 14:53 | WG2244713 |
| Bromochloromethane | ND | ~~L1~~ | 0.00100 | 1 | 03/12/2024 14:53 | WG2244713 |
| Bromodichloromethane | ND | | 0.00100 | 1 | 03/12/2024 14:53 | WG2244713 |
| Bromoform | ND | | 0.00100 | 1 | 03/12/2024 14:53 | WG2244713 |
| Bromomethane | ND | UJ | 0.00500 | 1 | 03/12/2024 14:53 | WG2244713 |
| n-Butylbenzene | ND | | 0.00100 | 1 | 03/12/2024 14:53 | WG2244713 |
| sec-Butylbenzene | ND | | 0.00100 | 1 | 03/12/2024 14:53 | WG2244713 |
| tert-Butylbenzene | ND | | 0.00100 | 1 | 03/12/2024 14:53 | WG2244713 |
| Carbon tetrachloride | ND | | 0.00100 | 1 | 03/12/2024 14:53 | WG2244713 |
| Carbon disulfide | ND | | 0.00100 | 1 | 03/12/2024 14:53 | WG2244713 |
| Chlorobenzene | ND | | 0.00100 | 1 | 03/12/2024 14:53 | WG2244713 |
| Chlorodibromomethane | ND | | 0.00100 | 1 | 03/12/2024 14:53 | WG2244713 |
| Chloroethane | ND | | 0.00500 | 1 | 03/12/2024 14:53 | WG2244713 |
| Chloroform | ND | | 0.00500 | 1 | 03/12/2024 14:53 | WG2244713 |
| Chloromethane | ND | | 0.00250 | 1 | 03/12/2024 14:53 | WG2244713 |
| 1,2-Dibromo-3-Chloropropane | ND | | 0.00500 | 1 | 03/12/2024 14:53 | WG2244713 |
| 1,2-Dibromoethane | ND | | 0.00100 | 1 | 03/12/2024 14:53 | WG2244713 |
| Dibromomethane | ND | | 0.00100 | 1 | 03/12/2024 14:53 | WG2244713 |
| 1,2-Dichlorobenzene | ND | | 0.00100 | 1 | 03/12/2024 14:53 | WG2244713 |
| 1,3-Dichlorobenzene | ND | | 0.00100 | 1 | 03/12/2024 14:53 | WG2244713 |
| 1,4-Dichlorobenzene | ND | | 0.00100 | 1 | 03/12/2024 14:53 | WG2244713 |
| trans-1,4-Dichloro-2-butene | ND | UJ | 0.00250 | 1 | 03/12/2024 14:53 | WG2244713 |
| Dichlorodifluoromethane | ND | ~~M1~~ | 0.00500 | 1 | 03/12/2024 14:53 | WG2244713 |
| 1,1-Dichloroethane | ND | | 0.00100 | 1 | 03/12/2024 14:53 | WG2244713 |
| 1,2-Dichloroethane | ND | | 0.00100 | 1 | 03/12/2024 14:53 | WG2244713 |
| 1,1-Dichloroethene | ND | | 0.00100 | 1 | 03/12/2024 14:53 | WG2244713 |
| cis-1,2-Dichloroethene | ND | | 0.00100 | 1 | 03/12/2024 14:53 | WG2244713 |

## Volatile Organic Compounds (GC/MS) by Method 8260B

| Analyte | Result mg/l | Qualifier | RDL mg/l | Dilution | Analysis date / time | Batch |
|---|---|---|---|---|---|---|
| trans-1,2-Dichloroethene | ND | | 0.00100 | 1 | 03/12/2024 14:53 | WG2244713 |
| 1,2-Dichloropropane | ND | | 0.00100 | 1 | 03/12/2024 14:53 | WG2244713 |
| cis-1,3-Dichloropropene | ND | | 0.00100 | 1 | 03/12/2024 14:53 | WG2244713 |
| trans-1,3-Dichloropropene | ND | | 0.00100 | 1 | 03/12/2024 14:53 | WG2244713 |
| Ethylbenzene | ND | | 0.00100 | 1 | 03/12/2024 14:53 | WG2244713 |
| Hexachloro-1,3-butadiene | ND | | 0.00100 | 1 | 03/12/2024 14:53 | WG2244713 |
| 2-Hexanone | ND | | 0.0100 | 1 | 03/12/2024 14:53 | WG2244713 |
| 2-Butanone (MEK) | ND | | 0.0100 | 1 | 03/12/2024 14:53 | WG2244713 |
| Iodomethane | ND | UJ | 0.0100 | 1 | 03/12/2024 14:53 | WG2244713 |
| Methylene Chloride | ND | | 0.00500 | 1 | 03/12/2024 14:53 | WG2244713 |
| 4-Methyl-2-pentanone (MIBK) | ND | | 0.0100 | 1 | 03/12/2024 14:53 | WG2244713 |
| Naphthalene | ND | | 0.00500 | 1 | 03/12/2024 14:53 | WG2244713 |
| n-Propylbenzene | ND | | 0.00100 | 1 | 03/12/2024 14:53 | WG2244713 |
| Styrene | ND | | 0.00100 | 1 | 03/12/2024 14:53 | WG2244713 |
| 1,1,1,2-Tetrachloroethane | ND | | 0.00100 | 1 | 03/12/2024 14:53 | WG2244713 |
| 1,1,2,2-Tetrachloroethane | ND | | 0.00100 | 1 | 03/12/2024 14:53 | WG2244713 |
| 1,1,2-Trichlorotrifluoroethane | ND | | 0.00100 | 1 | 03/12/2024 14:53 | WG2244713 |
| Tetrachloroethene | ND | | 0.00100 | 1 | 03/12/2024 14:53 | WG2244713 |
| Toluene | ND | | 0.00100 | 1 | 03/12/2024 14:53 | WG2244713 |
| 1,2,4-Trichlorobenzene | ND | | 0.00100 | 1 | 03/12/2024 14:53 | WG2244713 |
| 1,1,1-Trichloroethane | ND | | 0.00100 | 1 | 03/12/2024 14:53 | WG2244713 |
| 1,1,2-Trichloroethane | ND | ~~L1~~ | 0.00100 | 1 | 03/12/2024 14:53 | WG2244713 |
| Trichloroethene | ND | | 0.00100 | 1 | 03/12/2024 14:53 | WG2244713 |
| Trichlorofluoromethane | ND | | 0.00500 | 1 | 03/12/2024 14:53 | WG2244713 |
| 1,2,3-Trichloropropane | ND | | 0.00250 | 1 | 03/12/2024 14:53 | WG2244713 |
| 1,2,4-Trimethylbenzene | ND | | 0.00100 | 1 | 03/12/2024 14:53 | WG2244713 |
| 1,3,5-Trimethylbenzene | ND | | 0.00100 | 1 | 03/12/2024 14:53 | WG2244713 |
| Vinyl acetate | ND | | 0.0100 | 1 | 03/12/2024 14:53 | WG2244713 |
| Vinyl chloride | ND | | 0.00100 | 1 | 03/12/2024 14:53 | WG2244713 |
| Xylenes, Total | ND | | 0.00300 | 1 | 03/12/2024 14:53 | WG2244713 |
| Di-isopropyl ether | ND | | 0.00100 | 1 | 03/12/2024 14:53 | WG2244713 |
| Ethanol | ND | | 0.100 | 1 | 03/12/2024 14:53 | WG2244713 |
| Ethyl tert-butyl ether | ND | | 0.00100 | 1 | 03/12/2024 14:53 | WG2244713 |
| Methyl tert-butyl ether | ND | | 0.00100 | 1 | 03/12/2024 14:53 | WG2244713 |
| tert-Butyl alcohol | 0.00574 | | 0.00500 | 1 | 03/12/2024 14:53 | WG2244713 |
| tert-Amyl Methyl Ether | ND | | 0.00100 | 1 | 03/12/2024 14:53 | WG2244713 |
| *(S) Toluene-d8* | *106* | | *80.0-120* | | *03/12/2024 14:53* | WG2244713 |
| *(S) 4-Bromofluorobenzene* | *101* | | *77.0-126* | | *03/12/2024 14:53* | WG2244713 |
| *(S) 1,2-Dichloroethane-d4* | *95.4* | | *70.0-130* | | *03/12/2024 14:53* | WG2244713 |

1 Cp
2 Tc
3 Ss
4 Cn
5 Sr
6 Qc
7 Is
8 Gl
9 Al
10 Sc

## Gravimetric Analysis by Method 2540 C-2011

| Analyte | Result mg/l | Qualifier | RDL mg/l | Dilution | Analysis date / time | Batch |
|---|---|---|---|---|---|---|
| Dissolved Solids | 1000 | | 20.0 | 1 | 03/14/2024 07:58 | WG2245687 |

## Wet Chemistry by Method 9056A

| Analyte | Result mg/l | Qualifier | RDL mg/l | Dilution | Analysis date / time | Batch |
|---|---|---|---|---|---|---|
| Nitrate | 3.58 | | 0.100 | 1 | 03/08/2024 23:19 | WG2242747 |
| Nitrite | ND | | 0.100 | 1 | 03/08/2024 23:19 | WG2242747 |
| Sulfate | 315 | | 25.0 | 5 | 03/08/2024 23:31 | WG2242747 |

## Metals (ICP) by Method 6010D

| Analyte | Result mg/l | Qualifier | RDL mg/l | Dilution | Analysis date / time | Batch |
|---|---|---|---|---|---|---|
| Iron | 0.635 | | 0.100 | 1 | 03/14/2024 20:27 | WG2243605 |

## Volatile Organic Compounds (GC) by Method RSK175

| Analyte | Result mg/l | Qualifier | RDL mg/l | Dilution | Analysis date / time | Batch |
|---|---|---|---|---|---|---|
| Methane | ND | | 0.0100 | 1 | 03/12/2024 12:01 | WG2242828 |
| Ethane | ND | | 0.0130 | 1 | 03/12/2024 12:01 | WG2242828 |
| Ethene | ND | | 0.0130 | 1 | 03/12/2024 12:01 | WG2242828 |

## Volatile Organic Compounds (GC/MS) by Method 8260B

| Analyte | Result mg/l | Qualifier | RDL mg/l | Dilution | Analysis date / time | Batch |
|---|---|---|---|---|---|---|
| Acetone | ND | | 0.0500 | 1 | 03/12/2024 15:15 | WG2244713 |
| Acrylonitrile | ND | | 0.0100 | 1 | 03/12/2024 15:15 | WG2244713 |
| Benzene | ND | | 0.00100 | 1 | 03/12/2024 15:15 | WG2244713 |
| Bromobenzene | ND | | 0.00100 | 1 | 03/12/2024 15:15 | WG2244713 |
| Bromochloromethane | ND | ~~L1~~ | 0.00100 | 1 | 03/12/2024 15:15 | WG2244713 |
| Bromodichloromethane | ND | | 0.00100 | 1 | 03/12/2024 15:15 | WG2244713 |
| Bromoform | ND | | 0.00100 | 1 | 03/12/2024 15:15 | WG2244713 |
| Bromomethane | ND | UJ ~~R7~~ | 0.00500 | 1 | 03/12/2024 15:15 | WG2244713 |
| n-Butylbenzene | ND | | 0.00100 | 1 | 03/12/2024 15:15 | WG2244713 |
| sec-Butylbenzene | ND | | 0.00100 | 1 | 03/12/2024 15:15 | WG2244713 |
| tert-Butylbenzene | ND | | 0.00100 | 1 | 03/12/2024 15:15 | WG2244713 |
| Carbon tetrachloride | ND | | 0.00100 | 1 | 03/12/2024 15:15 | WG2244713 |
| Carbon disulfide | ND | | 0.00100 | 1 | 03/12/2024 15:15 | WG2244713 |
| Chlorobenzene | ND | | 0.00100 | 1 | 03/12/2024 15:15 | WG2244713 |
| Chlorodibromomethane | ND | | 0.00100 | 1 | 03/12/2024 15:15 | WG2244713 |
| Chloroethane | ND | | 0.00500 | 1 | 03/12/2024 15:15 | WG2244713 |
| Chloroform | ND | | 0.00500 | 1 | 03/12/2024 15:15 | WG2244713 |
| Chloromethane | ND | | 0.00250 | 1 | 03/12/2024 15:15 | WG2244713 |
| 1,2-Dibromo-3-Chloropropane | ND | | 0.00500 | 1 | 03/12/2024 15:15 | WG2244713 |
| 1,2-Dibromoethane | ND | | 0.00100 | 1 | 03/12/2024 15:15 | WG2244713 |
| Dibromomethane | ND | | 0.00100 | 1 | 03/12/2024 15:15 | WG2244713 |
| 1,2-Dichlorobenzene | ND | | 0.00100 | 1 | 03/12/2024 15:15 | WG2244713 |
| 1,3-Dichlorobenzene | ND | | 0.00100 | 1 | 03/12/2024 15:15 | WG2244713 |
| 1,4-Dichlorobenzene | ND | | 0.00100 | 1 | 03/12/2024 15:15 | WG2244713 |
| trans-1,4-Dichloro-2-butene | ND | UJ ~~R5~~ | 0.00250 | 1 | 03/12/2024 15:15 | WG2244713 |
| Dichlorodifluoromethane | ND | | 0.00500 | 1 | 03/12/2024 15:15 | WG2244713 |
| 1,1-Dichloroethane | ND | | 0.00100 | 1 | 03/12/2024 15:15 | WG2244713 |
| 1,2-Dichloroethane | ND | | 0.00100 | 1 | 03/12/2024 15:15 | WG2244713 |
| 1,1-Dichloroethene | ND | | 0.00100 | 1 | 03/12/2024 15:15 | WG2244713 |
| cis-1,2-Dichloroethene | ND | | 0.00100 | 1 | 03/12/2024 15:15 | WG2244713 |

## Volatile Organic Compounds (GC/MS) by Method 8260B

| Analyte | Result mg/l | Qualifier | RDL mg/l | Dilution | Analysis date / time | Batch |
|---|---|---|---|---|---|---|
| trans-1,2-Dichloroethene | ND | | 0.00100 | 1 | 03/12/2024 15:15 | WG2244713 |
| 1,2-Dichloropropane | ND | | 0.00100 | 1 | 03/12/2024 15:15 | WG2244713 |
| cis-1,3-Dichloropropene | ND | | 0.00100 | 1 | 03/12/2024 15:15 | WG2244713 |
| trans-1,3-Dichloropropene | ND | | 0.00100 | 1 | 03/12/2024 15:15 | WG2244713 |
| Ethylbenzene | ND | | 0.00100 | 1 | 03/12/2024 15:15 | WG2244713 |
| Hexachloro-1,3-butadiene | ND | | 0.00100 | 1 | 03/12/2024 15:15 | WG2244713 |
| 2-Hexanone | ND | | 0.0100 | 1 | 03/12/2024 15:15 | WG2244713 |
| 2-Butanone (MEK) | ND | | 0.0100 | 1 | 03/12/2024 15:15 | WG2244713 |
| Iodomethane | ND | UJ R5 | 0.0100 | 1 | 03/12/2024 15:15 | WG2244713 |
| Methylene Chloride | ND | | 0.00500 | 1 | 03/12/2024 15:15 | WG2244713 |
| 4-Methyl-2-pentanone (MIBK) | ND | | 0.0100 | 1 | 03/12/2024 15:15 | WG2244713 |
| Naphthalene | ND | | 0.00500 | 1 | 03/12/2024 15:15 | WG2244713 |
| n-Propylbenzene | ND | | 0.00100 | 1 | 03/12/2024 15:15 | WG2244713 |
| Styrene | ND | | 0.00100 | 1 | 03/12/2024 15:15 | WG2244713 |
| 1,1,1,2-Tetrachloroethane | ND | | 0.00100 | 1 | 03/12/2024 15:15 | WG2244713 |
| 1,1,2,2-Tetrachloroethane | ND | | 0.00100 | 1 | 03/12/2024 15:15 | WG2244713 |
| 1,1,2-Trichlorotrifluoroethane | ND | | 0.00100 | 1 | 03/12/2024 15:15 | WG2244713 |
| Tetrachloroethene | 0.0102 | | 0.00100 | 1 | 03/12/2024 15:15 | WG2244713 |
| Toluene | ND | | 0.00100 | 1 | 03/12/2024 15:15 | WG2244713 |
| 1,2,4-Trichlorobenzene | ND | | 0.00100 | 1 | 03/12/2024 15:15 | WG2244713 |
| 1,1,1-Trichloroethane | ND | | 0.00100 | 1 | 03/12/2024 15:15 | WG2244713 |
| 1,1,2-Trichloroethane | ND | L1 | 0.00100 | 1 | 03/12/2024 15:15 | WG2244713 |
| Trichloroethene | 0.00110 | | 0.00100 | 1 | 03/12/2024 15:15 | WG2244713 |
| Trichlorofluoromethane | ND | | 0.00500 | 1 | 03/12/2024 15:15 | WG2244713 |
| 1,2,3-Trichloropropane | ND | | 0.00250 | 1 | 03/12/2024 15:15 | WG2244713 |
| 1,2,4-Trimethylbenzene | ND | | 0.00100 | 1 | 03/12/2024 15:15 | WG2244713 |
| 1,3,5-Trimethylbenzene | ND | | 0.00100 | 1 | 03/12/2024 15:15 | WG2244713 |
| Vinyl acetate | ND | | 0.0100 | 1 | 03/12/2024 15:15 | WG2244713 |
| Vinyl chloride | ND | | 0.00100 | 1 | 03/12/2024 15:15 | WG2244713 |
| Xylenes, Total | ND | | 0.00300 | 1 | 03/12/2024 15:15 | WG2244713 |
| Di-isopropyl ether | ND | | 0.00100 | 1 | 03/12/2024 15:15 | WG2244713 |
| Ethanol | ND | | 0.100 | 1 | 03/12/2024 15:15 | WG2244713 |
| Ethyl tert-butyl ether | ND | | 0.00100 | 1 | 03/12/2024 15:15 | WG2244713 |
| Methyl tert-butyl ether | 0.0113 | | 0.00100 | 1 | 03/12/2024 15:15 | WG2244713 |
| tert-Butyl alcohol | ND | | 0.00500 | 1 | 03/12/2024 15:15 | WG2244713 |
| tert-Amyl Methyl Ether | 0.00118 | | 0.00100 | 1 | 03/12/2024 15:15 | WG2244713 |
| *(S) Toluene-d8* | *108* | | *80.0-120* | | *03/12/2024 15:15* | WG2244713 |
| *(S) 4-Bromofluorobenzene* | *103* | | *77.0-126* | | *03/12/2024 15:15* | WG2244713 |
| *(S) 1,2-Dichloroethane-d4* | *94.6* | | *70.0-130* | | *03/12/2024 15:15* | WG2244713 |

## Gravimetric Analysis by Method 2540 C-2011

| Analyte | Result mg/l | Qualifier | RDL mg/l | Dilution | Analysis date / time | Batch |
|---|---|---|---|---|---|---|
| Dissolved Solids | 964 | | 20.0 | 1 | 03/14/2024 13:22 | WG2245683 |

## Wet Chemistry by Method 9056A

| Analyte | Result mg/l | Qualifier | RDL mg/l | Dilution | Analysis date / time | Batch |
|---|---|---|---|---|---|---|
| Nitrate | 3.88 | | 0.100 | 1 | 03/09/2024 00:09 | WG2242747 |
| Nitrite | 0.114 | | 0.100 | 1 | 03/09/2024 00:09 | WG2242747 |
| Sulfate | 279 | | 25.0 | 5 | 03/09/2024 00:22 | WG2242747 |

## Metals (ICP) by Method 6010D

| Analyte | Result mg/l | Qualifier | RDL mg/l | Dilution | Analysis date / time | Batch |
|---|---|---|---|---|---|---|
| Iron | ND | | 0.100 | 1 | 03/14/2024 20:30 | WG2243605 |

## Volatile Organic Compounds (GC) by Method RSK175

| Analyte | Result mg/l | Qualifier | RDL mg/l | Dilution | Analysis date / time | Batch |
|---|---|---|---|---|---|---|
| Methane | ND | | 0.0100 | 1 | 03/12/2024 12:04 | WG2242828 |
| Ethane | ND | | 0.0130 | 1 | 03/12/2024 12:04 | WG2242828 |
| Ethene | ND | | 0.0130 | 1 | 03/12/2024 12:04 | WG2242828 |

## Volatile Organic Compounds (GC/MS) by Method 8260B

| Analyte | Result mg/l | Qualifier | RDL mg/l | Dilution | Analysis date / time | Batch |
|---|---|---|---|---|---|---|
| Acetone | ND | | 0.0500 | 1 | 03/12/2024 15:36 | WG2244713 |
| Acrylonitrile | ND | | 0.0100 | 1 | 03/12/2024 15:36 | WG2244713 |
| Benzene | ND | | 0.00100 | 1 | 03/12/2024 15:36 | WG2244713 |
| Bromobenzene | ND | | 0.00100 | 1 | 03/12/2024 15:36 | WG2244713 |
| Bromochloromethane | ND | ~~L1~~ | 0.00100 | 1 | 03/12/2024 15:36 | WG2244713 |
| Bromodichloromethane | ND | | 0.00100 | 1 | 03/12/2024 15:36 | WG2244713 |
| Bromoform | ND | | 0.00100 | 1 | 03/12/2024 15:36 | WG2244713 |
| Bromomethane | ND | UJ ~~R7~~ | 0.00500 | 1 | 03/12/2024 15:36 | WG2244713 |
| n-Butylbenzene | ND | | 0.00100 | 1 | 03/12/2024 15:36 | WG2244713 |
| sec-Butylbenzene | ND | | 0.00100 | 1 | 03/12/2024 15:36 | WG2244713 |
| tert-Butylbenzene | ND | | 0.00100 | 1 | 03/12/2024 15:36 | WG2244713 |
| Carbon tetrachloride | ND | | 0.00100 | 1 | 03/12/2024 15:36 | WG2244713 |
| Carbon disulfide | ND | | 0.00100 | 1 | 03/12/2024 15:36 | WG2244713 |
| Chlorobenzene | ND | | 0.00100 | 1 | 03/12/2024 15:36 | WG2244713 |
| Chlorodibromomethane | ND | | 0.00100 | 1 | 03/12/2024 15:36 | WG2244713 |
| Chloroethane | ND | | 0.00500 | 1 | 03/12/2024 15:36 | WG2244713 |
| Chloroform | ND | | 0.00500 | 1 | 03/12/2024 15:36 | WG2244713 |
| Chloromethane | ND | | 0.00250 | 1 | 03/12/2024 15:36 | WG2244713 |
| 1,2-Dibromo-3-Chloropropane | ND | | 0.00500 | 1 | 03/12/2024 15:36 | WG2244713 |
| 1,2-Dibromoethane | ND | | 0.00100 | 1 | 03/12/2024 15:36 | WG2244713 |
| Dibromomethane | ND | | 0.00100 | 1 | 03/12/2024 15:36 | WG2244713 |
| 1,2-Dichlorobenzene | ND | | 0.00100 | 1 | 03/12/2024 15:36 | WG2244713 |
| 1,3-Dichlorobenzene | ND | | 0.00100 | 1 | 03/12/2024 15:36 | WG2244713 |
| 1,4-Dichlorobenzene | ND | | 0.00100 | 1 | 03/12/2024 15:36 | WG2244713 |
| trans-1,4-Dichloro-2-butene | ND | UJ ~~R5~~ | 0.00250 | 1 | 03/12/2024 15:36 | WG2244713 |
| Dichlorodifluoromethane | ND | | 0.00500 | 1 | 03/12/2024 15:36 | WG2244713 |
| 1,1-Dichloroethane | ND | | 0.00100 | 1 | 03/12/2024 15:36 | WG2244713 |
| 1,2-Dichloroethane | ND | | 0.00100 | 1 | 03/12/2024 15:36 | WG2244713 |
| 1,1-Dichloroethene | ND | | 0.00100 | 1 | 03/12/2024 15:36 | WG2244713 |
| cis-1,2-Dichloroethene | ND | | 0.00100 | 1 | 03/12/2024 15:36 | WG2244713 |

## Volatile Organic Compounds (GC/MS) by Method 8260B

| Analyte | Result mg/l | Qualifier | RDL mg/l | Dilution | Analysis date / time | Batch |
|---|---|---|---|---|---|---|
| trans-1,2-Dichloroethene | ND | | 0.00100 | 1 | 03/12/2024 15:36 | WG2244713 |
| 1,2-Dichloropropane | ND | | 0.00100 | 1 | 03/12/2024 15:36 | WG2244713 |
| cis-1,3-Dichloropropene | ND | | 0.00100 | 1 | 03/12/2024 15:36 | WG2244713 |
| trans-1,3-Dichloropropene | ND | | 0.00100 | 1 | 03/12/2024 15:36 | WG2244713 |
| Ethylbenzene | ND | | 0.00100 | 1 | 03/12/2024 15:36 | WG2244713 |
| Hexachloro-1,3-butadiene | ND | | 0.00100 | 1 | 03/12/2024 15:36 | WG2244713 |
| 2-Hexanone | ND | | 0.0100 | 1 | 03/12/2024 15:36 | WG2244713 |
| 2-Butanone (MEK) | ND | | 0.0100 | 1 | 03/12/2024 15:36 | WG2244713 |
| Iodomethane | ND | UJ R5 | 0.0100 | 1 | 03/12/2024 15:36 | WG2244713 |
| Methylene Chloride | ND | | 0.00500 | 1 | 03/12/2024 15:36 | WG2244713 |
| 4-Methyl-2-pentanone (MIBK) | ND | | 0.0100 | 1 | 03/12/2024 15:36 | WG2244713 |
| Naphthalene | ND | | 0.00500 | 1 | 03/12/2024 15:36 | WG2244713 |
| n-Propylbenzene | ND | | 0.00100 | 1 | 03/12/2024 15:36 | WG2244713 |
| Styrene | ND | | 0.00100 | 1 | 03/12/2024 15:36 | WG2244713 |
| 1,1,1,2-Tetrachloroethane | ND | | 0.00100 | 1 | 03/12/2024 15:36 | WG2244713 |
| 1,1,2,2-Tetrachloroethane | ND | | 0.00100 | 1 | 03/12/2024 15:36 | WG2244713 |
| 1,1,2-Trichlorotrifluoroethane | ND | | 0.00100 | 1 | 03/12/2024 15:36 | WG2244713 |
| Tetrachloroethene | ND | | 0.00100 | 1 | 03/12/2024 15:36 | WG2244713 |
| Toluene | ND | | 0.00100 | 1 | 03/12/2024 15:36 | WG2244713 |
| 1,2,4-Trichlorobenzene | ND | | 0.00100 | 1 | 03/12/2024 15:36 | WG2244713 |
| 1,1,1-Trichloroethane | ND | | 0.00100 | 1 | 03/12/2024 15:36 | WG2244713 |
| 1,1,2-Trichloroethane | ND | L1 | 0.00100 | 1 | 03/12/2024 15:36 | WG2244713 |
| Trichloroethene | ND | | 0.00100 | 1 | 03/12/2024 15:36 | WG2244713 |
| Trichlorofluoromethane | ND | | 0.00500 | 1 | 03/12/2024 15:36 | WG2244713 |
| 1,2,3-Trichloropropane | ND | | 0.00250 | 1 | 03/12/2024 15:36 | WG2244713 |
| 1,2,4-Trimethylbenzene | ND | | 0.00100 | 1 | 03/12/2024 15:36 | WG2244713 |
| 1,3,5-Trimethylbenzene | ND | | 0.00100 | 1 | 03/12/2024 15:36 | WG2244713 |
| Vinyl acetate | ND | | 0.0100 | 1 | 03/12/2024 15:36 | WG2244713 |
| Vinyl chloride | ND | | 0.00100 | 1 | 03/12/2024 15:36 | WG2244713 |
| Xylenes, Total | ND | | 0.00300 | 1 | 03/12/2024 15:36 | WG2244713 |
| Di-isopropyl ether | ND | | 0.00100 | 1 | 03/12/2024 15:36 | WG2244713 |
| Ethanol | ND | | 0.100 | 1 | 03/12/2024 15:36 | WG2244713 |
| Ethyl tert-butyl ether | ND | | 0.00100 | 1 | 03/12/2024 15:36 | WG2244713 |
| Methyl tert-butyl ether | 0.0271 | | 0.00100 | 1 | 03/12/2024 15:36 | WG2244713 |
| tert-Butyl alcohol | 0.137 | | 0.00500 | 1 | 03/12/2024 15:36 | WG2244713 |
| tert-Amyl Methyl Ether | 0.00701 | | 0.00100 | 1 | 03/12/2024 15:36 | WG2244713 |
| *(S) Toluene-d8* | *106* | | *80.0-120* | | *03/12/2024 15:36* | WG2244713 |
| *(S) 4-Bromofluorobenzene* | *102* | | *77.0-126* | | *03/12/2024 15:36* | WG2244713 |
| *(S) 1,2-Dichloroethane-d4* | *93.0* | | *70.0-130* | | *03/12/2024 15:36* | WG2244713 |

1 Cp
2 Tc
3 Ss
4 Cn
5 Sr
6 Qc
7 Is
8 Gl
9 Al
10 Sc

## Gravimetric Analysis by Method 2540 C-2011

| Analyte | Result mg/l | Qualifier | RDL mg/l | Dilution | Analysis date / time | Batch |
|---|---|---|---|---|---|---|
| Dissolved Solids | 964 | | 20.0 | 1 | 03/13/2024 15:02 | WG2245686 |

## Wet Chemistry by Method 9056A

| Analyte | Result mg/l | Qualifier | RDL mg/l | Dilution | Analysis date / time | Batch |
|---|---|---|---|---|---|---|
| Nitrate | 4.01 | | 0.100 | 1 | 03/09/2024 00:34 | WG2242747 |
| Nitrite | 0.110 | | 0.100 | 1 | 03/09/2024 00:34 | WG2242747 |
| Sulfate | 279 | | 25.0 | 5 | 03/09/2024 00:47 | WG2242747 |

## Metals (ICP) by Method 6010D

| Analyte | Result mg/l | Qualifier | RDL mg/l | Dilution | Analysis date / time | Batch |
|---|---|---|---|---|---|---|
| Iron | ND | | 0.100 | 1 | 03/14/2024 20:33 | WG2243605 |

## Volatile Organic Compounds (GC) by Method RSK175

| Analyte | Result mg/l | Qualifier | RDL mg/l | Dilution | Analysis date / time | Batch |
|---|---|---|---|---|---|---|
| Methane | ND | | 0.0100 | 1 | 03/12/2024 12:07 | WG2242828 |
| Ethane | ND | | 0.0130 | 1 | 03/12/2024 12:07 | WG2242828 |
| Ethene | ND | | 0.0130 | 1 | 03/12/2024 12:07 | WG2242828 |

## Volatile Organic Compounds (GC/MS) by Method 8260B

| Analyte | Result mg/l | Qualifier | RDL mg/l | Dilution | Analysis date / time | Batch |
|---|---|---|---|---|---|---|
| Acetone | ND | | 0.0500 | 1 | 03/12/2024 15:58 | WG2244713 |
| Acrylonitrile | ND | | 0.0100 | 1 | 03/12/2024 15:58 | WG2244713 |
| Benzene | ND | | 0.00100 | 1 | 03/12/2024 15:58 | WG2244713 |
| Bromobenzene | ND | | 0.00100 | 1 | 03/12/2024 15:58 | WG2244713 |
| Bromochloromethane | ND | ~~L1~~ | 0.00100 | 1 | 03/12/2024 15:58 | WG2244713 |
| Bromodichloromethane | ND | | 0.00100 | 1 | 03/12/2024 15:58 | WG2244713 |
| Bromoform | ND | | 0.00100 | 1 | 03/12/2024 15:58 | WG2244713 |
| Bromomethane | ND | UJ ~~R7~~ | 0.00500 | 1 | 03/12/2024 15:58 | WG2244713 |
| n-Butylbenzene | ND | | 0.00100 | 1 | 03/12/2024 15:58 | WG2244713 |
| sec-Butylbenzene | ND | | 0.00100 | 1 | 03/12/2024 15:58 | WG2244713 |
| tert-Butylbenzene | ND | | 0.00100 | 1 | 03/12/2024 15:58 | WG2244713 |
| Carbon tetrachloride | ND | | 0.00100 | 1 | 03/12/2024 15:58 | WG2244713 |
| Carbon disulfide | ND | | 0.00100 | 1 | 03/12/2024 15:58 | WG2244713 |
| Chlorobenzene | ND | | 0.00100 | 1 | 03/12/2024 15:58 | WG2244713 |
| Chlorodibromomethane | ND | | 0.00100 | 1 | 03/12/2024 15:58 | WG2244713 |
| Chloroethane | ND | | 0.00500 | 1 | 03/12/2024 15:58 | WG2244713 |
| Chloroform | ND | | 0.00500 | 1 | 03/12/2024 15:58 | WG2244713 |
| Chloromethane | ND | | 0.00250 | 1 | 03/12/2024 15:58 | WG2244713 |
| 1,2-Dibromo-3-Chloropropane | ND | | 0.00500 | 1 | 03/12/2024 15:58 | WG2244713 |
| 1,2-Dibromoethane | ND | | 0.00100 | 1 | 03/12/2024 15:58 | WG2244713 |
| Dibromomethane | ND | | 0.00100 | 1 | 03/12/2024 15:58 | WG2244713 |
| 1,2-Dichlorobenzene | ND | | 0.00100 | 1 | 03/12/2024 15:58 | WG2244713 |
| 1,3-Dichlorobenzene | ND | | 0.00100 | 1 | 03/12/2024 15:58 | WG2244713 |
| 1,4-Dichlorobenzene | ND | | 0.00100 | 1 | 03/12/2024 15:58 | WG2244713 |
| trans-1,4-Dichloro-2-butene | ND | UJ ~~R5~~ | 0.00250 | 1 | 03/12/2024 15:58 | WG2244713 |
| Dichlorodifluoromethane | ND | | 0.00500 | 1 | 03/12/2024 15:58 | WG2244713 |
| 1,1-Dichloroethane | ND | | 0.00100 | 1 | 03/12/2024 15:58 | WG2244713 |
| 1,2-Dichloroethane | ND | | 0.00100 | 1 | 03/12/2024 15:58 | WG2244713 |
| 1,1-Dichloroethene | ND | | 0.00100 | 1 | 03/12/2024 15:58 | WG2244713 |
| cis-1,2-Dichloroethene | ND | | 0.00100 | 1 | 03/12/2024 15:58 | WG2244713 |

## Volatile Organic Compounds (GC/MS) by Method 8260B

| Analyte | Result mg/l | Qualifier | RDL mg/l | Dilution | Analysis date / time | Batch |
|---|---|---|---|---|---|---|
| trans-1,2-Dichloroethene | ND | | 0.00100 | 1 | 03/12/2024 15:58 | WG2244713 |
| 1,2-Dichloropropane | ND | | 0.00100 | 1 | 03/12/2024 15:58 | WG2244713 |
| cis-1,3-Dichloropropene | ND | | 0.00100 | 1 | 03/12/2024 15:58 | WG2244713 |
| trans-1,3-Dichloropropene | ND | | 0.00100 | 1 | 03/12/2024 15:58 | WG2244713 |
| Ethylbenzene | ND | | 0.00100 | 1 | 03/12/2024 15:58 | WG2244713 |
| Hexachloro-1,3-butadiene | ND | | 0.00100 | 1 | 03/12/2024 15:58 | WG2244713 |
| 2-Hexanone | ND | | 0.0100 | 1 | 03/12/2024 15:58 | WG2244713 |
| 2-Butanone (MEK) | ND | | 0.0100 | 1 | 03/12/2024 15:58 | WG2244713 |
| Iodomethane | ND | UJ R5 | 0.0100 | 1 | 03/12/2024 15:58 | WG2244713 |
| Methylene Chloride | ND | | 0.00500 | 1 | 03/12/2024 15:58 | WG2244713 |
| 4-Methyl-2-pentanone (MIBK) | ND | | 0.0100 | 1 | 03/12/2024 15:58 | WG2244713 |
| Naphthalene | ND | | 0.00500 | 1 | 03/12/2024 15:58 | WG2244713 |
| n-Propylbenzene | ND | | 0.00100 | 1 | 03/12/2024 15:58 | WG2244713 |
| Styrene | ND | | 0.00100 | 1 | 03/12/2024 15:58 | WG2244713 |
| 1,1,1,2-Tetrachloroethane | ND | | 0.00100 | 1 | 03/12/2024 15:58 | WG2244713 |
| 1,1,2,2-Tetrachloroethane | ND | | 0.00100 | 1 | 03/12/2024 15:58 | WG2244713 |
| 1,1,2-Trichlorotrifluoroethane | ND | | 0.00100 | 1 | 03/12/2024 15:58 | WG2244713 |
| Tetrachloroethene | ND | | 0.00100 | 1 | 03/12/2024 15:58 | WG2244713 |
| Toluene | ND | | 0.00100 | 1 | 03/12/2024 15:58 | WG2244713 |
| 1,2,4-Trichlorobenzene | ND | | 0.00100 | 1 | 03/12/2024 15:58 | WG2244713 |
| 1,1,1-Trichloroethane | ND | | 0.00100 | 1 | 03/12/2024 15:58 | WG2244713 |
| 1,1,2-Trichloroethane | ND | L1 | 0.00100 | 1 | 03/12/2024 15:58 | WG2244713 |
| Trichloroethene | ND | | 0.00100 | 1 | 03/12/2024 15:58 | WG2244713 |
| Trichlorofluoromethane | ND | | 0.00500 | 1 | 03/12/2024 15:58 | WG2244713 |
| 1,2,3-Trichloropropane | ND | | 0.00250 | 1 | 03/12/2024 15:58 | WG2244713 |
| 1,2,4-Trimethylbenzene | ND | | 0.00100 | 1 | 03/12/2024 15:58 | WG2244713 |
| 1,3,5-Trimethylbenzene | ND | | 0.00100 | 1 | 03/12/2024 15:58 | WG2244713 |
| Vinyl acetate | ND | | 0.0100 | 1 | 03/12/2024 15:58 | WG2244713 |
| Vinyl chloride | ND | | 0.00100 | 1 | 03/12/2024 15:58 | WG2244713 |
| Xylenes, Total | ND | | 0.00300 | 1 | 03/12/2024 15:58 | WG2244713 |
| Di-isopropyl ether | ND | | 0.00100 | 1 | 03/12/2024 15:58 | WG2244713 |
| Ethanol | ND | | 0.100 | 1 | 03/12/2024 15:58 | WG2244713 |
| Ethyl tert-butyl ether | ND | | 0.00100 | 1 | 03/12/2024 15:58 | WG2244713 |
| Methyl tert-butyl ether | 0.0273 | | 0.00100 | 1 | 03/12/2024 15:58 | WG2244713 |
| tert-Butyl alcohol | 0.142 | | 0.00500 | 1 | 03/12/2024 15:58 | WG2244713 |
| tert-Amyl Methyl Ether | 0.00685 | | 0.00100 | 1 | 03/12/2024 15:58 | WG2244713 |
| *(S) Toluene-d8* | *106* | | *80.0-120* | | *03/12/2024 15:58* | WG2244713 |
| *(S) 4-Bromofluorobenzene* | *98.0* | | *77.0-126* | | *03/12/2024 15:58* | WG2244713 |
| *(S) 1,2-Dichloroethane-d4* | *92.6* | | *70.0-130* | | *03/12/2024 15:58* | WG2244713 |

1 Cp
2 Tc
3 Ss
4 Cn
5 Sr
6 Qc
7 Is
8 Gl
9 Al
10 Sc

## Gravimetric Analysis by Method 2540 C-2011

| Analyte | Result mg/l | Qualifier | RDL mg/l | Dilution | Analysis date / time | Batch |
|---|---|---|---|---|---|---|
| Dissolved Solids | 704 | | 13.3 | 1 | 03/14/2024 13:22 | WG2245683 |

## Wet Chemistry by Method 9056A

| Analyte | Result mg/l | Qualifier | RDL mg/l | Dilution | Analysis date / time | Batch |
|---|---|---|---|---|---|---|
| Nitrate | 3.62 | | 0.100 | 1 | 03/09/2024 07:14 | WG2242595 |
| Nitrite | ND | | 0.100 | 1 | 03/09/2024 07:14 | WG2242595 |
| Sulfate | 196 | | 25.0 | 5 | 03/09/2024 11:29 | WG2242595 |

## Metals (ICP) by Method 6010D

| Analyte | Result mg/l | Qualifier | RDL mg/l | Dilution | Analysis date / time | Batch |
|---|---|---|---|---|---|---|
| Iron | ND | | 0.100 | 1 | 03/14/2024 20:36 | WG2243605 |

## Volatile Organic Compounds (GC) by Method RSK175

| Analyte | Result mg/l | Qualifier | RDL mg/l | Dilution | Analysis date / time | Batch |
|---|---|---|---|---|---|---|
| Methane | ND | | 0.0100 | 1 | 03/12/2024 12:09 | WG2242828 |
| Ethane | ND | | 0.0130 | 1 | 03/12/2024 12:09 | WG2242828 |
| Ethene | ND | | 0.0130 | 1 | 03/12/2024 12:09 | WG2242828 |

## Volatile Organic Compounds (GC/MS) by Method 8260B

| Analyte | Result mg/l | Qualifier | RDL mg/l | Dilution | Analysis date / time | Batch |
|---|---|---|---|---|---|---|
| Acetone | ND | | 0.0500 | 1 | 03/12/2024 16:19 | WG2244713 |
| Acrylonitrile | ND | | 0.0100 | 1 | 03/12/2024 16:19 | WG2244713 |
| Benzene | ND | | 0.00100 | 1 | 03/12/2024 16:19 | WG2244713 |
| Bromobenzene | ND | | 0.00100 | 1 | 03/12/2024 16:19 | WG2244713 |
| Bromochloromethane | ND | ~~L1~~ | 0.00100 | 1 | 03/12/2024 16:19 | WG2244713 |
| Bromodichloromethane | ND | | 0.00100 | 1 | 03/12/2024 16:19 | WG2244713 |
| Bromoform | ND | | 0.00100 | 1 | 03/12/2024 16:19 | WG2244713 |
| Bromomethane | ND | UJ ~~R7~~ | 0.00500 | 1 | 03/12/2024 16:19 | WG2244713 |
| n-Butylbenzene | ND | | 0.00100 | 1 | 03/12/2024 16:19 | WG2244713 |
| sec-Butylbenzene | ND | | 0.00100 | 1 | 03/12/2024 16:19 | WG2244713 |
| tert-Butylbenzene | ND | | 0.00100 | 1 | 03/12/2024 16:19 | WG2244713 |
| Carbon tetrachloride | ND | | 0.00100 | 1 | 03/12/2024 16:19 | WG2244713 |
| Carbon disulfide | ND | | 0.00100 | 1 | 03/12/2024 16:19 | WG2244713 |
| Chlorobenzene | ND | | 0.00100 | 1 | 03/12/2024 16:19 | WG2244713 |
| Chlorodibromomethane | ND | | 0.00100 | 1 | 03/12/2024 16:19 | WG2244713 |
| Chloroethane | ND | | 0.00500 | 1 | 03/12/2024 16:19 | WG2244713 |
| Chloroform | ND | | 0.00500 | 1 | 03/12/2024 16:19 | WG2244713 |
| Chloromethane | ND | | 0.00250 | 1 | 03/12/2024 16:19 | WG2244713 |
| 1,2-Dibromo-3-Chloropropane | ND | | 0.00500 | 1 | 03/12/2024 16:19 | WG2244713 |
| 1,2-Dibromoethane | ND | | 0.00100 | 1 | 03/12/2024 16:19 | WG2244713 |
| Dibromomethane | ND | | 0.00100 | 1 | 03/12/2024 16:19 | WG2244713 |
| 1,2-Dichlorobenzene | ND | | 0.00100 | 1 | 03/12/2024 16:19 | WG2244713 |
| 1,3-Dichlorobenzene | ND | | 0.00100 | 1 | 03/12/2024 16:19 | WG2244713 |
| 1,4-Dichlorobenzene | ND | | 0.00100 | 1 | 03/12/2024 16:19 | WG2244713 |
| trans-1,4-Dichloro-2-butene | ND | UJ ~~R5~~ | 0.00250 | 1 | 03/12/2024 16:19 | WG2244713 |
| Dichlorodifluoromethane | ND | | 0.00500 | 1 | 03/12/2024 16:19 | WG2244713 |
| 1,1-Dichloroethane | ND | | 0.00100 | 1 | 03/12/2024 16:19 | WG2244713 |
| 1,2-Dichloroethane | ND | | 0.00100 | 1 | 03/12/2024 16:19 | WG2244713 |
| 1,1-Dichloroethene | ND | | 0.00100 | 1 | 03/12/2024 16:19 | WG2244713 |
| cis-1,2-Dichloroethene | ND | | 0.00100 | 1 | 03/12/2024 16:19 | WG2244713 |

## Volatile Organic Compounds (GC/MS) by Method 8260B

| Analyte | Result mg/l | Qualifier | RDL mg/l | Dilution | Analysis date / time | Batch |
|---|---|---|---|---|---|---|
| trans-1,2-Dichloroethene | ND | | 0.00100 | 1 | 03/12/2024 16:19 | WG2244713 |
| 1,2-Dichloropropane | ND | | 0.00100 | 1 | 03/12/2024 16:19 | WG2244713 |
| cis-1,3-Dichloropropene | ND | | 0.00100 | 1 | 03/12/2024 16:19 | WG2244713 |
| trans-1,3-Dichloropropene | ND | | 0.00100 | 1 | 03/12/2024 16:19 | WG2244713 |
| Ethylbenzene | ND | | 0.00100 | 1 | 03/12/2024 16:19 | WG2244713 |
| Hexachloro-1,3-butadiene | ND | | 0.00100 | 1 | 03/12/2024 16:19 | WG2244713 |
| 2-Hexanone | ND | | 0.0100 | 1 | 03/12/2024 16:19 | WG2244713 |
| 2-Butanone (MEK) | ND | | 0.0100 | 1 | 03/12/2024 16:19 | WG2244713 |
| Iodomethane | ND | UJ ~~R5~~ | 0.0100 | 1 | 03/12/2024 16:19 | WG2244713 |
| Methylene Chloride | ND | | 0.00500 | 1 | 03/12/2024 16:19 | WG2244713 |
| 4-Methyl-2-pentanone (MIBK) | ND | | 0.0100 | 1 | 03/12/2024 16:19 | WG2244713 |
| Naphthalene | ND | | 0.00500 | 1 | 03/12/2024 16:19 | WG2244713 |
| n-Propylbenzene | ND | | 0.00100 | 1 | 03/12/2024 16:19 | WG2244713 |
| Styrene | ND | | 0.00100 | 1 | 03/12/2024 16:19 | WG2244713 |
| 1,1,1,2-Tetrachloroethane | ND | | 0.00100 | 1 | 03/12/2024 16:19 | WG2244713 |
| 1,1,2,2-Tetrachloroethane | ND | | 0.00100 | 1 | 03/12/2024 16:19 | WG2244713 |
| 1,1,2-Trichlorotrifluoroethane | ND | | 0.00100 | 1 | 03/12/2024 16:19 | WG2244713 |
| Tetrachloroethene | ND | | 0.00100 | 1 | 03/12/2024 16:19 | WG2244713 |
| Toluene | ND | | 0.00100 | 1 | 03/12/2024 16:19 | WG2244713 |
| 1,2,4-Trichlorobenzene | ND | | 0.00100 | 1 | 03/12/2024 16:19 | WG2244713 |
| 1,1,1-Trichloroethane | ND | | 0.00100 | 1 | 03/12/2024 16:19 | WG2244713 |
| 1,1,2-Trichloroethane | ND | ~~J1~~ | 0.00100 | 1 | 03/12/2024 16:19 | WG2244713 |
| Trichloroethene | ND | | 0.00100 | 1 | 03/12/2024 16:19 | WG2244713 |
| Trichlorofluoromethane | ND | | 0.00500 | 1 | 03/12/2024 16:19 | WG2244713 |
| 1,2,3-Trichloropropane | ND | | 0.00250 | 1 | 03/12/2024 16:19 | WG2244713 |
| 1,2,4-Trimethylbenzene | ND | | 0.00100 | 1 | 03/12/2024 16:19 | WG2244713 |
| 1,3,5-Trimethylbenzene | ND | | 0.00100 | 1 | 03/12/2024 16:19 | WG2244713 |
| Vinyl acetate | ND | | 0.0100 | 1 | 03/12/2024 16:19 | WG2244713 |
| Vinyl chloride | ND | | 0.00100 | 1 | 03/12/2024 16:19 | WG2244713 |
| Xylenes, Total | ND | | 0.00300 | 1 | 03/12/2024 16:19 | WG2244713 |
| Di-isopropyl ether | ND | | 0.00100 | 1 | 03/12/2024 16:19 | WG2244713 |
| Ethanol | ND | | 0.100 | 1 | 03/12/2024 16:19 | WG2244713 |
| Ethyl tert-butyl ether | ND | | 0.00100 | 1 | 03/12/2024 16:19 | WG2244713 |
| Methyl tert-butyl ether | ND | | 0.00100 | 1 | 03/12/2024 16:19 | WG2244713 |
| tert-Butyl alcohol | ND | | 0.00500 | 1 | 03/12/2024 16:19 | WG2244713 |
| tert-Amyl Methyl Ether | ND | | 0.00100 | 1 | 03/12/2024 16:19 | WG2244713 |
| *(S) Toluene-d8* | *107* | | *80.0-120* | | *03/12/2024 16:19* | WG2244713 |
| *(S) 4-Bromofluorobenzene* | *101* | | *77.0-126* | | *03/12/2024 16:19* | WG2244713 |
| *(S) 1,2-Dichloroethane-d4* | *95.2* | | *70.0-130* | | *03/12/2024 16:19* | WG2244713 |

1 Cp
2 Tc
3 Ss
4 Cn
5 Sr
6 Qc
7 Is
8 Gl
9 Al
10 Sc

## Gravimetric Analysis by Method 2540 C-2011

| Analyte | Result | Qualifier | RDL | Dilution | Analysis | Batch |
|---|---|---|---|---|---|---|
| | mg/l | | mg/l | | date / time | |
| Dissolved Solids | 701 | | 13.3 | 1 | 03/13/2024 15:02 | WG2245686 |

## Wet Chemistry by Method 9056A

| Analyte | Result | Qualifier | RDL | Dilution | Analysis | Batch |
|---|---|---|---|---|---|---|
| | mg/l | | mg/l | | date / time | |
| Nitrate | 0.166 | | 0.100 | 1 | 03/09/2024 07:27 | WG2242595 |
| Nitrite | ND | | 0.100 | 1 | 03/09/2024 07:27 | WG2242595 |
| Sulfate | 67.7 | | 5.00 | 1 | 03/09/2024 07:27 | WG2242595 |

## Metals (ICP) by Method 6010D

| Analyte | Result | Qualifier | RDL | Dilution | Analysis | Batch |
|---|---|---|---|---|---|---|
| | mg/l | | mg/l | | date / time | |
| Iron | 4.02 | | 0.100 | 1 | 03/14/2024 20:44 | WG2243605 |

## Volatile Organic Compounds (GC) by Method RSK175

| Analyte | Result | Qualifier | RDL | Dilution | Analysis | Batch |
|---|---|---|---|---|---|---|
| | mg/l | | mg/l | | date / time | |
| Methane | ND | | 0.0100 | 1 | 03/12/2024 12:19 | WG2242828 |
| Ethane | ND | | 0.0130 | 1 | 03/12/2024 12:19 | WG2242828 |
| Ethene | ND | | 0.0130 | 1 | 03/12/2024 12:19 | WG2242828 |

## Volatile Organic Compounds (GC/MS) by Method 8260B

| Analyte | Result | Qualifier | RDL | Dilution | Analysis | Batch |
|---|---|---|---|---|---|---|
| | mg/l | | mg/l | | date / time | |
| Acetone | ND | | 0.0500 | 1 | 03/12/2024 16:41 | WG2244713 |
| Acrylonitrile | ND | | 0.0100 | 1 | 03/12/2024 16:41 | WG2244713 |
| Benzene | ND | | 0.00100 | 1 | 03/12/2024 16:41 | WG2244713 |
| Bromobenzene | ND | | 0.00100 | 1 | 03/12/2024 16:41 | WG2244713 |
| Bromochloromethane | ND | ~~L1~~ | 0.00100 | 1 | 03/12/2024 16:41 | WG2244713 |
| Bromodichloromethane | ND | | 0.00100 | 1 | 03/12/2024 16:41 | WG2244713 |
| Bromoform | ND | | 0.00100 | 1 | 03/12/2024 16:41 | WG2244713 |
| Bromomethane | ND | UJ ~~R7~~ | 0.00500 | 1 | 03/12/2024 16:41 | WG2244713 |
| n-Butylbenzene | ND | | 0.00100 | 1 | 03/12/2024 16:41 | WG2244713 |
| sec-Butylbenzene | ND | | 0.00100 | 1 | 03/12/2024 16:41 | WG2244713 |
| tert-Butylbenzene | ND | | 0.00100 | 1 | 03/12/2024 16:41 | WG2244713 |
| Carbon tetrachloride | ND | | 0.00100 | 1 | 03/12/2024 16:41 | WG2244713 |
| Carbon disulfide | ND | | 0.00100 | 1 | 03/12/2024 16:41 | WG2244713 |
| Chlorobenzene | ND | | 0.00100 | 1 | 03/12/2024 16:41 | WG2244713 |
| Chlorodibromomethane | ND | | 0.00100 | 1 | 03/12/2024 16:41 | WG2244713 |
| Chloroethane | ND | | 0.00500 | 1 | 03/12/2024 16:41 | WG2244713 |
| Chloroform | ND | | 0.00500 | 1 | 03/12/2024 16:41 | WG2244713 |
| Chloromethane | ND | | 0.00250 | 1 | 03/12/2024 16:41 | WG2244713 |
| 1,2-Dibromo-3-Chloropropane | ND | | 0.00500 | 1 | 03/12/2024 16:41 | WG2244713 |
| 1,2-Dibromoethane | ND | | 0.00100 | 1 | 03/12/2024 16:41 | WG2244713 |
| Dibromomethane | ND | | 0.00100 | 1 | 03/12/2024 16:41 | WG2244713 |
| 1,2-Dichlorobenzene | ND | | 0.00100 | 1 | 03/12/2024 16:41 | WG2244713 |
| 1,3-Dichlorobenzene | ND | | 0.00100 | 1 | 03/12/2024 16:41 | WG2244713 |
| 1,4-Dichlorobenzene | ND | | 0.00100 | 1 | 03/12/2024 16:41 | WG2244713 |
| trans-1,4-Dichloro-2-butene | ND | UJ ~~R5~~ | 0.00250 | 1 | 03/12/2024 16:41 | WG2244713 |
| Dichlorodifluoromethane | ND | | 0.00500 | 1 | 03/12/2024 16:41 | WG2244713 |
| 1,1-Dichloroethane | ND | | 0.00100 | 1 | 03/12/2024 16:41 | WG2244713 |
| 1,2-Dichloroethane | ND | | 0.00100 | 1 | 03/12/2024 16:41 | WG2244713 |
| 1,1-Dichloroethene | ND | | 0.00100 | 1 | 03/12/2024 16:41 | WG2244713 |
| cis-1,2-Dichloroethene | 0.0104 | | 0.00100 | 1 | 03/12/2024 16:41 | WG2244713 |

1 Cp
2 Tc
3 Ss
4 Cn
5 Sr
6 Qc
7 Is
8 Gl
9 Al
10 Sc

## Volatile Organic Compounds (GC/MS) by Method 8260B

| Analyte | Result mg/l | Qualifier | RDL mg/l | Dilution | Analysis date / time | Batch |
|---|---|---|---|---|---|---|
| trans-1,2-Dichloroethene | ND | | 0.00100 | 1 | 03/12/2024 16:41 | WG2244713 |
| 1,2-Dichloropropane | ND | | 0.00100 | 1 | 03/12/2024 16:41 | WG2244713 |
| cis-1,3-Dichloropropene | ND | | 0.00100 | 1 | 03/12/2024 16:41 | WG2244713 |
| trans-1,3-Dichloropropene | ND | | 0.00100 | 1 | 03/12/2024 16:41 | WG2244713 |
| Ethylbenzene | ND | | 0.00100 | 1 | 03/12/2024 16:41 | WG2244713 |
| Hexachloro-1,3-butadiene | ND | | 0.00100 | 1 | 03/12/2024 16:41 | WG2244713 |
| 2-Hexanone | ND | | 0.0100 | 1 | 03/12/2024 16:41 | WG2244713 |
| 2-Butanone (MEK) | ND | | 0.0100 | 1 | 03/12/2024 16:41 | WG2244713 |
| Iodomethane | ND | UJ ~~R5~~ | 0.0100 | 1 | 03/12/2024 16:41 | WG2244713 |
| Methylene Chloride | ND | | 0.00500 | 1 | 03/12/2024 16:41 | WG2244713 |
| 4-Methyl-2-pentanone (MIBK) | ND | | 0.0100 | 1 | 03/12/2024 16:41 | WG2244713 |
| Naphthalene | ND | | 0.00500 | 1 | 03/12/2024 16:41 | WG2244713 |
| n-Propylbenzene | ND | | 0.00100 | 1 | 03/12/2024 16:41 | WG2244713 |
| Styrene | ND | | 0.00100 | 1 | 03/12/2024 16:41 | WG2244713 |
| 1,1,1,2-Tetrachloroethane | ND | | 0.00100 | 1 | 03/12/2024 16:41 | WG2244713 |
| 1,1,2,2-Tetrachloroethane | ND | | 0.00100 | 1 | 03/12/2024 16:41 | WG2244713 |
| 1,1,2-Trichlorotrifluoroethane | ND | | 0.00100 | 1 | 03/12/2024 16:41 | WG2244713 |
| Tetrachloroethene | ND | | 0.00100 | 1 | 03/12/2024 16:41 | WG2244713 |
| Toluene | ND | | 0.00100 | 1 | 03/12/2024 16:41 | WG2244713 |
| 1,2,4-Trichlorobenzene | ND | | 0.00100 | 1 | 03/12/2024 16:41 | WG2244713 |
| 1,1,1-Trichloroethane | ND | | 0.00100 | 1 | 03/12/2024 16:41 | WG2244713 |
| 1,1,2-Trichloroethane | ND | ~~L1~~ | 0.00100 | 1 | 03/12/2024 16:41 | WG2244713 |
| Trichloroethene | 0.0111 | | 0.00100 | 1 | 03/12/2024 16:41 | WG2244713 |
| Trichlorofluoromethane | ND | | 0.00500 | 1 | 03/12/2024 16:41 | WG2244713 |
| 1,2,3-Trichloropropane | ND | | 0.00250 | 1 | 03/12/2024 16:41 | WG2244713 |
| 1,2,4-Trimethylbenzene | ND | | 0.00100 | 1 | 03/12/2024 16:41 | WG2244713 |
| 1,3,5-Trimethylbenzene | ND | | 0.00100 | 1 | 03/12/2024 16:41 | WG2244713 |
| Vinyl acetate | ND | | 0.0100 | 1 | 03/12/2024 16:41 | WG2244713 |
| Vinyl chloride | 0.00521 | | 0.00100 | 1 | 03/12/2024 16:41 | WG2244713 |
| Xylenes, Total | ND | | 0.00300 | 1 | 03/12/2024 16:41 | WG2244713 |
| Di-isopropyl ether | ND | | 0.00100 | 1 | 03/12/2024 16:41 | WG2244713 |
| Ethanol | ND | | 0.100 | 1 | 03/12/2024 16:41 | WG2244713 |
| Ethyl tert-butyl ether | ND | | 0.00100 | 1 | 03/12/2024 16:41 | WG2244713 |
| Methyl tert-butyl ether | ND | | 0.00100 | 1 | 03/12/2024 16:41 | WG2244713 |
| tert-Butyl alcohol | ND | | 0.00500 | 1 | 03/12/2024 16:41 | WG2244713 |
| tert-Amyl Methyl Ether | ND | | 0.00100 | 1 | 03/12/2024 16:41 | WG2244713 |
| *(S) Toluene-d8* | *107* | | *80.0-120* | | *03/12/2024 16:41* | WG2244713 |
| *(S) 4-Bromofluorobenzene* | *101* | | *77.0-126* | | *03/12/2024 16:41* | WG2244713 |
| *(S) 1,2-Dichloroethane-d4* | *94.4* | | *70.0-130* | | *03/12/2024 16:41* | WG2244713 |

1 Cp
2 Tc
3 Ss
4 Cn
5 Sr
6 Qc
7 Is
8 Gl
9 Al
10 Sc

## Volatile Organic Compounds (GC/MS) by Method 8260B

| Analyte | Result mg/l | Qualifier | RDL mg/l | Dilution | Analysis date / time | Batch |
|---|---|---|---|---|---|---|
| Acetone | ND | | 0.0500 | 1 | 03/12/2024 17:02 | WG2244713 |
| Acrylonitrile | ND | | 0.0100 | 1 | 03/12/2024 17:02 | WG2244713 |
| Benzene | ND | | 0.00100 | 1 | 03/12/2024 17:02 | WG2244713 |
| Bromobenzene | ND | | 0.00100 | 1 | 03/12/2024 17:02 | WG2244713 |
| Bromochloromethane | ND | L1 | 0.00100 | 1 | 03/12/2024 17:02 | WG2244713 |
| Bromodichloromethane | ND | | 0.00100 | 1 | 03/12/2024 17:02 | WG2244713 |
| Bromoform | ND | | 0.00100 | 1 | 03/12/2024 17:02 | WG2244713 |
| Bromomethane | ND | UJ R7 | 0.00500 | 1 | 03/12/2024 17:02 | WG2244713 |
| n-Butylbenzene | ND | | 0.00100 | 1 | 03/12/2024 17:02 | WG2244713 |
| sec-Butylbenzene | ND | | 0.00100 | 1 | 03/12/2024 17:02 | WG2244713 |
| tert-Butylbenzene | ND | | 0.00100 | 1 | 03/12/2024 17:02 | WG2244713 |
| Carbon tetrachloride | ND | | 0.00100 | 1 | 03/12/2024 17:02 | WG2244713 |
| Carbon disulfide | ND | | 0.00100 | 1 | 03/12/2024 17:02 | WG2244713 |
| Chlorobenzene | ND | | 0.00100 | 1 | 03/12/2024 17:02 | WG2244713 |
| Chlorodibromomethane | ND | | 0.00100 | 1 | 03/12/2024 17:02 | WG2244713 |
| Chloroethane | ND | | 0.00500 | 1 | 03/12/2024 17:02 | WG2244713 |
| Chloroform | ND | | 0.00500 | 1 | 03/12/2024 17:02 | WG2244713 |
| Chloromethane | ND | | 0.00250 | 1 | 03/12/2024 17:02 | WG2244713 |
| 1,2-Dibromo-3-Chloropropane | ND | | 0.00500 | 1 | 03/12/2024 17:02 | WG2244713 |
| 1,2-Dibromoethane | ND | | 0.00100 | 1 | 03/12/2024 17:02 | WG2244713 |
| Dibromomethane | ND | | 0.00100 | 1 | 03/12/2024 17:02 | WG2244713 |
| 1,2-Dichlorobenzene | ND | | 0.00100 | 1 | 03/12/2024 17:02 | WG2244713 |
| 1,3-Dichlorobenzene | ND | | 0.00100 | 1 | 03/12/2024 17:02 | WG2244713 |
| 1,4-Dichlorobenzene | ND | | 0.00100 | 1 | 03/12/2024 17:02 | WG2244713 |
| trans-1,4-Dichloro-2-butene | ND | UJ R5 | 0.00250 | 1 | 03/12/2024 17:02 | WG2244713 |
| Dichlorodifluoromethane | ND | | 0.00500 | 1 | 03/12/2024 17:02 | WG2244713 |
| 1,1-Dichloroethane | ND | | 0.00100 | 1 | 03/12/2024 17:02 | WG2244713 |
| 1,2-Dichloroethane | ND | | 0.00100 | 1 | 03/12/2024 17:02 | WG2244713 |
| 1,1-Dichloroethene | ND | | 0.00100 | 1 | 03/12/2024 17:02 | WG2244713 |
| cis-1,2-Dichloroethene | ND | | 0.00100 | 1 | 03/12/2024 17:02 | WG2244713 |
| trans-1,2-Dichloroethene | ND | | 0.00100 | 1 | 03/12/2024 17:02 | WG2244713 |
| 1,2-Dichloropropane | ND | | 0.00100 | 1 | 03/12/2024 17:02 | WG2244713 |
| cis-1,3-Dichloropropene | ND | | 0.00100 | 1 | 03/12/2024 17:02 | WG2244713 |
| trans-1,3-Dichloropropene | ND | | 0.00100 | 1 | 03/12/2024 17:02 | WG2244713 |
| Ethylbenzene | ND | | 0.00100 | 1 | 03/12/2024 17:02 | WG2244713 |
| Hexachloro-1,3-butadiene | ND | | 0.00100 | 1 | 03/12/2024 17:02 | WG2244713 |
| 2-Hexanone | ND | | 0.0100 | 1 | 03/12/2024 17:02 | WG2244713 |
| 2-Butanone (MEK) | ND | | 0.0100 | 1 | 03/12/2024 17:02 | WG2244713 |
| Iodomethane | ND | UJ R5 | 0.0100 | 1 | 03/12/2024 17:02 | WG2244713 |
| Methylene Chloride | ND | | 0.00500 | 1 | 03/12/2024 17:02 | WG2244713 |
| 4-Methyl-2-pentanone (MIBK) | ND | | 0.0100 | 1 | 03/12/2024 17:02 | WG2244713 |
| Naphthalene | ND | | 0.00500 | 1 | 03/12/2024 17:02 | WG2244713 |
| n-Propylbenzene | ND | | 0.00100 | 1 | 03/12/2024 17:02 | WG2244713 |
| Styrene | ND | | 0.00100 | 1 | 03/12/2024 17:02 | WG2244713 |
| 1,1,1,2-Tetrachloroethane | ND | | 0.00100 | 1 | 03/12/2024 17:02 | WG2244713 |
| 1,1,2,2-Tetrachloroethane | ND | | 0.00100 | 1 | 03/12/2024 17:02 | WG2244713 |
| 1,1,2-Trichlorotrifluoroethane | ND | | 0.00100 | 1 | 03/12/2024 17:02 | WG2244713 |
| Tetrachloroethene | ND | | 0.00100 | 1 | 03/12/2024 17:02 | WG2244713 |
| Toluene | ND | | 0.00100 | 1 | 03/12/2024 17:02 | WG2244713 |
| 1,2,4-Trichlorobenzene | ND | | 0.00100 | 1 | 03/12/2024 17:02 | WG2244713 |
| 1,1,1-Trichloroethane | ND | | 0.00100 | 1 | 03/12/2024 17:02 | WG2244713 |
| 1,1,2-Trichloroethane | ND | L1 | 0.00100 | 1 | 03/12/2024 17:02 | WG2244713 |
| Trichloroethene | ND | | 0.00100 | 1 | 03/12/2024 17:02 | WG2244713 |
| Trichlorofluoromethane | ND | | 0.00500 | 1 | 03/12/2024 17:02 | WG2244713 |
| 1,2,3-Trichloropropane | ND | | 0.00250 | 1 | 03/12/2024 17:02 | WG2244713 |
| 1,2,4-Trimethylbenzene | ND | | 0.00100 | 1 | 03/12/2024 17:02 | WG2244713 |

## Volatile Organic Compounds (GC/MS) by Method 8260B

| Analyte | Result mg/l | Qualifier | RDL mg/l | Dilution | Analysis date / time | Batch |
|---|---|---|---|---|---|---|
| 1,3,5-Trimethylbenzene | ND | | 0.00100 | 1 | 03/12/2024 17:02 | WG2244713 |
| Vinyl acetate | ND | | 0.0100 | 1 | 03/12/2024 17:02 | WG2244713 |
| Vinyl chloride | ND | | 0.00100 | 1 | 03/12/2024 17:02 | WG2244713 |
| Xylenes, Total | ND | | 0.00300 | 1 | 03/12/2024 17:02 | WG2244713 |
| Di-isopropyl ether | ND | | 0.00100 | 1 | 03/12/2024 17:02 | WG2244713 |
| Ethanol | ND | | 0.100 | 1 | 03/12/2024 17:02 | WG2244713 |
| Ethyl tert-butyl ether | ND | | 0.00100 | 1 | 03/12/2024 17:02 | WG2244713 |
| Methyl tert-butyl ether | ND | | 0.00100 | 1 | 03/12/2024 17:02 | WG2244713 |
| tert-Butyl alcohol | ND | | 0.00500 | 1 | 03/12/2024 17:02 | WG2244713 |
| tert-Amyl Methyl Ether | ND | | 0.00100 | 1 | 03/12/2024 17:02 | WG2244713 |
| *(S) Toluene-d8* | *107* | | *80.0-120* | | *03/12/2024 17:02* | WG2244713 |
| *(S) 4-Bromofluorobenzene* | *103* | | *77.0-126* | | *03/12/2024 17:02* | WG2244713 |
| *(S) 1,2-Dichloroethane-d4* | *97.8* | | *70.0-130* | | *03/12/2024 17:02* | WG2244713 |

## Volatile Organic Compounds (GC/MS) by Method 8260B

| Analyte | Result mg/l | Qualifier | RDL mg/l | Dilution | Analysis date / time | Batch |
|---|---|---|---|---|---|---|
| Acetone | ND | | 0.0500 | 1 | 03/12/2024 13:48 | WG2244713 |
| Acrylonitrile | ND | | 0.0100 | 1 | 03/12/2024 13:48 | WG2244713 |
| Benzene | ND | | 0.00100 | 1 | 03/12/2024 13:48 | WG2244713 |
| Bromobenzene | ND | | 0.00100 | 1 | 03/12/2024 13:48 | WG2244713 |
| Bromochloromethane | ND | ~~L1~~ | 0.00100 | 1 | 03/12/2024 13:48 | WG2244713 |
| Bromodichloromethane | ND | | 0.00100 | 1 | 03/12/2024 13:48 | WG2244713 |
| Bromoform | ND | | 0.00100 | 1 | 03/12/2024 13:48 | WG2244713 |
| Bromomethane | ND | UJ ~~R7~~ | 0.00500 | 1 | 03/12/2024 13:48 | WG2244713 |
| n-Butylbenzene | ND | | 0.00100 | 1 | 03/12/2024 13:48 | WG2244713 |
| sec-Butylbenzene | ND | | 0.00100 | 1 | 03/12/2024 13:48 | WG2244713 |
| tert-Butylbenzene | ND | | 0.00100 | 1 | 03/12/2024 13:48 | WG2244713 |
| Carbon tetrachloride | ND | | 0.00100 | 1 | 03/12/2024 13:48 | WG2244713 |
| Carbon disulfide | ND | | 0.00100 | 1 | 03/12/2024 13:48 | WG2244713 |
| Chlorobenzene | ND | | 0.00100 | 1 | 03/12/2024 13:48 | WG2244713 |
| Chlorodibromomethane | ND | | 0.00100 | 1 | 03/12/2024 13:48 | WG2244713 |
| Chloroethane | ND | | 0.00500 | 1 | 03/12/2024 13:48 | WG2244713 |
| Chloroform | ND | | 0.00500 | 1 | 03/12/2024 13:48 | WG2244713 |
| Chloromethane | ND | | 0.00250 | 1 | 03/12/2024 13:48 | WG2244713 |
| 1,2-Dibromo-3-Chloropropane | ND | | 0.00500 | 1 | 03/12/2024 13:48 | WG2244713 |
| 1,2-Dibromoethane | ND | | 0.00100 | 1 | 03/12/2024 13:48 | WG2244713 |
| Dibromomethane | ND | | 0.00100 | 1 | 03/12/2024 13:48 | WG2244713 |
| 1,2-Dichlorobenzene | ND | | 0.00100 | 1 | 03/12/2024 13:48 | WG2244713 |
| 1,3-Dichlorobenzene | ND | | 0.00100 | 1 | 03/12/2024 13:48 | WG2244713 |
| 1,4-Dichlorobenzene | ND | | 0.00100 | 1 | 03/12/2024 13:48 | WG2244713 |
| trans-1,4-Dichloro-2-butene | ND | UJ ~~R5~~ | 0.00250 | 1 | 03/12/2024 13:48 | WG2244713 |
| Dichlorodifluoromethane | ND | | 0.00500 | 1 | 03/12/2024 13:48 | WG2244713 |
| 1,1-Dichloroethane | ND | | 0.00100 | 1 | 03/12/2024 13:48 | WG2244713 |
| 1,2-Dichloroethane | ND | | 0.00100 | 1 | 03/12/2024 13:48 | WG2244713 |
| 1,1-Dichloroethene | ND | | 0.00100 | 1 | 03/12/2024 13:48 | WG2244713 |
| cis-1,2-Dichloroethene | ND | | 0.00100 | 1 | 03/12/2024 13:48 | WG2244713 |
| trans-1,2-Dichloroethene | ND | | 0.00100 | 1 | 03/12/2024 13:48 | WG2244713 |
| 1,2-Dichloropropane | ND | | 0.00100 | 1 | 03/12/2024 13:48 | WG2244713 |
| cis-1,3-Dichloropropene | ND | | 0.00100 | 1 | 03/12/2024 13:48 | WG2244713 |
| trans-1,3-Dichloropropene | ND | | 0.00100 | 1 | 03/12/2024 13:48 | WG2244713 |
| Ethylbenzene | ND | | 0.00100 | 1 | 03/12/2024 13:48 | WG2244713 |
| Hexachloro-1,3-butadiene | ND | | 0.00100 | 1 | 03/12/2024 13:48 | WG2244713 |
| 2-Hexanone | ND | | 0.0100 | 1 | 03/12/2024 13:48 | WG2244713 |
| 2-Butanone (MEK) | ND | | 0.0100 | 1 | 03/12/2024 13:48 | WG2244713 |
| Iodomethane | ND | UJ ~~R5~~ | 0.0100 | 1 | 03/12/2024 13:48 | WG2244713 |
| Methylene Chloride | ND | | 0.00500 | 1 | 03/12/2024 13:48 | WG2244713 |
| 4-Methyl-2-pentanone (MIBK) | ND | | 0.0100 | 1 | 03/12/2024 13:48 | WG2244713 |
| Naphthalene | ND | | 0.00500 | 1 | 03/12/2024 13:48 | WG2244713 |
| n-Propylbenzene | ND | | 0.00100 | 1 | 03/12/2024 13:48 | WG2244713 |
| Styrene | ND | | 0.00100 | 1 | 03/12/2024 13:48 | WG2244713 |
| 1,1,1,2-Tetrachloroethane | ND | | 0.00100 | 1 | 03/12/2024 13:48 | WG2244713 |
| 1,1,2,2-Tetrachloroethane | ND | | 0.00100 | 1 | 03/12/2024 13:48 | WG2244713 |
| 1,1,2-Trichlorotrifluoroethane | ND | | 0.00100 | 1 | 03/12/2024 13:48 | WG2244713 |
| Tetrachloroethene | ND | | 0.00100 | 1 | 03/12/2024 13:48 | WG2244713 |
| Toluene | ND | | 0.00100 | 1 | 03/12/2024 13:48 | WG2244713 |
| 1,2,4-Trichlorobenzene | ND | | 0.00100 | 1 | 03/12/2024 13:48 | WG2244713 |
| 1,1,1-Trichloroethane | ND | | 0.00100 | 1 | 03/12/2024 13:48 | WG2244713 |
| 1,1,2-Trichloroethane | ND | ~~L1~~ | 0.00100 | 1 | 03/12/2024 13:48 | WG2244713 |
| Trichloroethene | ND | | 0.00100 | 1 | 03/12/2024 13:48 | WG2244713 |
| Trichlorofluoromethane | ND | | 0.00500 | 1 | 03/12/2024 13:48 | WG2244713 |
| 1,2,3-Trichloropropane | ND | | 0.00250 | 1 | 03/12/2024 13:48 | WG2244713 |
| 1,2,4-Trimethylbenzene | ND | | 0.00100 | 1 | 03/12/2024 13:48 | WG2244713 |

## Volatile Organic Compounds (GC/MS) by Method 8260B

| Analyte | Result mg/l | Qualifier | RDL mg/l | Dilution | Analysis date / time | Batch |
|---|---|---|---|---|---|---|
| 1,3,5-Trimethylbenzene | ND | | 0.00100 | 1 | 03/12/2024 13:48 | WG2244713 |
| Vinyl acetate | ND | | 0.0100 | 1 | 03/12/2024 13:48 | WG2244713 |
| Vinyl chloride | ND | | 0.00100 | 1 | 03/12/2024 13:48 | WG2244713 |
| Xylenes, Total | ND | | 0.00300 | 1 | 03/12/2024 13:48 | WG2244713 |
| Di-isopropyl ether | ND | | 0.00100 | 1 | 03/12/2024 13:48 | WG2244713 |
| Ethanol | ND | | 0.100 | 1 | 03/12/2024 13:48 | WG2244713 |
| Ethyl tert-butyl ether | ND | | 0.00100 | 1 | 03/12/2024 13:48 | WG2244713 |
| Methyl tert-butyl ether | ND | | 0.00100 | 1 | 03/12/2024 13:48 | WG2244713 |
| tert-Butyl alcohol | ND | | 0.00500 | 1 | 03/12/2024 13:48 | WG2244713 |
| tert-Amyl Methyl Ether | ND | | 0.00100 | 1 | 03/12/2024 13:48 | WG2244713 |
| *(S) Toluene-d8* | *106* | | *80.0-120* | | *03/12/2024 13:48* | WG2244713 |
| *(S) 4-Bromofluorobenzene* | *102* | | *77.0-126* | | *03/12/2024 13:48* | WG2244713 |
| *(S) 1,2-Dichloroethane-d4* | *93.9* | | *70.0-130* | | *03/12/2024 13:48* | WG2244713 |

Company Name/Address:
**Kinder Morgan - Rocklin, CA-AZ Work**

410 N.44th Street
Suite 1000
Phoenix. AZ 85008

Billing Information:
Accounts Payable- Alan Van Antwerp
9950 SAN DIEGO MISSION RD.
SAN DIEGO, CA 92108

Pres Chk

Report to:
Bob Forsberg

Email To: bob.forsberg@arcadis-us.com;sascha.arnold@arcadis.com

Project Description:
KMEP Silvercroft Wash

City/State Collected: TUCSON, AZ

Please Circle: PT MT CT ET

Phone: 602-438-0883

Client Project # ~~30179444.01~~ 30207116

Lab Project # KINARCPAZ-SILVERCROF

Collected by (print): MS/MH

Site/Facility ID # SILVERCROFT WASH

P.O. # WD1046679

Collected by (signature):

Immediately Packed on Ice N ___ Y X

Rush? (Lab MUST Be Notified)
___ Same Day ___ Five Day
___ Next Day ___ 5 Day (Rad Only)
___ Two Day ___ 10 Day (Rad Only)
___ Three Day

Quote #

Date Results Needed: STD TAT

Analysis / Container / Preservative

| Sample ID | Comp/Grab | Matrix * | Depth | Date | Time | Nc. of Cntrs | *NO2,NO3,SO4 125mlHDPE-NoPres | EEM RSK175 40mlAmb HCl | HOLD - NO2+NO3 250mlHDPE-H2SO4 | TDS 1L-HDPE NoPres | Total Fe 6010 250mlHDPE-HNO3 | VOCs+OXYs 8260 40mlAmb-HCl | Remarks | Sample # (lab only) |
|---|---|---|---|---|---|---|---|---|---|---|---|---|---|---|
| | | | 174.00 | | | | | | | | | | | |
| WR-430A | G | GW | 169.44 | 3/13/24 | 10:30 | 18 | X | X | X | X | X | X | RUN MS/MSD | -01 |
| R-067A | G | GW | 174.00 | 3/13/24 | 11:35 | 9 | X | X | X | X | X | X | | -02 |
| R-067A-DUP | G | GW | 174.00 | 3/13/24 | 11:35 | 9 | X | X | X | X | X | X | | -03 |
| WR-359A | G | GW | 178.00 | 3/13/24 | 12:35 | 9 | X | X | X | X | X | X | | -04 |
| | | GW | | | | | | | | | | | | |
| | | GW | | | | | | | | | | | | |
| | | GW | | | | | | | | | | | | |
| | | GW | | | | | | | | | | | | |
| | | GW | | | | | | | | | | | | |
| | | GW | | | | | | | | | | | | |
| TRIP BLANK | — | ~~GW~~ | — | 3/13/24 | — | 2 | | | | | | X | | -05 |

Chain of Custody Page 1 of 1

Pace
PEOPLE ADVANCING SCIENCE

MT JULIET, TN
12065 Lebanon Rd Mount Juliet, TN 37122
Submitting a sample via this chain of custody constitutes acknowledgment and acceptance of the Pace Terms and Conditions found at: https://info.pacelabs.com/hubfs/pas-standard-terms.pdf

SDG # L1715202

Ta B059

Acctnum: KINARCPAZ

Template: T190237

Prelogin: P1053889

PM: 110 - Brian Ford

PB:

Shipped Via:

* Matrix:
SS - Soil AIR - Air F - Filter
GW - Groundwater B - Bioassay
WW - WasteWater
DW - Drinking Water
OT - Other_____

Remarks: *NO2,NO3 have a 48 hour holding time.

pH _____ Temp _____

Flow _____ Other _____

Samples returned via:
__ UPS __ FedEx __ Courier _____

Tracking #

Sample Receipt Checklist

| | | | |
|---|---|---|---|
| COC Seal Present/Intact: | NP | Y | N |
| COC Signed/Accurate: | | Y | N |
| Bottles arrive intact: | | Y | N |
| Correct bottles used: | | Y | N |
| Sufficient volume sent: | | Y | N |
| If Applicable | | | |
| VOA Zero Headspace: | | Y | N |
| Preservation Correct/Checked: | | Y | N |
| RAD Screen <0.5 mR/hr: | | | N |

| | Date: | Time: | Received by: (Signature) | Trip Blank Received: Yes / No HCl / MeoH TBR | If preservation required by Login: Date/Time |
|---|---|---|---|---|---|
| Relinquished by : (Signature) | 3/13/24 | 1615 | | 2 | |
| Relinquished by : (Signature) | 3.13.24 | 1900 | SWA | Temp: 3.5+0=3.5 °C DPA9 Bottles Received: 45 | |
| Relinquished by : (Signature) | Date: | Time: | Received for lab by: (Signature) | Date: 03.14.24 Time: 1200 | Hold: Condition: NCF / OK |

## Gravimetric Analysis by Method 2540 C-2011

| Analyte | Result | Qualifier | RDL | Dilution | Analysis | Batch |
|---|---|---|---|---|---|---|
| | mg/l | | mg/l | | date / time | |
| Dissolved Solids | 952 | | 20.0 | 1 | 03/20/2024 02:21 | WG2249253 |

## Wet Chemistry by Method 9056A

| Analyte | Result | Qualifier | RDL | Dilution | Analysis | Batch |
|---|---|---|---|---|---|---|
| | mg/l | | mg/l | | date / time | |
| Nitrate | ND | M1 | 0.100 | 1 | 03/14/2024 18:01 | WG2246881 |
| Nitrite | ND | | 0.100 | 1 | 03/14/2024 18:01 | WG2246881 |
| Sulfate | 317 | | 25.0 | 5 | 03/14/2024 18:33 | WG2246881 |

## Metals (ICP) by Method 6010D

| Analyte | Result | Qualifier | RDL | Dilution | Analysis | Batch |
|---|---|---|---|---|---|---|
| | mg/l | | mg/l | | date / time | |
| Iron | 0.373 | | 0.100 | 1 | 03/20/2024 17:33 | WG2247544 |

## Volatile Organic Compounds (GC) by Method RSK175

| Analyte | Result | Qualifier | RDL | Dilution | Analysis | Batch |
|---|---|---|---|---|---|---|
| | mg/l | | mg/l | | date / time | |
| Methane | 0.0563 | | 0.0100 | 1 | 03/18/2024 13:20 | WG2247928 |
| Ethane | ND | | 0.0130 | 1 | 03/18/2024 13:20 | WG2247928 |
| Ethene | ND | | 0.0130 | 1 | 03/18/2024 13:20 | WG2247928 |

## Volatile Organic Compounds (GC/MS) by Method 8260B

| Analyte | Result | Qualifier | RDL | Dilution | Analysis | Batch |
|---|---|---|---|---|---|---|
| | mg/l | | mg/l | | date / time | |
| Acetone | ND | | 0.0500 | 1 | 03/18/2024 21:39 | WG2248915 |
| Acrylonitrile | ND | | 0.0100 | 1 | 03/18/2024 21:39 | WG2248915 |
| Benzene | ND | | 0.00100 | 1 | 03/18/2024 21:39 | WG2248915 |
| Bromobenzene | ND | | 0.00100 | 1 | 03/18/2024 21:39 | WG2248915 |
| Bromochloromethane | ND | | 0.00100 | 1 | 03/18/2024 21:39 | WG2248915 |
| Bromodichloromethane | ND | | 0.00100 | 1 | 03/18/2024 21:39 | WG2248915 |
| Bromoform | ND | | 0.00100 | 1 | 03/18/2024 21:39 | WG2248915 |
| Bromomethane | ND | | 0.00500 | 1 | 03/18/2024 21:39 | WG2248915 |
| n-Butylbenzene | ND | | 0.00100 | 1 | 03/18/2024 21:39 | WG2248915 |
| sec-Butylbenzene | ND | | 0.00100 | 1 | 03/18/2024 21:39 | WG2248915 |
| tert-Butylbenzene | ND | | 0.00100 | 1 | 03/18/2024 21:39 | WG2248915 |
| Carbon tetrachloride | ND | | 0.00100 | 1 | 03/18/2024 21:39 | WG2248915 |
| Carbon disulfide | ND | UJ | 0.00100 | 1 | 03/18/2024 21:39 | WG2248915 |
| Chlorobenzene | ND | | 0.00100 | 1 | 03/18/2024 21:39 | WG2248915 |
| Chlorodibromomethane | ND | | 0.00100 | 1 | 03/18/2024 21:39 | WG2248915 |
| Chloroethane | ND | UJ | 0.00500 | 1 | 03/18/2024 21:39 | WG2248915 |
| Chloroform | ND | | 0.00500 | 1 | 03/18/2024 21:39 | WG2248915 |
| Chloromethane | ND | UJ | 0.00250 | 1 | 03/18/2024 21:39 | WG2248915 |
| 1,2-Dibromo-3-Chloropropane | ND | | 0.00500 | 1 | 03/18/2024 21:39 | WG2248915 |
| 1,2-Dibromoethane | ND | | 0.00100 | 1 | 03/18/2024 21:39 | WG2248915 |
| Dibromomethane | ND | | 0.00100 | 1 | 03/18/2024 21:39 | WG2248915 |
| 1,2-Dichlorobenzene | ND | | 0.00100 | 1 | 03/18/2024 21:39 | WG2248915 |
| 1,3-Dichlorobenzene | ND | | 0.00100 | 1 | 03/18/2024 21:39 | WG2248915 |
| 1,4-Dichlorobenzene | ND | | 0.00100 | 1 | 03/18/2024 21:39 | WG2248915 |
| trans-1,4-Dichloro-2-butene | ND | UJ | 0.00250 | 1 | 03/18/2024 21:39 | WG2248915 |
| Dichlorodifluoromethane | ND | UJ | 0.00500 | 1 | 03/18/2024 21:39 | WG2248915 |
| 1,1-Dichloroethane | ND | | 0.00100 | 1 | 03/18/2024 21:39 | WG2248915 |
| 1,2-Dichloroethane | ND | | 0.00100 | 1 | 03/18/2024 21:39 | WG2248915 |
| 1,1-Dichloroethene | ND | | 0.00100 | 1 | 03/18/2024 21:39 | WG2248915 |
| cis-1,2-Dichloroethene | ND | | 0.00100 | 1 | 03/18/2024 21:39 | WG2248915 |

1 Cp
2 Tc
3 Ss
4 Cn
5 Sr
6 Qc
7 Is
8 Gl
9 Al
10 Sc

## Volatile Organic Compounds (GC/MS) by Method 8260B

| Analyte | | Result | Qualifier | RDL | Dilution | Analysis | Batch |
|---|---|---|---|---|---|---|---|
| | | mg/l | | mg/l | | date / time | |
| trans-1,2-Dichloroethene | | ND | UJ | 0.00100 | 1 | 03/18/2024 21:39 | WG2248915 |
| 1,2-Dichloropropane | | ND | | 0.00100 | 1 | 03/18/2024 21:39 | WG2248915 |
| cis-1,3-Dichloropropene | | ND | | 0.00100 | 1 | 03/18/2024 21:39 | WG2248915 |
| trans-1,3-Dichloropropene | | ND | | 0.00100 | 1 | 03/18/2024 21:39 | WG2248915 |
| Ethylbenzene | | ND | | 0.00100 | 1 | 03/18/2024 21:39 | WG2248915 |
| Hexachloro-1,3-butadiene | | ND | | 0.00100 | 1 | 03/18/2024 21:39 | WG2248915 |
| 2-Hexanone | | ND | | 0.0100 | 1 | 03/18/2024 21:39 | WG2248915 |
| 2-Butanone (MEK) | | ND | UJ | 0.0100 | 1 | 03/18/2024 21:39 | WG2248915 |
| Iodomethane | R | ~~ND~~ | ~~L2 M2~~ | ~~0.0100~~ | ~~1~~ | ~~03/18/2024 21:39~~ | WG2248915 |
| Methylene Chloride | | ND | | 0.00500 | 1 | 03/18/2024 21:39 | WG2248915 |
| 4-Methyl-2-pentanone (MIBK) | | ND | | 0.0100 | 1 | 03/18/2024 21:39 | WG2248915 |
| Naphthalene | | ND | | 0.00500 | 1 | 03/18/2024 21:39 | WG2248915 |
| n-Propylbenzene | | ND | | 0.00100 | 1 | 03/18/2024 21:39 | WG2248915 |
| Styrene | | ND | | 0.00100 | 1 | 03/18/2024 21:39 | WG2248915 |
| 1,1,1,2-Tetrachloroethane | | ND | | 0.00100 | 1 | 03/18/2024 21:39 | WG2248915 |
| 1,1,2,2-Tetrachloroethane | | ND | | 0.00100 | 1 | 03/18/2024 21:39 | WG2248915 |
| 1,1,2-Trichlorotrifluoroethane | | ND | | 0.00100 | 1 | 03/18/2024 21:39 | WG2248915 |
| Tetrachloroethene | | ND | | 0.00100 | 1 | 03/18/2024 21:39 | WG2248915 |
| Toluene | | ND | | 0.00100 | 1 | 03/18/2024 21:39 | WG2248915 |
| 1,2,4-Trichlorobenzene | | ND | | 0.00100 | 1 | 03/18/2024 21:39 | WG2248915 |
| 1,1,1-Trichloroethane | | ND | | 0.00100 | 1 | 03/18/2024 21:39 | WG2248915 |
| 1,1,2-Trichloroethane | | ND | | 0.00100 | 1 | 03/18/2024 21:39 | WG2248915 |
| Trichloroethene | | 0.00219 | J | 0.00100 | 1 | 03/18/2024 21:39 | WG2248915 |
| Trichlorofluoromethane | | ND | UJ | 0.00500 | 1 | 03/18/2024 21:39 | WG2248915 |
| 1,2,3-Trichloropropane | | ND | | 0.00250 | 1 | 03/18/2024 21:39 | WG2248915 |
| 1,2,4-Trimethylbenzene | | ND | | 0.00100 | 1 | 03/18/2024 21:39 | WG2248915 |
| 1,3,5-Trimethylbenzene | | ND | | 0.00100 | 1 | 03/18/2024 21:39 | WG2248915 |
| Vinyl acetate | | ND | UJ | 0.0100 | 1 | 03/18/2024 21:39 | WG2248915 |
| Vinyl chloride | | ND | UJ | 0.00100 | 1 | 03/18/2024 21:39 | WG2248915 |
| Xylenes, Total | | ND | | 0.00300 | 1 | 03/18/2024 21:39 | WG2248915 |
| Di-isopropyl ether | | ND | | 0.00100 | 1 | 03/18/2024 21:39 | WG2248915 |
| Ethanol | | ND | UJ ~~LTM1 R5~~ | 0.100 | 1 | 03/18/2024 21:39 | WG2248915 |
| Ethyl tert-butyl ether | | ND | | 0.00100 | 1 | 03/18/2024 21:39 | WG2248915 |
| Methyl tert-butyl ether | | 0.857 | | 0.0200 | 20 | 03/19/2024 20:34 | WG2249696 |
| tert-Butyl alcohol | | 1.88 | | 0.100 | 20 | 03/19/2024 20:34 | WG2249696 |
| tert-Amyl Methyl Ether | | 0.120 | | 0.00100 | 1 | 03/18/2024 21:39 | WG2248915 |
| *(S) Toluene-d8* | | *109* | | *80.0-120* | | *03/18/2024 21:39* | WG2248915 |
| *(S) Toluene-d8* | | *107* | | *80.0-120* | | *03/19/2024 20:34* | WG2249696 |
| *(S) 4-Bromofluorobenzene* | | *102* | | *77.0-126* | | *03/18/2024 21:39* | WG2248915 |
| *(S) 4-Bromofluorobenzene* | | *102* | | *77.0-126* | | *03/19/2024 20:34* | WG2249696 |
| *(S) 1,2-Dichloroethane-d4* | | *101* | | *70.0-130* | | *03/18/2024 21:39* | WG2248915 |
| *(S) 1,2-Dichloroethane-d4* | | *104* | | *70.0-130* | | *03/19/2024 20:34* | WG2249696 |

## Gravimetric Analysis by Method 2540 C-2011

| Analyte | Result | Qualifier | RDL | Dilution | Analysis | Batch |
|---|---|---|---|---|---|---|
| | mg/l | | mg/l | | date / time | |
| Dissolved Solids | 845 | | 13.3 | 1 | 03/20/2024 02:21 | WG2249253 |

## Wet Chemistry by Method 9056A

| Analyte | Result | Qualifier | RDL | Dilution | Analysis | Batch |
|---|---|---|---|---|---|---|
| | mg/l | | mg/l | | date / time | |
| Nitrate | ND | | 0.100 | 1 | 03/14/2024 19:37 | WG2246881 |
| Nitrite | ND | | 0.100 | 1 | 03/14/2024 19:37 | WG2246881 |
| Sulfate | 302 | | 25.0 | 5 | 03/14/2024 19:53 | WG2246881 |

## Metals (ICP) by Method 6010D

| Analyte | Result | Qualifier | RDL | Dilution | Analysis | Batch |
|---|---|---|---|---|---|---|
| | mg/l | | mg/l | | date / time | |
| Iron | 1.42 | | 0.100 | 1 | 03/20/2024 17:40 | WG2247544 |

## Volatile Organic Compounds (GC) by Method RSK175

| Analyte | Result | Qualifier | RDL | Dilution | Analysis | Batch |
|---|---|---|---|---|---|---|
| | mg/l | | mg/l | | date / time | |
| Methane | 0.117 | | 0.0100 | 1 | 03/18/2024 13:24 | WG2247928 |
| Ethane | ND | | 0.0130 | 1 | 03/18/2024 13:24 | WG2247928 |
| Ethene | ND | | 0.0130 | 1 | 03/18/2024 13:24 | WG2247928 |

## Volatile Organic Compounds (GC/MS) by Method 8260B

| Analyte | Result | Qualifier | RDL | Dilution | Analysis | Batch |
|---|---|---|---|---|---|---|
| | mg/l | | mg/l | | date / time | |
| Acetone | ND | | 0.0500 | 1 | 03/18/2024 22:01 | WG2248915 |
| Acrylonitrile | ND | | 0.0100 | 1 | 03/18/2024 22:01 | WG2248915 |
| Benzene | ND | | 0.00100 | 1 | 03/18/2024 22:01 | WG2248915 |
| Bromobenzene | ND | | 0.00100 | 1 | 03/18/2024 22:01 | WG2248915 |
| Bromochloromethane | ND | | 0.00100 | 1 | 03/18/2024 22:01 | WG2248915 |
| Bromodichloromethane | ND | | 0.00100 | 1 | 03/18/2024 22:01 | WG2248915 |
| Bromoform | ND | | 0.00100 | 1 | 03/18/2024 22:01 | WG2248915 |
| Bromomethane | ND | | 0.00500 | 1 | 03/18/2024 22:01 | WG2248915 |
| n-Butylbenzene | ND | | 0.00100 | 1 | 03/18/2024 22:01 | WG2248915 |
| sec-Butylbenzene | ND | | 0.00100 | 1 | 03/18/2024 22:01 | WG2248915 |
| tert-Butylbenzene | ND | | 0.00100 | 1 | 03/18/2024 22:01 | WG2248915 |
| Carbon tetrachloride | ND | | 0.00100 | 1 | 03/18/2024 22:01 | WG2248915 |
| Carbon disulfide | ND | UJ R7 | 0.00100 | 1 | 03/18/2024 22:01 | WG2248915 |
| Chlorobenzene | ND | | 0.00100 | 1 | 03/18/2024 22:01 | WG2248915 |
| Chlorodibromomethane | ND | | 0.00100 | 1 | 03/18/2024 22:01 | WG2248915 |
| Chloroethane | ND | UJ R7 | 0.00500 | 1 | 03/18/2024 22:01 | WG2248915 |
| Chloroform | ND | | 0.00500 | 1 | 03/18/2024 22:01 | WG2248915 |
| Chloromethane | ND | UJ R7 | 0.00250 | 1 | 03/18/2024 22:01 | WG2248915 |
| 1,2-Dibromo-3-Chloropropane | ND | | 0.00500 | 1 | 03/18/2024 22:01 | WG2248915 |
| 1,2-Dibromoethane | ND | | 0.00100 | 1 | 03/18/2024 22:01 | WG2248915 |
| Dibromomethane | ND | | 0.00100 | 1 | 03/18/2024 22:01 | WG2248915 |
| 1,2-Dichlorobenzene | ND | | 0.00100 | 1 | 03/18/2024 22:01 | WG2248915 |
| 1,3-Dichlorobenzene | ND | | 0.00100 | 1 | 03/18/2024 22:01 | WG2248915 |
| 1,4-Dichlorobenzene | ND | | 0.00100 | 1 | 03/18/2024 22:01 | WG2248915 |
| trans-1,4-Dichloro-2-butene | ND | UJ R7 | 0.00250 | 1 | 03/18/2024 22:01 | WG2248915 |
| Dichlorodifluoromethane | ND | UJ R7 | 0.00500 | 1 | 03/18/2024 22:01 | WG2248915 |
| 1,1-Dichloroethane | ND | | 0.00100 | 1 | 03/18/2024 22:01 | WG2248915 |
| 1,2-Dichloroethane | ND | | 0.00100 | 1 | 03/18/2024 22:01 | WG2248915 |
| 1,1-Dichloroethene | ND | | 0.00100 | 1 | 03/18/2024 22:01 | WG2248915 |
| cis-1,2-Dichloroethene | ND | | 0.00100 | 1 | 03/18/2024 22:01 | WG2248915 |

## Volatile Organic Compounds (GC/MS) by Method 8260B

| Analyte | Result mg/l | Qualifier | RDL mg/l | Dilution | Analysis date / time | Batch |
|---|---|---|---|---|---|---|
| trans-1,2-Dichloroethene | ND | UJ R7 | 0.00100 | 1 | 03/18/2024 22:01 | WG2248915 |
| 1,2-Dichloropropane | ND | | 0.00100 | 1 | 03/18/2024 22:01 | WG2248915 |
| cis-1,3-Dichloropropene | ND | | 0.00100 | 1 | 03/18/2024 22:01 | WG2248915 |
| trans-1,3-Dichloropropene | ND | | 0.00100 | 1 | 03/18/2024 22:01 | WG2248915 |
| Ethylbenzene | ND | | 0.00100 | 1 | 03/18/2024 22:01 | WG2248915 |
| Hexachloro-1,3-butadiene | ND | | 0.00100 | 1 | 03/18/2024 22:01 | WG2248915 |
| 2-Hexanone | ND | | 0.0100 | 1 | 03/18/2024 22:01 | WG2248915 |
| 2-Butanone (MEK) | ND | UJ R7 | 0.0100 | 1 | 03/18/2024 22:01 | WG2248915 |
| Iodomethane | ND | UJ L2 | 0.0100 | 1 | 03/18/2024 22:01 | WG2248915 |
| Methylene Chloride | ND | | 0.00500 | 1 | 03/18/2024 22:01 | WG2248915 |
| 4-Methyl-2-pentanone (MIBK) | ND | | 0.0100 | 1 | 03/18/2024 22:01 | WG2248915 |
| Naphthalene | ND | | 0.00500 | 1 | 03/18/2024 22:01 | WG2248915 |
| n-Propylbenzene | ND | | 0.00100 | 1 | 03/18/2024 22:01 | WG2248915 |
| Styrene | ND | | 0.00100 | 1 | 03/18/2024 22:01 | WG2248915 |
| 1,1,1,2-Tetrachloroethane | ND | | 0.00100 | 1 | 03/18/2024 22:01 | WG2248915 |
| 1,1,2,2-Tetrachloroethane | ND | | 0.00100 | 1 | 03/18/2024 22:01 | WG2248915 |
| 1,1,2-Trichlorotrifluoroethane | ND | | 0.00100 | 1 | 03/18/2024 22:01 | WG2248915 |
| Tetrachloroethene | ND | | 0.00100 | 1 | 03/18/2024 22:01 | WG2248915 |
| Toluene | ND | | 0.00100 | 1 | 03/18/2024 22:01 | WG2248915 |
| 1,2,4-Trichlorobenzene | ND | | 0.00100 | 1 | 03/18/2024 22:01 | WG2248915 |
| 1,1,1-Trichloroethane | ND | | 0.00100 | 1 | 03/18/2024 22:01 | WG2248915 |
| 1,1,2-Trichloroethane | ND | | 0.00100 | 1 | 03/18/2024 22:01 | WG2248915 |
| Trichloroethene | ND | UJ R7 | 0.00100 | 1 | 03/18/2024 22:01 | WG2248915 |
| Trichlorofluoromethane | ND | UJ R7 | 0.00500 | 1 | 03/18/2024 22:01 | WG2248915 |
| 1,2,3-Trichloropropane | ND | | 0.00250 | 1 | 03/18/2024 22:01 | WG2248915 |
| 1,2,4-Trimethylbenzene | ND | | 0.00100 | 1 | 03/18/2024 22:01 | WG2248915 |
| 1,3,5-Trimethylbenzene | ND | | 0.00100 | 1 | 03/18/2024 22:01 | WG2248915 |
| Vinyl acetate | ND | UJ R7 | 0.0100 | 1 | 03/18/2024 22:01 | WG2248915 |
| Vinyl chloride | ND | UJ R7 | 0.00100 | 1 | 03/18/2024 22:01 | WG2248915 |
| Xylenes, Total | ND | | 0.00300 | 1 | 03/18/2024 22:01 | WG2248915 |
| Di-isopropyl ether | ND | | 0.00100 | 1 | 03/18/2024 22:01 | WG2248915 |
| Ethanol | ND | L1 | 0.100 | 1 | 03/18/2024 22:01 | WG2248915 |
| Ethyl tert-butyl ether | ND | | 0.00100 | 1 | 03/18/2024 22:01 | WG2248915 |
| Methyl tert-butyl ether | 0.0829 | | 0.00100 | 1 | 03/18/2024 22:01 | WG2248915 |
| tert-Butyl alcohol | 13.7 | D | 0.500 | 100 | 03/19/2024 20:55 | WG2249696 |
| tert-Amyl Methyl Ether | 0.00615 | | 0.00100 | 1 | 03/18/2024 22:01 | WG2248915 |
| *(S) Toluene-d8* | *109* | | *80.0-120* | | *03/18/2024 22:01* | WG2248915 |
| *(S) Toluene-d8* | *102* | | *80.0-120* | | *03/19/2024 20:55* | WG2249696 |
| *(S) 4-Bromofluorobenzene* | *101* | | *77.0-126* | | *03/18/2024 22:01* | WG2248915 |
| *(S) 4-Bromofluorobenzene* | *101* | | *77.0-126* | | *03/19/2024 20:55* | WG2249696 |
| *(S) 1,2-Dichloroethane-d4* | *102* | | *70.0-130* | | *03/18/2024 22:01* | WG2248915 |
| *(S) 1,2-Dichloroethane-d4* | *109* | | *70.0-130* | | *03/19/2024 20:55* | WG2249696 |

## Gravimetric Analysis by Method 2540 C-2011

| Analyte | Result | Qualifier | RDL | Dilution | Analysis | Batch |
|---|---|---|---|---|---|---|
| | mg/l | | mg/l | | date / time | |
| Dissolved Solids | 843 | | 13.3 | 1 | 03/20/2024 02:21 | WG2249253 |

## Wet Chemistry by Method 9056A

| Analyte | Result | Qualifier | RDL | Dilution | Analysis | Batch |
|---|---|---|---|---|---|---|
| | mg/l | | mg/l | | date / time | |
| Nitrate | ND | | 0.100 | 1 | 03/14/2024 20:40 | WG2246881 |
| Nitrite | ND | | 0.100 | 1 | 03/14/2024 20:40 | WG2246881 |
| Sulfate | 301 | | 25.0 | 5 | 03/14/2024 20:56 | WG2246881 |

## Metals (ICP) by Method 6010D

| Analyte | Result | Qualifier | RDL | Dilution | Analysis | Batch |
|---|---|---|---|---|---|---|
| | mg/l | | mg/l | | date / time | |
| Iron | 1.34 | | 0.100 | 1 | 03/20/2024 17:41 | WG2247544 |

## Volatile Organic Compounds (GC) by Method RSK175

| Analyte | Result | Qualifier | RDL | Dilution | Analysis | Batch |
|---|---|---|---|---|---|---|
| | mg/l | | mg/l | | date / time | |
| Methane | 0.109 | | 0.0100 | 1 | 03/18/2024 13:29 | WG2247928 |
| Ethane | ND | | 0.0130 | 1 | 03/18/2024 13:29 | WG2247928 |
| Ethene | ND | | 0.0130 | 1 | 03/18/2024 13:29 | WG2247928 |

## Volatile Organic Compounds (GC/MS) by Method 8260B

| Analyte | Result | Qualifier | RDL | Dilution | Analysis | Batch |
|---|---|---|---|---|---|---|
| | mg/l | | mg/l | | date / time | |
| Acetone | ND | | 0.0500 | 1 | 03/18/2024 22:22 | WG2248915 |
| Acrylonitrile | ND | | 0.0100 | 1 | 03/18/2024 22:22 | WG2248915 |
| Benzene | ND | | 0.00100 | 1 | 03/18/2024 22:22 | WG2248915 |
| Bromobenzene | ND | | 0.00100 | 1 | 03/18/2024 22:22 | WG2248915 |
| Bromochloromethane | ND | | 0.00100 | 1 | 03/18/2024 22:22 | WG2248915 |
| Bromodichloromethane | ND | | 0.00100 | 1 | 03/18/2024 22:22 | WG2248915 |
| Bromoform | ND | | 0.00100 | 1 | 03/18/2024 22:22 | WG2248915 |
| Bromomethane | ND | | 0.00500 | 1 | 03/18/2024 22:22 | WG2248915 |
| n-Butylbenzene | ND | | 0.00100 | 1 | 03/18/2024 22:22 | WG2248915 |
| sec-Butylbenzene | ND | | 0.00100 | 1 | 03/18/2024 22:22 | WG2248915 |
| tert-Butylbenzene | ND | | 0.00100 | 1 | 03/18/2024 22:22 | WG2248915 |
| Carbon tetrachloride | ND | | 0.00100 | 1 | 03/18/2024 22:22 | WG2248915 |
| Carbon disulfide | ND | UJ R7 | 0.00100 | 1 | 03/18/2024 22:22 | WG2248915 |
| Chlorobenzene | ND | | 0.00100 | 1 | 03/18/2024 22:22 | WG2248915 |
| Chlorodibromomethane | ND | | 0.00100 | 1 | 03/18/2024 22:22 | WG2248915 |
| Chloroethane | ND | UJ R7 | 0.00500 | 1 | 03/18/2024 22:22 | WG2248915 |
| Chloroform | ND | | 0.00500 | 1 | 03/18/2024 22:22 | WG2248915 |
| Chloromethane | ND | UJ R7 | 0.00250 | 1 | 03/18/2024 22:22 | WG2248915 |
| 1,2-Dibromo-3-Chloropropane | ND | | 0.00500 | 1 | 03/18/2024 22:22 | WG2248915 |
| 1,2-Dibromoethane | ND | | 0.00100 | 1 | 03/18/2024 22:22 | WG2248915 |
| Dibromomethane | ND | | 0.00100 | 1 | 03/18/2024 22:22 | WG2248915 |
| 1,2-Dichlorobenzene | ND | | 0.00100 | 1 | 03/18/2024 22:22 | WG2248915 |
| 1,3-Dichlorobenzene | ND | | 0.00100 | 1 | 03/18/2024 22:22 | WG2248915 |
| 1,4-Dichlorobenzene | ND | | 0.00100 | 1 | 03/18/2024 22:22 | WG2248915 |
| trans-1,4-Dichloro-2-butene | ND | UJ R7 | 0.00250 | 1 | 03/18/2024 22:22 | WG2248915 |
| Dichlorodifluoromethane | ND | UJ R7 | 0.00500 | 1 | 03/18/2024 22:22 | WG2248915 |
| 1,1-Dichloroethane | ND | | 0.00100 | 1 | 03/18/2024 22:22 | WG2248915 |
| 1,2-Dichloroethane | ND | | 0.00100 | 1 | 03/18/2024 22:22 | WG2248915 |
| 1,1-Dichloroethene | ND | | 0.00100 | 1 | 03/18/2024 22:22 | WG2248915 |
| cis-1,2-Dichloroethene | ND | | 0.00100 | 1 | 03/18/2024 22:22 | WG2248915 |

## Volatile Organic Compounds (GC/MS) by Method 8260B

| Analyte | Result mg/l | Qualifier | RDL mg/l | Dilution | Analysis date / time | Batch |
|---|---|---|---|---|---|---|
| trans-1,2-Dichloroethene | ND | UJ R7 | 0.00100 | 1 | 03/18/2024 22:22 | WG2248915 |
| 1,2-Dichloropropane | ND | | 0.00100 | 1 | 03/18/2024 22:22 | WG2248915 |
| cis-1,3-Dichloropropene | ND | | 0.00100 | 1 | 03/18/2024 22:22 | WG2248915 |
| trans-1,3-Dichloropropene | ND | | 0.00100 | 1 | 03/18/2024 22:22 | WG2248915 |
| Ethylbenzene | ND | | 0.00100 | 1 | 03/18/2024 22:22 | WG2248915 |
| Hexachloro-1,3-butadiene | ND | | 0.00100 | 1 | 03/18/2024 22:22 | WG2248915 |
| 2-Hexanone | ND | | 0.0100 | 1 | 03/18/2024 22:22 | WG2248915 |
| 2-Butanone (MEK) | ND | UJ R7 | 0.0100 | 1 | 03/18/2024 22:22 | WG2248915 |
| Iodomethane | ND | UJ L2 | 0.0100 | 1 | 03/18/2024 22:22 | WG2248915 |
| Methylene Chloride | ND | | 0.00500 | 1 | 03/18/2024 22:22 | WG2248915 |
| 4-Methyl-2-pentanone (MIBK) | ND | | 0.0100 | 1 | 03/18/2024 22:22 | WG2248915 |
| Naphthalene | ND | | 0.00500 | 1 | 03/18/2024 22:22 | WG2248915 |
| n-Propylbenzene | ND | | 0.00100 | 1 | 03/18/2024 22:22 | WG2248915 |
| Styrene | ND | | 0.00100 | 1 | 03/18/2024 22:22 | WG2248915 |
| 1,1,1,2-Tetrachloroethane | ND | | 0.00100 | 1 | 03/18/2024 22:22 | WG2248915 |
| 1,1,2,2-Tetrachloroethane | ND | | 0.00100 | 1 | 03/18/2024 22:22 | WG2248915 |
| 1,1,2-Trichlorotrifluoroethane | ND | | 0.00100 | 1 | 03/18/2024 22:22 | WG2248915 |
| Tetrachloroethene | ND | | 0.00100 | 1 | 03/18/2024 22:22 | WG2248915 |
| Toluene | ND | | 0.00100 | 1 | 03/18/2024 22:22 | WG2248915 |
| 1,2,4-Trichlorobenzene | ND | | 0.00100 | 1 | 03/18/2024 22:22 | WG2248915 |
| 1,1,1-Trichloroethane | ND | | 0.00100 | 1 | 03/18/2024 22:22 | WG2248915 |
| 1,1,2-Trichloroethane | ND | | 0.00100 | 1 | 03/18/2024 22:22 | WG2248915 |
| Trichloroethene | ND | UJ R7 | 0.00100 | 1 | 03/18/2024 22:22 | WG2248915 |
| Trichlorofluoromethane | ND | UJ R7 | 0.00500 | 1 | 03/18/2024 22:22 | WG2248915 |
| 1,2,3-Trichloropropane | ND | | 0.00250 | 1 | 03/18/2024 22:22 | WG2248915 |
| 1,2,4-Trimethylbenzene | ND | | 0.00100 | 1 | 03/18/2024 22:22 | WG2248915 |
| 1,3,5-Trimethylbenzene | ND | | 0.00100 | 1 | 03/18/2024 22:22 | WG2248915 |
| Vinyl acetate | ND | UJ R7 | 0.0100 | 1 | 03/18/2024 22:22 | WG2248915 |
| Vinyl chloride | ND | UJ R7 | 0.00100 | 1 | 03/18/2024 22:22 | WG2248915 |
| Xylenes, Total | ND | | 0.00300 | 1 | 03/18/2024 22:22 | WG2248915 |
| Di-isopropyl ether | ND | | 0.00100 | 1 | 03/18/2024 22:22 | WG2248915 |
| Ethanol | ND | L1 | 0.100 | 1 | 03/18/2024 22:22 | WG2248915 |
| Ethyl tert-butyl ether | ND | | 0.00100 | 1 | 03/18/2024 22:22 | WG2248915 |
| Methyl tert-butyl ether | 0.0855 | | 0.00100 | 1 | 03/18/2024 22:22 | WG2248915 |
| tert-Butyl alcohol | 14.6 | D | 0.500 | 100 | 03/19/2024 21:17 | WG2249696 |
| tert-Amyl Methyl Ether | 0.00634 | | 0.00100 | 1 | 03/18/2024 22:22 | WG2248915 |
| *(S) Toluene-d8* | *109* | | *80.0-120* | | *03/18/2024 22:22* | WG2248915 |
| *(S) Toluene-d8* | *105* | | *80.0-120* | | *03/19/2024 21:17* | WG2249696 |
| *(S) 4-Bromofluorobenzene* | *100* | | *77.0-126* | | *03/18/2024 22:22* | WG2248915 |
| *(S) 4-Bromofluorobenzene* | *101* | | *77.0-126* | | *03/19/2024 21:17* | WG2249696 |
| *(S) 1,2-Dichloroethane-d4* | *106* | | *70.0-130* | | *03/18/2024 22:22* | WG2248915 |
| *(S) 1,2-Dichloroethane-d4* | *108* | | *70.0-130* | | *03/19/2024 21:17* | WG2249696 |

## Gravimetric Analysis by Method 2540 C-2011

| Analyte | Result | Qualifier | RDL | Dilution | Analysis | Batch |
|---|---|---|---|---|---|---|
| | mg/l | | mg/l | | date / time | |
| Dissolved Solids | 612 | | 13.3 | 1 | 03/20/2024 02:21 | WG2249253 |

## Wet Chemistry by Method 9056A

| Analyte | Result | Qualifier | RDL | Dilution | Analysis | Batch |
|---|---|---|---|---|---|---|
| | mg/l | | mg/l | | date / time | |
| Nitrate | 1.08 | | 0.100 | 1 | 03/14/2024 21:12 | WG2246881 |
| Nitrite | 0.316 | | 0.100 | 1 | 03/14/2024 21:12 | WG2246881 |
| Sulfate | 91.4 | | 5.00 | 1 | 03/14/2024 21:12 | WG2246881 |

## Metals (ICP) by Method 6010D

| Analyte | Result | Qualifier | RDL | Dilution | Analysis | Batch |
|---|---|---|---|---|---|---|
| | mg/l | | mg/l | | date / time | |
| Iron | 0.164 | | 0.100 | 1 | 03/20/2024 17:43 | WG2247544 |

## Volatile Organic Compounds (GC) by Method RSK175

| Analyte | Result | Qualifier | RDL | Dilution | Analysis | Batch |
|---|---|---|---|---|---|---|
| | mg/l | | mg/l | | date / time | |
| Methane | 0.799 | | 0.0100 | 1 | 03/18/2024 13:37 | WG2247928 |
| Ethane | ND | | 0.0130 | 1 | 03/18/2024 13:37 | WG2247928 |
| Ethene | ND | | 0.0130 | 1 | 03/18/2024 13:37 | WG2247928 |

## Volatile Organic Compounds (GC/MS) by Method 8260B

| Analyte | Result | Qualifier | RDL | Dilution | Analysis | Batch |
|---|---|---|---|---|---|---|
| | mg/l | | mg/l | | date / time | |
| Acetone | ND | | 0.0500 | 1 | 03/18/2024 22:44 | WG2248915 |
| Acrylonitrile | ND | | 0.0100 | 1 | 03/18/2024 22:44 | WG2248915 |
| Benzene | ND | | 0.00100 | 1 | 03/18/2024 22:44 | WG2248915 |
| Bromobenzene | ND | | 0.00100 | 1 | 03/18/2024 22:44 | WG2248915 |
| Bromochloromethane | ND | | 0.00100 | 1 | 03/18/2024 22:44 | WG2248915 |
| Bromodichloromethane | ND | | 0.00100 | 1 | 03/18/2024 22:44 | WG2248915 |
| Bromoform | ND | | 0.00100 | 1 | 03/18/2024 22:44 | WG2248915 |
| Bromomethane | ND | | 0.00500 | 1 | 03/18/2024 22:44 | WG2248915 |
| n-Butylbenzene | ND | | 0.00100 | 1 | 03/18/2024 22:44 | WG2248915 |
| sec-Butylbenzene | ND | | 0.00100 | 1 | 03/18/2024 22:44 | WG2248915 |
| tert-Butylbenzene | ND | | 0.00100 | 1 | 03/18/2024 22:44 | WG2248915 |
| Carbon tetrachloride | ND | | 0.00100 | 1 | 03/18/2024 22:44 | WG2248915 |
| Carbon disulfide | ND | UJ R7 | 0.00100 | 1 | 03/18/2024 22:44 | WG2248915 |
| Chlorobenzene | ND | | 0.00100 | 1 | 03/18/2024 22:44 | WG2248915 |
| Chlorodibromomethane | ND | | 0.00100 | 1 | 03/18/2024 22:44 | WG2248915 |
| Chloroethane | ND | UJ R7 | 0.00500 | 1 | 03/18/2024 22:44 | WG2248915 |
| Chloroform | ND | | 0.00500 | 1 | 03/18/2024 22:44 | WG2248915 |
| Chloromethane | ND | UJ R7 | 0.00250 | 1 | 03/18/2024 22:44 | WG2248915 |
| 1,2-Dibromo-3-Chloropropane | ND | | 0.00500 | 1 | 03/18/2024 22:44 | WG2248915 |
| 1,2-Dibromoethane | ND | | 0.00100 | 1 | 03/18/2024 22:44 | WG2248915 |
| Dibromomethane | ND | | 0.00100 | 1 | 03/18/2024 22:44 | WG2248915 |
| 1,2-Dichlorobenzene | ND | | 0.00100 | 1 | 03/18/2024 22:44 | WG2248915 |
| 1,3-Dichlorobenzene | ND | | 0.00100 | 1 | 03/18/2024 22:44 | WG2248915 |
| 1,4-Dichlorobenzene | ND | | 0.00100 | 1 | 03/18/2024 22:44 | WG2248915 |
| trans-1,4-Dichloro-2-butene | ND | UJ R7 | 0.00250 | 1 | 03/18/2024 22:44 | WG2248915 |
| Dichlorodifluoromethane | ND | UJ R7 | 0.00500 | 1 | 03/18/2024 22:44 | WG2248915 |
| 1,1-Dichloroethane | ND | | 0.00100 | 1 | 03/18/2024 22:44 | WG2248915 |
| 1,2-Dichloroethane | ND | | 0.00100 | 1 | 03/18/2024 22:44 | WG2248915 |
| 1,1-Dichloroethene | ND | | 0.00100 | 1 | 03/18/2024 22:44 | WG2248915 |
| cis-1,2-Dichloroethene | ND | | 0.00100 | 1 | 03/18/2024 22:44 | WG2248915 |

## Volatile Organic Compounds (GC/MS) by Method 8260B

| Analyte | Result mg/l | Qualifier | RDL mg/l | Dilution | Analysis date / time | Batch |
|---|---|---|---|---|---|---|
| trans-1,2-Dichloroethene | ND | UJ R7 | 0.00100 | 1 | 03/18/2024 22:44 | WG2248915 |
| 1,2-Dichloropropane | ND | | 0.00100 | 1 | 03/18/2024 22:44 | WG2248915 |
| cis-1,3-Dichloropropene | ND | | 0.00100 | 1 | 03/18/2024 22:44 | WG2248915 |
| trans-1,3-Dichloropropene | ND | | 0.00100 | 1 | 03/18/2024 22:44 | WG2248915 |
| Ethylbenzene | ND | | 0.00100 | 1 | 03/18/2024 22:44 | WG2248915 |
| Hexachloro-1,3-butadiene | ND | | 0.00100 | 1 | 03/18/2024 22:44 | WG2248915 |
| 2-Hexanone | ND | | 0.0100 | 1 | 03/18/2024 22:44 | WG2248915 |
| 2-Butanone (MEK) | ND | UJ R7 | 0.0100 | 1 | 03/18/2024 22:44 | WG2248915 |
| Iodomethane | ND | UJ L2 | 0.0100 | 1 | 03/18/2024 22:44 | WG2248915 |
| Methylene Chloride | ND | | 0.00500 | 1 | 03/18/2024 22:44 | WG2248915 |
| 4-Methyl-2-pentanone (MIBK) | ND | | 0.0100 | 1 | 03/18/2024 22:44 | WG2248915 |
| Naphthalene | ND | | 0.00500 | 1 | 03/18/2024 22:44 | WG2248915 |
| n-Propylbenzene | ND | | 0.00100 | 1 | 03/18/2024 22:44 | WG2248915 |
| Styrene | ND | | 0.00100 | 1 | 03/18/2024 22:44 | WG2248915 |
| 1,1,1,2-Tetrachloroethane | ND | | 0.00100 | 1 | 03/18/2024 22:44 | WG2248915 |
| 1,1,2,2-Tetrachloroethane | ND | | 0.00100 | 1 | 03/18/2024 22:44 | WG2248915 |
| 1,1,2-Trichlorotrifluoroethane | ND | | 0.00100 | 1 | 03/18/2024 22:44 | WG2248915 |
| Tetrachloroethene | ND | | 0.00100 | 1 | 03/18/2024 22:44 | WG2248915 |
| Toluene | ND | | 0.00100 | 1 | 03/18/2024 22:44 | WG2248915 |
| 1,2,4-Trichlorobenzene | ND | | 0.00100 | 1 | 03/18/2024 22:44 | WG2248915 |
| 1,1,1-Trichloroethane | ND | | 0.00100 | 1 | 03/18/2024 22:44 | WG2248915 |
| 1,1,2-Trichloroethane | ND | | 0.00100 | 1 | 03/18/2024 22:44 | WG2248915 |
| Trichloroethene | ND | UJ R7 | 0.00100 | 1 | 03/18/2024 22:44 | WG2248915 |
| Trichlorofluoromethane | ND | UJ R7 | 0.00500 | 1 | 03/18/2024 22:44 | WG2248915 |
| 1,2,3-Trichloropropane | ND | | 0.00250 | 1 | 03/18/2024 22:44 | WG2248915 |
| 1,2,4-Trimethylbenzene | ND | | 0.00100 | 1 | 03/18/2024 22:44 | WG2248915 |
| 1,3,5-Trimethylbenzene | ND | | 0.00100 | 1 | 03/18/2024 22:44 | WG2248915 |
| Vinyl acetate | ND | UJ R7 | 0.0100 | 1 | 03/18/2024 22:44 | WG2248915 |
| Vinyl chloride | ND | UJ R7 | 0.00100 | 1 | 03/18/2024 22:44 | WG2248915 |
| Xylenes, Total | ND | | 0.00300 | 1 | 03/18/2024 22:44 | WG2248915 |
| Di-isopropyl ether | ND | | 0.00100 | 1 | 03/18/2024 22:44 | WG2248915 |
| Ethanol | ND | L1 | 0.100 | 1 | 03/18/2024 22:44 | WG2248915 |
| Ethyl tert-butyl ether | ND | | 0.00100 | 1 | 03/18/2024 22:44 | WG2248915 |
| Methyl tert-butyl ether | 0.313 | | 0.100 | 100 | 03/19/2024 21:38 | WG2249696 |
| tert-Butyl alcohol | 26.8 | | 0.500 | 100 | 03/19/2024 21:38 | WG2249696 |
| tert-Amyl Methyl Ether | 0.0574 | | 0.00100 | 1 | 03/18/2024 22:44 | WG2248915 |
| *(S) Toluene-d8* | *109* | | *80.0-120* | | *03/18/2024 22:44* | WG2248915 |
| *(S) Toluene-d8* | *104* | | *80.0-120* | | *03/19/2024 21:38* | WG2249696 |
| *(S) 4-Bromofluorobenzene* | *102* | | *77.0-126* | | *03/18/2024 22:44* | WG2248915 |
| *(S) 4-Bromofluorobenzene* | *100* | | *77.0-126* | | *03/19/2024 21:38* | WG2249696 |
| *(S) 1,2-Dichloroethane-d4* | *91.5* | | *70.0-130* | | *03/18/2024 22:44* | WG2248915 |
| *(S) 1,2-Dichloroethane-d4* | *112* | | *70.0-130* | | *03/19/2024 21:38* | WG2249696 |

## Volatile Organic Compounds (GC/MS) by Method 8260B

| Analyte | Result mg/l | Qualifier | RDL mg/l | Dilution | Analysis date / time | Batch |
|---|---|---|---|---|---|---|
| Acetone | ND | | 0.0500 | 1 | 03/18/2024 18:26 | WG2248915 |
| Acrylonitrile | ND | | 0.0100 | 1 | 03/18/2024 18:26 | WG2248915 |
| Benzene | ND | | 0.00100 | 1 | 03/18/2024 18:26 | WG2248915 |
| Bromobenzene | ND | | 0.00100 | 1 | 03/18/2024 18:26 | WG2248915 |
| Bromochloromethane | ND | | 0.00100 | 1 | 03/18/2024 18:26 | WG2248915 |
| Bromodichloromethane | ND | | 0.00100 | 1 | 03/18/2024 18:26 | WG2248915 |
| Bromoform | ND | | 0.00100 | 1 | 03/18/2024 18:26 | WG2248915 |
| Bromomethane | ND | | 0.00500 | 1 | 03/18/2024 18:26 | WG2248915 |
| n-Butylbenzene | ND | | 0.00100 | 1 | 03/18/2024 18:26 | WG2248915 |
| sec-Butylbenzene | ND | | 0.00100 | 1 | 03/18/2024 18:26 | WG2248915 |
| tert-Butylbenzene | ND | | 0.00100 | 1 | 03/18/2024 18:26 | WG2248915 |
| Carbon tetrachloride | ND | | 0.00100 | 1 | 03/18/2024 18:26 | WG2248915 |
| Carbon disulfide | ND | UJ R7 | 0.00100 | 1 | 03/18/2024 18:26 | WG2248915 |
| Chlorobenzene | ND | | 0.00100 | 1 | 03/18/2024 18:26 | WG2248915 |
| Chlorodibromomethane | ND | | 0.00100 | 1 | 03/18/2024 18:26 | WG2248915 |
| Chloroethane | ND | UJ R7 | 0.00500 | 1 | 03/18/2024 18:26 | WG2248915 |
| Chloroform | ND | | 0.00500 | 1 | 03/18/2024 18:26 | WG2248915 |
| Chloromethane | ND | UJ R7 | 0.00250 | 1 | 03/18/2024 18:26 | WG2248915 |
| 1,2-Dibromo-3-Chloropropane | ND | | 0.00500 | 1 | 03/18/2024 18:26 | WG2248915 |
| 1,2-Dibromoethane | ND | | 0.00100 | 1 | 03/18/2024 18:26 | WG2248915 |
| Dibromomethane | ND | | 0.00100 | 1 | 03/18/2024 18:26 | WG2248915 |
| 1,2-Dichlorobenzene | ND | | 0.00100 | 1 | 03/18/2024 18:26 | WG2248915 |
| 1,3-Dichlorobenzene | ND | | 0.00100 | 1 | 03/18/2024 18:26 | WG2248915 |
| 1,4-Dichlorobenzene | ND | | 0.00100 | 1 | 03/18/2024 18:26 | WG2248915 |
| trans-1,4-Dichloro-2-butene | ND | UJ R7 | 0.00250 | 1 | 03/18/2024 18:26 | WG2248915 |
| Dichlorodifluoromethane | ND | UJ R7 | 0.00500 | 1 | 03/18/2024 18:26 | WG2248915 |
| 1,1-Dichloroethane | ND | | 0.00100 | 1 | 03/18/2024 18:26 | WG2248915 |
| 1,2-Dichloroethane | ND | | 0.00100 | 1 | 03/18/2024 18:26 | WG2248915 |
| 1,1-Dichloroethene | ND | | 0.00100 | 1 | 03/18/2024 18:26 | WG2248915 |
| cis-1,2-Dichloroethene | ND | | 0.00100 | 1 | 03/18/2024 18:26 | WG2248915 |
| trans-1,2-Dichloroethene | ND | UJ R7 | 0.00100 | 1 | 03/18/2024 18:26 | WG2248915 |
| 1,2-Dichloropropane | ND | | 0.00100 | 1 | 03/18/2024 18:26 | WG2248915 |
| cis-1,3-Dichloropropene | ND | | 0.00100 | 1 | 03/18/2024 18:26 | WG2248915 |
| trans-1,3-Dichloropropene | ND | | 0.00100 | 1 | 03/18/2024 18:26 | WG2248915 |
| Ethylbenzene | ND | | 0.00100 | 1 | 03/18/2024 18:26 | WG2248915 |
| Hexachloro-1,3-butadiene | ND | | 0.00100 | 1 | 03/18/2024 18:26 | WG2248915 |
| 2-Hexanone | ND | | 0.0100 | 1 | 03/18/2024 18:26 | WG2248915 |
| 2-Butanone (MEK) | ND | UJ R7 | 0.0100 | 1 | 03/18/2024 18:26 | WG2248915 |
| Iodomethane | ND | UJ L2 | 0.0100 | 1 | 03/18/2024 18:26 | WG2248915 |
| Methylene Chloride | ND | | 0.00500 | 1 | 03/18/2024 18:26 | WG2248915 |
| 4-Methyl-2-pentanone (MIBK) | ND | | 0.0100 | 1 | 03/18/2024 18:26 | WG2248915 |
| Naphthalene | ND | | 0.00500 | 1 | 03/18/2024 18:26 | WG2248915 |
| n-Propylbenzene | ND | | 0.00100 | 1 | 03/18/2024 18:26 | WG2248915 |
| Styrene | ND | | 0.00100 | 1 | 03/18/2024 18:26 | WG2248915 |
| 1,1,1,2-Tetrachloroethane | ND | | 0.00100 | 1 | 03/18/2024 18:26 | WG2248915 |
| 1,1,2,2-Tetrachloroethane | ND | | 0.00100 | 1 | 03/18/2024 18:26 | WG2248915 |
| 1,1,2-Trichlorotrifluoroethane | ND | | 0.00100 | 1 | 03/18/2024 18:26 | WG2248915 |
| Tetrachloroethene | ND | | 0.00100 | 1 | 03/18/2024 18:26 | WG2248915 |
| Toluene | ND | | 0.00100 | 1 | 03/18/2024 18:26 | WG2248915 |
| 1,2,4-Trichlorobenzene | ND | | 0.00100 | 1 | 03/18/2024 18:26 | WG2248915 |
| 1,1,1-Trichloroethane | ND | | 0.00100 | 1 | 03/18/2024 18:26 | WG2248915 |
| 1,1,2-Trichloroethane | ND | | 0.00100 | 1 | 03/18/2024 18:26 | WG2248915 |
| Trichloroethene | ND | UJ R7 | 0.00100 | 1 | 03/18/2024 18:26 | WG2248915 |
| Trichlorofluoromethane | ND | UJ R7 | 0.00500 | 1 | 03/18/2024 18:26 | WG2248915 |
| 1,2,3-Trichloropropane | ND | | 0.00250 | 1 | 03/18/2024 18:26 | WG2248915 |
| 1,2,4-Trimethylbenzene | ND | | 0.00100 | 1 | 03/18/2024 18:26 | WG2248915 |

## Volatile Organic Compounds (GC/MS) by Method 8260B

| Analyte | Result mg/l | Qualifier | RDL mg/l | Dilution | Analysis date / time | Batch |
|---|---|---|---|---|---|---|
| 1,3,5-Trimethylbenzene | ND | | 0.00100 | 1 | 03/18/2024 18:26 | WG2248915 |
| Vinyl acetate | ND | UJ R7 | 0.0100 | 1 | 03/18/2024 18:26 | WG2248915 |
| Vinyl chloride | ND | UJ R7 | 0.00100 | 1 | 03/18/2024 18:26 | WG2248915 |
| Xylenes, Total | ND | | 0.00300 | 1 | 03/18/2024 18:26 | WG2248915 |
| Di-isopropyl ether | ND | | 0.00100 | 1 | 03/18/2024 18:26 | WG2248915 |
| Ethanol | ND | L1 | 0.100 | 1 | 03/18/2024 18:26 | WG2248915 |
| Ethyl tert-butyl ether | ND | | 0.00100 | 1 | 03/18/2024 18:26 | WG2248915 |
| Methyl tert-butyl ether | ND | | 0.00100 | 1 | 03/18/2024 18:26 | WG2248915 |
| tert-Butyl alcohol | ND | | 0.00500 | 1 | 03/18/2024 18:26 | WG2248915 |
| tert-Amyl Methyl Ether | ND | | 0.00100 | 1 | 03/18/2024 18:26 | WG2248915 |
| *(S) Toluene-d8* | *108* | | *80.0-120* | | *03/18/2024 18:26* | WG2248915 |
| *(S) 4-Bromofluorobenzene* | *98.7* | | *77.0-126* | | *03/18/2024 18:26* | WG2248915 |
| *(S) 1,2-Dichloroethane-d4* | *99.2* | | *70.0-130* | | *03/18/2024 18:26* | WG2248915 |

SFPP, L.P.
an operating partnership of
Kinder Morgan Energy Partners, L.P.

# DATA REVIEW

## Second Quarter 2024
## Groundwater Monitoring Report
## Silvercroft Wash Release Site,
## Tucson, Arizona

Volatile Organic Compounds, Dissolved Gases, Metals, and
Miscellaneous Analyses

SDGs # L1736398, L1736410, L1736922, L1737559, L1738436, L1739078, L1739373, and L1740124
Analyses Performed By:
Pace Analytical
Mt. Juliet, TN

Report #54761R
Review Level: Stage 2a
Project: 30229152

# SUMMARY

This data quality assessment summarizes the review of Sample Delivery Groups (SDGs) # L1736398, L1736410, L1736922, L1737559, L1738436, L1739078, L1739373, and L1740124 for samples collected in association with the association with the Silvercroft Wash Release Site. The review was conducted as a Stage 2a evaluation and included review of data package completeness. Only analytical data associated with constituents of concern were reviewed for this validation. Field documentation was not included in this review. Included with this assessment are the validation annotated sample result sheets, and chain of custody. Analyses were performed on the following samples:

| SDG Number | Sample ID | Lab ID | Matrix | Sample Collection Date | Parent Sample | Analysis | | | | |
|---|---|---|---|---|---|---|---|---|---|---|
| | | | | | | VOC | GASES | PCB | MET | MISC |
| L1736398 | MW-13 | L1736398-01 | Water | 5/14/2024 | | X | X | | X | X |
| | MW-14 | L1736398-02 | Water | 5/14/2024 | | X | X | | X | X |
| | MW-25 | L1736398-03 | Water | 5/14/2024 | | X | X | | X | X |
| | MW-4 | L1736398-04 | Water | 5/14/2024 | | X | X | | X | X |
| | TRIP BLANK | L1736398-05 | Water | 5/14/2024 | | X | | | | |
| L1736410 | MW-5 | L1736410-01 | Water | 5/14/2024 | | X | X | | X | X |
| | MW-1 | L1736410-02 | Water | 5/14/2024 | | X | X | | X | X |
| | TRIP BLANK | L1736410-03 | Water | 5/14/2024 | | X | | | | |
| L1736922 | MW-2 | L1736922-01 | Water | 5/15/2024 | | X | X | | X | X |
| | MW-20 | L1736922-02 | Water | 5/15/2024 | | X | X | | X | X |
| | MW-19 | L1736922-03 | Water | 5/15/2024 | | X | X | | X | X |
| | MW-19 DUP | L1736922-04 | Water | 5/15/2024 | MW-19 | X | X | | X | X |
| | MW-17 | L1736922-05 | Water | 5/15/2024 | | X | X | | X | X |
| | MW-6 | L1736922-06 | Water | 5/15/2024 | | X | X | | X | X |
| | EB-1 | L1736922-07 | Water | 5/15/2024 | | X | | | | |
| | TRIP BLANK | L1736922-08 | Water | 5/15/2024 | | X | | | | |
| L1737559 | MW-22 | L1737559-01 | Water | 5/16/2024 | | X | X | | X | X |
| | MW-27 | L1737559-02 | Water | 5/16/2024 | | X | X | | X | X |
| | MW-27 DUP | L1737559-03 | Water | 5/16/2024 | MW-27 | X | X | | X | X |
| | MW-16 | L1737559-04 | Water | 5/16/2024 | | X | X | | X | X |
| | MW-32S | L1737559-05 | Water | 5/16/2024 | | X | X | | X | X |
| | MW-29S | L1737559-06 | Water | 5/16/2024 | | X | X | | X | X |
| | EB-2 | L1737559-07 | Water | 5/16/2024 | | X | | | | |
| | TRIP BLANK | L1737559-08 | Water | 5/16/2024 | | X | | | | |
| L1738436 | MW-28 | L1738436-01 | Water | 5/20/2024 | | X | X | | X | X |

| SDG Number | Sample ID | Lab ID | Matrix | Sample Collection Date | Parent Sample | Analysis | | | | |
|---|---|---|---|---|---|---|---|---|---|---|
| | | | | | | VOC | GASES | PCB | MET | MISC |
| | MW-18 | L1738436-02 | Water | 5/20/2024 | | X | X | | X | X |
| | MW-18 DUP | L1738436-03 | Water | 5/20/2024 | MW-18 | X | X | | X | X |
| | MW-24 | L1738436-04 | Water | 5/20/2024 | | X | X | | X | X |
| | MW-30 | L1738436-05 | Water | 5/20/2024 | | X | X | | X | X |
| | MW-26 | L1738436-06 | Water | 5/20/2024 | | X | X | | X | X |
| | EB-3 | L1738436-07 | Water | 5/20/2024 | | X | | | | |
| | TRIP BLANK | L1738436-08 | Water | 5/20/2024 | | X | | | | |
| L1739078 | MW-21 | L1739078-01 | Water | 5/21/2024 | | X | X | | X | X |
| | TRIP BLANK 1 | L1739078-02 | Water | 5/21/2024 | | X | | | | |
| | WR-463A | L1739078-03 | Water | 5/21/2024 | | X | X | | X | X |
| | R-122A | L1739078-04 | Water | 5/21/2024 | | X | X | | X | X |
| | R-099A | L1739078-05 | Water | 5/21/2024 | | X | X | | X | X |
| | R-082A | L1739078-06 | Water | 5/21/2024 | | X | X | | X | X |
| | TRIP BLANK 2 | L1739078-07 | Water | 5/21/2024 | | X | | | | |
| L1739373 | WR-464A | L1739373-01 | Water | 5/22/2024 | | X | X | | X | X |
| | WR-467A | L1739373-02 | Water | 5/22/2024 | | X | X | | X | X |
| | WR-430A | L1739373-03 | Water | 5/22/2024 | | X | X | | X | X |
| | R-067A | L1739373-04 | Water | 5/22/2024 | | X | X | | X | X |
| | WR-242A | L1739373-05 | Water | 5/22/2024 | | X | X | | X | X |
| | TRIP BLANK | L1739373-06 | Water | 5/22/2024 | | X | | | | |
| L1740124 | WR-093A | L1740124-01 | Water | 5/23/2024 | | X | X | | X | X |
| | WR-359A | L1740124-02 | Water | 5/23/2024 | | X | X | | X | X |
| | WR-359A DUP | L1740124-03 | Water | 5/23/2024 | WR-359A | X | X | | X | X |
| | EB-4 | L1740124-04 | Water | 5/23/2024 | | X | | | | |
| | TRIP BLANK | L1740124-05 | Water | 5/23/2024 | | X | | | | |

Note:

1. Gases parameters include methane, ethene, and ethane.
2. Metals parameters include total iron.
3. Miscellaneous parameters include total dissolved solids (TDS), nitrate, nitrite, and sulfate.

## ANALYTICAL DATA PACKAGE DOCUMENTATION

The table below is the evaluation of the data package completeness.

| Items Reviewed | Reported | | Performance Acceptable | | Not Required |
|---|---|---|---|---|---|
| | No | Yes | No | Yes | |
| 1. Sample receipt condition | | X | | X | |
| 2. Requested analyses and sample results | | X | | X | |
| 3. Master tracking list | | X | | X | |
| 4. Methods of analysis | | X | | X | |
| 5. Reporting limits | | X | | X | |
| 6. Sample collection date | | X | | X | |
| 7. Laboratory sample received date | | X | | X | |
| 8. Sample preservation verification (as applicable) | | X | | X | |
| 9. Sample preparation/extraction/analysis dates | | X | | X | |
| 10. Fully executed Chain-of-Custody (COC) form | | X | | X | |
| 11. Narrative summary of QA or sample problems provided | | X | | X | |
| 12. Data Package Completeness and Compliance | | X | | X | |

Note:
QA - Quality Assurance

## ORGANIC ANALYSIS INTRODUCTION

Analyses were performed according to United States Environmental Protection Agency (USEPA) SW-846 Method 8260B, and EPA method RSK-175. Data were reviewed in accordance with the method specified criteria, USEPA National Functional Guidelines of October 1999, and USEPA Region 9 Superfund Data Evaluation/Validation Guidance (R9QA/006.1) of December 2001.

The data review process is an evaluation of data on a technical basis rather than a determination of contract compliance. As such, the standards against which the data are being weighed may differ from those specified in the analytical method. It is assumed that the data package represents the best efforts of the laboratory and had already been subjected to adequate and sufficient quality review prior to submission.

During the review process, laboratory qualified and unqualified data are verified against the supporting documentation. Based on this evaluation, qualifier codes may be added, deleted, or modified by the data reviewer. Results are qualified with the following codes in accordance with USEPA National Functional Guidelines:

- Concentration (C) Qualifiers

  U The compound was analyzed for but not detected. The associated value is the compound quantitation limit.

  B The compound has been found in the sample as well as its associated blank, its presence in the sample may be suspect.

- Quantitation (Q) Qualifiers

  E The compound was quantitated above the calibration range.

  D Concentration is based on a diluted sample analysis.

- Validation Qualifiers

  J The compound was positively identified; however, the associated numerical value is an estimated concentration only.

  UJ The compound was not detected above the reported sample quantitation limit. However, the reported limit is approximate and may or may not represent the actual limit of quantitation.

  JN The analysis indicates the presence of a compound for which there is presumptive evidence to make a tentative identification. The associated numerical value is an estimated concentration only.

  UB Compound considered non-detect at the listed value due to associated blank contamination.

  N The analysis indicates the presence of a compound for which there is presumptive evidence to make a tentative identification.

  R The sample results are rejected.

Two facts should be noted by all data users. First, the "R" flag means that the associated value is unusable. In other words, due to significant quality control (QC) problems, the analysis is invalid and provides no information as to whether the compound is present or not. "R" values should not appear on data tables because they cannot be relied upon, even as a last resort. The second fact to keep in mind is that no compound concentration, even if it has passed all QC tests, is guaranteed to be accurate. Strict QC serves to increase confidence in data but any value potentially contains error.

## VOLATILE ORGANIC COMPOUND (VOC) ANALYSES

### 1. Holding Times

The specified holding times for the following methods are presented in the following table.

| Method | Matrix | Holding Time | Preservation |
|---|---|---|---|
| SW-846 8260 | Water | 14 days from collection to analysis | Cool to <6 °C; preserved to a pH of less than 2 s.u. |

s.u. Standard units

All samples were analyzed within the specified holding time criteria.

### 2. Blank Contamination

Quality assurance (QA) blanks (i.e., method and rinse blanks) are prepared to identify any contamination which may have been introduced into the samples during sample preparation or field activity. Method blanks measure laboratory contamination. Rinse blanks measure contamination of samples during field operations.

A blank action level (BAL) of five times the concentration of a detected compound in an associated blank (common laboratory contaminant compounds are calculated at ten times) is calculated for QA blanks containing concentrations greater than the reported detection limit (RDL). The BAL is compared to the associated sample results to determine the appropriate qualification of the sample results, if needed.

All compounds associated with the QA blanks exhibited a concentration less than the MDL, with the exception of the compounds listed in the following table. Sample results associated with QA blank contamination that were greater than the BAL resulted in the removal of the laboratory qualifier (B). Sample results less than the BAL associated with the following sample locations were qualified as listed in the following table.

| Sample Locations | Analytes | Sample Result | Qualification |
|---|---|---|---|
| L1737559<br>MW-22 | tert-Butyl alcohol (EB) | Detected sample results >RDL and <BAL | "UB" at detected sample concentration |

**Note:**

EB Equipment blank

### 3. Surrogates/System Monitoring Compounds

All samples to be analyzed for organic compounds are spiked with surrogate compounds prior to sample preparation to evaluate overall laboratory performance and efficiency of the analytical technique. VOC analysis requires that all surrogates associated with the analysis exhibit recoveries within the laboratory-established acceptance limits.

All surrogate recoveries were within control limits.

### 4. Matrix Spike/Matrix Spike Duplicate (MS/MSD) Analysis

MS/MSD data are used to assess the precision and accuracy of the analytical method. The compounds used to perform the MS/MSD analysis must exhibit a percent recovery within the laboratory-established acceptance limits. The relative percent difference (RPD) between the MS/MSD recoveries must exhibit an RPD within the laboratory-established acceptance limits.

Note: The MS/MSD recovery control limits do not apply for MS/MSD performed on sample locations where the compound concentration detected in the parent sample exceeds the MS/MSD concentration by a factor of four or greater.

Sample locations associated with the MS/MSD exhibiting recoveries outside of the control limits are presented in the following table.

| Sample Locations | Compound | MS Recovery | MSD Recovery |
|---|---|---|---|
| L1736922<br>MW-2 | tert-Butylbenzene | <10% | <10% |
| | 1,2,4-Trimethylbenzene | <10% | <10% |
| L1738436<br>MW-28 | Dichlorodifluoromethane | >UL | >UL |
| L1739373<br>WR-464A | Iodomethane | <10% | <10% |
| L1740124<br>WR-359A | tert-Butyl alcohol | <LL but >10% | <LL but >10% |

Note:
AC Acceptable
LL Lower control limit
UL Upper control limit

The criteria used to evaluate the MS/MSD recoveries are presented in the following table. In the case of an MS/MSD deviation, the associated sample results are qualified as documented in the table below.

| Control Limit | Sample Result | Qualification |
|---|---|---|
| > the upper control limit (UL) | Non-detect | No Action |
| | Detect | J |
| < the lower control limit (LL) but > 10% | Non-detect | UJ |
| | Detect | J |
| < 10% | Non-detect | R |
| | Detect | J |

Sample locations associated with MS/MSD recoveries exhibiting an RPD greater than of the control limit presented in the following table.

| Sample Locations | Compound |
|---|---|
| L1736398<br>MW-13 | Ethanol |
| L1737559<br>MW-22 | Benzene |
| | sec-Butylbenzene |
| | tert-Butylbenzene |
| | Carbon tetrachloride |

| Sample Locations | Compound |
|---|---|
| | Carbon disulfide |
| | Chlorobenzene |
| | Chloroethane |
| | Chloromethane |
| | Dichlorodifluoromethane |
| | 1,1-Dichloroethane |
| | 1,1-Dichloroethene |
| | Ethylbenzene |
| | Iodomethane |
| | n-Propylbenzene |
| | 1,1,2-Trichlorotrifluoroethane |
| | Tetrachloroethene |
| | Toluene |
| | 1,1,1-Trichloroethane |
| | Trichloroethene |
| | Trichlorofluoromethane |
| | 1,3,5-Trimethylbenzene |
| | Vinyl chloride |
| | Xylenes, Total |
| L1738436<br>MW-28 | Ethanol |
| L1739078<br>MW-21 | Iodomethane |
| | Ethanol |
| L1739373<br>WR-464A | Bromomethane |
| L1740124<br>WR-359A | Benzene |
| | Chlorobenzene |
| | Chloromethane |
| | trans-1,2-Dichloroethene |
| | 1,2-Dichloropropane |
| | cis-1,3-Dichloropropene |
| | Ethylbenzene |
| | n-Propylbenzene |
| | Styrene |
| | Tetrachloroethene |
| | Toluene |
| | 1,1,1-Trichloroethane |
| | Trichloroethene |
| | 1,2,4-Trimethylbenzene |
| | 1,3,5-Trimethylbenzene |

| Sample Locations | Compound |
|---|---|
| | Vinyl chloride |
| | Xylenes, Total |

The criteria used to evaluate the RPD between the MS/MSD recoveries are presented in the following table. In the case of an RPD deviation, the sample results are qualified as documented in the table below.

| Control Limit | Sample Result | Qualification |
|---|---|---|
| > 20% | Non-detect | UJ |
| | Detect | J |

### 5. Laboratory Control Sample/Laboratory Control Sample Duplicate (LCS/LCSD) Analysis

The LCS/LCSD analysis is used to assess the precision and accuracy of the analytical method independent of matrix interferences. The compounds associated with the LCS/LCSD analysis must exhibit a percent recovery within the laboratory-established acceptance limits.

Sample locations associated with LCS/LCSD analysis exhibiting recoveries outside of the control limits presented in the following table.

| Sample Locations | Compound | LCS Recovery | LCSD Recovery |
|---|---|---|---|
| L1736922<br>MW-2<br>MW-20<br>MW-19<br>MW-19 DUP<br>MW-17<br>MW-6<br>EB-1 | Acetone | >UL | AC |
| | trans-1,4-Dichloro-2-butene | AC | <LL but >10% |
| L1736922<br>TRIP BLANK | Acetone | >UL | >UL |
| | Chloroethane | >UL | AC |
| | trans-1,4-Dichloro-2-butene | <LL but >10% | AC |
| | Iodomethane | <LL but >10% | AC |
| L1737559<br>MW-22<br>MW-27<br>MW-27 DUP<br>MW-16<br>MW-29S<br>EB-2<br>TRIP BLANK | tert-Butyl alcohol | >UL | AC |
| L1737559<br>MW-32S | cis-1,3-Dichloropropene | <LL but >10% | <LL but >10% |

| Sample Locations | Compound | LCS Recovery | LCSD Recovery |
|---|---|---|---|
| L1738436<br>MW-28<br>MW-18<br>MW-18 DUP<br>MW-24<br>MW-30<br>MW-26<br>EB-3<br>TRIP BLANK | Carbon tetrachloride | >UL | >UL |
| | 1,1,1-Trichloroethane | >UL | AC |
| L1739373<br>R-067A | Iodomethane | <LL but >10% | <LL but >10% |

Note:
AC Acceptable
LL Lower control limit
UL Upper control limit

The criteria used to evaluate the LCS/LCSD recoveries are presented in the following table. In the case of an LCS/LCSD deviation, the sample results are qualified as documented in the table below.

| Control Limit | Sample Result | Qualification |
|---|---|---|
| > the upper control limit (UL) | Non-detect | No Action |
| | Detect | J |
| < the lower control limit (LL) but > 10% | Non-detect | UJ |
| | Detect | J |
| < 10% | Non-detect | R |
| | Detect | J |

Sample locations associated with LCS/LCSD recoveries exhibiting an RPD greater than of the control limit presented in the following table.

| Sample Locations | Compound |
|---|---|
| L1736398<br>MW-13<br>MW-14<br>MW-25<br>MW-4<br>TRIP BLANK | Vinyl acetate |
| L1736410<br>MW-5<br>MW-1<br>TRIP BLANK | Ethanol |

| Sample Locations | Compound |
|---|---|
| L1736922<br>TRIP BLANK | trans-1,4-Dichloro-2-butene |
| | Iodomethane |
| L1737559<br>MW-22<br>MW-27<br>MW-27 DUP<br>MW-16<br>MW-29S<br>EB-2<br>TRIP BLANK | tert-Butyl alcohol |
| L1738436<br>MW-28<br>MW-18<br>MW-18 DUP<br>MW-24<br>MW-30<br>MW-26<br>EB-3<br>TRIP BLANK | Chloromethane |
| | trans-1,4-Dichloro-2-butene |
| | Iodomethane |
| L1739078<br>MW-21<br>TRIP BLANK 1<br>WR-463A<br>R-122A<br>R-099A<br>R-082A<br>TRIP BLANK 2 | trans-1,4-Dichloro-2-butene |
| | Iodomethane |
| | Ethanol |
| L1739373<br>WR-464A<br>WR-467A<br>WR-430A<br>WR-242A<br>TRIP BLANK | Acetone |
| | Dichlorodifluoromethane |
| | 2-Hexanone |
| | 2-Butanone (MEK) |
| | Vinyl acetate |
| | Ethanol |
| L1740124<br>WR-093A<br>WR-359A<br>WR-359A DUP<br>EB-4<br>TRIP BLANK | Acrylonitrile |
| | Ethanol |

The criteria used to evaluate the RPD between the LCS/LCSD recoveries are presented in the following table. In the case of an RPD deviation, the sample results are qualified as documented in the table below.

| Control Limit | Sample Result | Qualification |
|---|---|---|
| > 20% | Non-detect | UJ |
| | Detect | J |

## 6. Field Duplicate Analysis

Field duplicate analysis is used to assess the overall precision of the field sampling procedures and analytical method. A control limit of 25% for water matrices and 50% for soil matrices is applied to the RPD between the parent sample and the field duplicate. In the instance when the parent and/or duplicate sample concentrations are less than or equal to 5 times the RL, a control limit of two times the RL is applied for water matrices or three times the RL is applied for soil matrices.

Results for field duplicate samples are summarized in the following table.

| Sample ID/Duplicate ID | Compound | Sample Result | Duplicate Result | RPD |
|---|---|---|---|---|
| L1736922<br>MW-19/MW-19 DUP | Methyl tert-butyl ether | 0.00223 | 0.00221 | AC |
| L1737559<br>MW-27/MW-27 DUP | Tetrachloroethene | 0.00174 | 0.00196 | AC |
| L1738436<br>MW-18/MW-18 DUP | All compounds | U | U | AC |
| L1740124<br>WR-359A/WR-359A DUP | Methyl tert-butyl ether | 0.185 | 0.174 | AC |
| | tert-Butyl alcohol | 19.3 | 19.1 | 1.0% |

Notes:
AC Acceptable

The results and calculated RPDs between the parent samples and their associated field duplicates were acceptable.

## 7. System Performance and Overall Assessment

Overall system performance was acceptable. Other than for those deviations specifically mentioned in this review, the overall data quality is within the guidelines specified in the method.

## DATA VALIDATION CHECKLIST FOR VOCs

| VOCs: SW-846 8260 | Reported | | Performance Acceptable | | Not Required |
|---|---|---|---|---|---|
| | No | Yes | No | Yes | |
| **GAS CHROMATOGRAPHY/MASS SPECTROMETRY (GC/MS)** | | | | | |
| **Stage 2a Validation** | | | | | |
| Holding times | | X | | X | |
| Reporting limits (units) | | X | | X | |
| Blanks | | | | | |
| A. Method blanks | | X | | X | |
| B. Equipment blanks | | X | X | | |
| C. Trip blanks | | X | | X | |
| Laboratory Control Sample (LCS) | | X | X | | |
| Laboratory Control Sample Duplicate (LCSD) | | X | X | | |
| LCS/LCSD Precision (RPD) | | X | X | | |
| Matrix Spike (MS) | | X | X | | |
| Matrix Spike Duplicate (MSD) | | X | X | | |
| MS/MSD Precision (RPD) | | X | X | | |
| Field Duplicate (RPD) | | X | | X | |
| Surrogate Spike Recoveries | | X | | X | |
| Dilution Factor | | X | | X | |
| Moisture Content | X | | | | X |

%R Percent recovery

RPD Relative percent difference

**DATA REVIEW REPORT**

## DISSOLVED GASES ANALYSES

### 1. Holding Times

The specified holding times for the following methods are presented in the following table.

| Method | Matrix | Holding Time | Preservation |
|---|---|---|---|
| EPA RSK-175 | Water | 14 days from collection to analysis | Cool to <6 °C; preserved to a pH of less than 2 s.u. |

s.u. Standard units

All samples were analyzed within the specified holding time criteria.

### 2. Blank Contamination

Quality assurance (QA) blanks (i.e., method and rinse blanks) are prepared to identify any contamination which may have been introduced into the samples during sample preparation or field activity. Method blanks measure laboratory contamination. Rinse blanks measure contamination of samples during field operations.

A blank action level (BAL) of five times the concentration of a detected compound in an associated blank is calculated for QA blanks containing concentrations greater than the reported detection limit (RDL). The BAL is compared to the associated sample results to determine the appropriate qualification of the sample results, if needed.

Compounds were not detected above the RDL in the associated blanks; therefore, detected sample results were not associated with blank contamination.

### 3. Surrogates/System Monitoring Compounds

All samples to be analyzed for organic compounds are spiked with surrogate compounds prior to sample preparation to evaluate overall laboratory performance and efficiency of the analytical technique. VOC analysis requires that all surrogates associated with the analysis exhibit recoveries within the laboratory-established acceptance limits.

Surrogates are not required for method RSK-175.

### 4. Matrix Spike/Matrix Spike Duplicate (MS/MSD) Analysis

MS/MSD data are used to assess the precision and accuracy of the analytical method. The compounds used to perform the MS/MSD analysis must exhibit a percent recovery within the laboratory-established acceptance limits. The relative percent difference (RPD) between the MS/MSD recoveries must exhibit an RPD within the laboratory-established acceptance limits.

The MS/MSD analyses performed on sample locations MW-2, MW-22, MW-28, MW-21, WR-464A, and WR-359A exhibited acceptable recoveries and RPD between the MS/MSD recoveries.

### 5. Laboratory Control Sample/ Laboratory Control Sample Duplicate (LCS/LCSD) Analysis

The LCS/LCSD analysis is used to assess the precision and accuracy of the analytical method independent of matrix interferences. The compounds associated with the LCS/LCSD analysis must exhibit a percent recovery within the laboratory-established acceptance limits.

All compounds associated with the LCS/LCSD analysis exhibited recoveries within the control limits.

## 6. Field Duplicate Analysis

Field duplicate analysis is used to assess the overall precision of the field sampling procedures and analytical method. A control limit of 25% for water matrices and 50% for soil matrices is applied to the RPD between the parent sample and the field duplicate. In the instance when the parent and/or duplicate sample concentrations are less than or equal to 5 times the RL, a control limit of two times the RL is applied for water matrices or three times the RL is applied for soil matrices.

Results for field duplicate samples are summarized in the following table.

| Sample ID/Duplicate ID | Compound | Sample Result | Duplicate Result | RPD |
|---|---|---|---|---|
| L1736922<br>MW-19/MW-19 DUP | All compounds | U | U | AC |
| L1737559<br>MW-27/MW-27 DUP | All compounds | U | U | AC |
| L1738436<br>MW-18/MW-18 DUP | All compounds | U | U | AC |
| L1740124<br>WR-359A/WR-359A DUP | Methane | 0.843 | 0.721 | 15.6% |

Notes:
AC Acceptable

The results between the parent samples and their associated field duplicates were acceptable.

## 7. System Performance and Overall Assessment

Overall system performance was acceptable. Other than for those deviations specifically mentioned in this review, the overall data quality is within the guidelines specified in the method.

## DATA VALIDATION CHECKLIST FOR DISSOLVED GASES

| Dissolved Gases: EPA RSK-175 | Reported | | Performance Acceptable | | Not Required |
|---|---|---|---|---|---|
| | No | Yes | No | Yes | |
| **GAS CHROMATOGRAPHY/FLAME IONIZATION DETECTOR (GC/FID)** | | | | | |
| **Stage 2a Validation** | | | | | |
| Holding times | | X | | X | |
| Reporting limits (units) | | X | | X | |
| Blanks | | | | | |
| A. Method blanks | | X | | X | |
| B. Equipment blanks | X | | | | X |
| Laboratory Control Sample (LCS) | | X | | X | |
| Laboratory Control Sample Duplicate (LCSD) | | X | | X | |
| LCS/LCSD Precision (RPD) | | X | | X | |
| Matrix Spike (MS) | | X | | X | |
| Matrix Spike Duplicate (MSD) | | X | | X | |
| MS/MSD Precision (RPD) | | X | | X | |
| Laboratory Duplicate Precision (RPD) | | X | | X | |
| Field Duplicate (RPD) | | X | | X | |
| Surrogate Spike Recoveries | X | | | | X |
| Dilution Factor | | X | | X | |
| Moisture Content | X | | | | X |

%R Percent recovery

RPD Relative percent difference

## INORGANIC ANALYSIS INTRODUCTION

Analyses were performed according to United States Environmental Protection Agency (USEPA) SW-846 Methods 6010D and 9056, and Standard Methods (SM) SM2540 C-2011. Data were reviewed in accordance with the method specified criteria, USEPA National Functional Guidelines of July 2002, and USEPA Region 9 Superfund Data Evaluation/Validation Guidance (R9QA/006.1) of December 2001.

The data review process is an evaluation of data on a technical basis rather than a determination of contract compliance. As such, the standards against which the data are being weighed may differ from those specified in the analytical method. It is assumed that the data package represents the best efforts of the laboratory and that it was already subjected to adequate and sufficient quality review prior to submission.

During the review process, laboratory qualified and unqualified data are verified against the supporting documentation. Based on this evaluation, qualifier codes may be added, deleted, or modified by the data reviewer. Results are qualified with the following codes in accordance with the USEPA National Functional Guidelines:

- Concentration (C) Qualifiers

  U The analyte was analyzed for but not detected. The associated value is the analyte instrument detection limit.

  J The reported value was obtained from a reading less than the reporting limit (RL), but greater than or equal to the method detection limit (MDL).

- Quantitation (Q) Qualifiers

  E The reported value is estimated due to the presence of interference.

  N Spiked sample recovery is not within control limits.

  * Duplicate analysis is not within control limits.

- Validation Qualifiers

  J The analyte was positively identified; however, the associated numerical value is an estimated concentration only.

  UJ The analyte was not detected above the reporting limit. However, the reported limit is approximate and may or may not represent the actual limit of detection.

  UB Analyte considered non-detect at the listed value due to associated blank contamination.

  R The sample results are rejected.

Two facts should be noted by all data users. First, the "R" flag means that the associated value is unusable. In other words, due to significant quality control (QC) problems, the analysis is invalid and provides no information as to whether the compound is present or not. "R" values should not appear on data tables because they cannot be relied upon, even as a last resort. The second fact to keep in mind is that no compound concentration, even if it has passed all QC tests, is guaranteed to be accurate. Strict QC serves to increase confidence in data but any value potentially contains error.

## METALS ANALYSES

### 1. Holding Times

The specified holding times for the following methods are presented in the following table.

| Method | Matrix | Holding Time | Preservation |
|---|---|---|---|
| SW-846 6010D | Water | 180 days from collection to analysis | Preserved to a pH of less than 2. |

All samples were analyzed within the specified holding times.

### 2. Blank Contamination

Quality assurance (QA) blanks (i.e., method and rinse blanks) are prepared to identify any contamination which may have been introduced into the samples during sample preparation or field activity. Method blanks measure laboratory contamination. Rinse blanks measure contamination of samples during field operations.

A blank action level (BAL) of five times the concentration of a detected compound in an associated blank is calculated for QA blanks containing concentrations greater than the reported detection limit (RDL). The BAL is compared to the associated sample results to determine the appropriate qualification of the sample results, if needed.

Analytes were not detected above the MDL in the associated blanks; therefore, detected sample results were not associated with blank contamination.

### 3. Matrix Spike/Matrix Spike Duplicate (MS/MSD)/Laboratory Duplicate Analysis

MS/MSD and laboratory duplicate data are used to assess the precision and accuracy of the analytical method.

#### 3.1 MS/MSD Analysis

All metal analytes must exhibit a percent recovery within the established acceptance limits of 75% to 125%. The MS/MSD recovery control limits do not apply for MS/MSD performed on sample locations where the analyte's concentration detected in the parent sample exceeds the MS/MSD concentration by a factor of four or greater.

The MS/MSD analysis performed on sample locations MW-13, MW-2, MW-22, MW-28, MW-21, WR-464A, and WR-359A exhibited recoveries within the control limits.

#### 3.2 Laboratory Duplicate Analysis

The laboratory duplicate relative percent difference (RPD) criterion is applied when parent and duplicate sample concentrations are greater than or equal to 5 times the RL. A control limit of 20% for water matrices and 35% for soil matrices is applied when the criteria above is true. In the instance when the parent and/or duplicate sample concentrations are less than or equal to 5 times the RL, a control limit of one time the RL is applied for water matrices and two times the RL for soil matrices.

MS/MSD analysis was performed in replacement of the laboratory duplicate analysis. The MS/MSD recoveries exhibited acceptable RPD.

### 4. Field Duplicate Analysis

Field duplicate analysis is used to assess the overall precision of the field sampling procedures and analytical method. A control limit of 25% for water matrices and 50% for soil matrices is applied to the RPD between the parent sample and the field duplicate. In the instance when the parent and/or duplicate

sample concentrations are less than or equal to 5 times the RL, a control limit of two times the RL is applied for water matrices or three times the RL is applied for soil matrices.

Results for field duplicate samples are summarized in the following table.

| Sample ID/Duplicate ID | Analyte | Sample Result | Duplicate Result | RPD |
|---|---|---|---|---|
| L1736922<br>MW-19/MW-19 DUP | Iron | U | U | AC |
| L1737559<br>MW-27/MW-27 DUP | Iron | 0.865 | 0.711 | 19.5% |
| L1738436<br>MW-18/MW-18 DUP | Iron | U | U | AC |
| L1740124<br>WR-359A/WR-359A DUP | Iron | 12.9 | 0.289 | NC |

Notes:
AC Acceptable

Iron associated with samples locations WR-359A and WR-359A DUP exhibited a field duplicate RPD greater than the control limit. The associated sample results from all sample locations in the SDG for the listed analyte were qualified as estimated.

## 5. Laboratory Control Sample (LCS) Analysis

The LCS analysis is used to assess the precision and accuracy of the analytical method independent of matrix interferences. The analytes associated with the LCS analysis must exhibit a percent recovery between the control limits of 80% and 120%.

The LCS analysis exhibited recoveries within the control limits.

## 6. System Performance and Overall Assessment

Overall system performance was acceptable. Other than for those deviations specifically mentioned in this review, the overall data quality is within the guidelines specified in the method.

## DATA VALIDATION CHECKLIST FOR METALS

| METALS; SW-846 6010D | Reported | | Performance Acceptable | | Not Required |
|---|---|---|---|---|---|
| | No | Yes | No | Yes | |
| **Inductively Coupled Plasma-Atomic Emission Spectrometry (ICP-AES)** | | | | | |
| **Stage 2a Validation** | | | | | |
| Holding Times | | X | | X | |
| Reporting limits (units) | | X | | X | |
| Blanks | | | | | |
| A. Instrument Blanks | X | | | | X |
| B. Method Blanks | | X | | X | |
| C. Equipment Blanks | X | | | | X |
| Laboratory Control Sample (LCS) %R | | X | | X | |
| Laboratory Control Sample Duplicate (LCSD) %R | X | | | | X |
| LCS/LCSD RPD | X | | | | X |
| Matrix Spike (MS) %R | | X | | X | |
| Matrix Spike Duplicate (MSD) %R | | X | | X | |
| MS/MSD Precision (RPD) | | X | | X | |
| Lab Duplicate (RPD) | X | | | | X |
| Field Duplicate (RPD) | | X | X | | |
| Moisture Content | X | | | | X |

%R Percent recovery
RPD Relative percent difference

## GENERAL CHEMISTRY ANALYSES

### 1. Holding Times

The specified holding times for the following methods are presented in the following table.

| Method | Matrix | Holding Time | Preservation |
|---|---|---|---|
| Sulfate by SW-846 9056 | Water | 28 days from collection to analysis | Cool to <6°C. |
| Nitrate-N, Nitrite-N by SW-846 9056 | Water | 48 hours from collection to analysis | Cool to <6°C. |
| Nitrate-Nitrite-N by EPA 353.2 | Water | 28 days from collection to analysis | Cool to <6°C. Preserved to a pH of less than 2. |
| Total Dissolved Solids by SM2540 C-2011 | Water | 7 days from collection to analysis | Cool to <6°C. |

The analyses that exceeded the holding time are presented in the following table.

| Sample Locations | Analyte | Holding Time | Criteria |
|---|---|---|---|
| L1738436<br>MW-26 | Nitrate<br>Nitrite | 21 days | <48 hours |
| L1739078<br>R-082A | Nitrate<br>Nitrite | 6 days | <48 hours |
| L1740124<br>WR-093A | Nitrate<br>Nitrite | 13 days | <48 hours |
| L1739078<br>MW-21 | Total Dissolved Solids | 9 days | <7 days |

Sample results associated with sample locations analyzed by analytical method SW-846 9056 were qualified, as specified in the table below. All other holding times were met.

| Criteria | Qualification | |
|---|---|---|
| | Detected Analytes | Non-detect Analytes |
| Analysis completed less than two times holding time | J | UJ |
| Analysis completed greater than two times holding time | J | R |

### 2. Blank Contamination

Quality assurance (QA) blanks (i.e., method and rinse blanks) are prepared to identify any contamination which may have been introduced into the samples during sample preparation or field activity. Method blanks measure laboratory contamination. Rinse blanks measure contamination of samples during field operations.

A blank action level (BAL) of five times the concentration of a detected compound in an associated blank is calculated for QA blanks containing concentrations greater than the reported detection limit (RDL). The BAL is compared to the associated sample results to determine the appropriate qualification of the sample results, if needed.

All analytes associated with the QA blanks exhibited a concentration less than the RDL, with the exception of the analytes listed in the following table. Sample results associated with QA blank contamination that were greater than the BAL resulted in the removal of the laboratory qualifier (B) from the data. Sample results less than the BAL associated with the following sample locations were qualified as listed in the following table.

| Sample Locations | Analytes | Sample Result | Qualification |
|---|---|---|---|
| L1736398<br>MW-4 | Nitrate | Detected sample results >RDL and <BAL | "UB" at detected sample concentration |

## 3. Matrix Spike/Matrix Spike Duplicate (MS/MSD)/Laboratory Duplicate Analysis

MS/MSD and laboratory duplicate data are used to assess the precision and accuracy of the analytical method.

### 3.1 MS/MSD Analysis

All analytes must exhibit a percent recovery within the established acceptance limits of 75% to 125%. The MS/MSD recovery control limits do not apply for MS/MSD performed on sample locations where the analyte's concentration detected in the parent sample exceeds the MS/MSD concentration by a factor of four or greater.

The MS/MSD or MS analysis performed for nitrate, nitrite, and sulfate on sample locations MW-2, MW-28, and WR-464A exhibited recoveries within the control limits and/or the analyte's concentration detected in the parent sample exceeds the MS/MSD concentration by a factor of four or greater.

All analytes associated with MS/MSD recoveries were within control limits with the exception of the following analyte present in the table below.

| Sample Location | Analyte | MS Recovery | MSD Recovery |
|---|---|---|---|
| L1736398<br>MW-13 | Sulfate | 70.8% | 72.2% |
| L1737559<br>MW-22 | Sulfate | 17.6% | 23.1% |
| L1739078<br>MW-21 | Sulfate | 22.9% | 23.6% |
| L1739078<br>WR-463A | Sulfate | 68.3% | Not analyzed |
| L1740124<br>WR-359A | Sulfate | 54.7% | 54.8% |

The criteria used to evaluate MS/MSD recoveries are presented in the following table. In the case of an

MS/MSD deviation, the sample results are qualified. The qualifications are applied to the parent sample results associated with the SDG.

| Control limit | Sample Result | Qualification |
|---|---|---|
| MS/MSD percent recovery 30% to 74% | Non-detect | UJ |
| | Detect | J |
| MS/MSD percent recovery <30% | Non-detect | R |
| | Detect | J |
| MS/MSD percent recovery >125% | Non-detect | No Action |
| | Detect | J |

### 3.2 Laboratory Duplicate Analysis

The laboratory duplicate relative percent difference (RPD) criterion is applied when parent and duplicate sample concentrations are greater than or equal to 5 times the RL. A control limit of 20% for water matrices and 35% for soil matrices is applied when the criteria above is true. In the instance when the parent and/or duplicate sample concentrations are less than or equal to 5 times the RL, a control limit of one time the RL is applied for water matrices and two times the RL for soil matrices.

The laboratory duplicate analysis performed for nitrate, nitrite, and sulfate on sample location MW-2 exhibited RPD within control limits.

The laboratory duplicate analysis for TDS performed on sample location MW-22 exhibited RPD within the control limits.

### 4. Field Duplicate Analysis

Field duplicate analysis is used to assess the overall precision of the field sampling procedures and analytical method. A control limit of 25% for water matrices and 50% for soil matrices is applied to the RPD between the parent sample and the field duplicate. In the instance when the parent and/or duplicate sample concentrations are less than or equal to 5 times the RL, a control limit of two times the RL is applied for water matrices or three times the RL is applied for soil matrices.

Results for field duplicate samples are summarized in the following table.

| Sample ID/Duplicate ID | Analyte | Sample Result | Duplicate Result | RPD |
|---|---|---|---|---|
| L1736922<br>MW-19/MW-19 DUP | Dissolved Solids | 559 | 558 | 0.2% |
| | Nitrate | 1.08 | 1.00 | 7.7% |
| | Nitrite | 0.293 | 0.284 | 3.1% |
| | Sulfate | 159 | 158 | 0.6% |
| L1737559<br>MW-27/MW-27 DUP | Dissolved Solids | 617 | 621 | 0.6% |
| | Nitrate | 3.91 | 3.91 | 0.0% |
| | Sulfate | 155 | 153 | 1.3% |
| L1738436<br>MW-18/MW-18 DUP | Dissolved Solids | 389 | 391 | 0.5% |
| | Nitrate | 1.81 | 1.73 | 4.5% |
| | Sulfate | 92.2 | 92.6 | 0.4% |

| Sample ID/Duplicate ID | Analyte | Sample Result | Duplicate Result | RPD |
|---|---|---|---|---|
| L1740124<br>WR-359A/WR-359A DUP | Dissolved Solids | 571 | 595 | 4.1% |
| | Sulfate | 91.8 | 88.8 | 3.3% |

The calculated RPDs between the parent samples and their associated field duplicates were acceptable.

**5. Laboratory Control Sample (LCS) Analysis**

The LCS analysis is used to assess the precision and accuracy of the analytical method independent of matrix interferences. The compounds associated with the LCS analysis must exhibit a percent recovery and RPD within the method or laboratory-established acceptance limits.

All compounds associated with the LCS analysis exhibited recoveries within the control limits.

**6. System Performance and Overall Assessment**

Overall system performance was acceptable. Other than for those deviations specifically mentioned in this review, the overall data quality is within the guidelines specified in the method.

## DATA VALIDATION CHECKLIST FOR GENERAL CHEMISTRY

| General Chemistry: SW-846 9056A, Standard Methods SM2540 C-2011 | Reported | | Performance Acceptable | | Not Required |
|---|---|---|---|---|---|
| | No | Yes | No | Yes | |
| **Miscellaneous Instrumentation** | | | | | |
| **Stage 2a Validation** | | | | | |
| Holding times | | X | X | | |
| Reporting limits (units) | | X | | X | |
| Blanks | | | | | |
| A. Method blanks | | X | X | | |
| B. Equipment blanks | X | | | | X |
| Laboratory Control Sample (LCS) %R | | X | | X | |
| Laboratory Control Sample Duplicate (LCSD) %R | X | | | | X |
| LCS/LCSD Precision (RPD) | X | | | | X |
| Matrix Spike (MS) %R | | X | X | | |
| Matrix Spike Duplicate (MSD) %R | | X | X | | |
| MS/MSD Precision (RPD) | | X | | X | |
| Laboratory Duplicate Precision (RPD) | | X | | X | |
| Field Duplicate (RPD) | | X | | X | |
| Dilution Factor | | X | | X | |
| Moisture Content | X | | | | X |

%R - percent recovery
RPD - relative percent difference

VALIDATION PERFORMED BY: Andrew Korycinski

SIGNATURE:

DATE: July 11, 2024

PEER REVIEW: Joseph C. Houser

DATE: July 12, 2024

# CHAIN OF CUSTODY

# SAMPLE ANALYSIS DATA SHEETS

Company Name/Address:
**Kinder Morgan - Rocklin, CA-AZ Work**

**410 N.44th Street**
**Suite 1000**
**Phoenix. AZ 85008**

Billing Information:
**Accounts Payable- Alan Van Antwerp**
**9950 SAN DIEGO MISSION RD.**
**SAN DIEGO, CA 92108**

Pres Chk

Report to: **Bob Forsberg**

Email To: **bob.forsberg@arcadis-us.com;sascha.arnold@arcadis.com**

Project Description: **KMEP Silvercroft Wash**

City/State Collected: **TUCSON/AZ**

Please Circle: PT (MT) CT ET

Phone: **602-438-0883**

Client Project # **30207116**

Lab Project # **KINARCPAZ-SILVERCROF**

Collected by (print): **MS/SXA**

Site/Facility ID # **SILVERCROFT WASH**

P.O. # **WD1046679**

Collected by (signature):

Immediately Packed on Ice N ___ Y X

***Rush?*** (Lab MUST Be Notified)
___ Same Day ___ Five Day
___ Next Day ___ 5 Day (Rad Only)
___ Two Day ___ 10 Day (Rad Only)
___ Three Day

Date Results Needed: **STD TAT**

Quote #

Analysis / Container / Preservative

| Sample ID | Comp/Grab | Matrix * | Depth | Date | Time | No. of Cntrs | *NO2,NO3,SO4 125mlHDPE-NoPres | EEM RSK175 40mlAmb HCl | HOLD - NO2+NO3 250mlHDPE-H2SO4 | TDS 1L-HDPE NoPres | Total Fe 6010 250mlHDPE-HNO3 | VOCs+OXYs 8260 40mlAmb-HCl | Remarks | Sample # (lab only) |
|---|---|---|---|---|---|---|---|---|---|---|---|---|---|---|
| MW-13 | GRAB | GW | 155' | 5-14-24 | 0901 | 18 | X | X | X | X | X | X | RUN MS/MSD | -01 |
| MW-14 | | GW | 157' | | 0950 | 9 | X | X | X | X | X | X | | -02 |
| MW-25 | | GW | 155' | | 1035 | 9 | X | X | X | X | X | X | | -03 |
| MW-4 | | GW | 159' | | 1130 | 9 | X | X | X | X | X | X | | -04 |
| ~~MW-5~~ | | GW | ~~160'~~ | | ~~1220~~ | 9 | X | X | X | X | X | X | | |
| | | GW | | | | | | | | | | | | |
| | | GW | | | | | | | | | | | | |
| | | GW | | | | | | | | | | | | |
| | | GW | | | | | | | | | | | | |
| TRIP BLANK | — | ~~QA~~ GW | — | 5-14-24 | — | 2 | | | | | | X | | -05 |

Chain of Custody Page 1 of 1

Pace PEOPLE ADVANCING SCIENCE

**MT JULIET, TN**

12065 Lebanon Rd Mount Juliet, TN 37122
Submitting a sample via this chain of custody constitutes acknowledgment and acceptance of the Pace Terms and Conditions found at: https://info.pacelabs.com/hubfs/pas-standard-terms.pdf

SDG # L1736398
E171

Acctnum: **KINARCPAZ**
Template: **T190237**
Prelogin: **P1068524**
PM: **110 - Brian Ford**
PB:
Shipped Via:

* Matrix:
SS - Soil AIR - Air F - Filter
GW - Groundwater B - Bioassay
WW - WasteWater
DW - Drinking Water
OT - Other_____

**Remarks:*NO2,NO3 have a 48 hour holding time.**

(SHIP VIA FEDEX)

PH-10BDH6021 TRC-202[illegible]

___ Temp ___
___ Other ___

Samples returned via: __ UPS __ FedEx __ Courier _____

Tracking # 7155031 39784

Sample Receipt Checklist

| | | |
|---|---|---|
| COC Seal Present/Intact: | NP | Y N |
| COC Signed/Accurate: | | Y N |
| Bottles arrive intact: | | Y N |
| Correct bottles used: | | Y N |
| Sufficient volume sent: | | Y N |
| If Applicable | | |
| VOA Zero Headspace: | | N |
| Preservation Correct/Checked: | | Y N |
| RAD Screen <0.5 mR/hr: | | Y N |

| Relinquished by : (Signature) | Date: | Time: | Received by: (Signature) |
|---|---|---|---|
| | 5-14-2024 | 1600 | SHIP-N-MAIL FEDEX |
| Relinquished by : (Signature) | Date: | Time: | Received by: (Signature) |
| Relinquished by : (Signature) | Date: | Time: | Received for lab by: (Signature) |

Trip Blank Received: (Yes / No) HCL / MeoH TBR

Temp: 5.5+0.1=5.6 °C Bottles Received: 4S

Date: 5/15/24 Time: 900

If preservation required by Login: Date/Time

Hold:

Condition: NCF / OK

## Gravimetric Analysis by Method 2540 C-2011

| Analyte | Result mg/l | Qualifier | RDL mg/l | Dilution | Analysis date / time | Batch |
|---|---|---|---|---|---|---|
| Dissolved Solids | 340 | | 10.0 | 1 | 05/17/2024 16:46 | WG2287920 |

## Wet Chemistry by Method 9056A

| Analyte | Result mg/l | Qualifier | RDL mg/l | Dilution | Analysis date / time | Batch |
|---|---|---|---|---|---|---|
| Nitrate | 2.17 | | 0.100 | 1 | 05/16/2024 01:10 | WG2287118 |
| Nitrite | ND | | 0.100 | 1 | 05/16/2024 01:10 | WG2287118 |
| Sulfate | 59.3 | J M2 | 5.00 | 1 | 05/16/2024 01:10 | WG2287118 |

## Metals (ICP) by Method 6010D

| Analyte | Result mg/l | Qualifier | RDL mg/l | Dilution | Analysis date / time | Batch |
|---|---|---|---|---|---|---|
| Iron | ND | | 0.100 | 1 | 05/23/2024 09:04 | WG2289910 |

## Volatile Organic Compounds (GC) by Method RSK175

| Analyte | Result mg/l | Qualifier | RDL mg/l | Dilution | Analysis date / time | Batch |
|---|---|---|---|---|---|---|
| Methane | ND | | 0.0100 | 1 | 05/18/2024 09:15 | WG2287486 |
| Ethane | ND | | 0.0130 | 1 | 05/18/2024 09:15 | WG2287486 |
| Ethene | ND | | 0.0130 | 1 | 05/18/2024 09:15 | WG2287486 |

## Volatile Organic Compounds (GC/MS) by Method 8260B

| Analyte | Result mg/l | Qualifier | RDL mg/l | Dilution | Analysis date / time | Batch |
|---|---|---|---|---|---|---|
| Acetone | ND | | 0.0500 | 1 | 05/17/2024 09:54 | WG2288081 |
| Acrylonitrile | ND | | 0.0100 | 1 | 05/17/2024 09:54 | WG2288081 |
| Benzene | ND | | 0.00100 | 1 | 05/17/2024 09:54 | WG2288081 |
| Bromobenzene | ND | | 0.00100 | 1 | 05/17/2024 09:54 | WG2288081 |
| Bromochloromethane | ND | | 0.00100 | 1 | 05/17/2024 09:54 | WG2288081 |
| Bromodichloromethane | ND | | 0.00100 | 1 | 05/17/2024 09:54 | WG2288081 |
| Bromoform | ND | | 0.00100 | 1 | 05/17/2024 09:54 | WG2288081 |
| Bromomethane | ND | | 0.00500 | 1 | 05/17/2024 09:54 | WG2288081 |
| n-Butylbenzene | ND | | 0.00100 | 1 | 05/17/2024 09:54 | WG2288081 |
| sec-Butylbenzene | ND | | 0.00100 | 1 | 05/17/2024 09:54 | WG2288081 |
| tert-Butylbenzene | ND | | 0.00100 | 1 | 05/17/2024 09:54 | WG2288081 |
| Carbon tetrachloride | ND | | 0.00100 | 1 | 05/17/2024 09:54 | WG2288081 |
| Carbon disulfide | ND | | 0.00100 | 1 | 05/17/2024 09:54 | WG2288081 |
| Chlorobenzene | ND | | 0.00100 | 1 | 05/17/2024 09:54 | WG2288081 |
| Chlorodibromomethane | ND | | 0.00100 | 1 | 05/17/2024 09:54 | WG2288081 |
| Chloroethane | ND | | 0.00500 | 1 | 05/17/2024 09:54 | WG2288081 |
| Chloroform | ND | | 0.00500 | 1 | 05/17/2024 09:54 | WG2288081 |
| Chloromethane | ND | | 0.00250 | 1 | 05/17/2024 09:54 | WG2288081 |
| 1,2-Dibromo-3-Chloropropane | ND | | 0.00500 | 1 | 05/17/2024 09:54 | WG2288081 |
| 1,2-Dibromoethane | ND | | 0.00100 | 1 | 05/17/2024 09:54 | WG2288081 |
| Dibromomethane | ND | | 0.00100 | 1 | 05/17/2024 09:54 | WG2288081 |
| 1,2-Dichlorobenzene | ND | | 0.00100 | 1 | 05/17/2024 09:54 | WG2288081 |
| 1,3-Dichlorobenzene | ND | | 0.00100 | 1 | 05/17/2024 09:54 | WG2288081 |
| 1,4-Dichlorobenzene | ND | | 0.00100 | 1 | 05/17/2024 09:54 | WG2288081 |
| trans-1,4-Dichloro-2-butene | ND | | 0.00250 | 1 | 05/17/2024 09:54 | WG2288081 |
| Dichlorodifluoromethane | ND | | 0.00500 | 1 | 05/17/2024 09:54 | WG2288081 |
| 1,1-Dichloroethane | ND | | 0.00100 | 1 | 05/17/2024 09:54 | WG2288081 |
| 1,2-Dichloroethane | ND | | 0.00100 | 1 | 05/17/2024 09:54 | WG2288081 |
| 1,1-Dichloroethene | ND | | 0.00100 | 1 | 05/17/2024 09:54 | WG2288081 |
| cis-1,2-Dichloroethene | ND | | 0.00100 | 1 | 05/17/2024 09:54 | WG2288081 |

## Volatile Organic Compounds (GC/MS) by Method 8260B

| Analyte | Result mg/l | Qualifier | RDL mg/l | Dilution | Analysis date / time | Batch |
|---|---|---|---|---|---|---|
| trans-1,2-Dichloroethene | ND | | 0.00100 | 1 | 05/17/2024 09:54 | WG2288081 |
| 1,2-Dichloropropane | ND | | 0.00100 | 1 | 05/17/2024 09:54 | WG2288081 |
| cis-1,3-Dichloropropene | ND | | 0.00100 | 1 | 05/17/2024 09:54 | WG2288081 |
| trans-1,3-Dichloropropene | ND | | 0.00100 | 1 | 05/17/2024 09:54 | WG2288081 |
| Ethylbenzene | ND | | 0.00100 | 1 | 05/17/2024 09:54 | WG2288081 |
| Hexachloro-1,3-butadiene | ND | | 0.00100 | 1 | 05/17/2024 09:54 | WG2288081 |
| 2-Hexanone | ND | | 0.0100 | 1 | 05/17/2024 09:54 | WG2288081 |
| 2-Butanone (MEK) | ND | | 0.0100 | 1 | 05/17/2024 09:54 | WG2288081 |
| Iodomethane | ND | | 0.0100 | 1 | 05/17/2024 09:54 | WG2288081 |
| Methylene Chloride | ND | | 0.00500 | 1 | 05/17/2024 09:54 | WG2288081 |
| 4-Methyl-2-pentanone (MIBK) | ND | | 0.0100 | 1 | 05/17/2024 09:54 | WG2288081 |
| Naphthalene | ND | | 0.00500 | 1 | 05/17/2024 09:54 | WG2288081 |
| n-Propylbenzene | ND | | 0.00100 | 1 | 05/17/2024 09:54 | WG2288081 |
| Styrene | ND | | 0.00100 | 1 | 05/17/2024 09:54 | WG2288081 |
| 1,1,1,2-Tetrachloroethane | ND | | 0.00100 | 1 | 05/17/2024 09:54 | WG2288081 |
| 1,1,2,2-Tetrachloroethane | ND | | 0.00100 | 1 | 05/17/2024 09:54 | WG2288081 |
| 1,1,2-Trichlorotrifluoroethane | ND | | 0.00100 | 1 | 05/17/2024 09:54 | WG2288081 |
| Tetrachloroethene | ND | | 0.00100 | 1 | 05/17/2024 09:54 | WG2288081 |
| Toluene | ND | | 0.00100 | 1 | 05/17/2024 09:54 | WG2288081 |
| 1,2,4-Trichlorobenzene | ND | | 0.00100 | 1 | 05/17/2024 09:54 | WG2288081 |
| 1,1,1-Trichloroethane | ND | | 0.00100 | 1 | 05/17/2024 09:54 | WG2288081 |
| 1,1,2-Trichloroethane | ND | | 0.00100 | 1 | 05/17/2024 09:54 | WG2288081 |
| Trichloroethene | ND | | 0.00100 | 1 | 05/17/2024 09:54 | WG2288081 |
| Trichlorofluoromethane | ND | | 0.00500 | 1 | 05/17/2024 09:54 | WG2288081 |
| 1,2,3-Trichloropropane | ND | | 0.00250 | 1 | 05/17/2024 09:54 | WG2288081 |
| 1,2,4-Trimethylbenzene | ND | | 0.00100 | 1 | 05/17/2024 09:54 | WG2288081 |
| 1,3,5-Trimethylbenzene | ND | | 0.00100 | 1 | 05/17/2024 09:54 | WG2288081 |
| Vinyl acetate | ND | UJ | 0.0100 | 1 | 05/17/2024 09:54 | WG2288081 |
| Vinyl chloride | ND | | 0.00100 | 1 | 05/17/2024 09:54 | WG2288081 |
| Xylenes, Total | ND | | 0.00300 | 1 | 05/17/2024 09:54 | WG2288081 |
| Di-isopropyl ether | ND | | 0.00100 | 1 | 05/17/2024 09:54 | WG2288081 |
| Ethanol | ND | UJ RS | 0.100 | 1 | 05/17/2024 09:54 | WG2288081 |
| Ethyl tert-butyl ether | ND | | 0.00100 | 1 | 05/17/2024 09:54 | WG2288081 |
| Methyl tert-butyl ether | ND | | 0.00100 | 1 | 05/17/2024 09:54 | WG2288081 |
| tert-Butyl alcohol | ND | | 0.00500 | 1 | 05/17/2024 09:54 | WG2288081 |
| tert-Amyl Methyl Ether | ND | | 0.00100 | 1 | 05/17/2024 09:54 | WG2288081 |
| *(S) Toluene-d8* | *107* | | *80.0-120* | | *05/17/2024 09:54* | WG2288081 |
| *(S) 4-Bromofluorobenzene* | *101* | | *77.0-126* | | *05/17/2024 09:54* | WG2288081 |
| *(S) 1,2-Dichloroethane-d4* | *103* | | *70.0-130* | | *05/17/2024 09:54* | WG2288081 |

1 Cp
2 Tc
3 Ss
4 Cn
5 Sr
6 Qc
7 Is
8 Gl
9 Al
10 Sc

## Gravimetric Analysis by Method 2540 C-2011

| Analyte | Result mg/l | Qualifier | RDL mg/l | Dilution | Analysis date / time | Batch |
|---|---|---|---|---|---|---|
| Dissolved Solids | 376 | | 10.0 | 1 | 05/17/2024 16:46 | WG2287920 |

## Wet Chemistry by Method 9056A

| Analyte | Result mg/l | Qualifier | RDL mg/l | Dilution | Analysis date / time | Batch |
|---|---|---|---|---|---|---|
| Nitrate | 2.30 | | 0.100 | 1 | 05/16/2024 02:04 | WG2287118 |
| Nitrite | ND | | 0.100 | 1 | 05/16/2024 02:04 | WG2287118 |
| Sulfate | 77.2 | | 5.00 | 1 | 05/16/2024 02:04 | WG2287118 |

## Metals (ICP) by Method 6010D

| Analyte | Result mg/l | Qualifier | RDL mg/l | Dilution | Analysis date / time | Batch |
|---|---|---|---|---|---|---|
| Iron | ND | | 0.100 | 1 | 05/23/2024 10:22 | WG2289910 |

## Volatile Organic Compounds (GC) by Method RSK175

| Analyte | Result mg/l | Qualifier | RDL mg/l | Dilution | Analysis date / time | Batch |
|---|---|---|---|---|---|---|
| Methane | ND | | 0.0100 | 1 | 05/18/2024 09:25 | WG2287486 |
| Ethane | ND | | 0.0130 | 1 | 05/18/2024 09:25 | WG2287486 |
| Ethene | ND | | 0.0130 | 1 | 05/18/2024 09:25 | WG2287486 |

## Volatile Organic Compounds (GC/MS) by Method 8260B

| Analyte | Result mg/l | Qualifier | RDL mg/l | Dilution | Analysis date / time | Batch |
|---|---|---|---|---|---|---|
| Acetone | ND | | 0.0500 | 1 | 05/17/2024 10:14 | WG2288081 |
| Acrylonitrile | ND | | 0.0100 | 1 | 05/17/2024 10:14 | WG2288081 |
| Benzene | ND | | 0.00100 | 1 | 05/17/2024 10:14 | WG2288081 |
| Bromobenzene | ND | | 0.00100 | 1 | 05/17/2024 10:14 | WG2288081 |
| Bromochloromethane | ND | | 0.00100 | 1 | 05/17/2024 10:14 | WG2288081 |
| Bromodichloromethane | ND | | 0.00100 | 1 | 05/17/2024 10:14 | WG2288081 |
| Bromoform | ND | | 0.00100 | 1 | 05/17/2024 10:14 | WG2288081 |
| Bromomethane | ND | | 0.00500 | 1 | 05/17/2024 10:14 | WG2288081 |
| n-Butylbenzene | ND | | 0.00100 | 1 | 05/17/2024 10:14 | WG2288081 |
| sec-Butylbenzene | ND | | 0.00100 | 1 | 05/17/2024 10:14 | WG2288081 |
| tert-Butylbenzene | ND | | 0.00100 | 1 | 05/17/2024 10:14 | WG2288081 |
| Carbon tetrachloride | ND | | 0.00100 | 1 | 05/17/2024 10:14 | WG2288081 |
| Carbon disulfide | ND | | 0.00100 | 1 | 05/17/2024 10:14 | WG2288081 |
| Chlorobenzene | ND | | 0.00100 | 1 | 05/17/2024 10:14 | WG2288081 |
| Chlorodibromomethane | ND | | 0.00100 | 1 | 05/17/2024 10:14 | WG2288081 |
| Chloroethane | ND | | 0.00500 | 1 | 05/17/2024 10:14 | WG2288081 |
| Chloroform | ND | | 0.00500 | 1 | 05/17/2024 10:14 | WG2288081 |
| Chloromethane | ND | | 0.00250 | 1 | 05/17/2024 10:14 | WG2288081 |
| 1,2-Dibromo-3-Chloropropane | ND | | 0.00500 | 1 | 05/17/2024 10:14 | WG2288081 |
| 1,2-Dibromoethane | ND | | 0.00100 | 1 | 05/17/2024 10:14 | WG2288081 |
| Dibromomethane | ND | | 0.00100 | 1 | 05/17/2024 10:14 | WG2288081 |
| 1,2-Dichlorobenzene | ND | | 0.00100 | 1 | 05/17/2024 10:14 | WG2288081 |
| 1,3-Dichlorobenzene | ND | | 0.00100 | 1 | 05/17/2024 10:14 | WG2288081 |
| 1,4-Dichlorobenzene | ND | | 0.00100 | 1 | 05/17/2024 10:14 | WG2288081 |
| trans-1,4-Dichloro-2-butene | ND | | 0.00250 | 1 | 05/17/2024 10:14 | WG2288081 |
| Dichlorodifluoromethane | ND | | 0.00500 | 1 | 05/17/2024 10:14 | WG2288081 |
| 1,1-Dichloroethane | ND | | 0.00100 | 1 | 05/17/2024 10:14 | WG2288081 |
| 1,2-Dichloroethane | ND | | 0.00100 | 1 | 05/17/2024 10:14 | WG2288081 |
| 1,1-Dichloroethene | ND | | 0.00100 | 1 | 05/17/2024 10:14 | WG2288081 |
| cis-1,2-Dichloroethene | ND | | 0.00100 | 1 | 05/17/2024 10:14 | WG2288081 |

## Volatile Organic Compounds (GC/MS) by Method 8260B

| Analyte | Result mg/l | Qualifier | RDL mg/l | Dilution | Analysis date / time | Batch |
|---|---|---|---|---|---|---|
| trans-1,2-Dichloroethene | ND | | 0.00100 | 1 | 05/17/2024 10:14 | WG2288081 |
| 1,2-Dichloropropane | ND | | 0.00100 | 1 | 05/17/2024 10:14 | WG2288081 |
| cis-1,3-Dichloropropene | ND | | 0.00100 | 1 | 05/17/2024 10:14 | WG2288081 |
| trans-1,3-Dichloropropene | ND | | 0.00100 | 1 | 05/17/2024 10:14 | WG2288081 |
| Ethylbenzene | ND | | 0.00100 | 1 | 05/17/2024 10:14 | WG2288081 |
| Hexachloro-1,3-butadiene | ND | | 0.00100 | 1 | 05/17/2024 10:14 | WG2288081 |
| 2-Hexanone | ND | | 0.0100 | 1 | 05/17/2024 10:14 | WG2288081 |
| 2-Butanone (MEK) | ND | | 0.0100 | 1 | 05/17/2024 10:14 | WG2288081 |
| Iodomethane | ND | | 0.0100 | 1 | 05/17/2024 10:14 | WG2288081 |
| Methylene Chloride | ND | | 0.00500 | 1 | 05/17/2024 10:14 | WG2288081 |
| 4-Methyl-2-pentanone (MIBK) | ND | | 0.0100 | 1 | 05/17/2024 10:14 | WG2288081 |
| Naphthalene | ND | | 0.00500 | 1 | 05/17/2024 10:14 | WG2288081 |
| n-Propylbenzene | ND | | 0.00100 | 1 | 05/17/2024 10:14 | WG2288081 |
| Styrene | ND | | 0.00100 | 1 | 05/17/2024 10:14 | WG2288081 |
| 1,1,1,2-Tetrachloroethane | ND | | 0.00100 | 1 | 05/17/2024 10:14 | WG2288081 |
| 1,1,2,2-Tetrachloroethane | ND | | 0.00100 | 1 | 05/17/2024 10:14 | WG2288081 |
| 1,1,2-Trichlorotrifluoroethane | ND | | 0.00100 | 1 | 05/17/2024 10:14 | WG2288081 |
| Tetrachloroethene | ND | | 0.00100 | 1 | 05/17/2024 10:14 | WG2288081 |
| Toluene | ND | | 0.00100 | 1 | 05/17/2024 10:14 | WG2288081 |
| 1,2,4-Trichlorobenzene | ND | | 0.00100 | 1 | 05/17/2024 10:14 | WG2288081 |
| 1,1,1-Trichloroethane | ND | | 0.00100 | 1 | 05/17/2024 10:14 | WG2288081 |
| 1,1,2-Trichloroethane | ND | | 0.00100 | 1 | 05/17/2024 10:14 | WG2288081 |
| Trichloroethene | ND | | 0.00100 | 1 | 05/17/2024 10:14 | WG2288081 |
| Trichlorofluoromethane | ND | | 0.00500 | 1 | 05/17/2024 10:14 | WG2288081 |
| 1,2,3-Trichloropropane | ND | | 0.00250 | 1 | 05/17/2024 10:14 | WG2288081 |
| 1,2,4-Trimethylbenzene | ND | | 0.00100 | 1 | 05/17/2024 10:14 | WG2288081 |
| 1,3,5-Trimethylbenzene | ND | | 0.00100 | 1 | 05/17/2024 10:14 | WG2288081 |
| Vinyl acetate | ND | UJ R7 | 0.0100 | 1 | 05/17/2024 10:14 | WG2288081 |
| Vinyl chloride | ND | | 0.00100 | 1 | 05/17/2024 10:14 | WG2288081 |
| Xylenes, Total | ND | | 0.00300 | 1 | 05/17/2024 10:14 | WG2288081 |
| Di-isopropyl ether | ND | | 0.00100 | 1 | 05/17/2024 10:14 | WG2288081 |
| Ethanol | ND | UJ R5 | 0.100 | 1 | 05/17/2024 10:14 | WG2288081 |
| Ethyl tert-butyl ether | ND | | 0.00100 | 1 | 05/17/2024 10:14 | WG2288081 |
| Methyl tert-butyl ether | ND | | 0.00100 | 1 | 05/17/2024 10:14 | WG2288081 |
| tert-Butyl alcohol | ND | | 0.00500 | 1 | 05/17/2024 10:14 | WG2288081 |
| tert-Amyl Methyl Ether | ND | | 0.00100 | 1 | 05/17/2024 10:14 | WG2288081 |
| *(S) Toluene-d8* | *106* | | *80.0-120* | | *05/17/2024 10:14* | WG2288081 |
| *(S) 4-Bromofluorobenzene* | *103* | | *77.0-126* | | *05/17/2024 10:14* | WG2288081 |
| *(S) 1,2-Dichloroethane-d4* | *102* | | *70.0-130* | | *05/17/2024 10:14* | WG2288081 |

## Gravimetric Analysis by Method 2540 C-2011

| Analyte | Result | Qualifier | RDL | Dilution | Analysis | Batch |
|---|---|---|---|---|---|---|
| | mg/l | | mg/l | | date / time | |
| Dissolved Solids | 675 | | 13.3 | 1 | 05/17/2024 16:46 | WG2287920 |

## Wet Chemistry by Method 9056A

| Analyte | Result | Qualifier | RDL | Dilution | Analysis | Batch |
|---|---|---|---|---|---|---|
| | mg/l | | mg/l | | date / time | |
| Nitrate | 3.05 | | 0.100 | 1 | 05/16/2024 02:17 | WG2287118 |
| Nitrite | ND | | 0.100 | 1 | 05/16/2024 02:17 | WG2287118 |
| Sulfate | 214 | | 25.0 | 5 | 06/05/2024 05:11 | WG2297548 |

## Metals (ICP) by Method 6010D

| Analyte | Result | Qualifier | RDL | Dilution | Analysis | Batch |
|---|---|---|---|---|---|---|
| | mg/l | | mg/l | | date / time | |
| Iron | ND | | 0.100 | 1 | 05/23/2024 10:26 | WG2289910 |

## Volatile Organic Compounds (GC) by Method RSK175

| Analyte | Result | Qualifier | RDL | Dilution | Analysis | Batch |
|---|---|---|---|---|---|---|
| | mg/l | | mg/l | | date / time | |
| Methane | ND | | 0.0100 | 1 | 05/18/2024 09:49 | WG2287486 |
| Ethane | ND | | 0.0130 | 1 | 05/18/2024 09:49 | WG2287486 |
| Ethene | ND | | 0.0130 | 1 | 05/18/2024 09:49 | WG2287486 |

## Volatile Organic Compounds (GC/MS) by Method 8260B

| Analyte | Result | Qualifier | RDL | Dilution | Analysis | Batch |
|---|---|---|---|---|---|---|
| | mg/l | | mg/l | | date / time | |
| Acetone | ND | | 0.0500 | 1 | 05/17/2024 10:35 | WG2288081 |
| Acrylonitrile | ND | | 0.0100 | 1 | 05/17/2024 10:35 | WG2288081 |
| Benzene | ND | | 0.00100 | 1 | 05/17/2024 10:35 | WG2288081 |
| Bromobenzene | ND | | 0.00100 | 1 | 05/17/2024 10:35 | WG2288081 |
| Bromochloromethane | ND | | 0.00100 | 1 | 05/17/2024 10:35 | WG2288081 |
| Bromodichloromethane | ND | | 0.00100 | 1 | 05/17/2024 10:35 | WG2288081 |
| Bromoform | ND | | 0.00100 | 1 | 05/17/2024 10:35 | WG2288081 |
| Bromomethane | ND | | 0.00500 | 1 | 05/17/2024 10:35 | WG2288081 |
| n-Butylbenzene | ND | | 0.00100 | 1 | 05/17/2024 10:35 | WG2288081 |
| sec-Butylbenzene | ND | | 0.00100 | 1 | 05/17/2024 10:35 | WG2288081 |
| tert-Butylbenzene | ND | | 0.00100 | 1 | 05/17/2024 10:35 | WG2288081 |
| Carbon tetrachloride | ND | | 0.00100 | 1 | 05/17/2024 10:35 | WG2288081 |
| Carbon disulfide | ND | | 0.00100 | 1 | 05/17/2024 10:35 | WG2288081 |
| Chlorobenzene | ND | | 0.00100 | 1 | 05/17/2024 10:35 | WG2288081 |
| Chlorodibromomethane | ND | | 0.00100 | 1 | 05/17/2024 10:35 | WG2288081 |
| Chloroethane | ND | | 0.00500 | 1 | 05/17/2024 10:35 | WG2288081 |
| Chloroform | ND | | 0.00500 | 1 | 05/17/2024 10:35 | WG2288081 |
| Chloromethane | ND | | 0.00250 | 1 | 05/17/2024 10:35 | WG2288081 |
| 1,2-Dibromo-3-Chloropropane | ND | | 0.00500 | 1 | 05/17/2024 10:35 | WG2288081 |
| 1,2-Dibromoethane | ND | | 0.00100 | 1 | 05/17/2024 10:35 | WG2288081 |
| Dibromomethane | ND | | 0.00100 | 1 | 05/17/2024 10:35 | WG2288081 |
| 1,2-Dichlorobenzene | ND | | 0.00100 | 1 | 05/17/2024 10:35 | WG2288081 |
| 1,3-Dichlorobenzene | ND | | 0.00100 | 1 | 05/17/2024 10:35 | WG2288081 |
| 1,4-Dichlorobenzene | ND | | 0.00100 | 1 | 05/17/2024 10:35 | WG2288081 |
| trans-1,4-Dichloro-2-butene | ND | | 0.00250 | 1 | 05/17/2024 10:35 | WG2288081 |
| Dichlorodifluoromethane | ND | | 0.00500 | 1 | 05/17/2024 10:35 | WG2288081 |
| 1,1-Dichloroethane | ND | | 0.00100 | 1 | 05/17/2024 10:35 | WG2288081 |
| 1,2-Dichloroethane | ND | | 0.00100 | 1 | 05/17/2024 10:35 | WG2288081 |
| 1,1-Dichloroethene | ND | | 0.00100 | 1 | 05/17/2024 10:35 | WG2288081 |
| cis-1,2-Dichloroethene | ND | | 0.00100 | 1 | 05/17/2024 10:35 | WG2288081 |

## Volatile Organic Compounds (GC/MS) by Method 8260B

| Analyte | Result mg/l | Qualifier | RDL mg/l | Dilution | Analysis date / time | Batch |
|---|---|---|---|---|---|---|
| trans-1,2-Dichloroethene | ND | | 0.00100 | 1 | 05/17/2024 10:35 | WG2288081 |
| 1,2-Dichloropropane | ND | | 0.00100 | 1 | 05/17/2024 10:35 | WG2288081 |
| cis-1,3-Dichloropropene | ND | | 0.00100 | 1 | 05/17/2024 10:35 | WG2288081 |
| trans-1,3-Dichloropropene | ND | | 0.00100 | 1 | 05/17/2024 10:35 | WG2288081 |
| Ethylbenzene | ND | | 0.00100 | 1 | 05/17/2024 10:35 | WG2288081 |
| Hexachloro-1,3-butadiene | ND | | 0.00100 | 1 | 05/17/2024 10:35 | WG2288081 |
| 2-Hexanone | ND | | 0.0100 | 1 | 05/17/2024 10:35 | WG2288081 |
| 2-Butanone (MEK) | ND | | 0.0100 | 1 | 05/17/2024 10:35 | WG2288081 |
| Iodomethane | ND | | 0.0100 | 1 | 05/17/2024 10:35 | WG2288081 |
| Methylene Chloride | ND | | 0.00500 | 1 | 05/17/2024 10:35 | WG2288081 |
| 4-Methyl-2-pentanone (MIBK) | ND | | 0.0100 | 1 | 05/17/2024 10:35 | WG2288081 |
| Naphthalene | ND | | 0.00500 | 1 | 05/17/2024 10:35 | WG2288081 |
| n-Propylbenzene | ND | | 0.00100 | 1 | 05/17/2024 10:35 | WG2288081 |
| Styrene | ND | | 0.00100 | 1 | 05/17/2024 10:35 | WG2288081 |
| 1,1,1,2-Tetrachloroethane | ND | | 0.00100 | 1 | 05/17/2024 10:35 | WG2288081 |
| 1,1,2,2-Tetrachloroethane | ND | | 0.00100 | 1 | 05/17/2024 10:35 | WG2288081 |
| 1,1,2-Trichlorotrifluoroethane | ND | | 0.00100 | 1 | 05/17/2024 10:35 | WG2288081 |
| Tetrachloroethene | ND | | 0.00100 | 1 | 05/17/2024 10:35 | WG2288081 |
| Toluene | ND | | 0.00100 | 1 | 05/17/2024 10:35 | WG2288081 |
| 1,2,4-Trichlorobenzene | ND | | 0.00100 | 1 | 05/17/2024 10:35 | WG2288081 |
| 1,1,1-Trichloroethane | ND | | 0.00100 | 1 | 05/17/2024 10:35 | WG2288081 |
| 1,1,2-Trichloroethane | ND | | 0.00100 | 1 | 05/17/2024 10:35 | WG2288081 |
| Trichloroethene | ND | | 0.00100 | 1 | 05/17/2024 10:35 | WG2288081 |
| Trichlorofluoromethane | ND | | 0.00500 | 1 | 05/17/2024 10:35 | WG2288081 |
| 1,2,3-Trichloropropane | ND | | 0.00250 | 1 | 05/17/2024 10:35 | WG2288081 |
| 1,2,4-Trimethylbenzene | ND | | 0.00100 | 1 | 05/17/2024 10:35 | WG2288081 |
| 1,3,5-Trimethylbenzene | ND | | 0.00100 | 1 | 05/17/2024 10:35 | WG2288081 |
| Vinyl acetate | ND | UJ R7 | 0.0100 | 1 | 05/17/2024 10:35 | WG2288081 |
| Vinyl chloride | ND | | 0.00100 | 1 | 05/17/2024 10:35 | WG2288081 |
| Xylenes, Total | ND | | 0.00300 | 1 | 05/17/2024 10:35 | WG2288081 |
| Di-isopropyl ether | ND | | 0.00100 | 1 | 05/17/2024 10:35 | WG2288081 |
| Ethanol | ND | UJ R5 | 0.100 | 1 | 05/17/2024 10:35 | WG2288081 |
| Ethyl tert-butyl ether | ND | | 0.00100 | 1 | 05/17/2024 10:35 | WG2288081 |
| Methyl tert-butyl ether | ND | | 0.00100 | 1 | 05/17/2024 10:35 | WG2288081 |
| tert-Butyl alcohol | ND | | 0.00500 | 1 | 05/17/2024 10:35 | WG2288081 |
| tert-Amyl Methyl Ether | ND | | 0.00100 | 1 | 05/17/2024 10:35 | WG2288081 |
| *(S) Toluene-d8* | *107* | | *80.0-120* | | *05/17/2024 10:35* | WG2288081 |
| *(S) 4-Bromofluorobenzene* | *103* | | *77.0-126* | | *05/17/2024 10:35* | WG2288081 |
| *(S) 1,2-Dichloroethane-d4* | *103* | | *70.0-130* | | *05/17/2024 10:35* | WG2288081 |

1 Cp
2 Tc
3 Ss
4 Cn
5 Sr
6 Qc
7 Is
8 Gl
9 Al
10 Sc

## Gravimetric Analysis by Method 2540 C-2011

| Analyte | Result mg/l | Qualifier | RDL mg/l | Dilution | Analysis date / time | Batch |
|---|---|---|---|---|---|---|
| Dissolved Solids | 748 | | 13.3 | 1 | 05/17/2024 16:46 | WG2287920 |

## Wet Chemistry by Method 9056A

| Analyte | Result mg/l | Qualifier | RDL mg/l | Dilution | Analysis date / time | Batch |
|---|---|---|---|---|---|---|
| Nitrate | 0.201 | UB J1 | 0.100 | 1 | 05/16/2024 02:32 | WG2287118 |
| Nitrite | ND | | 0.100 | 1 | 05/16/2024 02:32 | WG2287118 |
| Sulfate | 193 | | 5.00 | 1 | 05/16/2024 02:32 | WG2287118 |

## Metals (ICP) by Method 6010D

| Analyte | Result mg/l | Qualifier | RDL mg/l | Dilution | Analysis date / time | Batch |
|---|---|---|---|---|---|---|
| Iron | 0.732 | | 0.100 | 1 | 05/23/2024 10:29 | WG2289910 |

## Volatile Organic Compounds (GC) by Method RSK175

| Analyte | Result mg/l | Qualifier | RDL mg/l | Dilution | Analysis date / time | Batch |
|---|---|---|---|---|---|---|
| Methane | 0.0159 | | 0.0100 | 1 | 05/18/2024 09:51 | WG2287486 |
| Ethane | ND | | 0.0130 | 1 | 05/18/2024 09:51 | WG2287486 |
| Ethene | ND | | 0.0130 | 1 | 05/18/2024 09:51 | WG2287486 |

## Volatile Organic Compounds (GC/MS) by Method 8260B

| Analyte | Result mg/l | Qualifier | RDL mg/l | Dilution | Analysis date / time | Batch |
|---|---|---|---|---|---|---|
| Acetone | ND | | 0.0500 | 1 | 05/17/2024 10:55 | WG2288081 |
| Acrylonitrile | ND | | 0.0100 | 1 | 05/17/2024 10:55 | WG2288081 |
| Benzene | ND | | 0.00100 | 1 | 05/17/2024 10:55 | WG2288081 |
| Bromobenzene | ND | | 0.00100 | 1 | 05/17/2024 10:55 | WG2288081 |
| Bromochloromethane | ND | | 0.00100 | 1 | 05/17/2024 10:55 | WG2288081 |
| Bromodichloromethane | ND | | 0.00100 | 1 | 05/17/2024 10:55 | WG2288081 |
| Bromoform | ND | | 0.00100 | 1 | 05/17/2024 10:55 | WG2288081 |
| Bromomethane | ND | | 0.00500 | 1 | 05/17/2024 10:55 | WG2288081 |
| n-Butylbenzene | ND | | 0.00100 | 1 | 05/17/2024 10:55 | WG2288081 |
| sec-Butylbenzene | ND | | 0.00100 | 1 | 05/17/2024 10:55 | WG2288081 |
| tert-Butylbenzene | ND | | 0.00100 | 1 | 05/17/2024 10:55 | WG2288081 |
| Carbon tetrachloride | ND | | 0.00100 | 1 | 05/17/2024 10:55 | WG2288081 |
| Carbon disulfide | ND | | 0.00100 | 1 | 05/17/2024 10:55 | WG2288081 |
| Chlorobenzene | ND | | 0.00100 | 1 | 05/17/2024 10:55 | WG2288081 |
| Chlorodibromomethane | ND | | 0.00100 | 1 | 05/17/2024 10:55 | WG2288081 |
| Chloroethane | ND | | 0.00500 | 1 | 05/17/2024 10:55 | WG2288081 |
| Chloroform | ND | | 0.00500 | 1 | 05/17/2024 10:55 | WG2288081 |
| Chloromethane | ND | | 0.00250 | 1 | 05/17/2024 10:55 | WG2288081 |
| 1,2-Dibromo-3-Chloropropane | ND | | 0.00500 | 1 | 05/17/2024 10:55 | WG2288081 |
| 1,2-Dibromoethane | ND | | 0.00100 | 1 | 05/17/2024 10:55 | WG2288081 |
| Dibromomethane | ND | | 0.00100 | 1 | 05/17/2024 10:55 | WG2288081 |
| 1,2-Dichlorobenzene | ND | | 0.00100 | 1 | 05/17/2024 10:55 | WG2288081 |
| 1,3-Dichlorobenzene | ND | | 0.00100 | 1 | 05/17/2024 10:55 | WG2288081 |
| 1,4-Dichlorobenzene | ND | | 0.00100 | 1 | 05/17/2024 10:55 | WG2288081 |
| trans-1,4-Dichloro-2-butene | ND | | 0.00250 | 1 | 05/17/2024 10:55 | WG2288081 |
| Dichlorodifluoromethane | ND | | 0.00500 | 1 | 05/17/2024 10:55 | WG2288081 |
| 1,1-Dichloroethane | ND | | 0.00100 | 1 | 05/17/2024 10:55 | WG2288081 |
| 1,2-Dichloroethane | ND | | 0.00100 | 1 | 05/17/2024 10:55 | WG2288081 |
| 1,1-Dichloroethene | ND | | 0.00100 | 1 | 05/17/2024 10:55 | WG2288081 |
| cis-1,2-Dichloroethene | ND | | 0.00100 | 1 | 05/17/2024 10:55 | WG2288081 |

## Volatile Organic Compounds (GC/MS) by Method 8260B

| Analyte | Result mg/l | Qualifier | RDL mg/l | Dilution | Analysis date / time | Batch |
|---|---|---|---|---|---|---|
| trans-1,2-Dichloroethene | ND | | 0.00100 | 1 | 05/17/2024 10:55 | WG2288081 |
| 1,2-Dichloropropane | ND | | 0.00100 | 1 | 05/17/2024 10:55 | WG2288081 |
| cis-1,3-Dichloropropene | ND | | 0.00100 | 1 | 05/17/2024 10:55 | WG2288081 |
| trans-1,3-Dichloropropene | ND | | 0.00100 | 1 | 05/17/2024 10:55 | WG2288081 |
| Ethylbenzene | ND | | 0.00100 | 1 | 05/17/2024 10:55 | WG2288081 |
| Hexachloro-1,3-butadiene | ND | | 0.00100 | 1 | 05/17/2024 10:55 | WG2288081 |
| 2-Hexanone | ND | | 0.0100 | 1 | 05/17/2024 10:55 | WG2288081 |
| 2-Butanone (MEK) | ND | | 0.0100 | 1 | 05/17/2024 10:55 | WG2288081 |
| Iodomethane | ND | | 0.0100 | 1 | 05/17/2024 10:55 | WG2288081 |
| Methylene Chloride | ND | | 0.00500 | 1 | 05/17/2024 10:55 | WG2288081 |
| 4-Methyl-2-pentanone (MIBK) | ND | | 0.0100 | 1 | 05/17/2024 10:55 | WG2288081 |
| Naphthalene | ND | | 0.00500 | 1 | 05/17/2024 10:55 | WG2288081 |
| n-Propylbenzene | ND | | 0.00100 | 1 | 05/17/2024 10:55 | WG2288081 |
| Styrene | ND | | 0.00100 | 1 | 05/17/2024 10:55 | WG2288081 |
| 1,1,1,2-Tetrachloroethane | ND | | 0.00100 | 1 | 05/17/2024 10:55 | WG2288081 |
| 1,1,2,2-Tetrachloroethane | ND | | 0.00100 | 1 | 05/17/2024 10:55 | WG2288081 |
| 1,1,2-Trichlorotrifluoroethane | ND | | 0.00100 | 1 | 05/17/2024 10:55 | WG2288081 |
| Tetrachloroethene | ND | | 0.00100 | 1 | 05/17/2024 10:55 | WG2288081 |
| Toluene | ND | | 0.00100 | 1 | 05/17/2024 10:55 | WG2288081 |
| 1,2,4-Trichlorobenzene | ND | | 0.00100 | 1 | 05/17/2024 10:55 | WG2288081 |
| 1,1,1-Trichloroethane | ND | | 0.00100 | 1 | 05/17/2024 10:55 | WG2288081 |
| 1,1,2-Trichloroethane | ND | | 0.00100 | 1 | 05/17/2024 10:55 | WG2288081 |
| Trichloroethene | ND | | 0.00100 | 1 | 05/17/2024 10:55 | WG2288081 |
| Trichlorofluoromethane | ND | | 0.00500 | 1 | 05/17/2024 10:55 | WG2288081 |
| 1,2,3-Trichloropropane | ND | | 0.00250 | 1 | 05/17/2024 10:55 | WG2288081 |
| 1,2,4-Trimethylbenzene | ND | | 0.00100 | 1 | 05/17/2024 10:55 | WG2288081 |
| 1,3,5-Trimethylbenzene | ND | | 0.00100 | 1 | 05/17/2024 10:55 | WG2288081 |
| Vinyl acetate | ND | UJ R7 | 0.0100 | 1 | 05/17/2024 10:55 | WG2288081 |
| Vinyl chloride | ND | | 0.00100 | 1 | 05/17/2024 10:55 | WG2288081 |
| Xylenes, Total | ND | | 0.00300 | 1 | 05/17/2024 10:55 | WG2288081 |
| Di-isopropyl ether | ND | | 0.00100 | 1 | 05/17/2024 10:55 | WG2288081 |
| Ethanol | ND | UJ R5 | 0.100 | 1 | 05/17/2024 10:55 | WG2288081 |
| Ethyl tert-butyl ether | ND | | 0.00100 | 1 | 05/17/2024 10:55 | WG2288081 |
| Methyl tert-butyl ether | 0.00979 | | 0.00100 | 1 | 05/17/2024 10:55 | WG2288081 |
| tert-Butyl alcohol | 0.0320 | | 0.00500 | 1 | 05/17/2024 10:55 | WG2288081 |
| tert-Amyl Methyl Ether | 0.00291 | | 0.00100 | 1 | 05/17/2024 10:55 | WG2288081 |
| *(S) Toluene-d8* | *105* | | *80.0-120* | | *05/17/2024 10:55* | WG2288081 |
| *(S) 4-Bromofluorobenzene* | *99.7* | | *77.0-126* | | *05/17/2024 10:55* | WG2288081 |
| *(S) 1,2-Dichloroethane-d4* | *103* | | *70.0-130* | | *05/17/2024 10:55* | WG2288081 |

## Volatile Organic Compounds (GC/MS) by Method 8260B

| Analyte | Result mg/l | Qualifier | RDL mg/l | Dilution | Analysis date / time | Batch |
|---|---|---|---|---|---|---|
| Acetone | ND | | 0.0500 | 1 | 05/17/2024 07:51 | WG2288081 |
| Acrylonitrile | ND | | 0.0100 | 1 | 05/17/2024 07:51 | WG2288081 |
| Benzene | ND | | 0.00100 | 1 | 05/17/2024 07:51 | WG2288081 |
| Bromobenzene | ND | | 0.00100 | 1 | 05/17/2024 07:51 | WG2288081 |
| Bromochloromethane | ND | | 0.00100 | 1 | 05/17/2024 07:51 | WG2288081 |
| Bromodichloromethane | ND | | 0.00100 | 1 | 05/17/2024 07:51 | WG2288081 |
| Bromoform | ND | | 0.00100 | 1 | 05/17/2024 07:51 | WG2288081 |
| Bromomethane | ND | | 0.00500 | 1 | 05/17/2024 07:51 | WG2288081 |
| n-Butylbenzene | ND | | 0.00100 | 1 | 05/17/2024 07:51 | WG2288081 |
| sec-Butylbenzene | ND | | 0.00100 | 1 | 05/17/2024 07:51 | WG2288081 |
| tert-Butylbenzene | ND | | 0.00100 | 1 | 05/17/2024 07:51 | WG2288081 |
| Carbon tetrachloride | ND | | 0.00100 | 1 | 05/17/2024 07:51 | WG2288081 |
| Carbon disulfide | ND | | 0.00100 | 1 | 05/17/2024 07:51 | WG2288081 |
| Chlorobenzene | ND | | 0.00100 | 1 | 05/17/2024 07:51 | WG2288081 |
| Chlorodibromomethane | ND | | 0.00100 | 1 | 05/17/2024 07:51 | WG2288081 |
| Chloroethane | ND | | 0.00500 | 1 | 05/17/2024 07:51 | WG2288081 |
| Chloroform | ND | | 0.00500 | 1 | 05/17/2024 07:51 | WG2288081 |
| Chloromethane | ND | | 0.00250 | 1 | 05/17/2024 07:51 | WG2288081 |
| 1,2-Dibromo-3-Chloropropane | ND | | 0.00500 | 1 | 05/17/2024 07:51 | WG2288081 |
| 1,2-Dibromoethane | ND | | 0.00100 | 1 | 05/17/2024 07:51 | WG2288081 |
| Dibromomethane | ND | | 0.00100 | 1 | 05/17/2024 07:51 | WG2288081 |
| 1,2-Dichlorobenzene | ND | | 0.00100 | 1 | 05/17/2024 07:51 | WG2288081 |
| 1,3-Dichlorobenzene | ND | | 0.00100 | 1 | 05/17/2024 07:51 | WG2288081 |
| 1,4-Dichlorobenzene | ND | | 0.00100 | 1 | 05/17/2024 07:51 | WG2288081 |
| trans-1,4-Dichloro-2-butene | ND | | 0.00250 | 1 | 05/17/2024 07:51 | WG2288081 |
| Dichlorodifluoromethane | ND | | 0.00500 | 1 | 05/17/2024 07:51 | WG2288081 |
| 1,1-Dichloroethane | ND | | 0.00100 | 1 | 05/17/2024 07:51 | WG2288081 |
| 1,2-Dichloroethane | ND | | 0.00100 | 1 | 05/17/2024 07:51 | WG2288081 |
| 1,1-Dichloroethene | ND | | 0.00100 | 1 | 05/17/2024 07:51 | WG2288081 |
| cis-1,2-Dichloroethene | ND | | 0.00100 | 1 | 05/17/2024 07:51 | WG2288081 |
| trans-1,2-Dichloroethene | ND | | 0.00100 | 1 | 05/17/2024 07:51 | WG2288081 |
| 1,2-Dichloropropane | ND | | 0.00100 | 1 | 05/17/2024 07:51 | WG2288081 |
| cis-1,3-Dichloropropene | ND | | 0.00100 | 1 | 05/17/2024 07:51 | WG2288081 |
| trans-1,3-Dichloropropene | ND | | 0.00100 | 1 | 05/17/2024 07:51 | WG2288081 |
| Ethylbenzene | ND | | 0.00100 | 1 | 05/17/2024 07:51 | WG2288081 |
| Hexachloro-1,3-butadiene | ND | | 0.00100 | 1 | 05/17/2024 07:51 | WG2288081 |
| 2-Hexanone | ND | | 0.0100 | 1 | 05/17/2024 07:51 | WG2288081 |
| 2-Butanone (MEK) | ND | | 0.0100 | 1 | 05/17/2024 07:51 | WG2288081 |
| Iodomethane | ND | | 0.0100 | 1 | 05/17/2024 07:51 | WG2288081 |
| Methylene Chloride | ND | | 0.00500 | 1 | 05/17/2024 07:51 | WG2288081 |
| 4-Methyl-2-pentanone (MIBK) | ND | | 0.0100 | 1 | 05/17/2024 07:51 | WG2288081 |
| Naphthalene | ND | | 0.00500 | 1 | 05/17/2024 07:51 | WG2288081 |
| n-Propylbenzene | ND | | 0.00100 | 1 | 05/17/2024 07:51 | WG2288081 |
| Styrene | ND | | 0.00100 | 1 | 05/17/2024 07:51 | WG2288081 |
| 1,1,1,2-Tetrachloroethane | ND | | 0.00100 | 1 | 05/17/2024 07:51 | WG2288081 |
| 1,1,2,2-Tetrachloroethane | ND | | 0.00100 | 1 | 05/17/2024 07:51 | WG2288081 |
| 1,1,2-Trichlorotrifluoroethane | ND | | 0.00100 | 1 | 05/17/2024 07:51 | WG2288081 |
| Tetrachloroethene | ND | | 0.00100 | 1 | 05/17/2024 07:51 | WG2288081 |
| Toluene | ND | | 0.00100 | 1 | 05/17/2024 07:51 | WG2288081 |
| 1,2,4-Trichlorobenzene | ND | | 0.00100 | 1 | 05/17/2024 07:51 | WG2288081 |
| 1,1,1-Trichloroethane | ND | | 0.00100 | 1 | 05/17/2024 07:51 | WG2288081 |
| 1,1,2-Trichloroethane | ND | | 0.00100 | 1 | 05/17/2024 07:51 | WG2288081 |
| Trichloroethene | ND | | 0.00100 | 1 | 05/17/2024 07:51 | WG2288081 |
| Trichlorofluoromethane | ND | | 0.00500 | 1 | 05/17/2024 07:51 | WG2288081 |
| 1,2,3-Trichloropropane | ND | | 0.00250 | 1 | 05/17/2024 07:51 | WG2288081 |
| 1,2,4-Trimethylbenzene | ND | | 0.00100 | 1 | 05/17/2024 07:51 | WG2288081 |

## Volatile Organic Compounds (GC/MS) by Method 8260B

| Analyte | Result mg/l | Qualifier | RDL mg/l | Dilution | Analysis date / time | Batch |
|---|---|---|---|---|---|---|
| 1,3,5-Trimethylbenzene | ND | | 0.00100 | 1 | 05/17/2024 07:51 | WG2288081 |
| Vinyl acetate | ND | UJ R7 | 0.0100 | 1 | 05/17/2024 07:51 | WG2288081 |
| Vinyl chloride | ND | | 0.00100 | 1 | 05/17/2024 07:51 | WG2288081 |
| Xylenes, Total | ND | | 0.00300 | 1 | 05/17/2024 07:51 | WG2288081 |
| Di-isopropyl ether | ND | | 0.00100 | 1 | 05/17/2024 07:51 | WG2288081 |
| Ethanol | ND | UJ R5 | 0.100 | 1 | 05/17/2024 07:51 | WG2288081 |
| Ethyl tert-butyl ether | ND | | 0.00100 | 1 | 05/17/2024 07:51 | WG2288081 |
| Methyl tert-butyl ether | ND | | 0.00100 | 1 | 05/17/2024 07:51 | WG2288081 |
| tert-Butyl alcohol | ND | | 0.00500 | 1 | 05/17/2024 07:51 | WG2288081 |
| tert-Amyl Methyl Ether | ND | | 0.00100 | 1 | 05/17/2024 07:51 | WG2288081 |
| *(S) Toluene-d8* | *106* | | *80.0-120* | | *05/17/2024 07:51* | WG2288081 |
| *(S) 4-Bromofluorobenzene* | *101* | | *77.0-126* | | *05/17/2024 07:51* | WG2288081 |
| *(S) 1,2-Dichloroethane-d4* | *105* | | *70.0-130* | | *05/17/2024 07:51* | WG2288081 |

Company Name/Address:
**Kinder Morgan - Rocklin, CA-AZ Work**

410 N.44th Street
Suite 1000
Phoenix. AZ 85008

Billing Information:
Accounts Payable- Alan Van Antwerp
9950 SAN DIEGO MISSION RD.
SAN DIEGO, CA 92108

Pres Chk

Report to:
**Bob Forsberg**

Email To: bob.forsberg@arcadis-us.com;sascha.arnold@arcadis.com

Project Description:
**KMEP Silvercroft Wash**

City/State Collected: TUCSON/AZ

Please Circle: PT (MT) CT ET

Phone: **602-438-0883**

Client Project #
**30207116**

Lab Project #
**KINARCPAZ-SILVERCROF**

Collected by (print):
MS/SKA

Site/Facility ID #
**SILVERCROFT WASH**

P.O. #
**WD1046679**

Collected by (signature):

Immediately Packed on Ice N ___ Y X

***Rush?*** (Lab MUST Be Notified)
___ Same Day ___ Five Day
___ Next Day ___ 5 Day (Rad Only)
___ Two Day ___ 10 Day (Rad Only)
___ Three Day

Quote #

Date Results Needed
STD TAT

| Sample ID | Comp/Grab | Matrix * | Depth | Date | Time | No. of Cntrs | *NO2,NO3,SO4 125mlHDPE-NoPres | EEM RSK175 40mlAmb HCl | HOLD - NO2+NO3 250mlHDPE-H2SO4 | TDS 1L-HDPE NoPres | Total Fe 6010 250mlHDPE-HNO3 | VOCs+OXYs 8260 40mlAmb-HCl | Remarks | Sample # (lab only) |
|---|---|---|---|---|---|---|---|---|---|---|---|---|---|---|
| | | | | | | | | | L2 | | L2 | | | |
| MW-5 | GRAB | GW | 160' | 5-14-24 | 1220 | 9 | X | X | X | X | X | X | | -01 |
| MW-1 | GRAB | GW | 159' | 5-14-24 | 1320 | 9 | X | X | X | X | X | X | | -02 |
| | | GW | | | | | | | | | | | | |
| | | GW | | | | | | | | | | | | |
| | | GW | | | | | | | | | | | | |
| | | GW | | | | | | | | | | | | |
| | | GW | | | | | | | | | | | | |
| | | GW | | | | | | | | | | | | |
| | | GW | | | | | | | | | | | | |
| | | GW | | | | | | | | | | | | |
| TRIP BLANK | — | ~~GW~~ | — | 5-14-24 | — | 1 | | | | | | X | | -03 |

Analysis / Container / Preservative

Chain of Custody Page 2 of 2

Pace
PEOPLE ADVANCING SCIENCE

**MT JULIET, TN**

12065 Lebanon Rd Mount Juliet, TN 37122
Submitting a sample via this chain of custody constitutes acknowledgment and acceptance of the Pace Terms and Conditions found at: https://info.pacelabs.com/hubfs/pas-standard-terms.pdf

SDG # L1736410

Table #

Acctnum: **KINARCPAZ**

Template: **T190237**

Prelogin: **P1068524**

PM: **110 - Brian Ford**

PB:

Shipped Via:

* Matrix:
SS - Soil AIR - Air F - Filter
GW - Groundwater B - Bioassay
WW - WasteWater
DW - Drinking Water
OT - Other_____

**Remarks:*NO2,NO3 have a 48 hour holding time.**

(SHIP VIA FEDEX)

pH _____ Temp _____

Flow _____ Other _____

Samples returned via:
__ UPS __ FedEx __ Courier _____

Tracking #

Sample Receipt Checklist

| | | |
|---|---|---|
| COC Seal Present/Intact: | NP | Y N |
| COC Signed/Accurate: | | Y N |
| Bottles arrive intact: | | Y N |
| Correct bottles used: | | Y N |
| Sufficient volume sent: | | Y N |
| If Applicable | | |
| VOA Zero Headspace: | | Y N |
| Preservation Correct/Checked: | | Y N |
| RAD Screen <0.5 mR/hr: | | Y N |

| Relinquished by : (Signature) | Date: | Time: | Received by: (Signature) | Trip Blank Received: Yes / No (HCl / MeoH) TBR |
|---|---|---|---|---|
| | 5-14-2024 | 1600 | SHIP-N-MAIL FEDEX | DPA6 |
| Relinquished by : (Signature) | Date: | Time: | Received by: (Signature) | Temp: 5.6 °C (+/-) 3.7 Bottles Received: 18 |
| Relinquished by : (Signature) | Date: | Time: | Received for lab by: (Signature) | Date: 5-15-24 Time: 0900 |

If preservation required by Login: Date/Time

Hold:

Condition: NCF / (OK)

## Gravimetric Analysis by Method 2540 C-2011

| Analyte | Result mg/l | Qualifier | RDL mg/l | Dilution | Analysis date / time | Batch |
|---|---|---|---|---|---|---|
| Dissolved Solids | 367 | | 10.0 | 1 | 05/16/2024 15:32 | WG2287430 |

## Wet Chemistry by Method 9056A

| Analyte | Result mg/l | Qualifier | RDL mg/l | Dilution | Analysis date / time | Batch |
|---|---|---|---|---|---|---|
| Nitrate | 1.97 | | 0.100 | 1 | 05/16/2024 13:36 | WG2287126 |
| Nitrite | ND | | 0.100 | 1 | 05/16/2024 13:36 | WG2287126 |
| Sulfate | 76.4 | | 5.00 | 1 | 05/16/2024 13:36 | WG2287126 |

## Metals (ICP) by Method 6010D

| Analyte | Result mg/l | Qualifier | RDL mg/l | Dilution | Analysis date / time | Batch |
|---|---|---|---|---|---|---|
| Iron | ND | | 0.100 | 1 | 05/23/2024 10:33 | WG2289910 |

## Volatile Organic Compounds (GC) by Method RSK175

| Analyte | Result mg/l | Qualifier | RDL mg/l | Dilution | Analysis date / time | Batch |
|---|---|---|---|---|---|---|
| Methane | ND | | 0.0100 | 1 | 05/18/2024 09:54 | WG2287486 |
| Ethane | ND | | 0.0130 | 1 | 05/18/2024 09:54 | WG2287486 |
| Ethene | ND | | 0.0130 | 1 | 05/18/2024 09:54 | WG2287486 |

## Volatile Organic Compounds (GC/MS) by Method 8260B

| Analyte | Result mg/l | Qualifier | RDL mg/l | Dilution | Analysis date / time | Batch |
|---|---|---|---|---|---|---|
| Acetone | ND | | 0.0500 | 1 | 05/17/2024 11:16 | WG2288081 |
| Acrylonitrile | ND | | 0.0100 | 1 | 05/17/2024 11:16 | WG2288081 |
| Benzene | ND | | 0.00100 | 1 | 05/17/2024 11:16 | WG2288081 |
| Bromobenzene | ND | | 0.00100 | 1 | 05/17/2024 11:16 | WG2288081 |
| Bromochloromethane | ND | | 0.00100 | 1 | 05/17/2024 11:16 | WG2288081 |
| Bromodichloromethane | ND | | 0.00100 | 1 | 05/17/2024 11:16 | WG2288081 |
| Bromoform | ND | | 0.00100 | 1 | 05/17/2024 11:16 | WG2288081 |
| Bromomethane | ND | | 0.00500 | 1 | 05/17/2024 11:16 | WG2288081 |
| n-Butylbenzene | ND | | 0.00100 | 1 | 05/17/2024 11:16 | WG2288081 |
| sec-Butylbenzene | ND | | 0.00100 | 1 | 05/17/2024 11:16 | WG2288081 |
| tert-Butylbenzene | ND | | 0.00100 | 1 | 05/17/2024 11:16 | WG2288081 |
| Carbon tetrachloride | ND | | 0.00100 | 1 | 05/17/2024 11:16 | WG2288081 |
| Carbon disulfide | ND | | 0.00100 | 1 | 05/17/2024 11:16 | WG2288081 |
| Chlorobenzene | ND | | 0.00100 | 1 | 05/17/2024 11:16 | WG2288081 |
| Chlorodibromomethane | ND | | 0.00100 | 1 | 05/17/2024 11:16 | WG2288081 |
| Chloroethane | ND | | 0.00500 | 1 | 05/17/2024 11:16 | WG2288081 |
| Chloroform | ND | | 0.00500 | 1 | 05/17/2024 11:16 | WG2288081 |
| Chloromethane | ND | | 0.00250 | 1 | 05/17/2024 11:16 | WG2288081 |
| 1,2-Dibromo-3-Chloropropane | ND | | 0.00500 | 1 | 05/17/2024 11:16 | WG2288081 |
| 1,2-Dibromoethane | ND | | 0.00100 | 1 | 05/17/2024 11:16 | WG2288081 |
| Dibromomethane | ND | | 0.00100 | 1 | 05/17/2024 11:16 | WG2288081 |
| 1,2-Dichlorobenzene | ND | | 0.00100 | 1 | 05/17/2024 11:16 | WG2288081 |
| 1,3-Dichlorobenzene | ND | | 0.00100 | 1 | 05/17/2024 11:16 | WG2288081 |
| 1,4-Dichlorobenzene | ND | | 0.00100 | 1 | 05/17/2024 11:16 | WG2288081 |
| trans-1,4-Dichloro-2-butene | ND | | 0.00250 | 1 | 05/17/2024 11:16 | WG2288081 |
| Dichlorodifluoromethane | ND | | 0.00500 | 1 | 05/17/2024 11:16 | WG2288081 |
| 1,1-Dichloroethane | ND | | 0.00100 | 1 | 05/17/2024 11:16 | WG2288081 |
| 1,2-Dichloroethane | ND | | 0.00100 | 1 | 05/17/2024 11:16 | WG2288081 |
| 1,1-Dichloroethene | ND | | 0.00100 | 1 | 05/17/2024 11:16 | WG2288081 |
| cis-1,2-Dichloroethene | ND | | 0.00100 | 1 | 05/17/2024 11:16 | WG2288081 |

## Volatile Organic Compounds (GC/MS) by Method 8260B

| Analyte | Result mg/l | Qualifier | RDL mg/l | Dilution | Analysis date / time | Batch |
|---|---|---|---|---|---|---|
| trans-1,2-Dichloroethene | ND | | 0.00100 | 1 | 05/17/2024 11:16 | WG2288081 |
| 1,2-Dichloropropane | ND | | 0.00100 | 1 | 05/17/2024 11:16 | WG2288081 |
| cis-1,3-Dichloropropene | ND | | 0.00100 | 1 | 05/17/2024 11:16 | WG2288081 |
| trans-1,3-Dichloropropene | ND | | 0.00100 | 1 | 05/17/2024 11:16 | WG2288081 |
| Ethylbenzene | ND | | 0.00100 | 1 | 05/17/2024 11:16 | WG2288081 |
| Hexachloro-1,3-butadiene | ND | | 0.00100 | 1 | 05/17/2024 11:16 | WG2288081 |
| 2-Hexanone | ND | | 0.0100 | 1 | 05/17/2024 11:16 | WG2288081 |
| 2-Butanone (MEK) | ND | | 0.0100 | 1 | 05/17/2024 11:16 | WG2288081 |
| Iodomethane | ND | | 0.0100 | 1 | 05/17/2024 11:16 | WG2288081 |
| Methylene Chloride | ND | | 0.00500 | 1 | 05/17/2024 11:16 | WG2288081 |
| 4-Methyl-2-pentanone (MIBK) | ND | | 0.0100 | 1 | 05/17/2024 11:16 | WG2288081 |
| Naphthalene | ND | | 0.00500 | 1 | 05/17/2024 11:16 | WG2288081 |
| n-Propylbenzene | ND | | 0.00100 | 1 | 05/17/2024 11:16 | WG2288081 |
| Styrene | ND | | 0.00100 | 1 | 05/17/2024 11:16 | WG2288081 |
| 1,1,1,2-Tetrachloroethane | ND | | 0.00100 | 1 | 05/17/2024 11:16 | WG2288081 |
| 1,1,2,2-Tetrachloroethane | ND | | 0.00100 | 1 | 05/17/2024 11:16 | WG2288081 |
| 1,1,2-Trichlorotrifluoroethane | ND | | 0.00100 | 1 | 05/17/2024 11:16 | WG2288081 |
| Tetrachloroethene | ND | | 0.00100 | 1 | 05/17/2024 11:16 | WG2288081 |
| Toluene | ND | | 0.00100 | 1 | 05/17/2024 11:16 | WG2288081 |
| 1,2,4-Trichlorobenzene | ND | | 0.00100 | 1 | 05/17/2024 11:16 | WG2288081 |
| 1,1,1-Trichloroethane | ND | | 0.00100 | 1 | 05/17/2024 11:16 | WG2288081 |
| 1,1,2-Trichloroethane | ND | | 0.00100 | 1 | 05/17/2024 11:16 | WG2288081 |
| Trichloroethene | ND | | 0.00100 | 1 | 05/17/2024 11:16 | WG2288081 |
| Trichlorofluoromethane | ND | | 0.00500 | 1 | 05/17/2024 11:16 | WG2288081 |
| 1,2,3-Trichloropropane | ND | | 0.00250 | 1 | 05/17/2024 11:16 | WG2288081 |
| 1,2,4-Trimethylbenzene | ND | | 0.00100 | 1 | 05/17/2024 11:16 | WG2288081 |
| 1,3,5-Trimethylbenzene | ND | | 0.00100 | 1 | 05/17/2024 11:16 | WG2288081 |
| Vinyl acetate | ND | UJ R7 | 0.0100 | 1 | 05/17/2024 11:16 | WG2288081 |
| Vinyl chloride | ND | | 0.00100 | 1 | 05/17/2024 11:16 | WG2288081 |
| Xylenes, Total | ND | | 0.00300 | 1 | 05/17/2024 11:16 | WG2288081 |
| Di-isopropyl ether | ND | | 0.00100 | 1 | 05/17/2024 11:16 | WG2288081 |
| Ethanol | ND | UJ R5 | 0.100 | 1 | 05/17/2024 11:16 | WG2288081 |
| Ethyl tert-butyl ether | ND | | 0.00100 | 1 | 05/17/2024 11:16 | WG2288081 |
| Methyl tert-butyl ether | ND | | 0.00100 | 1 | 05/17/2024 11:16 | WG2288081 |
| tert-Butyl alcohol | ND | | 0.00500 | 1 | 05/17/2024 11:16 | WG2288081 |
| tert-Amyl Methyl Ether | ND | | 0.00100 | 1 | 05/17/2024 11:16 | WG2288081 |
| *(S) Toluene-d8* | *106* | | *80.0-120* | | *05/17/2024 11:16* | WG2288081 |
| *(S) 4-Bromofluorobenzene* | *105* | | *77.0-126* | | *05/17/2024 11:16* | WG2288081 |
| *(S) 1,2-Dichloroethane-d4* | *102* | | *70.0-130* | | *05/17/2024 11:16* | WG2288081 |

## Gravimetric Analysis by Method 2540 C-2011

| Analyte | Result mg/l | Qualifier | RDL mg/l | Dilution | Analysis date / time | Batch |
|---|---|---|---|---|---|---|
| Dissolved Solids | 783 | | 13.3 | 1 | 05/16/2024 12:41 | WG2287425 |

## Wet Chemistry by Method 9056A

| Analyte | Result mg/l | Qualifier | RDL mg/l | Dilution | Analysis date / time | Batch |
|---|---|---|---|---|---|---|
| Nitrate | 1.84 | | 0.100 | 1 | 05/16/2024 13:49 | WG2287126 |
| Nitrite | ND | | 0.100 | 1 | 05/16/2024 13:49 | WG2287126 |
| Sulfate | 230 | | 25.0 | 5 | 05/16/2024 19:09 | WG2287126 |

## Metals (ICP) by Method 6010D

| Analyte | Result mg/l | Qualifier | RDL mg/l | Dilution | Analysis date / time | Batch |
|---|---|---|---|---|---|---|
| Iron | 0.520 | | 0.100 | 1 | 05/22/2024 18:29 | WG2289913 |

## Volatile Organic Compounds (GC) by Method RSK175

| Analyte | Result mg/l | Qualifier | RDL mg/l | Dilution | Analysis date / time | Batch |
|---|---|---|---|---|---|---|
| Methane | ND | | 0.0100 | 1 | 05/18/2024 09:57 | WG2287486 |
| Ethane | ND | | 0.0130 | 1 | 05/18/2024 09:57 | WG2287486 |
| Ethene | ND | | 0.0130 | 1 | 05/18/2024 09:57 | WG2287486 |

## Volatile Organic Compounds (GC/MS) by Method 8260B

| Analyte | Result mg/l | Qualifier | RDL mg/l | Dilution | Analysis date / time | Batch |
|---|---|---|---|---|---|---|
| Acetone | ND | | 0.0500 | 1 | 05/17/2024 11:37 | WG2288081 |
| Acrylonitrile | ND | | 0.0100 | 1 | 05/17/2024 11:37 | WG2288081 |
| Benzene | ND | | 0.00100 | 1 | 05/17/2024 11:37 | WG2288081 |
| Bromobenzene | ND | | 0.00100 | 1 | 05/17/2024 11:37 | WG2288081 |
| Bromochloromethane | ND | | 0.00100 | 1 | 05/17/2024 11:37 | WG2288081 |
| Bromodichloromethane | ND | | 0.00100 | 1 | 05/17/2024 11:37 | WG2288081 |
| Bromoform | ND | | 0.00100 | 1 | 05/17/2024 11:37 | WG2288081 |
| Bromomethane | ND | | 0.00500 | 1 | 05/17/2024 11:37 | WG2288081 |
| n-Butylbenzene | ND | | 0.00100 | 1 | 05/17/2024 11:37 | WG2288081 |
| sec-Butylbenzene | ND | | 0.00100 | 1 | 05/17/2024 11:37 | WG2288081 |
| tert-Butylbenzene | ND | | 0.00100 | 1 | 05/17/2024 11:37 | WG2288081 |
| Carbon tetrachloride | ND | | 0.00100 | 1 | 05/17/2024 11:37 | WG2288081 |
| Carbon disulfide | ND | | 0.00100 | 1 | 05/17/2024 11:37 | WG2288081 |
| Chlorobenzene | ND | | 0.00100 | 1 | 05/17/2024 11:37 | WG2288081 |
| Chlorodibromomethane | ND | | 0.00100 | 1 | 05/17/2024 11:37 | WG2288081 |
| Chloroethane | ND | | 0.00500 | 1 | 05/17/2024 11:37 | WG2288081 |
| Chloroform | ND | | 0.00500 | 1 | 05/17/2024 11:37 | WG2288081 |
| Chloromethane | ND | | 0.00250 | 1 | 05/17/2024 11:37 | WG2288081 |
| 1,2-Dibromo-3-Chloropropane | ND | | 0.00500 | 1 | 05/17/2024 11:37 | WG2288081 |
| 1,2-Dibromoethane | ND | | 0.00100 | 1 | 05/17/2024 11:37 | WG2288081 |
| Dibromomethane | ND | | 0.00100 | 1 | 05/17/2024 11:37 | WG2288081 |
| 1,2-Dichlorobenzene | ND | | 0.00100 | 1 | 05/17/2024 11:37 | WG2288081 |
| 1,3-Dichlorobenzene | ND | | 0.00100 | 1 | 05/17/2024 11:37 | WG2288081 |
| 1,4-Dichlorobenzene | ND | | 0.00100 | 1 | 05/17/2024 11:37 | WG2288081 |
| trans-1,4-Dichloro-2-butene | ND | | 0.00250 | 1 | 05/17/2024 11:37 | WG2288081 |
| Dichlorodifluoromethane | ND | | 0.00500 | 1 | 05/17/2024 11:37 | WG2288081 |
| 1,1-Dichloroethane | ND | | 0.00100 | 1 | 05/17/2024 11:37 | WG2288081 |
| 1,2-Dichloroethane | ND | | 0.00100 | 1 | 05/17/2024 11:37 | WG2288081 |
| 1,1-Dichloroethene | ND | | 0.00100 | 1 | 05/17/2024 11:37 | WG2288081 |
| cis-1,2-Dichloroethene | ND | | 0.00100 | 1 | 05/17/2024 11:37 | WG2288081 |

## Volatile Organic Compounds (GC/MS) by Method 8260B

| Analyte | Result mg/l | Qualifier | RDL mg/l | Dilution | Analysis date / time | Batch |
|---|---|---|---|---|---|---|
| trans-1,2-Dichloroethene | ND | | 0.00100 | 1 | 05/17/2024 11:37 | WG2288081 |
| 1,2-Dichloropropane | ND | | 0.00100 | 1 | 05/17/2024 11:37 | WG2288081 |
| cis-1,3-Dichloropropene | ND | | 0.00100 | 1 | 05/17/2024 11:37 | WG2288081 |
| trans-1,3-Dichloropropene | ND | | 0.00100 | 1 | 05/17/2024 11:37 | WG2288081 |
| Ethylbenzene | ND | | 0.00100 | 1 | 05/17/2024 11:37 | WG2288081 |
| Hexachloro-1,3-butadiene | ND | | 0.00100 | 1 | 05/17/2024 11:37 | WG2288081 |
| 2-Hexanone | ND | | 0.0100 | 1 | 05/17/2024 11:37 | WG2288081 |
| 2-Butanone (MEK) | ND | | 0.0100 | 1 | 05/17/2024 11:37 | WG2288081 |
| Iodomethane | ND | | 0.0100 | 1 | 05/17/2024 11:37 | WG2288081 |
| Methylene Chloride | ND | | 0.00500 | 1 | 05/17/2024 11:37 | WG2288081 |
| 4-Methyl-2-pentanone (MIBK) | ND | | 0.0100 | 1 | 05/17/2024 11:37 | WG2288081 |
| Naphthalene | ND | | 0.00500 | 1 | 05/17/2024 11:37 | WG2288081 |
| n-Propylbenzene | ND | | 0.00100 | 1 | 05/17/2024 11:37 | WG2288081 |
| Styrene | ND | | 0.00100 | 1 | 05/17/2024 11:37 | WG2288081 |
| 1,1,1,2-Tetrachloroethane | ND | | 0.00100 | 1 | 05/17/2024 11:37 | WG2288081 |
| 1,1,2,2-Tetrachloroethane | ND | | 0.00100 | 1 | 05/17/2024 11:37 | WG2288081 |
| 1,1,2-Trichlorotrifluoroethane | ND | | 0.00100 | 1 | 05/17/2024 11:37 | WG2288081 |
| Tetrachloroethene | ND | | 0.00100 | 1 | 05/17/2024 11:37 | WG2288081 |
| Toluene | ND | | 0.00100 | 1 | 05/17/2024 11:37 | WG2288081 |
| 1,2,4-Trichlorobenzene | ND | | 0.00100 | 1 | 05/17/2024 11:37 | WG2288081 |
| 1,1,1-Trichloroethane | ND | | 0.00100 | 1 | 05/17/2024 11:37 | WG2288081 |
| 1,1,2-Trichloroethane | ND | | 0.00100 | 1 | 05/17/2024 11:37 | WG2288081 |
| Trichloroethene | ND | | 0.00100 | 1 | 05/17/2024 11:37 | WG2288081 |
| Trichlorofluoromethane | ND | | 0.00500 | 1 | 05/17/2024 11:37 | WG2288081 |
| 1,2,3-Trichloropropane | ND | | 0.00250 | 1 | 05/17/2024 11:37 | WG2288081 |
| 1,2,4-Trimethylbenzene | ND | | 0.00100 | 1 | 05/17/2024 11:37 | WG2288081 |
| 1,3,5-Trimethylbenzene | ND | | 0.00100 | 1 | 05/17/2024 11:37 | WG2288081 |
| Vinyl acetate | ND | UJ ~~R7~~ | 0.0100 | 1 | 05/17/2024 11:37 | WG2288081 |
| Vinyl chloride | ND | | 0.00100 | 1 | 05/17/2024 11:37 | WG2288081 |
| Xylenes, Total | ND | | 0.00300 | 1 | 05/17/2024 11:37 | WG2288081 |
| Di-isopropyl ether | ND | | 0.00100 | 1 | 05/17/2024 11:37 | WG2288081 |
| Ethanol | ND | UJ ~~R5~~ | 0.100 | 1 | 05/17/2024 11:37 | WG2288081 |
| Ethyl tert-butyl ether | ND | | 0.00100 | 1 | 05/17/2024 11:37 | WG2288081 |
| Methyl tert-butyl ether | 0.00120 | | 0.00100 | 1 | 05/17/2024 11:37 | WG2288081 |
| tert-Butyl alcohol | ND | | 0.00500 | 1 | 05/17/2024 11:37 | WG2288081 |
| tert-Amyl Methyl Ether | ND | | 0.00100 | 1 | 05/17/2024 11:37 | WG2288081 |
| *(S) Toluene-d8* | *106* | | *80.0-120* | | *05/17/2024 11:37* | WG2288081 |
| *(S) 4-Bromofluorobenzene* | *102* | | *77.0-126* | | *05/17/2024 11:37* | WG2288081 |
| *(S) 1,2-Dichloroethane-d4* | *104* | | *70.0-130* | | *05/17/2024 11:37* | WG2288081 |

## Volatile Organic Compounds (GC/MS) by Method 8260B

| Analyte | Result mg/l | Qualifier | RDL mg/l | Dilution | Analysis date / time | Batch |
|---|---|---|---|---|---|---|
| Acetone | ND | | 0.0500 | 1 | 05/17/2024 08:11 | WG2288081 |
| Acrylonitrile | ND | | 0.0100 | 1 | 05/17/2024 08:11 | WG2288081 |
| Benzene | ND | | 0.00100 | 1 | 05/17/2024 08:11 | WG2288081 |
| Bromobenzene | ND | | 0.00100 | 1 | 05/17/2024 08:11 | WG2288081 |
| Bromochloromethane | ND | | 0.00100 | 1 | 05/17/2024 08:11 | WG2288081 |
| Bromodichloromethane | ND | | 0.00100 | 1 | 05/17/2024 08:11 | WG2288081 |
| Bromoform | ND | | 0.00100 | 1 | 05/17/2024 08:11 | WG2288081 |
| Bromomethane | ND | | 0.00500 | 1 | 05/17/2024 08:11 | WG2288081 |
| n-Butylbenzene | ND | | 0.00100 | 1 | 05/17/2024 08:11 | WG2288081 |
| sec-Butylbenzene | ND | | 0.00100 | 1 | 05/17/2024 08:11 | WG2288081 |
| tert-Butylbenzene | ND | | 0.00100 | 1 | 05/17/2024 08:11 | WG2288081 |
| Carbon tetrachloride | ND | | 0.00100 | 1 | 05/17/2024 08:11 | WG2288081 |
| Carbon disulfide | ND | | 0.00100 | 1 | 05/17/2024 08:11 | WG2288081 |
| Chlorobenzene | ND | | 0.00100 | 1 | 05/17/2024 08:11 | WG2288081 |
| Chlorodibromomethane | ND | | 0.00100 | 1 | 05/17/2024 08:11 | WG2288081 |
| Chloroethane | ND | | 0.00500 | 1 | 05/17/2024 08:11 | WG2288081 |
| Chloroform | ND | | 0.00500 | 1 | 05/17/2024 08:11 | WG2288081 |
| Chloromethane | ND | | 0.00250 | 1 | 05/17/2024 08:11 | WG2288081 |
| 1,2-Dibromo-3-Chloropropane | ND | | 0.00500 | 1 | 05/17/2024 08:11 | WG2288081 |
| 1,2-Dibromoethane | ND | | 0.00100 | 1 | 05/17/2024 08:11 | WG2288081 |
| Dibromomethane | ND | | 0.00100 | 1 | 05/17/2024 08:11 | WG2288081 |
| 1,2-Dichlorobenzene | ND | | 0.00100 | 1 | 05/17/2024 08:11 | WG2288081 |
| 1,3-Dichlorobenzene | ND | | 0.00100 | 1 | 05/17/2024 08:11 | WG2288081 |
| 1,4-Dichlorobenzene | ND | | 0.00100 | 1 | 05/17/2024 08:11 | WG2288081 |
| trans-1,4-Dichloro-2-butene | ND | | 0.00250 | 1 | 05/17/2024 08:11 | WG2288081 |
| Dichlorodifluoromethane | ND | | 0.00500 | 1 | 05/17/2024 08:11 | WG2288081 |
| 1,1-Dichloroethane | ND | | 0.00100 | 1 | 05/17/2024 08:11 | WG2288081 |
| 1,2-Dichloroethane | ND | | 0.00100 | 1 | 05/17/2024 08:11 | WG2288081 |
| 1,1-Dichloroethene | ND | | 0.00100 | 1 | 05/17/2024 08:11 | WG2288081 |
| cis-1,2-Dichloroethene | ND | | 0.00100 | 1 | 05/17/2024 08:11 | WG2288081 |
| trans-1,2-Dichloroethene | ND | | 0.00100 | 1 | 05/17/2024 08:11 | WG2288081 |
| 1,2-Dichloropropane | ND | | 0.00100 | 1 | 05/17/2024 08:11 | WG2288081 |
| cis-1,3-Dichloropropene | ND | | 0.00100 | 1 | 05/17/2024 08:11 | WG2288081 |
| trans-1,3-Dichloropropene | ND | | 0.00100 | 1 | 05/17/2024 08:11 | WG2288081 |
| Ethylbenzene | ND | | 0.00100 | 1 | 05/17/2024 08:11 | WG2288081 |
| Hexachloro-1,3-butadiene | ND | | 0.00100 | 1 | 05/17/2024 08:11 | WG2288081 |
| 2-Hexanone | ND | | 0.0100 | 1 | 05/17/2024 08:11 | WG2288081 |
| 2-Butanone (MEK) | ND | | 0.0100 | 1 | 05/17/2024 08:11 | WG2288081 |
| Iodomethane | ND | | 0.0100 | 1 | 05/17/2024 08:11 | WG2288081 |
| Methylene Chloride | ND | | 0.00500 | 1 | 05/17/2024 08:11 | WG2288081 |
| 4-Methyl-2-pentanone (MIBK) | ND | | 0.0100 | 1 | 05/17/2024 08:11 | WG2288081 |
| Naphthalene | ND | | 0.00500 | 1 | 05/17/2024 08:11 | WG2288081 |
| n-Propylbenzene | ND | | 0.00100 | 1 | 05/17/2024 08:11 | WG2288081 |
| Styrene | ND | | 0.00100 | 1 | 05/17/2024 08:11 | WG2288081 |
| 1,1,1,2-Tetrachloroethane | ND | | 0.00100 | 1 | 05/17/2024 08:11 | WG2288081 |
| 1,1,2,2-Tetrachloroethane | ND | | 0.00100 | 1 | 05/17/2024 08:11 | WG2288081 |
| 1,1,2-Trichlorotrifluoroethane | ND | | 0.00100 | 1 | 05/17/2024 08:11 | WG2288081 |
| Tetrachloroethene | ND | | 0.00100 | 1 | 05/17/2024 08:11 | WG2288081 |
| Toluene | ND | | 0.00100 | 1 | 05/17/2024 08:11 | WG2288081 |
| 1,2,4-Trichlorobenzene | ND | | 0.00100 | 1 | 05/17/2024 08:11 | WG2288081 |
| 1,1,1-Trichloroethane | ND | | 0.00100 | 1 | 05/17/2024 08:11 | WG2288081 |
| 1,1,2-Trichloroethane | ND | | 0.00100 | 1 | 05/17/2024 08:11 | WG2288081 |
| Trichloroethene | ND | | 0.00100 | 1 | 05/17/2024 08:11 | WG2288081 |
| Trichlorofluoromethane | ND | | 0.00500 | 1 | 05/17/2024 08:11 | WG2288081 |
| 1,2,3-Trichloropropane | ND | | 0.00250 | 1 | 05/17/2024 08:11 | WG2288081 |
| 1,2,4-Trimethylbenzene | ND | | 0.00100 | 1 | 05/17/2024 08:11 | WG2288081 |

## Volatile Organic Compounds (GC/MS) by Method 8260B

| Analyte | Result mg/l | Qualifier | RDL mg/l | Dilution | Analysis date / time | Batch |
|---|---|---|---|---|---|---|
| 1,3,5-Trimethylbenzene | ND | | 0.00100 | 1 | 05/17/2024 08:11 | WG2288081 |
| Vinyl acetate | ND | UJ R7 | 0.0100 | 1 | 05/17/2024 08:11 | WG2288081 |
| Vinyl chloride | ND | | 0.00100 | 1 | 05/17/2024 08:11 | WG2288081 |
| Xylenes, Total | ND | | 0.00300 | 1 | 05/17/2024 08:11 | WG2288081 |
| Di-isopropyl ether | ND | | 0.00100 | 1 | 05/17/2024 08:11 | WG2288081 |
| Ethanol | ND | UJ R5 | 0.100 | 1 | 05/17/2024 08:11 | WG2288081 |
| Ethyl tert-butyl ether | ND | | 0.00100 | 1 | 05/17/2024 08:11 | WG2288081 |
| Methyl tert-butyl ether | ND | | 0.00100 | 1 | 05/17/2024 08:11 | WG2288081 |
| tert-Butyl alcohol | ND | | 0.00500 | 1 | 05/17/2024 08:11 | WG2288081 |
| tert-Amyl Methyl Ether | ND | | 0.00100 | 1 | 05/17/2024 08:11 | WG2288081 |
| *(S) Toluene-d8* | *107* | | *80.0-120* | | *05/17/2024 08:11* | WG2288081 |
| *(S) 4-Bromofluorobenzene* | *105* | | *77.0-126* | | *05/17/2024 08:11* | WG2288081 |
| *(S) 1,2-Dichloroethane-d4* | *102* | | *70.0-130* | | *05/17/2024 08:11* | WG2288081 |

Company Name/Address:
**Kinder Morgan - Rocklin, CA-AZ Work**

410 N.44th Street
Suite 1000
Phoenix. AZ 85008

Billing Information:
Accounts Payable- Alan Van Antwerp
9950 SAN DIEGO MISSION RD.
SAN DIEGO, CA 92108

Pres Chk

Report to: **Bob Forsberg**

Email To: bob.forsberg@arcadis-us.com;sascha.arnold@arcadis.com

Project Description: **KMEP Silvercroft Wash**

City/State Collected: TUCSON/AZ

Please Circle: PT MT CT ET

Phone: **602-438-0883**

Client Project # **30207116**

Lab Project # **KINARCPAZ-SILVERCROF**

Collected by (print): **MS/SKA**

Site/Facility ID # **SILVERCROFT WASH**

P.O. # **WD1046679**

Collected by (signature):

Immediately Packed on Ice N ___ Y X

**Rush?** (Lab MUST Be Notified)
___ Same Day ___ Five Day
___ Next Day ___ 5 Day (Rad Only)
___ Two Day ___ 10 Day (Rad Only)
___ Three Day

Quote #

Date Results Needed: STD TAT

Analysis / Container / Preservative

| Sample ID | Comp/Grab | Matrix * | Depth | Date | Time | No. of Cntrs | *NO2,NO3,SO4 125mlHDPE-NoPres | EEM RSK175 40mlAmb HCl | HOLD - NO2+NO3 250mlHDPE-H2SO4 | TDS 1L-HDPE NoPres | Total Fe 6010 250mlHDPE-HNO3 | VOCs+OXYs 8260 40mlAmb-HCl | Remarks | Sample # (lab only) |
|---|---|---|---|---|---|---|---|---|---|---|---|---|---|---|
| MW-2 | GRAB | GW | 155' | 5-15-24 | 0915 | 18 | X | X | X | X | X | X | RUN MS/MSD | -01 |
| MW-20 | | GW | 155' | | 1026 | 9 | X | X | X | X | X | X | | -02 |
| MW-19 | | GW | 151' | | 1115 | 9 | X | X | X | X | X | X | | -03 |
| MW-19 DUP | | GW | 151' | | 1120 | 9 | X | X | X | X | X | X | | -04 |
| MW-17 | | GW | 151' | | 1316 | 9 | X | X | X | X | X | X | | -05 |
| MW-6 | | GW | 160' | | 1412 | 9 | X | X | X | X | X | X | | -06 |
| | | GW | | | | | | | | | | | | |
| | | GW | | | | | | | | | | | | |
| EB-1 | GRAB | ~~GW~~ QA | — | 5-15-24 | 1030 | 3 | | | | | | X | | -07 |
| TRIP BLANK | — | ~~GW~~ QA | — | 5-15-24 | — | 2 | | | | | | X | | -08 |

Chain of Custody Page 1 of 1

Pace
PEOPLE ADVANCING SCIENCE

**MT JULIET, TN**

12065 Lebanon Rd Mount Juliet, TN 37122
Submitting a sample via this chain of custody constitutes acknowledgment and acceptance of the Pace Terms and Conditions found at: https://info.pacelabs.com/hubfs/pas-standard-terms.pdf

SDG # L1736992
**E184**

Acctnum: **KINARCPAZ**
Template: **T190237**
Prelogin: **P1068524**
PM: **110 - Brian Ford**
PB:

Shipped Via:

* Matrix:
SS - Soil AIR - Air F - Filter
GW - Groundwater B - Bioassay
WW - WasteWater
DW - Drinking Water
OT - Other_____

**Remarks:*NO2,NO3 have a 48 hour holding time.**

(SHIP VIA FEDEX)

PH-10BDH5021 TRC-235236?
CR6-20221V

I _____ Temp _____
Flow _____ Other _____

Samples returned via:
__ UPS __ FedEx __ Courier _____

Tracking # 7155 0313 9762

Sample Receipt Checklist

| | | | |
|---|---|---|---|
| COC Seal Present/Intact: | NP | Y | N |
| COC Signed/Accurate: | | ? | N |
| Bottles arrive intact: | | Y | N |
| Correct bottles used: | | Y | N |
| Sufficient volume sent: | | Y | N |
| If Applicable | | | |
| VOA Zero Headspace: | | Y | N |
| Preservation Correct/Checked: | | Y | N |
| RAD Screen <0.5 mR/hr: | | Y | N |

| | Date: | Time: | Received by: (Signature) |
|---|---|---|---|
| Relinquished by : (Signature) | 5-15-2024 | 1600 | SHIP-N-MAIL |
| Relinquished by : (Signature) | Date: | Time: | Received by: (Signature) |
| Relinquished by : (Signature) | Date: | Time: | Received for lab by: (Signature) |

Trip Blank Received: Yes / No
HCL / MeoH
TBR
2

Temp: 4.5+0.1=4.6 °C Bottles Received: 66

Date: 5/16/24 Time: 900

If preservation required by Login: Date/Time

Hold:

Condition: NCF / OK

## Gravimetric Analysis by Method 2540 C-2011

| Analyte | Result mg/l | Qualifier | RDL mg/l | Dilution | Analysis date / time | Batch |
|---|---|---|---|---|---|---|
| Dissolved Solids | 477 | | 10.0 | 1 | 05/20/2024 11:49 | WG2287931 |

## Wet Chemistry by Method 9056A

| Analyte | Result mg/l | Qualifier | RDL mg/l | Dilution | Analysis date / time | Batch |
|---|---|---|---|---|---|---|
| Nitrate | 0.605 | | 0.100 | 1 | 05/16/2024 18:22 | WG2287860 |
| Nitrite | ND | | 0.100 | 1 | 05/16/2024 18:22 | WG2287860 |
| Sulfate | 28.0 | | 5.00 | 1 | 05/16/2024 18:22 | WG2287860 |

## Metals (ICP) by Method 6010D

| Analyte | Result mg/l | Qualifier | RDL mg/l | Dilution | Analysis date / time | Batch |
|---|---|---|---|---|---|---|
| Iron | 0.958 | | 0.100 | 1 | 05/26/2024 18:18 | WG2290424 |

## Volatile Organic Compounds (GC) by Method RSK175

| Analyte | Result mg/l | Qualifier | RDL mg/l | Dilution | Analysis date / time | Batch |
|---|---|---|---|---|---|---|
| Methane | 0.0347 | | 0.0100 | 1 | 05/19/2024 15:11 | WG2287880 |
| Ethane | ND | | 0.0130 | 1 | 05/19/2024 15:11 | WG2287880 |
| Ethene | ND | | 0.0130 | 1 | 05/19/2024 15:11 | WG2287880 |

## Volatile Organic Compounds (GC/MS) by Method 8260B

| Analyte | Result mg/l | Qualifier | RDL mg/l | Dilution | Analysis date / time | Batch |
|---|---|---|---|---|---|---|
| Acetone | ND | L1 | 0.0500 | 1 | 05/19/2024 15:21 | WG2289016 |
| Acrylonitrile | ND | | 0.0100 | 1 | 05/19/2024 15:21 | WG2289016 |
| Benzene | ND | | 0.00100 | 1 | 05/19/2024 15:21 | WG2289016 |
| Bromobenzene | ND | | 0.00100 | 1 | 05/19/2024 15:21 | WG2289016 |
| Bromochloromethane | ND | | 0.00100 | 1 | 05/19/2024 15:21 | WG2289016 |
| Bromodichloromethane | ND | | 0.00100 | 1 | 05/19/2024 15:21 | WG2289016 |
| Bromoform | ND | | 0.00100 | 1 | 05/19/2024 15:21 | WG2289016 |
| Bromomethane | ND | | 0.00500 | 1 | 05/19/2024 15:21 | WG2289016 |
| n-Butylbenzene | ND | | 0.00100 | 1 | 05/19/2024 15:21 | WG2289016 |
| sec-Butylbenzene | ND | | 0.00100 | 1 | 05/19/2024 15:21 | WG2289016 |
| tert-Butylbenzene | 0.00709 | J M2 | 0.00100 | 1 | 05/19/2024 15:21 | WG2289016 |
| Carbon tetrachloride | ND | | 0.00100 | 1 | 05/19/2024 15:21 | WG2289016 |
| Carbon disulfide | ND | | 0.00100 | 1 | 05/19/2024 15:21 | WG2289016 |
| Chlorobenzene | ND | | 0.00100 | 1 | 05/19/2024 15:21 | WG2289016 |
| Chlorodibromomethane | ND | | 0.00100 | 1 | 05/19/2024 15:21 | WG2289016 |
| Chloroethane | ND | | 0.00500 | 1 | 05/19/2024 15:21 | WG2289016 |
| Chloroform | ND | | 0.00500 | 1 | 05/19/2024 15:21 | WG2289016 |
| Chloromethane | ND | | 0.00250 | 1 | 05/19/2024 15:21 | WG2289016 |
| 1,2-Dibromo-3-Chloropropane | ND | | 0.00500 | 1 | 05/19/2024 15:21 | WG2289016 |
| 1,2-Dibromoethane | ND | | 0.00100 | 1 | 05/19/2024 15:21 | WG2289016 |
| Dibromomethane | ND | | 0.00100 | 1 | 05/19/2024 15:21 | WG2289016 |
| 1,2-Dichlorobenzene | ND | | 0.00100 | 1 | 05/19/2024 15:21 | WG2289016 |
| 1,3-Dichlorobenzene | ND | | 0.00100 | 1 | 05/19/2024 15:21 | WG2289016 |
| 1,4-Dichlorobenzene | ND | | 0.00100 | 1 | 05/19/2024 15:21 | WG2289016 |
| trans-1,4-Dichloro-2-butene | ND | UJ L2 | 0.00250 | 1 | 05/19/2024 15:21 | WG2289016 |
| Dichlorodifluoromethane | ND | | 0.00500 | 1 | 05/19/2024 15:21 | WG2289016 |
| 1,1-Dichloroethane | ND | | 0.00100 | 1 | 05/19/2024 15:21 | WG2289016 |
| 1,2-Dichloroethane | ND | | 0.00100 | 1 | 05/19/2024 15:21 | WG2289016 |
| 1,1-Dichloroethene | ND | | 0.00100 | 1 | 05/19/2024 15:21 | WG2289016 |
| cis-1,2-Dichloroethene | ND | | 0.00100 | 1 | 05/19/2024 15:21 | WG2289016 |

## Volatile Organic Compounds (GC/MS) by Method 8260B

| Analyte | Result mg/l | Qualifier | RDL mg/l | Dilution | Analysis date / time | Batch |
|---|---|---|---|---|---|---|
| trans-1,2-Dichloroethene | ND | | 0.00100 | 1 | 05/19/2024 15:21 | WG2289016 |
| 1,2-Dichloropropane | ND | | 0.00100 | 1 | 05/19/2024 15:21 | WG2289016 |
| cis-1,3-Dichloropropene | ND | | 0.00100 | 1 | 05/19/2024 15:21 | WG2289016 |
| trans-1,3-Dichloropropene | ND | | 0.00100 | 1 | 05/19/2024 15:21 | WG2289016 |
| Ethylbenzene | 0.0411 | | 0.00100 | 1 | 05/19/2024 15:21 | WG2289016 |
| Hexachloro-1,3-butadiene | ND | | 0.00100 | 1 | 05/19/2024 15:21 | WG2289016 |
| 2-Hexanone | ND | | 0.0100 | 1 | 05/19/2024 15:21 | WG2289016 |
| 2-Butanone (MEK) | ND | | 0.0100 | 1 | 05/19/2024 15:21 | WG2289016 |
| Iodomethane | ND | | 0.0100 | 1 | 05/19/2024 15:21 | WG2289016 |
| Methylene Chloride | ND | | 0.00500 | 1 | 05/19/2024 15:21 | WG2289016 |
| 4-Methyl-2-pentanone (MIBK) | ND | | 0.0100 | 1 | 05/19/2024 15:21 | WG2289016 |
| Naphthalene | 0.00776 | | 0.00500 | 1 | 05/19/2024 15:21 | WG2289016 |
| n-Propylbenzene | 0.00221 | | 0.00100 | 1 | 05/19/2024 15:21 | WG2289016 |
| Styrene | ND | | 0.00100 | 1 | 05/19/2024 15:21 | WG2289016 |
| 1,1,1,2-Tetrachloroethane | ND | | 0.00100 | 1 | 05/19/2024 15:21 | WG2289016 |
| 1,1,2,2-Tetrachloroethane | ND | | 0.00100 | 1 | 05/19/2024 15:21 | WG2289016 |
| 1,1,2-Trichlorotrifluoroethane | ND | | 0.00100 | 1 | 05/19/2024 15:21 | WG2289016 |
| Tetrachloroethene | ND | | 0.00100 | 1 | 05/19/2024 15:21 | WG2289016 |
| Toluene | ND | | 0.00100 | 1 | 05/19/2024 15:21 | WG2289016 |
| 1,2,4-Trichlorobenzene | ND | | 0.00100 | 1 | 05/19/2024 15:21 | WG2289016 |
| 1,1,1-Trichloroethane | ND | | 0.00100 | 1 | 05/19/2024 15:21 | WG2289016 |
| 1,1,2-Trichloroethane | ND | | 0.00100 | 1 | 05/19/2024 15:21 | WG2289016 |
| Trichloroethene | ND | | 0.00100 | 1 | 05/19/2024 15:21 | WG2289016 |
| Trichlorofluoromethane | ND | | 0.00500 | 1 | 05/19/2024 15:21 | WG2289016 |
| 1,2,3-Trichloropropane | ND | | 0.00250 | 1 | 05/19/2024 15:21 | WG2289016 |
| 1,2,4-Trimethylbenzene | 0.0574 | J M3 | 0.00100 | 1 | 05/19/2024 15:21 | WG2289016 |
| 1,3,5-Trimethylbenzene | 0.00481 | | 0.00100 | 1 | 05/19/2024 15:21 | WG2289016 |
| Vinyl acetate | ND | | 0.0100 | 1 | 05/19/2024 15:21 | WG2289016 |
| Vinyl chloride | ND | | 0.00100 | 1 | 05/19/2024 15:21 | WG2289016 |
| Xylenes, Total | 0.0215 | | 0.00300 | 1 | 05/19/2024 15:21 | WG2289016 |
| Di-isopropyl ether | ND | | 0.00100 | 1 | 05/19/2024 15:21 | WG2289016 |
| Ethanol | ND | | 0.100 | 1 | 05/19/2024 15:21 | WG2289016 |
| Ethyl tert-butyl ether | ND | | 0.00100 | 1 | 05/19/2024 15:21 | WG2289016 |
| Methyl tert-butyl ether | 0.00123 | | 0.00100 | 1 | 05/19/2024 15:21 | WG2289016 |
| tert-Butyl alcohol | ND | | 0.00500 | 1 | 05/19/2024 15:21 | WG2289016 |
| tert-Amyl Methyl Ether | ND | | 0.00100 | 1 | 05/19/2024 15:21 | WG2289016 |
| *(S) Toluene-d8* | *103* | | *80.0-120* | | *05/19/2024 15:21* | WG2289016 |
| *(S) 4-Bromofluorobenzene* | *109* | | *77.0-126* | | *05/19/2024 15:21* | WG2289016 |
| *(S) 1,2-Dichloroethane-d4* | *97.9* | | *70.0-130* | | *05/19/2024 15:21* | WG2289016 |

## Gravimetric Analysis by Method 2540 C-2011

| Analyte | Result mg/l | Qualifier | RDL mg/l | Dilution | Analysis date / time | Batch |
|---|---|---|---|---|---|---|
| Dissolved Solids | 793 | | 13.3 | 1 | 05/20/2024 11:49 | WG2287931 |

## Wet Chemistry by Method 9056A

| Analyte | Result mg/l | Qualifier | RDL mg/l | Dilution | Analysis date / time | Batch |
|---|---|---|---|---|---|---|
| Nitrate | 5.10 | | 0.100 | 1 | 05/16/2024 19:25 | WG2287860 |
| Nitrite | ND | | 0.100 | 1 | 05/16/2024 19:25 | WG2287860 |
| Sulfate | 303 | | 25.0 | 5 | 05/28/2024 12:27 | WG2292200 |

## Metals (ICP) by Method 6010D

| Analyte | Result mg/l | Qualifier | RDL mg/l | Dilution | Analysis date / time | Batch |
|---|---|---|---|---|---|---|
| Iron | ND | | 0.100 | 1 | 05/26/2024 18:46 | WG2290424 |

## Volatile Organic Compounds (GC) by Method RSK175

| Analyte | Result mg/l | Qualifier | RDL mg/l | Dilution | Analysis date / time | Batch |
|---|---|---|---|---|---|---|
| Methane | ND | | 0.0100 | 1 | 05/19/2024 15:16 | WG2287880 |
| Ethane | ND | | 0.0130 | 1 | 05/19/2024 15:16 | WG2287880 |
| Ethene | ND | | 0.0130 | 1 | 05/19/2024 15:16 | WG2287880 |

## Volatile Organic Compounds (GC/MS) by Method 8260B

| Analyte | Result mg/l | Qualifier | RDL mg/l | Dilution | Analysis date / time | Batch |
|---|---|---|---|---|---|---|
| Acetone | ND | ~~L1~~ | 0.0500 | 1 | 05/19/2024 15:43 | WG2289016 |
| Acrylonitrile | ND | | 0.0100 | 1 | 05/19/2024 15:43 | WG2289016 |
| Benzene | ND | | 0.00100 | 1 | 05/19/2024 15:43 | WG2289016 |
| Bromobenzene | ND | | 0.00100 | 1 | 05/19/2024 15:43 | WG2289016 |
| Bromochloromethane | ND | | 0.00100 | 1 | 05/19/2024 15:43 | WG2289016 |
| Bromodichloromethane | ND | | 0.00100 | 1 | 05/19/2024 15:43 | WG2289016 |
| Bromoform | ND | | 0.00100 | 1 | 05/19/2024 15:43 | WG2289016 |
| Bromomethane | ND | | 0.00500 | 1 | 05/19/2024 15:43 | WG2289016 |
| n-Butylbenzene | ND | | 0.00100 | 1 | 05/19/2024 15:43 | WG2289016 |
| sec-Butylbenzene | ND | | 0.00100 | 1 | 05/19/2024 15:43 | WG2289016 |
| tert-Butylbenzene | ND | | 0.00100 | 1 | 05/19/2024 15:43 | WG2289016 |
| Carbon tetrachloride | ND | | 0.00100 | 1 | 05/19/2024 15:43 | WG2289016 |
| Carbon disulfide | ND | | 0.00100 | 1 | 05/19/2024 15:43 | WG2289016 |
| Chlorobenzene | ND | | 0.00100 | 1 | 05/19/2024 15:43 | WG2289016 |
| Chlorodibromomethane | ND | | 0.00100 | 1 | 05/19/2024 15:43 | WG2289016 |
| Chloroethane | ND | | 0.00500 | 1 | 05/19/2024 15:43 | WG2289016 |
| Chloroform | ND | | 0.00500 | 1 | 05/19/2024 15:43 | WG2289016 |
| Chloromethane | ND | | 0.00250 | 1 | 05/19/2024 15:43 | WG2289016 |
| 1,2-Dibromo-3-Chloropropane | ND | | 0.00500 | 1 | 05/19/2024 15:43 | WG2289016 |
| 1,2-Dibromoethane | ND | | 0.00100 | 1 | 05/19/2024 15:43 | WG2289016 |
| Dibromomethane | ND | | 0.00100 | 1 | 05/19/2024 15:43 | WG2289016 |
| 1,2-Dichlorobenzene | ND | | 0.00100 | 1 | 05/19/2024 15:43 | WG2289016 |
| 1,3-Dichlorobenzene | ND | | 0.00100 | 1 | 05/19/2024 15:43 | WG2289016 |
| 1,4-Dichlorobenzene | ND | | 0.00100 | 1 | 05/19/2024 15:43 | WG2289016 |
| trans-1,4-Dichloro-2-butene | ND | UJ ~~L2~~ | 0.00250 | 1 | 05/19/2024 15:43 | WG2289016 |
| Dichlorodifluoromethane | ND | | 0.00500 | 1 | 05/19/2024 15:43 | WG2289016 |
| 1,1-Dichloroethane | ND | | 0.00100 | 1 | 05/19/2024 15:43 | WG2289016 |
| 1,2-Dichloroethane | ND | | 0.00100 | 1 | 05/19/2024 15:43 | WG2289016 |
| 1,1-Dichloroethene | ND | | 0.00100 | 1 | 05/19/2024 15:43 | WG2289016 |
| cis-1,2-Dichloroethene | ND | | 0.00100 | 1 | 05/19/2024 15:43 | WG2289016 |

## Volatile Organic Compounds (GC/MS) by Method 8260B

| Analyte | Result mg/l | Qualifier | RDL mg/l | Dilution | Analysis date / time | Batch |
|---|---|---|---|---|---|---|
| trans-1,2-Dichloroethene | ND | | 0.00100 | 1 | 05/19/2024 15:43 | WG2289016 |
| 1,2-Dichloropropane | ND | | 0.00100 | 1 | 05/19/2024 15:43 | WG2289016 |
| cis-1,3-Dichloropropene | ND | | 0.00100 | 1 | 05/19/2024 15:43 | WG2289016 |
| trans-1,3-Dichloropropene | ND | | 0.00100 | 1 | 05/19/2024 15:43 | WG2289016 |
| Ethylbenzene | ND | | 0.00100 | 1 | 05/19/2024 15:43 | WG2289016 |
| Hexachloro-1,3-butadiene | ND | | 0.00100 | 1 | 05/19/2024 15:43 | WG2289016 |
| 2-Hexanone | ND | | 0.0100 | 1 | 05/19/2024 15:43 | WG2289016 |
| 2-Butanone (MEK) | ND | | 0.0100 | 1 | 05/19/2024 15:43 | WG2289016 |
| Iodomethane | ND | | 0.0100 | 1 | 05/19/2024 15:43 | WG2289016 |
| Methylene Chloride | ND | | 0.00500 | 1 | 05/19/2024 15:43 | WG2289016 |
| 4-Methyl-2-pentanone (MIBK) | ND | | 0.0100 | 1 | 05/19/2024 15:43 | WG2289016 |
| Naphthalene | ND | | 0.00500 | 1 | 05/19/2024 15:43 | WG2289016 |
| n-Propylbenzene | ND | | 0.00100 | 1 | 05/19/2024 15:43 | WG2289016 |
| Styrene | ND | | 0.00100 | 1 | 05/19/2024 15:43 | WG2289016 |
| 1,1,1,2-Tetrachloroethane | ND | | 0.00100 | 1 | 05/19/2024 15:43 | WG2289016 |
| 1,1,2,2-Tetrachloroethane | ND | | 0.00100 | 1 | 05/19/2024 15:43 | WG2289016 |
| 1,1,2-Trichlorotrifluoroethane | ND | | 0.00100 | 1 | 05/19/2024 15:43 | WG2289016 |
| Tetrachloroethene | ND | | 0.00100 | 1 | 05/19/2024 15:43 | WG2289016 |
| Toluene | ND | | 0.00100 | 1 | 05/19/2024 15:43 | WG2289016 |
| 1,2,4-Trichlorobenzene | ND | | 0.00100 | 1 | 05/19/2024 15:43 | WG2289016 |
| 1,1,1-Trichloroethane | ND | | 0.00100 | 1 | 05/19/2024 15:43 | WG2289016 |
| 1,1,2-Trichloroethane | ND | | 0.00100 | 1 | 05/19/2024 15:43 | WG2289016 |
| Trichloroethene | ND | | 0.00100 | 1 | 05/19/2024 15:43 | WG2289016 |
| Trichlorofluoromethane | ND | | 0.00500 | 1 | 05/19/2024 15:43 | WG2289016 |
| 1,2,3-Trichloropropane | ND | | 0.00250 | 1 | 05/19/2024 15:43 | WG2289016 |
| 1,2,4-Trimethylbenzene | ND | | 0.00100 | 1 | 05/19/2024 15:43 | WG2289016 |
| 1,3,5-Trimethylbenzene | ND | | 0.00100 | 1 | 05/19/2024 15:43 | WG2289016 |
| Vinyl acetate | ND | | 0.0100 | 1 | 05/19/2024 15:43 | WG2289016 |
| Vinyl chloride | ND | | 0.00100 | 1 | 05/19/2024 15:43 | WG2289016 |
| Xylenes, Total | ND | | 0.00300 | 1 | 05/19/2024 15:43 | WG2289016 |
| Di-isopropyl ether | ND | | 0.00100 | 1 | 05/19/2024 15:43 | WG2289016 |
| Ethanol | ND | | 0.100 | 1 | 05/19/2024 15:43 | WG2289016 |
| Ethyl tert-butyl ether | ND | | 0.00100 | 1 | 05/19/2024 15:43 | WG2289016 |
| Methyl tert-butyl ether | ND | | 0.00100 | 1 | 05/19/2024 15:43 | WG2289016 |
| tert-Butyl alcohol | ND | | 0.00500 | 1 | 05/19/2024 15:43 | WG2289016 |
| tert-Amyl Methyl Ether | ND | | 0.00100 | 1 | 05/19/2024 15:43 | WG2289016 |
| *(S) Toluene-d8* | *105* | | *80.0-120* | | *05/19/2024 15:43* | WG2289016 |
| *(S) 4-Bromofluorobenzene* | *108* | | *77.0-126* | | *05/19/2024 15:43* | WG2289016 |
| *(S) 1,2-Dichloroethane-d4* | *100* | | *70.0-130* | | *05/19/2024 15:43* | WG2289016 |

1 Cp
2 Tc
3 Ss
4 Cn
5 Sr
6 Qc
7 Is
8 Gl
9 Al
10 Sc

## Gravimetric Analysis by Method 2540 C-2011

| Analyte | Result mg/l | Qualifier | RDL mg/l | Dilution | Analysis date / time | Batch |
|---|---|---|---|---|---|---|
| Dissolved Solids | 559 | | 10.0 | 1 | 05/20/2024 11:49 | WG2287931 |

## Wet Chemistry by Method 9056A

| Analyte | Result mg/l | Qualifier | RDL mg/l | Dilution | Analysis date / time | Batch |
|---|---|---|---|---|---|---|
| Nitrate | 1.08 | | 0.100 | 1 | 05/16/2024 19:41 | WG2287860 |
| Nitrite | 0.293 | | 0.100 | 1 | 05/16/2024 19:41 | WG2287860 |
| Sulfate | 159 | | 5.00 | 1 | 05/16/2024 19:41 | WG2287860 |

## Metals (ICP) by Method 6010D

| Analyte | Result mg/l | Qualifier | RDL mg/l | Dilution | Analysis date / time | Batch |
|---|---|---|---|---|---|---|
| Iron | ND | | 0.100 | 1 | 05/26/2024 18:48 | WG2290424 |

## Volatile Organic Compounds (GC) by Method RSK175

| Analyte | Result mg/l | Qualifier | RDL mg/l | Dilution | Analysis date / time | Batch |
|---|---|---|---|---|---|---|
| Methane | ND | | 0.0100 | 1 | 05/19/2024 15:19 | WG2287880 |
| Ethane | ND | | 0.0130 | 1 | 05/19/2024 15:19 | WG2287880 |
| Ethene | ND | | 0.0130 | 1 | 05/19/2024 15:19 | WG2287880 |

## Volatile Organic Compounds (GC/MS) by Method 8260B

| Analyte | Result mg/l | Qualifier | RDL mg/l | Dilution | Analysis date / time | Batch |
|---|---|---|---|---|---|---|
| Acetone | ND | ~~L1~~ | 0.0500 | 1 | 05/19/2024 16:06 | WG2289016 |
| Acrylonitrile | ND | | 0.0100 | 1 | 05/19/2024 16:06 | WG2289016 |
| Benzene | ND | | 0.00100 | 1 | 05/19/2024 16:06 | WG2289016 |
| Bromobenzene | ND | | 0.00100 | 1 | 05/19/2024 16:06 | WG2289016 |
| Bromochloromethane | ND | | 0.00100 | 1 | 05/19/2024 16:06 | WG2289016 |
| Bromodichloromethane | ND | | 0.00100 | 1 | 05/19/2024 16:06 | WG2289016 |
| Bromoform | ND | | 0.00100 | 1 | 05/19/2024 16:06 | WG2289016 |
| Bromomethane | ND | | 0.00500 | 1 | 05/19/2024 16:06 | WG2289016 |
| n-Butylbenzene | ND | | 0.00100 | 1 | 05/19/2024 16:06 | WG2289016 |
| sec-Butylbenzene | ND | | 0.00100 | 1 | 05/19/2024 16:06 | WG2289016 |
| tert-Butylbenzene | ND | | 0.00100 | 1 | 05/19/2024 16:06 | WG2289016 |
| Carbon tetrachloride | ND | | 0.00100 | 1 | 05/19/2024 16:06 | WG2289016 |
| Carbon disulfide | ND | | 0.00100 | 1 | 05/19/2024 16:06 | WG2289016 |
| Chlorobenzene | ND | | 0.00100 | 1 | 05/19/2024 16:06 | WG2289016 |
| Chlorodibromomethane | ND | | 0.00100 | 1 | 05/19/2024 16:06 | WG2289016 |
| Chloroethane | ND | | 0.00500 | 1 | 05/19/2024 16:06 | WG2289016 |
| Chloroform | ND | | 0.00500 | 1 | 05/19/2024 16:06 | WG2289016 |
| Chloromethane | ND | | 0.00250 | 1 | 05/19/2024 16:06 | WG2289016 |
| 1,2-Dibromo-3-Chloropropane | ND | | 0.00500 | 1 | 05/19/2024 16:06 | WG2289016 |
| 1,2-Dibromoethane | ND | | 0.00100 | 1 | 05/19/2024 16:06 | WG2289016 |
| Dibromomethane | ND | | 0.00100 | 1 | 05/19/2024 16:06 | WG2289016 |
| 1,2-Dichlorobenzene | ND | | 0.00100 | 1 | 05/19/2024 16:06 | WG2289016 |
| 1,3-Dichlorobenzene | ND | | 0.00100 | 1 | 05/19/2024 16:06 | WG2289016 |
| 1,4-Dichlorobenzene | ND | | 0.00100 | 1 | 05/19/2024 16:06 | WG2289016 |
| trans-1,4-Dichloro-2-butene | ND | UJ ~~L2~~ | 0.00250 | 1 | 05/19/2024 16:06 | WG2289016 |
| Dichlorodifluoromethane | ND | | 0.00500 | 1 | 05/19/2024 16:06 | WG2289016 |
| 1,1-Dichloroethane | ND | | 0.00100 | 1 | 05/19/2024 16:06 | WG2289016 |
| 1,2-Dichloroethane | ND | | 0.00100 | 1 | 05/19/2024 16:06 | WG2289016 |
| 1,1-Dichloroethene | ND | | 0.00100 | 1 | 05/19/2024 16:06 | WG2289016 |
| cis-1,2-Dichloroethene | ND | | 0.00100 | 1 | 05/19/2024 16:06 | WG2289016 |

## Volatile Organic Compounds (GC/MS) by Method 8260B

| Analyte | Result mg/l | Qualifier | RDL mg/l | Dilution | Analysis date / time | Batch |
|---|---|---|---|---|---|---|
| trans-1,2-Dichloroethene | ND | | 0.00100 | 1 | 05/19/2024 16:06 | WG2289016 |
| 1,2-Dichloropropane | ND | | 0.00100 | 1 | 05/19/2024 16:06 | WG2289016 |
| cis-1,3-Dichloropropene | ND | | 0.00100 | 1 | 05/19/2024 16:06 | WG2289016 |
| trans-1,3-Dichloropropene | ND | | 0.00100 | 1 | 05/19/2024 16:06 | WG2289016 |
| Ethylbenzene | ND | | 0.00100 | 1 | 05/19/2024 16:06 | WG2289016 |
| Hexachloro-1,3-butadiene | ND | | 0.00100 | 1 | 05/19/2024 16:06 | WG2289016 |
| 2-Hexanone | ND | | 0.0100 | 1 | 05/19/2024 16:06 | WG2289016 |
| 2-Butanone (MEK) | ND | | 0.0100 | 1 | 05/19/2024 16:06 | WG2289016 |
| Iodomethane | ND | | 0.0100 | 1 | 05/19/2024 16:06 | WG2289016 |
| Methylene Chloride | ND | | 0.00500 | 1 | 05/19/2024 16:06 | WG2289016 |
| 4-Methyl-2-pentanone (MIBK) | ND | | 0.0100 | 1 | 05/19/2024 16:06 | WG2289016 |
| Naphthalene | ND | | 0.00500 | 1 | 05/19/2024 16:06 | WG2289016 |
| n-Propylbenzene | ND | | 0.00100 | 1 | 05/19/2024 16:06 | WG2289016 |
| Styrene | ND | | 0.00100 | 1 | 05/19/2024 16:06 | WG2289016 |
| 1,1,1,2-Tetrachloroethane | ND | | 0.00100 | 1 | 05/19/2024 16:06 | WG2289016 |
| 1,1,2,2-Tetrachloroethane | ND | | 0.00100 | 1 | 05/19/2024 16:06 | WG2289016 |
| 1,1,2-Trichlorotrifluoroethane | ND | | 0.00100 | 1 | 05/19/2024 16:06 | WG2289016 |
| Tetrachloroethene | ND | | 0.00100 | 1 | 05/19/2024 16:06 | WG2289016 |
| Toluene | ND | | 0.00100 | 1 | 05/19/2024 16:06 | WG2289016 |
| 1,2,4-Trichlorobenzene | ND | | 0.00100 | 1 | 05/19/2024 16:06 | WG2289016 |
| 1,1,1-Trichloroethane | ND | | 0.00100 | 1 | 05/19/2024 16:06 | WG2289016 |
| 1,1,2-Trichloroethane | ND | | 0.00100 | 1 | 05/19/2024 16:06 | WG2289016 |
| Trichloroethene | ND | | 0.00100 | 1 | 05/19/2024 16:06 | WG2289016 |
| Trichlorofluoromethane | ND | | 0.00500 | 1 | 05/19/2024 16:06 | WG2289016 |
| 1,2,3-Trichloropropane | ND | | 0.00250 | 1 | 05/19/2024 16:06 | WG2289016 |
| 1,2,4-Trimethylbenzene | ND | | 0.00100 | 1 | 05/19/2024 16:06 | WG2289016 |
| 1,3,5-Trimethylbenzene | ND | | 0.00100 | 1 | 05/19/2024 16:06 | WG2289016 |
| Vinyl acetate | ND | | 0.0100 | 1 | 05/19/2024 16:06 | WG2289016 |
| Vinyl chloride | ND | | 0.00100 | 1 | 05/19/2024 16:06 | WG2289016 |
| Xylenes, Total | ND | | 0.00300 | 1 | 05/19/2024 16:06 | WG2289016 |
| Di-isopropyl ether | ND | | 0.00100 | 1 | 05/19/2024 16:06 | WG2289016 |
| Ethanol | ND | | 0.100 | 1 | 05/19/2024 16:06 | WG2289016 |
| Ethyl tert-butyl ether | ND | | 0.00100 | 1 | 05/19/2024 16:06 | WG2289016 |
| Methyl tert-butyl ether | 0.00223 | | 0.00100 | 1 | 05/19/2024 16:06 | WG2289016 |
| tert-Butyl alcohol | ND | | 0.00500 | 1 | 05/19/2024 16:06 | WG2289016 |
| tert-Amyl Methyl Ether | ND | | 0.00100 | 1 | 05/19/2024 16:06 | WG2289016 |
| *(S) Toluene-d8* | *103* | | *80.0-120* | | *05/19/2024 16:06* | WG2289016 |
| *(S) 4-Bromofluorobenzene* | *107* | | *77.0-126* | | *05/19/2024 16:06* | WG2289016 |
| *(S) 1,2-Dichloroethane-d4* | *98.7* | | *70.0-130* | | *05/19/2024 16:06* | WG2289016 |

1 Cp
2 Tc
3 Ss
4 Cn
5 Sr
6 Qc
7 Is
8 Gl
9 Al
10 Sc

## Gravimetric Analysis by Method 2540 C-2011

| Analyte | Result mg/l | Qualifier | RDL mg/l | Dilution | Analysis date / time | Batch |
|---|---|---|---|---|---|---|
| Dissolved Solids | 558 | | 10.0 | 1 | 05/20/2024 11:49 | WG2287931 |

## Wet Chemistry by Method 9056A

| Analyte | Result mg/l | Qualifier | RDL mg/l | Dilution | Analysis date / time | Batch |
|---|---|---|---|---|---|---|
| Nitrate | 1.00 | | 0.100 | 1 | 05/16/2024 19:56 | WG2287860 |
| Nitrite | 0.284 | | 0.100 | 1 | 05/16/2024 19:56 | WG2287860 |
| Sulfate | 158 | | 5.00 | 1 | 05/16/2024 19:56 | WG2287860 |

## Metals (ICP) by Method 6010D

| Analyte | Result mg/l | Qualifier | RDL mg/l | Dilution | Analysis date / time | Batch |
|---|---|---|---|---|---|---|
| Iron | ND | | 0.100 | 1 | 05/26/2024 18:49 | WG2290424 |

## Volatile Organic Compounds (GC) by Method RSK175

| Analyte | Result mg/l | Qualifier | RDL mg/l | Dilution | Analysis date / time | Batch |
|---|---|---|---|---|---|---|
| Methane | ND | | 0.0100 | 1 | 05/19/2024 15:27 | WG2287880 |
| Ethane | ND | | 0.0130 | 1 | 05/19/2024 15:27 | WG2287880 |
| Ethene | ND | | 0.0130 | 1 | 05/19/2024 15:27 | WG2287880 |

## Volatile Organic Compounds (GC/MS) by Method 8260B

| Analyte | Result mg/l | Qualifier | RDL mg/l | Dilution | Analysis date / time | Batch |
|---|---|---|---|---|---|---|
| Acetone | ND | L1 | 0.0500 | 1 | 05/19/2024 16:29 | WG2289016 |
| Acrylonitrile | ND | | 0.0100 | 1 | 05/19/2024 16:29 | WG2289016 |
| Benzene | ND | | 0.00100 | 1 | 05/19/2024 16:29 | WG2289016 |
| Bromobenzene | ND | | 0.00100 | 1 | 05/19/2024 16:29 | WG2289016 |
| Bromochloromethane | ND | | 0.00100 | 1 | 05/19/2024 16:29 | WG2289016 |
| Bromodichloromethane | ND | | 0.00100 | 1 | 05/19/2024 16:29 | WG2289016 |
| Bromoform | ND | | 0.00100 | 1 | 05/19/2024 16:29 | WG2289016 |
| Bromomethane | ND | | 0.00500 | 1 | 05/19/2024 16:29 | WG2289016 |
| n-Butylbenzene | ND | | 0.00100 | 1 | 05/19/2024 16:29 | WG2289016 |
| sec-Butylbenzene | ND | | 0.00100 | 1 | 05/19/2024 16:29 | WG2289016 |
| tert-Butylbenzene | ND | | 0.00100 | 1 | 05/19/2024 16:29 | WG2289016 |
| Carbon tetrachloride | ND | | 0.00100 | 1 | 05/19/2024 16:29 | WG2289016 |
| Carbon disulfide | ND | | 0.00100 | 1 | 05/19/2024 16:29 | WG2289016 |
| Chlorobenzene | ND | | 0.00100 | 1 | 05/19/2024 16:29 | WG2289016 |
| Chlorodibromomethane | ND | | 0.00100 | 1 | 05/19/2024 16:29 | WG2289016 |
| Chloroethane | ND | | 0.00500 | 1 | 05/19/2024 16:29 | WG2289016 |
| Chloroform | ND | | 0.00500 | 1 | 05/19/2024 16:29 | WG2289016 |
| Chloromethane | ND | | 0.00250 | 1 | 05/19/2024 16:29 | WG2289016 |
| 1,2-Dibromo-3-Chloropropane | ND | | 0.00500 | 1 | 05/19/2024 16:29 | WG2289016 |
| 1,2-Dibromoethane | ND | | 0.00100 | 1 | 05/19/2024 16:29 | WG2289016 |
| Dibromomethane | ND | | 0.00100 | 1 | 05/19/2024 16:29 | WG2289016 |
| 1,2-Dichlorobenzene | ND | | 0.00100 | 1 | 05/19/2024 16:29 | WG2289016 |
| 1,3-Dichlorobenzene | ND | | 0.00100 | 1 | 05/19/2024 16:29 | WG2289016 |
| 1,4-Dichlorobenzene | ND | | 0.00100 | 1 | 05/19/2024 16:29 | WG2289016 |
| trans-1,4-Dichloro-2-butene | ND | UJ L2 | 0.00250 | 1 | 05/19/2024 16:29 | WG2289016 |
| Dichlorodifluoromethane | ND | | 0.00500 | 1 | 05/19/2024 16:29 | WG2289016 |
| 1,1-Dichloroethane | ND | | 0.00100 | 1 | 05/19/2024 16:29 | WG2289016 |
| 1,2-Dichloroethane | ND | | 0.00100 | 1 | 05/19/2024 16:29 | WG2289016 |
| 1,1-Dichloroethene | ND | | 0.00100 | 1 | 05/19/2024 16:29 | WG2289016 |
| cis-1,2-Dichloroethene | ND | | 0.00100 | 1 | 05/19/2024 16:29 | WG2289016 |

## Volatile Organic Compounds (GC/MS) by Method 8260B

| Analyte | Result mg/l | Qualifier | RDL mg/l | Dilution | Analysis date / time | Batch |
|---|---|---|---|---|---|---|
| trans-1,2-Dichloroethene | ND | | 0.00100 | 1 | 05/19/2024 16:29 | WG2289016 |
| 1,2-Dichloropropane | ND | | 0.00100 | 1 | 05/19/2024 16:29 | WG2289016 |
| cis-1,3-Dichloropropene | ND | | 0.00100 | 1 | 05/19/2024 16:29 | WG2289016 |
| trans-1,3-Dichloropropene | ND | | 0.00100 | 1 | 05/19/2024 16:29 | WG2289016 |
| Ethylbenzene | ND | | 0.00100 | 1 | 05/19/2024 16:29 | WG2289016 |
| Hexachloro-1,3-butadiene | ND | | 0.00100 | 1 | 05/19/2024 16:29 | WG2289016 |
| 2-Hexanone | ND | | 0.0100 | 1 | 05/19/2024 16:29 | WG2289016 |
| 2-Butanone (MEK) | ND | | 0.0100 | 1 | 05/19/2024 16:29 | WG2289016 |
| Iodomethane | ND | | 0.0100 | 1 | 05/19/2024 16:29 | WG2289016 |
| Methylene Chloride | ND | | 0.00500 | 1 | 05/19/2024 16:29 | WG2289016 |
| 4-Methyl-2-pentanone (MIBK) | ND | | 0.0100 | 1 | 05/19/2024 16:29 | WG2289016 |
| Naphthalene | ND | | 0.00500 | 1 | 05/19/2024 16:29 | WG2289016 |
| n-Propylbenzene | ND | | 0.00100 | 1 | 05/19/2024 16:29 | WG2289016 |
| Styrene | ND | | 0.00100 | 1 | 05/19/2024 16:29 | WG2289016 |
| 1,1,1,2-Tetrachloroethane | ND | | 0.00100 | 1 | 05/19/2024 16:29 | WG2289016 |
| 1,1,2,2-Tetrachloroethane | ND | | 0.00100 | 1 | 05/19/2024 16:29 | WG2289016 |
| 1,1,2-Trichlorotrifluoroethane | ND | | 0.00100 | 1 | 05/19/2024 16:29 | WG2289016 |
| Tetrachloroethene | ND | | 0.00100 | 1 | 05/19/2024 16:29 | WG2289016 |
| Toluene | ND | | 0.00100 | 1 | 05/19/2024 16:29 | WG2289016 |
| 1,2,4-Trichlorobenzene | ND | | 0.00100 | 1 | 05/19/2024 16:29 | WG2289016 |
| 1,1,1-Trichloroethane | ND | | 0.00100 | 1 | 05/19/2024 16:29 | WG2289016 |
| 1,1,2-Trichloroethane | ND | | 0.00100 | 1 | 05/19/2024 16:29 | WG2289016 |
| Trichloroethene | ND | | 0.00100 | 1 | 05/19/2024 16:29 | WG2289016 |
| Trichlorofluoromethane | ND | | 0.00500 | 1 | 05/19/2024 16:29 | WG2289016 |
| 1,2,3-Trichloropropane | ND | | 0.00250 | 1 | 05/19/2024 16:29 | WG2289016 |
| 1,2,4-Trimethylbenzene | ND | | 0.00100 | 1 | 05/19/2024 16:29 | WG2289016 |
| 1,3,5-Trimethylbenzene | ND | | 0.00100 | 1 | 05/19/2024 16:29 | WG2289016 |
| Vinyl acetate | ND | | 0.0100 | 1 | 05/19/2024 16:29 | WG2289016 |
| Vinyl chloride | ND | | 0.00100 | 1 | 05/19/2024 16:29 | WG2289016 |
| Xylenes, Total | ND | | 0.00300 | 1 | 05/19/2024 16:29 | WG2289016 |
| Di-isopropyl ether | ND | | 0.00100 | 1 | 05/19/2024 16:29 | WG2289016 |
| Ethanol | ND | | 0.100 | 1 | 05/19/2024 16:29 | WG2289016 |
| Ethyl tert-butyl ether | ND | | 0.00100 | 1 | 05/19/2024 16:29 | WG2289016 |
| Methyl tert-butyl ether | 0.00221 | | 0.00100 | 1 | 05/19/2024 16:29 | WG2289016 |
| tert-Butyl alcohol | ND | | 0.00500 | 1 | 05/19/2024 16:29 | WG2289016 |
| tert-Amyl Methyl Ether | ND | | 0.00100 | 1 | 05/19/2024 16:29 | WG2289016 |
| *(S) Toluene-d8* | *106* | | *80.0-120* | | *05/19/2024 16:29* | WG2289016 |
| *(S) 4-Bromofluorobenzene* | *106* | | *77.0-126* | | *05/19/2024 16:29* | WG2289016 |
| *(S) 1,2-Dichloroethane-d4* | *98.3* | | *70.0-130* | | *05/19/2024 16:29* | WG2289016 |

1 Cp
2 Tc
3 Ss
4 Cn
5 Sr
6 Qc
7 Is
8 Gl
9 Al
10 Sc

## Gravimetric Analysis by Method 2540 C-2011

| Analyte | Result mg/l | Qualifier | RDL mg/l | Dilution | Analysis date / time | Batch |
|---|---|---|---|---|---|---|
| Dissolved Solids | 440 | | 10.0 | 1 | 05/20/2024 11:49 | WG2287931 |

## Wet Chemistry by Method 9056A

| Analyte | Result mg/l | Qualifier | RDL mg/l | Dilution | Analysis date / time | Batch |
|---|---|---|---|---|---|---|
| Nitrate | 2.56 | | 0.100 | 1 | 05/16/2024 20:12 | WG2287860 |
| Nitrite | 0.112 | | 0.100 | 1 | 05/16/2024 20:12 | WG2287860 |
| Sulfate | 105 | | 5.00 | 1 | 05/16/2024 20:12 | WG2287860 |

## Metals (ICP) by Method 6010D

| Analyte | Result mg/l | Qualifier | RDL mg/l | Dilution | Analysis date / time | Batch |
|---|---|---|---|---|---|---|
| Iron | 1.43 | | 0.100 | 1 | 05/26/2024 18:05 | WG2290424 |

## Volatile Organic Compounds (GC) by Method RSK175

| Analyte | Result mg/l | Qualifier | RDL mg/l | Dilution | Analysis date / time | Batch |
|---|---|---|---|---|---|---|
| Methane | ND | | 0.0100 | 1 | 05/19/2024 15:31 | WG2287880 |
| Ethane | ND | | 0.0130 | 1 | 05/19/2024 15:31 | WG2287880 |
| Ethene | ND | | 0.0130 | 1 | 05/19/2024 15:31 | WG2287880 |

## Volatile Organic Compounds (GC/MS) by Method 8260B

| Analyte | Result mg/l | Qualifier | RDL mg/l | Dilution | Analysis date / time | Batch |
|---|---|---|---|---|---|---|
| Acetone | ND | ~~L1~~ | 0.0500 | 1 | 05/19/2024 16:52 | WG2289016 |
| Acrylonitrile | ND | | 0.0100 | 1 | 05/19/2024 16:52 | WG2289016 |
| Benzene | ND | | 0.00100 | 1 | 05/19/2024 16:52 | WG2289016 |
| Bromobenzene | ND | | 0.00100 | 1 | 05/19/2024 16:52 | WG2289016 |
| Bromochloromethane | ND | | 0.00100 | 1 | 05/19/2024 16:52 | WG2289016 |
| Bromodichloromethane | ND | | 0.00100 | 1 | 05/19/2024 16:52 | WG2289016 |
| Bromoform | ND | | 0.00100 | 1 | 05/19/2024 16:52 | WG2289016 |
| Bromomethane | ND | | 0.00500 | 1 | 05/19/2024 16:52 | WG2289016 |
| n-Butylbenzene | ND | | 0.00100 | 1 | 05/19/2024 16:52 | WG2289016 |
| sec-Butylbenzene | ND | | 0.00100 | 1 | 05/19/2024 16:52 | WG2289016 |
| tert-Butylbenzene | ND | | 0.00100 | 1 | 05/19/2024 16:52 | WG2289016 |
| Carbon tetrachloride | ND | | 0.00100 | 1 | 05/19/2024 16:52 | WG2289016 |
| Carbon disulfide | ND | | 0.00100 | 1 | 05/19/2024 16:52 | WG2289016 |
| Chlorobenzene | ND | | 0.00100 | 1 | 05/19/2024 16:52 | WG2289016 |
| Chlorodibromomethane | ND | | 0.00100 | 1 | 05/19/2024 16:52 | WG2289016 |
| Chloroethane | ND | | 0.00500 | 1 | 05/19/2024 16:52 | WG2289016 |
| Chloroform | ND | | 0.00500 | 1 | 05/19/2024 16:52 | WG2289016 |
| Chloromethane | ND | | 0.00250 | 1 | 05/19/2024 16:52 | WG2289016 |
| 1,2-Dibromo-3-Chloropropane | ND | | 0.00500 | 1 | 05/19/2024 16:52 | WG2289016 |
| 1,2-Dibromoethane | ND | | 0.00100 | 1 | 05/19/2024 16:52 | WG2289016 |
| Dibromomethane | ND | | 0.00100 | 1 | 05/19/2024 16:52 | WG2289016 |
| 1,2-Dichlorobenzene | ND | | 0.00100 | 1 | 05/19/2024 16:52 | WG2289016 |
| 1,3-Dichlorobenzene | ND | | 0.00100 | 1 | 05/19/2024 16:52 | WG2289016 |
| 1,4-Dichlorobenzene | ND | | 0.00100 | 1 | 05/19/2024 16:52 | WG2289016 |
| trans-1,4-Dichloro-2-butene | ND | UJ ~~L2~~ | 0.00250 | 1 | 05/19/2024 16:52 | WG2289016 |
| Dichlorodifluoromethane | ND | | 0.00500 | 1 | 05/19/2024 16:52 | WG2289016 |
| 1,1-Dichloroethane | ND | | 0.00100 | 1 | 05/19/2024 16:52 | WG2289016 |
| 1,2-Dichloroethane | ND | | 0.00100 | 1 | 05/19/2024 16:52 | WG2289016 |
| 1,1-Dichloroethene | ND | | 0.00100 | 1 | 05/19/2024 16:52 | WG2289016 |
| cis-1,2-Dichloroethene | ND | | 0.00100 | 1 | 05/19/2024 16:52 | WG2289016 |

## Volatile Organic Compounds (GC/MS) by Method 8260B

| Analyte | Result mg/l | Qualifier | RDL mg/l | Dilution | Analysis date / time | Batch |
|---|---|---|---|---|---|---|
| trans-1,2-Dichloroethene | ND | | 0.00100 | 1 | 05/19/2024 16:52 | WG2289016 |
| 1,2-Dichloropropane | ND | | 0.00100 | 1 | 05/19/2024 16:52 | WG2289016 |
| cis-1,3-Dichloropropene | ND | | 0.00100 | 1 | 05/19/2024 16:52 | WG2289016 |
| trans-1,3-Dichloropropene | ND | | 0.00100 | 1 | 05/19/2024 16:52 | WG2289016 |
| Ethylbenzene | ND | | 0.00100 | 1 | 05/19/2024 16:52 | WG2289016 |
| Hexachloro-1,3-butadiene | ND | | 0.00100 | 1 | 05/19/2024 16:52 | WG2289016 |
| 2-Hexanone | ND | | 0.0100 | 1 | 05/19/2024 16:52 | WG2289016 |
| 2-Butanone (MEK) | ND | | 0.0100 | 1 | 05/19/2024 16:52 | WG2289016 |
| Iodomethane | ND | | 0.0100 | 1 | 05/19/2024 16:52 | WG2289016 |
| Methylene Chloride | ND | | 0.00500 | 1 | 05/19/2024 16:52 | WG2289016 |
| 4-Methyl-2-pentanone (MIBK) | ND | | 0.0100 | 1 | 05/19/2024 16:52 | WG2289016 |
| Naphthalene | ND | | 0.00500 | 1 | 05/19/2024 16:52 | WG2289016 |
| n-Propylbenzene | ND | | 0.00100 | 1 | 05/19/2024 16:52 | WG2289016 |
| Styrene | ND | | 0.00100 | 1 | 05/19/2024 16:52 | WG2289016 |
| 1,1,1,2-Tetrachloroethane | ND | | 0.00100 | 1 | 05/19/2024 16:52 | WG2289016 |
| 1,1,2,2-Tetrachloroethane | ND | | 0.00100 | 1 | 05/19/2024 16:52 | WG2289016 |
| 1,1,2-Trichlorotrifluoroethane | ND | | 0.00100 | 1 | 05/19/2024 16:52 | WG2289016 |
| Tetrachloroethene | ND | | 0.00100 | 1 | 05/19/2024 16:52 | WG2289016 |
| Toluene | ND | | 0.00100 | 1 | 05/19/2024 16:52 | WG2289016 |
| 1,2,4-Trichlorobenzene | ND | | 0.00100 | 1 | 05/19/2024 16:52 | WG2289016 |
| 1,1,1-Trichloroethane | ND | | 0.00100 | 1 | 05/19/2024 16:52 | WG2289016 |
| 1,1,2-Trichloroethane | ND | | 0.00100 | 1 | 05/19/2024 16:52 | WG2289016 |
| Trichloroethene | ND | | 0.00100 | 1 | 05/19/2024 16:52 | WG2289016 |
| Trichlorofluoromethane | ND | | 0.00500 | 1 | 05/19/2024 16:52 | WG2289016 |
| 1,2,3-Trichloropropane | ND | | 0.00250 | 1 | 05/19/2024 16:52 | WG2289016 |
| 1,2,4-Trimethylbenzene | ND | | 0.00100 | 1 | 05/19/2024 16:52 | WG2289016 |
| 1,3,5-Trimethylbenzene | ND | | 0.00100 | 1 | 05/19/2024 16:52 | WG2289016 |
| Vinyl acetate | ND | | 0.0100 | 1 | 05/19/2024 16:52 | WG2289016 |
| Vinyl chloride | ND | | 0.00100 | 1 | 05/19/2024 16:52 | WG2289016 |
| Xylenes, Total | ND | | 0.00300 | 1 | 05/19/2024 16:52 | WG2289016 |
| Di-isopropyl ether | ND | | 0.00100 | 1 | 05/19/2024 16:52 | WG2289016 |
| Ethanol | ND | | 0.100 | 1 | 05/19/2024 16:52 | WG2289016 |
| Ethyl tert-butyl ether | ND | | 0.00100 | 1 | 05/19/2024 16:52 | WG2289016 |
| Methyl tert-butyl ether | ND | | 0.00100 | 1 | 05/19/2024 16:52 | WG2289016 |
| tert-Butyl alcohol | ND | | 0.00500 | 1 | 05/19/2024 16:52 | WG2289016 |
| tert-Amyl Methyl Ether | ND | | 0.00100 | 1 | 05/19/2024 16:52 | WG2289016 |
| *(S) Toluene-d8* | *108* | | *80.0-120* | | *05/19/2024 16:52* | WG2289016 |
| *(S) 4-Bromofluorobenzene* | *111* | | *77.0-126* | | *05/19/2024 16:52* | WG2289016 |
| *(S) 1,2-Dichloroethane-d4* | *99.6* | | *70.0-130* | | *05/19/2024 16:52* | WG2289016 |

## Gravimetric Analysis by Method 2540 C-2011

| Analyte | Result mg/l | Qualifier | RDL mg/l | Dilution | Analysis date / time | Batch |
|---|---|---|---|---|---|---|
| Dissolved Solids | 331 | | 10.0 | 1 | 05/20/2024 11:49 | WG2287931 |

## Wet Chemistry by Method 9056A

| Analyte | Result mg/l | Qualifier | RDL mg/l | Dilution | Analysis date / time | Batch |
|---|---|---|---|---|---|---|
| Nitrate | 2.31 | | 0.100 | 1 | 05/16/2024 20:28 | WG2287860 |
| Nitrite | ND | | 0.100 | 1 | 05/16/2024 20:28 | WG2287860 |
| Sulfate | 59.5 | | 5.00 | 1 | 05/16/2024 20:28 | WG2287860 |

## Metals (ICP) by Method 6010D

| Analyte | Result mg/l | Qualifier | RDL mg/l | Dilution | Analysis date / time | Batch |
|---|---|---|---|---|---|---|
| Iron | ND | | 0.100 | 1 | 05/26/2024 18:06 | WG2290424 |

## Volatile Organic Compounds (GC) by Method RSK175

| Analyte | Result mg/l | Qualifier | RDL mg/l | Dilution | Analysis date / time | Batch |
|---|---|---|---|---|---|---|
| Methane | ND | | 0.0100 | 1 | 05/20/2024 11:34 | WG2289407 |
| Ethane | ND | | 0.0130 | 1 | 05/20/2024 11:34 | WG2289407 |
| Ethene | ND | | 0.0130 | 1 | 05/20/2024 11:34 | WG2289407 |

## Volatile Organic Compounds (GC/MS) by Method 8260B

| Analyte | Result mg/l | Qualifier | RDL mg/l | Dilution | Analysis date / time | Batch |
|---|---|---|---|---|---|---|
| Acetone | ND | ~~L1~~ | 0.0500 | 1 | 05/19/2024 17:15 | WG2289016 |
| Acrylonitrile | ND | | 0.0100 | 1 | 05/19/2024 17:15 | WG2289016 |
| Benzene | ND | | 0.00100 | 1 | 05/19/2024 17:15 | WG2289016 |
| Bromobenzene | ND | | 0.00100 | 1 | 05/19/2024 17:15 | WG2289016 |
| Bromochloromethane | ND | | 0.00100 | 1 | 05/19/2024 17:15 | WG2289016 |
| Bromodichloromethane | ND | | 0.00100 | 1 | 05/19/2024 17:15 | WG2289016 |
| Bromoform | ND | | 0.00100 | 1 | 05/19/2024 17:15 | WG2289016 |
| Bromomethane | ND | | 0.00500 | 1 | 05/19/2024 17:15 | WG2289016 |
| n-Butylbenzene | ND | | 0.00100 | 1 | 05/19/2024 17:15 | WG2289016 |
| sec-Butylbenzene | ND | | 0.00100 | 1 | 05/19/2024 17:15 | WG2289016 |
| tert-Butylbenzene | ND | | 0.00100 | 1 | 05/19/2024 17:15 | WG2289016 |
| Carbon tetrachloride | ND | | 0.00100 | 1 | 05/19/2024 17:15 | WG2289016 |
| Carbon disulfide | ND | | 0.00100 | 1 | 05/19/2024 17:15 | WG2289016 |
| Chlorobenzene | ND | | 0.00100 | 1 | 05/19/2024 17:15 | WG2289016 |
| Chlorodibromomethane | ND | | 0.00100 | 1 | 05/19/2024 17:15 | WG2289016 |
| Chloroethane | ND | | 0.00500 | 1 | 05/19/2024 17:15 | WG2289016 |
| Chloroform | ND | | 0.00500 | 1 | 05/19/2024 17:15 | WG2289016 |
| Chloromethane | ND | | 0.00250 | 1 | 05/19/2024 17:15 | WG2289016 |
| 1,2-Dibromo-3-Chloropropane | ND | | 0.00500 | 1 | 05/19/2024 17:15 | WG2289016 |
| 1,2-Dibromoethane | ND | | 0.00100 | 1 | 05/19/2024 17:15 | WG2289016 |
| Dibromomethane | ND | | 0.00100 | 1 | 05/19/2024 17:15 | WG2289016 |
| 1,2-Dichlorobenzene | ND | | 0.00100 | 1 | 05/19/2024 17:15 | WG2289016 |
| 1,3-Dichlorobenzene | ND | | 0.00100 | 1 | 05/19/2024 17:15 | WG2289016 |
| 1,4-Dichlorobenzene | ND | | 0.00100 | 1 | 05/19/2024 17:15 | WG2289016 |
| trans-1,4-Dichloro-2-butene | ND | UJ ~~L2~~ | 0.00250 | 1 | 05/19/2024 17:15 | WG2289016 |
| Dichlorodifluoromethane | ND | | 0.00500 | 1 | 05/19/2024 17:15 | WG2289016 |
| 1,1-Dichloroethane | ND | | 0.00100 | 1 | 05/19/2024 17:15 | WG2289016 |
| 1,2-Dichloroethane | ND | | 0.00100 | 1 | 05/19/2024 17:15 | WG2289016 |
| 1,1-Dichloroethene | ND | | 0.00100 | 1 | 05/19/2024 17:15 | WG2289016 |
| cis-1,2-Dichloroethene | ND | | 0.00100 | 1 | 05/19/2024 17:15 | WG2289016 |

## Volatile Organic Compounds (GC/MS) by Method 8260B

| Analyte | Result mg/l | Qualifier | RDL mg/l | Dilution | Analysis date / time | Batch |
|---|---|---|---|---|---|---|
| trans-1,2-Dichloroethene | ND | | 0.00100 | 1 | 05/19/2024 17:15 | WG2289016 |
| 1,2-Dichloropropane | ND | | 0.00100 | 1 | 05/19/2024 17:15 | WG2289016 |
| cis-1,3-Dichloropropene | ND | | 0.00100 | 1 | 05/19/2024 17:15 | WG2289016 |
| trans-1,3-Dichloropropene | ND | | 0.00100 | 1 | 05/19/2024 17:15 | WG2289016 |
| Ethylbenzene | ND | | 0.00100 | 1 | 05/19/2024 17:15 | WG2289016 |
| Hexachloro-1,3-butadiene | ND | | 0.00100 | 1 | 05/19/2024 17:15 | WG2289016 |
| 2-Hexanone | ND | | 0.0100 | 1 | 05/19/2024 17:15 | WG2289016 |
| 2-Butanone (MEK) | ND | | 0.0100 | 1 | 05/19/2024 17:15 | WG2289016 |
| Iodomethane | ND | | 0.0100 | 1 | 05/19/2024 17:15 | WG2289016 |
| Methylene Chloride | ND | | 0.00500 | 1 | 05/19/2024 17:15 | WG2289016 |
| 4-Methyl-2-pentanone (MIBK) | ND | | 0.0100 | 1 | 05/19/2024 17:15 | WG2289016 |
| Naphthalene | ND | | 0.00500 | 1 | 05/19/2024 17:15 | WG2289016 |
| n-Propylbenzene | ND | | 0.00100 | 1 | 05/19/2024 17:15 | WG2289016 |
| Styrene | ND | | 0.00100 | 1 | 05/19/2024 17:15 | WG2289016 |
| 1,1,1,2-Tetrachloroethane | ND | | 0.00100 | 1 | 05/19/2024 17:15 | WG2289016 |
| 1,1,2,2-Tetrachloroethane | ND | | 0.00100 | 1 | 05/19/2024 17:15 | WG2289016 |
| 1,1,2-Trichlorotrifluoroethane | ND | | 0.00100 | 1 | 05/19/2024 17:15 | WG2289016 |
| Tetrachloroethene | ND | | 0.00100 | 1 | 05/19/2024 17:15 | WG2289016 |
| Toluene | ND | | 0.00100 | 1 | 05/19/2024 17:15 | WG2289016 |
| 1,2,4-Trichlorobenzene | ND | | 0.00100 | 1 | 05/19/2024 17:15 | WG2289016 |
| 1,1,1-Trichloroethane | ND | | 0.00100 | 1 | 05/19/2024 17:15 | WG2289016 |
| 1,1,2-Trichloroethane | ND | | 0.00100 | 1 | 05/19/2024 17:15 | WG2289016 |
| Trichloroethene | ND | | 0.00100 | 1 | 05/19/2024 17:15 | WG2289016 |
| Trichlorofluoromethane | ND | | 0.00500 | 1 | 05/19/2024 17:15 | WG2289016 |
| 1,2,3-Trichloropropane | ND | | 0.00250 | 1 | 05/19/2024 17:15 | WG2289016 |
| 1,2,4-Trimethylbenzene | ND | | 0.00100 | 1 | 05/19/2024 17:15 | WG2289016 |
| 1,3,5-Trimethylbenzene | ND | | 0.00100 | 1 | 05/19/2024 17:15 | WG2289016 |
| Vinyl acetate | ND | | 0.0100 | 1 | 05/19/2024 17:15 | WG2289016 |
| Vinyl chloride | ND | | 0.00100 | 1 | 05/19/2024 17:15 | WG2289016 |
| Xylenes, Total | ND | | 0.00300 | 1 | 05/19/2024 17:15 | WG2289016 |
| Di-isopropyl ether | ND | | 0.00100 | 1 | 05/19/2024 17:15 | WG2289016 |
| Ethanol | ND | | 0.100 | 1 | 05/19/2024 17:15 | WG2289016 |
| Ethyl tert-butyl ether | ND | | 0.00100 | 1 | 05/19/2024 17:15 | WG2289016 |
| Methyl tert-butyl ether | ND | | 0.00100 | 1 | 05/19/2024 17:15 | WG2289016 |
| tert-Butyl alcohol | ND | | 0.00500 | 1 | 05/19/2024 17:15 | WG2289016 |
| tert-Amyl Methyl Ether | ND | | 0.00100 | 1 | 05/19/2024 17:15 | WG2289016 |
| *(S) Toluene-d8* | *104* | | *80.0-120* | | *05/19/2024 17:15* | WG2289016 |
| *(S) 4-Bromofluorobenzene* | *106* | | *77.0-126* | | *05/19/2024 17:15* | WG2289016 |
| *(S) 1,2-Dichloroethane-d4* | *101* | | *70.0-130* | | *05/19/2024 17:15* | WG2289016 |

1 Cp
2 Tc
3 Ss
4 Cn
5 Sr
6 Qc
7 Is
8 Gl
9 Al
10 Sc

## Volatile Organic Compounds (GC/MS) by Method 8260B

| Analyte | Result mg/l | Qualifier | RDL mg/l | Dilution | Analysis date / time | Batch |
|---|---|---|---|---|---|---|
| Acetone | ND | L1 | 0.0500 | 1 | 05/19/2024 10:47 | WG2289016 |
| Acrylonitrile | ND | | 0.0100 | 1 | 05/19/2024 10:47 | WG2289016 |
| Benzene | ND | | 0.00100 | 1 | 05/19/2024 10:47 | WG2289016 |
| Bromobenzene | ND | | 0.00100 | 1 | 05/19/2024 10:47 | WG2289016 |
| Bromochloromethane | ND | | 0.00100 | 1 | 05/19/2024 10:47 | WG2289016 |
| Bromodichloromethane | ND | | 0.00100 | 1 | 05/19/2024 10:47 | WG2289016 |
| Bromoform | ND | | 0.00100 | 1 | 05/19/2024 10:47 | WG2289016 |
| Bromomethane | ND | | 0.00500 | 1 | 05/19/2024 10:47 | WG2289016 |
| n-Butylbenzene | ND | | 0.00100 | 1 | 05/19/2024 10:47 | WG2289016 |
| sec-Butylbenzene | ND | | 0.00100 | 1 | 05/19/2024 10:47 | WG2289016 |
| tert-Butylbenzene | ND | | 0.00100 | 1 | 05/19/2024 10:47 | WG2289016 |
| Carbon tetrachloride | ND | | 0.00100 | 1 | 05/19/2024 10:47 | WG2289016 |
| Carbon disulfide | ND | | 0.00100 | 1 | 05/19/2024 10:47 | WG2289016 |
| Chlorobenzene | ND | | 0.00100 | 1 | 05/19/2024 10:47 | WG2289016 |
| Chlorodibromomethane | ND | | 0.00100 | 1 | 05/19/2024 10:47 | WG2289016 |
| Chloroethane | ND | | 0.00500 | 1 | 05/19/2024 10:47 | WG2289016 |
| Chloroform | ND | | 0.00500 | 1 | 05/19/2024 10:47 | WG2289016 |
| Chloromethane | ND | | 0.00250 | 1 | 05/19/2024 10:47 | WG2289016 |
| 1,2-Dibromo-3-Chloropropane | ND | | 0.00500 | 1 | 05/19/2024 10:47 | WG2289016 |
| 1,2-Dibromoethane | ND | | 0.00100 | 1 | 05/19/2024 10:47 | WG2289016 |
| Dibromomethane | ND | | 0.00100 | 1 | 05/19/2024 10:47 | WG2289016 |
| 1,2-Dichlorobenzene | ND | | 0.00100 | 1 | 05/19/2024 10:47 | WG2289016 |
| 1,3-Dichlorobenzene | ND | | 0.00100 | 1 | 05/19/2024 10:47 | WG2289016 |
| 1,4-Dichlorobenzene | ND | | 0.00100 | 1 | 05/19/2024 10:47 | WG2289016 |
| trans-1,4-Dichloro-2-butene | ND | UJ L2 | 0.00250 | 1 | 05/19/2024 10:47 | WG2289016 |
| Dichlorodifluoromethane | ND | | 0.00500 | 1 | 05/19/2024 10:47 | WG2289016 |
| 1,1-Dichloroethane | ND | | 0.00100 | 1 | 05/19/2024 10:47 | WG2289016 |
| 1,2-Dichloroethane | ND | | 0.00100 | 1 | 05/19/2024 10:47 | WG2289016 |
| 1,1-Dichloroethene | ND | | 0.00100 | 1 | 05/19/2024 10:47 | WG2289016 |
| cis-1,2-Dichloroethene | ND | | 0.00100 | 1 | 05/19/2024 10:47 | WG2289016 |
| trans-1,2-Dichloroethene | ND | | 0.00100 | 1 | 05/19/2024 10:47 | WG2289016 |
| 1,2-Dichloropropane | ND | | 0.00100 | 1 | 05/19/2024 10:47 | WG2289016 |
| cis-1,3-Dichloropropene | ND | | 0.00100 | 1 | 05/19/2024 10:47 | WG2289016 |
| trans-1,3-Dichloropropene | ND | | 0.00100 | 1 | 05/19/2024 10:47 | WG2289016 |
| Ethylbenzene | ND | | 0.00100 | 1 | 05/19/2024 10:47 | WG2289016 |
| Hexachloro-1,3-butadiene | ND | | 0.00100 | 1 | 05/19/2024 10:47 | WG2289016 |
| 2-Hexanone | ND | | 0.0100 | 1 | 05/19/2024 10:47 | WG2289016 |
| 2-Butanone (MEK) | ND | | 0.0100 | 1 | 05/19/2024 10:47 | WG2289016 |
| Iodomethane | ND | | 0.0100 | 1 | 05/19/2024 10:47 | WG2289016 |
| Methylene Chloride | ND | | 0.00500 | 1 | 05/19/2024 10:47 | WG2289016 |
| 4-Methyl-2-pentanone (MIBK) | ND | | 0.0100 | 1 | 05/19/2024 10:47 | WG2289016 |
| Naphthalene | ND | | 0.00500 | 1 | 05/19/2024 10:47 | WG2289016 |
| n-Propylbenzene | ND | | 0.00100 | 1 | 05/19/2024 10:47 | WG2289016 |
| Styrene | ND | | 0.00100 | 1 | 05/19/2024 10:47 | WG2289016 |
| 1,1,1,2-Tetrachloroethane | ND | | 0.00100 | 1 | 05/19/2024 10:47 | WG2289016 |
| 1,1,2,2-Tetrachloroethane | ND | | 0.00100 | 1 | 05/19/2024 10:47 | WG2289016 |
| 1,1,2-Trichlorotrifluoroethane | ND | | 0.00100 | 1 | 05/19/2024 10:47 | WG2289016 |
| Tetrachloroethene | ND | | 0.00100 | 1 | 05/19/2024 10:47 | WG2289016 |
| Toluene | ND | | 0.00100 | 1 | 05/19/2024 10:47 | WG2289016 |
| 1,2,4-Trichlorobenzene | ND | | 0.00100 | 1 | 05/19/2024 10:47 | WG2289016 |
| 1,1,1-Trichloroethane | ND | | 0.00100 | 1 | 05/19/2024 10:47 | WG2289016 |
| 1,1,2-Trichloroethane | ND | | 0.00100 | 1 | 05/19/2024 10:47 | WG2289016 |
| Trichloroethene | ND | | 0.00100 | 1 | 05/19/2024 10:47 | WG2289016 |
| Trichlorofluoromethane | ND | | 0.00500 | 1 | 05/19/2024 10:47 | WG2289016 |
| 1,2,3-Trichloropropane | ND | | 0.00250 | 1 | 05/19/2024 10:47 | WG2289016 |
| 1,2,4-Trimethylbenzene | ND | | 0.00100 | 1 | 05/19/2024 10:47 | WG2289016 |

## Volatile Organic Compounds (GC/MS) by Method 8260B

| Analyte | Result mg/l | Qualifier | RDL mg/l | Dilution | Analysis date / time | Batch |
|---|---|---|---|---|---|---|
| 1,3,5-Trimethylbenzene | ND | | 0.00100 | 1 | 05/19/2024 10:47 | WG2289016 |
| Vinyl acetate | ND | | 0.0100 | 1 | 05/19/2024 10:47 | WG2289016 |
| Vinyl chloride | ND | | 0.00100 | 1 | 05/19/2024 10:47 | WG2289016 |
| Xylenes, Total | ND | | 0.00300 | 1 | 05/19/2024 10:47 | WG2289016 |
| Di-isopropyl ether | ND | | 0.00100 | 1 | 05/19/2024 10:47 | WG2289016 |
| Ethanol | ND | | 0.100 | 1 | 05/19/2024 10:47 | WG2289016 |
| Ethyl tert-butyl ether | ND | | 0.00100 | 1 | 05/19/2024 10:47 | WG2289016 |
| Methyl tert-butyl ether | ND | | 0.00100 | 1 | 05/19/2024 10:47 | WG2289016 |
| tert-Butyl alcohol | ND | | 0.00500 | 1 | 05/19/2024 10:47 | WG2289016 |
| tert-Amyl Methyl Ether | ND | | 0.00100 | 1 | 05/19/2024 10:47 | WG2289016 |
| *(S) Toluene-d8* | *104* | | *80.0-120* | | *05/19/2024 10:47* | WG2289016 |
| *(S) 4-Bromofluorobenzene* | *106* | | *77.0-126* | | *05/19/2024 10:47* | WG2289016 |
| *(S) 1,2-Dichloroethane-d4* | *102* | | *70.0-130* | | *05/19/2024 10:47* | WG2289016 |

## Volatile Organic Compounds (GC/MS) by Method 8260B

| Analyte | Result mg/l | Qualifier | RDL mg/l | Dilution | Analysis date / time | Batch |
|---|---|---|---|---|---|---|
| Acetone | ND | L1 | 0.0500 | 1 | 05/18/2024 23:06 | WG2289161 |
| Acrylonitrile | ND | | 0.0100 | 1 | 05/18/2024 23:06 | WG2289161 |
| Benzene | ND | | 0.00100 | 1 | 05/18/2024 23:06 | WG2289161 |
| Bromobenzene | ND | | 0.00100 | 1 | 05/18/2024 23:06 | WG2289161 |
| Bromochloromethane | ND | | 0.00100 | 1 | 05/18/2024 23:06 | WG2289161 |
| Bromodichloromethane | ND | | 0.00100 | 1 | 05/18/2024 23:06 | WG2289161 |
| Bromoform | ND | | 0.00100 | 1 | 05/18/2024 23:06 | WG2289161 |
| Bromomethane | ND | | 0.00500 | 1 | 05/18/2024 23:06 | WG2289161 |
| n-Butylbenzene | ND | | 0.00100 | 1 | 05/18/2024 23:06 | WG2289161 |
| sec-Butylbenzene | ND | | 0.00100 | 1 | 05/18/2024 23:06 | WG2289161 |
| tert-Butylbenzene | ND | | 0.00100 | 1 | 05/18/2024 23:06 | WG2289161 |
| Carbon tetrachloride | ND | | 0.00100 | 1 | 05/18/2024 23:06 | WG2289161 |
| Carbon disulfide | ND | | 0.00100 | 1 | 05/18/2024 23:06 | WG2289161 |
| Chlorobenzene | ND | | 0.00100 | 1 | 05/18/2024 23:06 | WG2289161 |
| Chlorodibromomethane | ND | | 0.00100 | 1 | 05/18/2024 23:06 | WG2289161 |
| Chloroethane | ND | L1 | 0.00500 | 1 | 05/18/2024 23:06 | WG2289161 |
| Chloroform | ND | | 0.00500 | 1 | 05/18/2024 23:06 | WG2289161 |
| Chloromethane | ND | | 0.00250 | 1 | 05/18/2024 23:06 | WG2289161 |
| 1,2-Dibromo-3-Chloropropane | ND | | 0.00500 | 1 | 05/18/2024 23:06 | WG2289161 |
| 1,2-Dibromoethane | ND | | 0.00100 | 1 | 05/18/2024 23:06 | WG2289161 |
| Dibromomethane | ND | | 0.00100 | 1 | 05/18/2024 23:06 | WG2289161 |
| 1,2-Dichlorobenzene | ND | | 0.00100 | 1 | 05/18/2024 23:06 | WG2289161 |
| 1,3-Dichlorobenzene | ND | | 0.00100 | 1 | 05/18/2024 23:06 | WG2289161 |
| 1,4-Dichlorobenzene | ND | | 0.00100 | 1 | 05/18/2024 23:06 | WG2289161 |
| trans-1,4-Dichloro-2-butene | ND | UJ L2 R7 | 0.00250 | 1 | 05/18/2024 23:06 | WG2289161 |
| Dichlorodifluoromethane | ND | | 0.00500 | 1 | 05/18/2024 23:06 | WG2289161 |
| 1,1-Dichloroethane | ND | | 0.00100 | 1 | 05/18/2024 23:06 | WG2289161 |
| 1,2-Dichloroethane | ND | | 0.00100 | 1 | 05/18/2024 23:06 | WG2289161 |
| 1,1-Dichloroethene | ND | | 0.00100 | 1 | 05/18/2024 23:06 | WG2289161 |
| cis-1,2-Dichloroethene | ND | | 0.00100 | 1 | 05/18/2024 23:06 | WG2289161 |
| trans-1,2-Dichloroethene | ND | | 0.00100 | 1 | 05/18/2024 23:06 | WG2289161 |
| 1,2-Dichloropropane | ND | | 0.00100 | 1 | 05/18/2024 23:06 | WG2289161 |
| cis-1,3-Dichloropropene | ND | | 0.00100 | 1 | 05/18/2024 23:06 | WG2289161 |
| trans-1,3-Dichloropropene | ND | | 0.00100 | 1 | 05/18/2024 23:06 | WG2289161 |
| Ethylbenzene | ND | | 0.00100 | 1 | 05/18/2024 23:06 | WG2289161 |
| Hexachloro-1,3-butadiene | ND | | 0.00100 | 1 | 05/18/2024 23:06 | WG2289161 |
| 2-Hexanone | ND | | 0.0100 | 1 | 05/18/2024 23:06 | WG2289161 |
| 2-Butanone (MEK) | ND | | 0.0100 | 1 | 05/18/2024 23:06 | WG2289161 |
| Iodomethane | ND | UJ L2 R7 | 0.0100 | 1 | 05/18/2024 23:06 | WG2289161 |
| Methylene Chloride | ND | | 0.00500 | 1 | 05/18/2024 23:06 | WG2289161 |
| 4-Methyl-2-pentanone (MIBK) | ND | | 0.0100 | 1 | 05/18/2024 23:06 | WG2289161 |
| Naphthalene | ND | | 0.00500 | 1 | 05/18/2024 23:06 | WG2289161 |
| n-Propylbenzene | ND | | 0.00100 | 1 | 05/18/2024 23:06 | WG2289161 |
| Styrene | ND | | 0.00100 | 1 | 05/18/2024 23:06 | WG2289161 |
| 1,1,1,2-Tetrachloroethane | ND | | 0.00100 | 1 | 05/18/2024 23:06 | WG2289161 |
| 1,1,2,2-Tetrachloroethane | ND | | 0.00100 | 1 | 05/18/2024 23:06 | WG2289161 |
| 1,1,2-Trichlorotrifluoroethane | ND | | 0.00100 | 1 | 05/18/2024 23:06 | WG2289161 |
| Tetrachloroethene | ND | | 0.00100 | 1 | 05/18/2024 23:06 | WG2289161 |
| Toluene | ND | | 0.00100 | 1 | 05/18/2024 23:06 | WG2289161 |
| 1,2,4-Trichlorobenzene | ND | | 0.00100 | 1 | 05/18/2024 23:06 | WG2289161 |
| 1,1,1-Trichloroethane | ND | | 0.00100 | 1 | 05/18/2024 23:06 | WG2289161 |
| 1,1,2-Trichloroethane | ND | | 0.00100 | 1 | 05/18/2024 23:06 | WG2289161 |
| Trichloroethene | ND | | 0.00100 | 1 | 05/18/2024 23:06 | WG2289161 |
| Trichlorofluoromethane | ND | | 0.00500 | 1 | 05/18/2024 23:06 | WG2289161 |
| 1,2,3-Trichloropropane | ND | | 0.00250 | 1 | 05/18/2024 23:06 | WG2289161 |
| 1,2,4-Trimethylbenzene | ND | | 0.00100 | 1 | 05/18/2024 23:06 | WG2289161 |

1 Cp
2 Tc
3 Ss
4 Cn
5 Sr
6 Qc
7 Is
8 Gl
9 Al
10 Sc

## Volatile Organic Compounds (GC/MS) by Method 8260B

| Analyte | Result mg/l | Qualifier | RDL mg/l | Dilution | Analysis date / time | Batch |
|---|---|---|---|---|---|---|
| 1,3,5-Trimethylbenzene | ND | | 0.00100 | 1 | 05/18/2024 23:06 | WG2289161 |
| Vinyl acetate | ND | | 0.0100 | 1 | 05/18/2024 23:06 | WG2289161 |
| Vinyl chloride | ND | | 0.00100 | 1 | 05/18/2024 23:06 | WG2289161 |
| Xylenes, Total | ND | | 0.00300 | 1 | 05/18/2024 23:06 | WG2289161 |
| Di-isopropyl ether | ND | | 0.00100 | 1 | 05/18/2024 23:06 | WG2289161 |
| Ethanol | ND | | 0.100 | 1 | 05/18/2024 23:06 | WG2289161 |
| Ethyl tert-butyl ether | ND | | 0.00100 | 1 | 05/18/2024 23:06 | WG2289161 |
| Methyl tert-butyl ether | ND | | 0.00100 | 1 | 05/18/2024 23:06 | WG2289161 |
| tert-Butyl alcohol | ND | | 0.00500 | 1 | 05/18/2024 23:06 | WG2289161 |
| tert-Amyl Methyl Ether | ND | | 0.00100 | 1 | 05/18/2024 23:06 | WG2289161 |
| *(S) Toluene-d8* | *104* | | *80.0-120* | | *05/18/2024 23:06* | WG2289161 |
| *(S) 4-Bromofluorobenzene* | *106* | | *77.0-126* | | *05/18/2024 23:06* | WG2289161 |
| *(S) 1,2-Dichloroethane-d4* | *103* | | *70.0-130* | | *05/18/2024 23:06* | WG2289161 |

Company Name/Address:
**Kinder Morgan - Rocklin, CA-AZ Work**

410 N.44th Street
Suite 1000
Phoenix. AZ 85008

Billing Information:
Accounts Payable- Alan Van Antwerp
9950 SAN DIEGO MISSION RD.
SAN DIEGO, CA 92108

Pres Chk

Report to: **Bob Forsberg**

Email To: bob.forsberg@arcadis-us.com;sascha.arnold@arcadis.com

Project Description: **KMEP Silvercroft Wash**

City/State Collected: TUCSON/AZ

Please Circle: PT MT CT ET

Phone: **602-438-0883**

Client Project # **30207116**

Lab Project # **KINARCPAZ-SILVERCROF**

Collected by (print): **MS/SXA**

Site/Facility ID # **SILVERCROFT WASH**

P.O. # **WD1046679**

Collected by (signature):

Immediately Packed on Ice N ___ Y X

**Rush?** (Lab MUST Be Notified)
___ Same Day ___ Five Day
___ Next Day ___ 5 Day (Rad Only)
___ Two Day ___ 10 Day (Rad Only)
___ Three Day

Date Results Needed: STD TAT

Quote #

Analysis / Container / Preservative

| Sample ID | Comp/Grab | Matrix * | Depth | Date | Time | No. of Cntrs | *NO2,NO3,SO4 125mlHDPE-NoPres | EEM RSK175 40mlAmb HCl | HOLD - NO2+NO3 250mlHDPE-H2SO4 V2 | TDS 1L-HDPE NoPres | Total Fe 6010 250mlHDPE-HNO3 V2 | VOCs+OXYs 8260 40mlAmb-HCl | Remarks | Sample # (lab only) |
|---|---|---|---|---|---|---|---|---|---|---|---|---|---|---|
| MW-22 | GRAB | GW | 152' | 5-16-24 | 0900 | 18 | X | X | X | X | X | X | RUN MS/MSD | -01 |
| MW-27 | | GW | 169' | | 1012 | 9 | X | X | X | X | X | X | | -02 |
| MW-27 DUP | | GW | 169' | | 1017 | 9 | X | X | X | X | X | X | | -03 |
| MW-16 | | GW | 157' | | 1122 | 9 | X | X | X | X | X | X | | -04 |
| MW-32S | | GW | 171' | | 1210 | 9 | X | X | X | X | X | X | | -05 |
| MW-29S | | GW | 172' | | 1255 | 9 | X | X | X | X | X | X | | -06 |
| | | GW | | | | | | | | | | | | |
| | | GW | | | | | | | | | | | | |
| EB-2 | — | GW | — | 5-16-24 | 1020 | 3 | | | | | | X | | -07 |
| TRIP BLANK | — | GW | — | 5-16-24 | — | 1 | | | | | | X | | -08 |

Chain of Custody Page 1 of 1

Pace
PEOPLE ADVANCING SCIENCE

**MT JULIET, TN**

12065 Lebanon Rd Mount Juliet, TN 37122
Submitting a sample via this chain of custody constitutes acknowledgment and acceptance of the Pace Terms and Conditions found at: https://info.pacelabs.com/hubfs/pas-standard-terms.pdf

SDG # L1737559

Tabl D016

Acctnum: **KINARCPAZ**
Template: **T190237**
Prelogin: **P1068524**
PM: **110 - Brian Ford**
PB:

Shipped Via:

* Matrix:
**SS** - Soil **AIR** - Air **F** - Filter
**GW** - Groundwater **B** - Bioassay
**WW** - WasteWater
**DW** - Drinking Water
**OT** - Other

**Remarks:*NO2,NO3 have a 48 hour holding time.**

pH ___ Temp ___
Flow ___ Other ___

Samples returned via: __ UPS __ FedEx __ Courier

Tracking #

Sample Receipt Checklist

| | | |
|---|---|---|
| COC Seal Present/Intact: | NP | Y N |
| COC Signed/Accurate: | | Y N |
| Bottles arrive intact: | | Y N |
| Correct bottles used: | | Y N |
| Sufficient volume sent: | | Y N |
| If Applicable | | |
| VOA Zero Headspace: | | Y N |
| Preservation Correct/Checked: | | Y N |
| RAD Screen <0.5 mR/hr: | | Y N |

| | Date: | Time: | | |
|---|---|---|---|---|
| Relinquished by: (Signature) | 5/16/24 | 1545 | Received by: (Signature) | Trip Blank Received: Yes / No; HCL / MeoH / TBR: 1 |
| Relinquished by: (Signature) | 5-16-24 | 1800 | Received by: (Signature) | Temp: °C Bottles Received: 66 |
| Relinquished by: (Signature) | Date: | Time: | Received for lab by: (Signature) | Date: 5.17-24 Time: 0900 |

If p PH-10BDH6021 TRC-2352362 CR6-20221V te/Time

Hold: Condition: NCF / OK

PNPAZ

## Gravimetric Analysis by Method 2540 C-2011

| Analyte | Result mg/l | Qualifier | RDL mg/l | Dilution | Analysis date / time | Batch |
|---|---|---|---|---|---|---|
| Dissolved Solids | 712 | | 13.3 | 1 | 05/23/2024 16:00 | WG2291851 |

## Wet Chemistry by Method 9056A

| Analyte | Result mg/l | Qualifier | RDL mg/l | Dilution | Analysis date / time | Batch |
|---|---|---|---|---|---|---|
| Nitrate | 3.65 | | 0.100 | 1 | 05/18/2024 04:51 | WG2288461 |
| Nitrite | ND | | 0.100 | 1 | 05/18/2024 04:51 | WG2288461 |
| Sulfate | 195 J | M3 | 5.00 | 1 | 05/18/2024 04:51 | WG2288461 |

## Metals (ICP) by Method 6010D

| Analyte | Result mg/l | Qualifier | RDL mg/l | Dilution | Analysis date / time | Batch |
|---|---|---|---|---|---|---|
| Iron | ND | | 0.100 | 1 | 05/27/2024 20:44 | WG2291233 |

## Volatile Organic Compounds (GC) by Method RSK175

| Analyte | Result mg/l | Qualifier | RDL mg/l | Dilution | Analysis date / time | Batch |
|---|---|---|---|---|---|---|
| Methane | ND | | 0.0100 | 1 | 05/21/2024 12:00 | WG2289420 |
| Ethane | ND | | 0.0130 | 1 | 05/21/2024 12:00 | WG2289420 |
| Ethene | ND | | 0.0130 | 1 | 05/21/2024 12:00 | WG2289420 |

## Volatile Organic Compounds (GC/MS) by Method 8260B

| Analyte | Result mg/l | Qualifier | RDL mg/l | Dilution | Analysis date / time | Batch |
|---|---|---|---|---|---|---|
| Acetone | ND | | 0.0500 | 1 | 05/24/2024 08:24 | WG2291925 |
| Acrylonitrile | ND | UJ | 0.0100 | 1 | 05/24/2024 08:24 | WG2291925 |
| Benzene | ND | | 0.00100 | 1 | 05/24/2024 08:24 | WG2291925 |
| Bromobenzene | ND | | 0.00100 | 1 | 05/24/2024 08:24 | WG2291925 |
| Bromochloromethane | ND | | 0.00100 | 1 | 05/24/2024 08:24 | WG2291925 |
| Bromodichloromethane | ND | | 0.00100 | 1 | 05/24/2024 08:24 | WG2291925 |
| Bromoform | ND | | 0.00100 | 1 | 05/24/2024 08:24 | WG2291925 |
| Bromomethane | ND | | 0.00500 | 1 | 05/24/2024 08:24 | WG2291925 |
| n-Butylbenzene | ND | | 0.00100 | 1 | 05/24/2024 08:24 | WG2291925 |
| sec-Butylbenzene | ND | UJ | 0.00100 | 1 | 05/24/2024 08:24 | WG2291925 |
| tert-Butylbenzene | ND | UJ | 0.00100 | 1 | 05/24/2024 08:24 | WG2291925 |
| Carbon tetrachloride | ND | UJ | 0.00100 | 1 | 05/24/2024 08:24 | WG2291925 |
| Carbon disulfide | ND | UJ | 0.00100 | 1 | 05/24/2024 08:24 | WG2291925 |
| Chlorobenzene | ND | UJ | 0.00100 | 1 | 05/24/2024 08:24 | WG2291925 |
| Chlorodibromomethane | ND | | 0.00100 | 1 | 05/24/2024 08:24 | WG2291925 |
| Chloroethane | ND | UJ | 0.00500 | 1 | 05/24/2024 08:24 | WG2291925 |
| Chloroform | ND | | 0.00500 | 1 | 05/24/2024 08:24 | WG2291925 |
| Chloromethane | ND | UJ | 0.00250 | 1 | 05/24/2024 08:24 | WG2291925 |
| 1,2-Dibromo-3-Chloropropane | ND | | 0.00500 | 1 | 05/24/2024 08:24 | WG2291925 |
| 1,2-Dibromoethane | ND | | 0.00100 | 1 | 05/24/2024 08:24 | WG2291925 |
| Dibromomethane | ND | | 0.00100 | 1 | 05/24/2024 08:24 | WG2291925 |
| 1,2-Dichlorobenzene | ND | | 0.00100 | 1 | 05/24/2024 08:24 | WG2291925 |
| 1,3-Dichlorobenzene | ND | | 0.00100 | 1 | 05/24/2024 08:24 | WG2291925 |
| 1,4-Dichlorobenzene | ND | | 0.00100 | 1 | 05/24/2024 08:24 | WG2291925 |
| trans-1,4-Dichloro-2-butene | ND | | 0.00250 | 1 | 05/24/2024 08:24 | WG2291925 |
| Dichlorodifluoromethane | ND | UJ | 0.00500 | 1 | 05/24/2024 08:24 | WG2291925 |
| 1,1-Dichloroethane | ND | UJ | 0.00100 | 1 | 05/24/2024 08:24 | WG2291925 |
| 1,2-Dichloroethane | ND | | 0.00100 | 1 | 05/24/2024 08:24 | WG2291925 |
| 1,1-Dichloroethene | ND | UJ | 0.00100 | 1 | 05/24/2024 08:24 | WG2291925 |
| cis-1,2-Dichloroethene | ND | | 0.00100 | 1 | 05/24/2024 08:24 | WG2291925 |

## Volatile Organic Compounds (GC/MS) by Method 8260B

| Analyte | Result mg/l | Qualifier | RDL mg/l | Dilution | Analysis date / time | Batch |
|---|---|---|---|---|---|---|
| trans-1,2-Dichloroethene | ND | | 0.00100 | 1 | 05/24/2024 08:24 | WG2291925 |
| 1,2-Dichloropropane | ND | | 0.00100 | 1 | 05/24/2024 08:24 | WG2291925 |
| cis-1,3-Dichloropropene | ND | | 0.00100 | 1 | 05/24/2024 08:24 | WG2291925 |
| trans-1,3-Dichloropropene | ND | | 0.00100 | 1 | 05/24/2024 08:24 | WG2291925 |
| Ethylbenzene | ND | UJ | 0.00100 | 1 | 05/24/2024 08:24 | WG2291925 |
| Hexachloro-1,3-butadiene | ND | | 0.00100 | 1 | 05/24/2024 08:24 | WG2291925 |
| 2-Hexanone | ND | | 0.0100 | 1 | 05/24/2024 08:24 | WG2291925 |
| 2-Butanone (MEK) | ND | | 0.0100 | 1 | 05/24/2024 08:24 | WG2291925 |
| Iodomethane | ND | UJ | 0.0100 | 1 | 05/24/2024 08:24 | WG2291925 |
| Methylene Chloride | ND | | 0.00500 | 1 | 05/24/2024 08:24 | WG2291925 |
| 4-Methyl-2-pentanone (MIBK) | ND | | 0.0100 | 1 | 05/24/2024 08:24 | WG2291925 |
| Naphthalene | ND | | 0.00500 | 1 | 05/24/2024 08:24 | WG2291925 |
| n-Propylbenzene | ND | UJ | 0.00100 | 1 | 05/24/2024 08:24 | WG2291925 |
| Styrene | ND | | 0.00100 | 1 | 05/24/2024 08:24 | WG2291925 |
| 1,1,1,2-Tetrachloroethane | ND | | 0.00100 | 1 | 05/24/2024 08:24 | WG2291925 |
| 1,1,2,2-Tetrachloroethane | ND | | 0.00100 | 1 | 05/24/2024 08:24 | WG2291925 |
| 1,1,2-Trichlorotrifluoroethane | ND | UJ | 0.00100 | 1 | 05/24/2024 08:24 | WG2291925 |
| Tetrachloroethene | ND | UJ | 0.00100 | 1 | 05/24/2024 08:24 | WG2291925 |
| Toluene | ND | UJ | 0.00100 | 1 | 05/24/2024 08:24 | WG2291925 |
| 1,2,4-Trichlorobenzene | ND | | 0.00100 | 1 | 05/24/2024 08:24 | WG2291925 |
| 1,1,1-Trichloroethane | ND | UJ | 0.00100 | 1 | 05/24/2024 08:24 | WG2291925 |
| 1,1,2-Trichloroethane | ND | | 0.00100 | 1 | 05/24/2024 08:24 | WG2291925 |
| Trichloroethene | ND | UJ | 0.00100 | 1 | 05/24/2024 08:24 | WG2291925 |
| Trichlorofluoromethane | ND | UJ | 0.00500 | 1 | 05/24/2024 08:24 | WG2291925 |
| 1,2,3-Trichloropropane | ND | | 0.00250 | 1 | 05/24/2024 08:24 | WG2291925 |
| 1,2,4-Trimethylbenzene | ND | | 0.00100 | 1 | 05/24/2024 08:24 | WG2291925 |
| 1,3,5-Trimethylbenzene | ND | UJ | 0.00100 | 1 | 05/24/2024 08:24 | WG2291925 |
| Vinyl acetate | ND | | 0.0100 | 1 | 05/24/2024 08:24 | WG2291925 |
| Vinyl chloride | ND | UJ | 0.00100 | 1 | 05/24/2024 08:24 | WG2291925 |
| Xylenes, Total | ND | UJ | 0.00300 | 1 | 05/24/2024 08:24 | WG2291925 |
| Di-isopropyl ether | ND | | 0.00100 | 1 | 05/24/2024 08:24 | WG2291925 |
| Ethanol | ND | | 0.100 | 1 | 05/24/2024 08:24 | WG2291925 |
| Ethyl tert-butyl ether | ND | | 0.00100 | 1 | 05/24/2024 08:24 | WG2291925 |
| Methyl tert-butyl ether | ND | | 0.00100 | 1 | 05/24/2024 08:24 | WG2291925 |
| tert-Butyl alcohol | 0.00804 | UBJ B1 L1 R7 | 0.00500 | 1 | 05/24/2024 08:24 | WG2291925 |
| tert-Amyl Methyl Ether | ND | | 0.00100 | 1 | 05/24/2024 08:24 | WG2291925 |
| *(S) Toluene-d8* | *109* | | *80.0-120* | | *05/24/2024 08:24* | WG2291925 |
| *(S) 4-Bromofluorobenzene* | *112* | | *77.0-126* | | *05/24/2024 08:24* | WG2291925 |
| *(S) 1,2-Dichloroethane-d4* | *110* | | *70.0-130* | | *05/24/2024 08:24* | WG2291925 |

## Gravimetric Analysis by Method 2540 C-2011

| Analyte | Result | Qualifier | RDL | Dilution | Analysis | Batch |
|---|---|---|---|---|---|---|
| | mg/l | | mg/l | | date / time | |
| Dissolved Solids | 617 | | 10.0 | 1 | 05/23/2024 17:41 | WG2291848 |

## Wet Chemistry by Method 9056A

| Analyte | Result | Qualifier | RDL | Dilution | Analysis | Batch |
|---|---|---|---|---|---|---|
| | mg/l | | mg/l | | date / time | |
| Nitrate | 3.91 | | 0.100 | 1 | 05/18/2024 06:58 | WG2288461 |
| Nitrite | ND | | 0.100 | 1 | 05/18/2024 06:58 | WG2288461 |
| Sulfate | 155 | | 5.00 | 1 | 05/18/2024 06:58 | WG2288461 |

## Metals (ICP) by Method 6010D

| Analyte | Result | Qualifier | RDL | Dilution | Analysis | Batch |
|---|---|---|---|---|---|---|
| | mg/l | | mg/l | | date / time | |
| Iron | 0.865 | | 0.100 | 1 | 05/27/2024 21:09 | WG2291233 |

## Volatile Organic Compounds (GC) by Method RSK175

| Analyte | Result | Qualifier | RDL | Dilution | Analysis | Batch |
|---|---|---|---|---|---|---|
| | mg/l | | mg/l | | date / time | |
| Methane | ND | | 0.0100 | 1 | 05/21/2024 12:03 | WG2289420 |
| Ethane | ND | | 0.0130 | 1 | 05/21/2024 12:03 | WG2289420 |
| Ethene | ND | | 0.0130 | 1 | 05/21/2024 12:03 | WG2289420 |

## Volatile Organic Compounds (GC/MS) by Method 8260B

| Analyte | Result | Qualifier | RDL | Dilution | Analysis | Batch |
|---|---|---|---|---|---|---|
| | mg/l | | mg/l | | date / time | |
| Acetone | ND | | 0.0500 | 1 | 05/24/2024 08:44 | WG2291925 |
| Acrylonitrile | ND | | 0.0100 | 1 | 05/24/2024 08:44 | WG2291925 |
| Benzene | ND | | 0.00100 | 1 | 05/24/2024 08:44 | WG2291925 |
| Bromobenzene | ND | | 0.00100 | 1 | 05/24/2024 08:44 | WG2291925 |
| Bromochloromethane | ND | | 0.00100 | 1 | 05/24/2024 08:44 | WG2291925 |
| Bromodichloromethane | ND | | 0.00100 | 1 | 05/24/2024 08:44 | WG2291925 |
| Bromoform | ND | | 0.00100 | 1 | 05/24/2024 08:44 | WG2291925 |
| Bromomethane | ND | | 0.00500 | 1 | 05/24/2024 08:44 | WG2291925 |
| n-Butylbenzene | ND | | 0.00100 | 1 | 05/24/2024 08:44 | WG2291925 |
| sec-Butylbenzene | ND | | 0.00100 | 1 | 05/24/2024 08:44 | WG2291925 |
| tert-Butylbenzene | ND | | 0.00100 | 1 | 05/24/2024 08:44 | WG2291925 |
| Carbon tetrachloride | ND | | 0.00100 | 1 | 05/24/2024 08:44 | WG2291925 |
| Carbon disulfide | ND | | 0.00100 | 1 | 05/24/2024 08:44 | WG2291925 |
| Chlorobenzene | ND | | 0.00100 | 1 | 05/24/2024 08:44 | WG2291925 |
| Chlorodibromomethane | ND | | 0.00100 | 1 | 05/24/2024 08:44 | WG2291925 |
| Chloroethane | ND | | 0.00500 | 1 | 05/24/2024 08:44 | WG2291925 |
| Chloroform | ND | | 0.00500 | 1 | 05/24/2024 08:44 | WG2291925 |
| Chloromethane | ND | | 0.00250 | 1 | 05/24/2024 08:44 | WG2291925 |
| 1,2-Dibromo-3-Chloropropane | ND | | 0.00500 | 1 | 05/24/2024 08:44 | WG2291925 |
| 1,2-Dibromoethane | ND | | 0.00100 | 1 | 05/24/2024 08:44 | WG2291925 |
| Dibromomethane | ND | | 0.00100 | 1 | 05/24/2024 08:44 | WG2291925 |
| 1,2-Dichlorobenzene | ND | | 0.00100 | 1 | 05/24/2024 08:44 | WG2291925 |
| 1,3-Dichlorobenzene | ND | | 0.00100 | 1 | 05/24/2024 08:44 | WG2291925 |
| 1,4-Dichlorobenzene | ND | | 0.00100 | 1 | 05/24/2024 08:44 | WG2291925 |
| trans-1,4-Dichloro-2-butene | ND | | 0.00250 | 1 | 05/24/2024 08:44 | WG2291925 |
| Dichlorodifluoromethane | ND | | 0.00500 | 1 | 05/24/2024 08:44 | WG2291925 |
| 1,1-Dichloroethane | ND | | 0.00100 | 1 | 05/24/2024 08:44 | WG2291925 |
| 1,2-Dichloroethane | ND | | 0.00100 | 1 | 05/24/2024 08:44 | WG2291925 |
| 1,1-Dichloroethene | ND | | 0.00100 | 1 | 05/24/2024 08:44 | WG2291925 |
| cis-1,2-Dichloroethene | ND | | 0.00100 | 1 | 05/24/2024 08:44 | WG2291925 |

1 Cp
2 Tc
3 Ss
4 Cn
5 Sr
6 Qc
7 Is
8 Gl
9 Al
10 Sc

## Volatile Organic Compounds (GC/MS) by Method 8260B

| Analyte | Result mg/l | Qualifier | RDL mg/l | Dilution | Analysis date / time | Batch |
|---|---|---|---|---|---|---|
| trans-1,2-Dichloroethene | ND | | 0.00100 | 1 | 05/24/2024 08:44 | WG2291925 |
| 1,2-Dichloropropane | ND | | 0.00100 | 1 | 05/24/2024 08:44 | WG2291925 |
| cis-1,3-Dichloropropene | ND | | 0.00100 | 1 | 05/24/2024 08:44 | WG2291925 |
| trans-1,3-Dichloropropene | ND | | 0.00100 | 1 | 05/24/2024 08:44 | WG2291925 |
| Ethylbenzene | ND | | 0.00100 | 1 | 05/24/2024 08:44 | WG2291925 |
| Hexachloro-1,3-butadiene | ND | | 0.00100 | 1 | 05/24/2024 08:44 | WG2291925 |
| 2-Hexanone | ND | | 0.0100 | 1 | 05/24/2024 08:44 | WG2291925 |
| 2-Butanone (MEK) | ND | | 0.0100 | 1 | 05/24/2024 08:44 | WG2291925 |
| Iodomethane | ND | | 0.0100 | 1 | 05/24/2024 08:44 | WG2291925 |
| Methylene Chloride | ND | | 0.00500 | 1 | 05/24/2024 08:44 | WG2291925 |
| 4-Methyl-2-pentanone (MIBK) | ND | | 0.0100 | 1 | 05/24/2024 08:44 | WG2291925 |
| Naphthalene | ND | | 0.00500 | 1 | 05/24/2024 08:44 | WG2291925 |
| n-Propylbenzene | ND | | 0.00100 | 1 | 05/24/2024 08:44 | WG2291925 |
| Styrene | ND | | 0.00100 | 1 | 05/24/2024 08:44 | WG2291925 |
| 1,1,1,2-Tetrachloroethane | ND | | 0.00100 | 1 | 05/24/2024 08:44 | WG2291925 |
| 1,1,2,2-Tetrachloroethane | ND | | 0.00100 | 1 | 05/24/2024 08:44 | WG2291925 |
| 1,1,2-Trichlorotrifluoroethane | ND | | 0.00100 | 1 | 05/24/2024 08:44 | WG2291925 |
| Tetrachloroethene | 0.00174 | | 0.00100 | 1 | 05/24/2024 08:44 | WG2291925 |
| Toluene | ND | | 0.00100 | 1 | 05/24/2024 08:44 | WG2291925 |
| 1,2,4-Trichlorobenzene | ND | | 0.00100 | 1 | 05/24/2024 08:44 | WG2291925 |
| 1,1,1-Trichloroethane | ND | | 0.00100 | 1 | 05/24/2024 08:44 | WG2291925 |
| 1,1,2-Trichloroethane | ND | | 0.00100 | 1 | 05/24/2024 08:44 | WG2291925 |
| Trichloroethene | ND | | 0.00100 | 1 | 05/24/2024 08:44 | WG2291925 |
| Trichlorofluoromethane | ND | | 0.00500 | 1 | 05/24/2024 08:44 | WG2291925 |
| 1,2,3-Trichloropropane | ND | | 0.00250 | 1 | 05/24/2024 08:44 | WG2291925 |
| 1,2,4-Trimethylbenzene | ND | | 0.00100 | 1 | 05/24/2024 08:44 | WG2291925 |
| 1,3,5-Trimethylbenzene | ND | | 0.00100 | 1 | 05/24/2024 08:44 | WG2291925 |
| Vinyl acetate | ND | | 0.0100 | 1 | 05/24/2024 08:44 | WG2291925 |
| Vinyl chloride | ND | | 0.00100 | 1 | 05/24/2024 08:44 | WG2291925 |
| Xylenes, Total | ND | | 0.00300 | 1 | 05/24/2024 08:44 | WG2291925 |
| Di-isopropyl ether | ND | | 0.00100 | 1 | 05/24/2024 08:44 | WG2291925 |
| Ethanol | ND | | 0.100 | 1 | 05/24/2024 08:44 | WG2291925 |
| Ethyl tert-butyl ether | ND | | 0.00100 | 1 | 05/24/2024 08:44 | WG2291925 |
| Methyl tert-butyl ether | ND | | 0.00100 | 1 | 05/24/2024 08:44 | WG2291925 |
| tert-Butyl alcohol | 0.00630 | UBJ B1 L1 R7 | 0.00500 | 1 | 05/24/2024 08:44 | WG2291925 |
| tert-Amyl Methyl Ether | ND | | 0.00100 | 1 | 05/24/2024 08:44 | WG2291925 |
| *(S) Toluene-d8* | *109* | | *80.0-120* | | *05/24/2024 08:44* | WG2291925 |
| *(S) 4-Bromofluorobenzene* | *111* | | *77.0-126* | | *05/24/2024 08:44* | WG2291925 |
| *(S) 1,2-Dichloroethane-d4* | *111* | | *70.0-130* | | *05/24/2024 08:44* | WG2291925 |

1 Cp
2 Tc
3 Ss
4 Cn
5 Sr
6 Qc
7 Is
8 Gl
9 Al
10 Sc

## Gravimetric Analysis by Method 2540 C-2011

| Analyte | Result mg/l | Qualifier | RDL mg/l | Dilution | Analysis date / time | Batch |
|---|---|---|---|---|---|---|
| Dissolved Solids | 621 | | 10.0 | 1 | 05/23/2024 16:00 | WG2291851 |

## Wet Chemistry by Method 9056A

| Analyte | Result mg/l | Qualifier | RDL mg/l | Dilution | Analysis date / time | Batch |
|---|---|---|---|---|---|---|
| Nitrate | 3.91 | | 0.100 | 1 | 05/18/2024 07:30 | WG2288461 |
| Nitrite | ND | | 0.100 | 1 | 05/18/2024 07:30 | WG2288461 |
| Sulfate | 153 | | 5.00 | 1 | 05/18/2024 07:30 | WG2288461 |

## Metals (ICP) by Method 6010D

| Analyte | Result mg/l | Qualifier | RDL mg/l | Dilution | Analysis date / time | Batch |
|---|---|---|---|---|---|---|
| Iron | 0.711 | | 0.100 | 1 | 05/27/2024 21:14 | WG2291233 |

## Volatile Organic Compounds (GC) by Method RSK175

| Analyte | Result mg/l | Qualifier | RDL mg/l | Dilution | Analysis date / time | Batch |
|---|---|---|---|---|---|---|
| Methane | ND | | 0.0100 | 1 | 05/21/2024 12:07 | WG2289420 |
| Ethane | ND | | 0.0130 | 1 | 05/21/2024 12:07 | WG2289420 |
| Ethene | ND | | 0.0130 | 1 | 05/21/2024 12:07 | WG2289420 |

## Volatile Organic Compounds (GC/MS) by Method 8260B

| Analyte | Result mg/l | Qualifier | RDL mg/l | Dilution | Analysis date / time | Batch |
|---|---|---|---|---|---|---|
| Acetone | ND | | 0.0500 | 1 | 05/24/2024 09:05 | WG2291925 |
| Acrylonitrile | ND | | 0.0100 | 1 | 05/24/2024 09:05 | WG2291925 |
| Benzene | ND | | 0.00100 | 1 | 05/24/2024 09:05 | WG2291925 |
| Bromobenzene | ND | | 0.00100 | 1 | 05/24/2024 09:05 | WG2291925 |
| Bromochloromethane | ND | | 0.00100 | 1 | 05/24/2024 09:05 | WG2291925 |
| Bromodichloromethane | ND | | 0.00100 | 1 | 05/24/2024 09:05 | WG2291925 |
| Bromoform | ND | | 0.00100 | 1 | 05/24/2024 09:05 | WG2291925 |
| Bromomethane | ND | | 0.00500 | 1 | 05/24/2024 09:05 | WG2291925 |
| n-Butylbenzene | ND | | 0.00100 | 1 | 05/24/2024 09:05 | WG2291925 |
| sec-Butylbenzene | ND | | 0.00100 | 1 | 05/24/2024 09:05 | WG2291925 |
| tert-Butylbenzene | ND | | 0.00100 | 1 | 05/24/2024 09:05 | WG2291925 |
| Carbon tetrachloride | ND | | 0.00100 | 1 | 05/24/2024 09:05 | WG2291925 |
| Carbon disulfide | ND | | 0.00100 | 1 | 05/24/2024 09:05 | WG2291925 |
| Chlorobenzene | ND | | 0.00100 | 1 | 05/24/2024 09:05 | WG2291925 |
| Chlorodibromomethane | ND | | 0.00100 | 1 | 05/24/2024 09:05 | WG2291925 |
| Chloroethane | ND | | 0.00500 | 1 | 05/24/2024 09:05 | WG2291925 |
| Chloroform | ND | | 0.00500 | 1 | 05/24/2024 09:05 | WG2291925 |
| Chloromethane | ND | | 0.00250 | 1 | 05/24/2024 09:05 | WG2291925 |
| 1,2-Dibromo-3-Chloropropane | ND | | 0.00500 | 1 | 05/24/2024 09:05 | WG2291925 |
| 1,2-Dibromoethane | ND | | 0.00100 | 1 | 05/24/2024 09:05 | WG2291925 |
| Dibromomethane | ND | | 0.00100 | 1 | 05/24/2024 09:05 | WG2291925 |
| 1,2-Dichlorobenzene | ND | | 0.00100 | 1 | 05/24/2024 09:05 | WG2291925 |
| 1,3-Dichlorobenzene | ND | | 0.00100 | 1 | 05/24/2024 09:05 | WG2291925 |
| 1,4-Dichlorobenzene | ND | | 0.00100 | 1 | 05/24/2024 09:05 | WG2291925 |
| trans-1,4-Dichloro-2-butene | ND | | 0.00250 | 1 | 05/24/2024 09:05 | WG2291925 |
| Dichlorodifluoromethane | ND | | 0.00500 | 1 | 05/24/2024 09:05 | WG2291925 |
| 1,1-Dichloroethane | ND | | 0.00100 | 1 | 05/24/2024 09:05 | WG2291925 |
| 1,2-Dichloroethane | ND | | 0.00100 | 1 | 05/24/2024 09:05 | WG2291925 |
| 1,1-Dichloroethene | ND | | 0.00100 | 1 | 05/24/2024 09:05 | WG2291925 |
| cis-1,2-Dichloroethene | ND | | 0.00100 | 1 | 05/24/2024 09:05 | WG2291925 |

## Volatile Organic Compounds (GC/MS) by Method 8260B

| Analyte | Result mg/l | Qualifier | RDL mg/l | Dilution | Analysis date / time | Batch |
|---|---|---|---|---|---|---|
| trans-1,2-Dichloroethene | ND | | 0.00100 | 1 | 05/24/2024 09:05 | WG2291925 |
| 1,2-Dichloropropane | ND | | 0.00100 | 1 | 05/24/2024 09:05 | WG2291925 |
| cis-1,3-Dichloropropene | ND | | 0.00100 | 1 | 05/24/2024 09:05 | WG2291925 |
| trans-1,3-Dichloropropene | ND | | 0.00100 | 1 | 05/24/2024 09:05 | WG2291925 |
| Ethylbenzene | ND | | 0.00100 | 1 | 05/24/2024 09:05 | WG2291925 |
| Hexachloro-1,3-butadiene | ND | | 0.00100 | 1 | 05/24/2024 09:05 | WG2291925 |
| 2-Hexanone | ND | | 0.0100 | 1 | 05/24/2024 09:05 | WG2291925 |
| 2-Butanone (MEK) | ND | | 0.0100 | 1 | 05/24/2024 09:05 | WG2291925 |
| Iodomethane | ND | | 0.0100 | 1 | 05/24/2024 09:05 | WG2291925 |
| Methylene Chloride | ND | | 0.00500 | 1 | 05/24/2024 09:05 | WG2291925 |
| 4-Methyl-2-pentanone (MIBK) | ND | | 0.0100 | 1 | 05/24/2024 09:05 | WG2291925 |
| Naphthalene | ND | | 0.00500 | 1 | 05/24/2024 09:05 | WG2291925 |
| n-Propylbenzene | ND | | 0.00100 | 1 | 05/24/2024 09:05 | WG2291925 |
| Styrene | ND | | 0.00100 | 1 | 05/24/2024 09:05 | WG2291925 |
| 1,1,1,2-Tetrachloroethane | ND | | 0.00100 | 1 | 05/24/2024 09:05 | WG2291925 |
| 1,1,2,2-Tetrachloroethane | ND | | 0.00100 | 1 | 05/24/2024 09:05 | WG2291925 |
| 1,1,2-Trichlorotrifluoroethane | ND | | 0.00100 | 1 | 05/24/2024 09:05 | WG2291925 |
| Tetrachloroethene | 0.00196 | | 0.00100 | 1 | 05/24/2024 09:05 | WG2291925 |
| Toluene | ND | | 0.00100 | 1 | 05/24/2024 09:05 | WG2291925 |
| 1,2,4-Trichlorobenzene | ND | | 0.00100 | 1 | 05/24/2024 09:05 | WG2291925 |
| 1,1,1-Trichloroethane | ND | | 0.00100 | 1 | 05/24/2024 09:05 | WG2291925 |
| 1,1,2-Trichloroethane | ND | | 0.00100 | 1 | 05/24/2024 09:05 | WG2291925 |
| Trichloroethene | ND | | 0.00100 | 1 | 05/24/2024 09:05 | WG2291925 |
| Trichlorofluoromethane | ND | | 0.00500 | 1 | 05/24/2024 09:05 | WG2291925 |
| 1,2,3-Trichloropropane | ND | | 0.00250 | 1 | 05/24/2024 09:05 | WG2291925 |
| 1,2,4-Trimethylbenzene | ND | | 0.00100 | 1 | 05/24/2024 09:05 | WG2291925 |
| 1,3,5-Trimethylbenzene | ND | | 0.00100 | 1 | 05/24/2024 09:05 | WG2291925 |
| Vinyl acetate | ND | | 0.0100 | 1 | 05/24/2024 09:05 | WG2291925 |
| Vinyl chloride | ND | | 0.00100 | 1 | 05/24/2024 09:05 | WG2291925 |
| Xylenes, Total | ND | | 0.00300 | 1 | 05/24/2024 09:05 | WG2291925 |
| Di-isopropyl ether | ND | | 0.00100 | 1 | 05/24/2024 09:05 | WG2291925 |
| Ethanol | ND | | 0.100 | 1 | 05/24/2024 09:05 | WG2291925 |
| Ethyl tert-butyl ether | ND | | 0.00100 | 1 | 05/24/2024 09:05 | WG2291925 |
| Methyl tert-butyl ether | ND | | 0.00100 | 1 | 05/24/2024 09:05 | WG2291925 |
| tert-Butyl alcohol | 0.00529 | UBJ B1 L1 R7 | 0.00500 | 1 | 05/24/2024 09:05 | WG2291925 |
| tert-Amyl Methyl Ether | ND | | 0.00100 | 1 | 05/24/2024 09:05 | WG2291925 |
| *(S) Toluene-d8* | *108* | | *80.0-120* | | *05/24/2024 09:05* | WG2291925 |
| *(S) 4-Bromofluorobenzene* | *113* | | *77.0-126* | | *05/24/2024 09:05* | WG2291925 |
| *(S) 1,2-Dichloroethane-d4* | *114* | | *70.0-130* | | *05/24/2024 09:05* | WG2291925 |

1 Cp
2 Tc
3 Ss
4 Cn
5 Sr
6 Qc
7 Is
8 Gl
9 Al
10 Sc

## Gravimetric Analysis by Method 2540 C-2011

| Analyte | Result | Qualifier | RDL | Dilution | Analysis | Batch |
|---|---|---|---|---|---|---|
| | mg/l | | mg/l | | date / time | |
| Dissolved Solids | 776 | | 13.3 | 1 | 05/23/2024 17:41 | WG2291848 |

## Wet Chemistry by Method 9056A

| Analyte | Result | Qualifier | RDL | Dilution | Analysis | Batch |
|---|---|---|---|---|---|---|
| | mg/l | | mg/l | | date / time | |
| Nitrate | 3.86 | | 0.100 | 1 | 05/18/2024 12:49 | WG2288788 |
| Nitrite | ND | | 0.100 | 1 | 05/18/2024 12:49 | WG2288788 |
| Sulfate | 210 | | 25.0 | 5 | 06/04/2024 13:15 | WG2296123 |

## Metals (ICP) by Method 6010D

| Analyte | Result | Qualifier | RDL | Dilution | Analysis | Batch |
|---|---|---|---|---|---|---|
| | mg/l | | mg/l | | date / time | |
| Iron | ND | | 0.100 | 1 | 05/27/2024 21:15 | WG2291233 |

## Volatile Organic Compounds (GC) by Method RSK175

| Analyte | Result | Qualifier | RDL | Dilution | Analysis | Batch |
|---|---|---|---|---|---|---|
| | mg/l | | mg/l | | date / time | |
| Methane | ND | | 0.0100 | 1 | 05/21/2024 12:10 | WG2289420 |
| Ethane | ND | | 0.0130 | 1 | 05/21/2024 12:10 | WG2289420 |
| Ethene | ND | | 0.0130 | 1 | 05/21/2024 12:10 | WG2289420 |

## Volatile Organic Compounds (GC/MS) by Method 8260B

| Analyte | Result | Qualifier | RDL | Dilution | Analysis | Batch |
|---|---|---|---|---|---|---|
| | mg/l | | mg/l | | date / time | |
| Acetone | ND | | 0.0500 | 1 | 05/24/2024 09:26 | WG2291925 |
| Acrylonitrile | ND | | 0.0100 | 1 | 05/24/2024 09:26 | WG2291925 |
| Benzene | ND | | 0.00100 | 1 | 05/24/2024 09:26 | WG2291925 |
| Bromobenzene | ND | | 0.00100 | 1 | 05/24/2024 09:26 | WG2291925 |
| Bromochloromethane | ND | | 0.00100 | 1 | 05/24/2024 09:26 | WG2291925 |
| Bromodichloromethane | ND | | 0.00100 | 1 | 05/24/2024 09:26 | WG2291925 |
| Bromoform | ND | | 0.00100 | 1 | 05/24/2024 09:26 | WG2291925 |
| Bromomethane | ND | | 0.00500 | 1 | 05/24/2024 09:26 | WG2291925 |
| n-Butylbenzene | ND | | 0.00100 | 1 | 05/24/2024 09:26 | WG2291925 |
| sec-Butylbenzene | ND | | 0.00100 | 1 | 05/24/2024 09:26 | WG2291925 |
| tert-Butylbenzene | ND | | 0.00100 | 1 | 05/24/2024 09:26 | WG2291925 |
| Carbon tetrachloride | ND | | 0.00100 | 1 | 05/24/2024 09:26 | WG2291925 |
| Carbon disulfide | ND | | 0.00100 | 1 | 05/24/2024 09:26 | WG2291925 |
| Chlorobenzene | ND | | 0.00100 | 1 | 05/24/2024 09:26 | WG2291925 |
| Chlorodibromomethane | ND | | 0.00100 | 1 | 05/24/2024 09:26 | WG2291925 |
| Chloroethane | ND | | 0.00500 | 1 | 05/24/2024 09:26 | WG2291925 |
| Chloroform | ND | | 0.00500 | 1 | 05/24/2024 09:26 | WG2291925 |
| Chloromethane | ND | | 0.00250 | 1 | 05/24/2024 09:26 | WG2291925 |
| 1,2-Dibromo-3-Chloropropane | ND | | 0.00500 | 1 | 05/24/2024 09:26 | WG2291925 |
| 1,2-Dibromoethane | ND | | 0.00100 | 1 | 05/24/2024 09:26 | WG2291925 |
| Dibromomethane | ND | | 0.00100 | 1 | 05/24/2024 09:26 | WG2291925 |
| 1,2-Dichlorobenzene | ND | | 0.00100 | 1 | 05/24/2024 09:26 | WG2291925 |
| 1,3-Dichlorobenzene | ND | | 0.00100 | 1 | 05/24/2024 09:26 | WG2291925 |
| 1,4-Dichlorobenzene | ND | | 0.00100 | 1 | 05/24/2024 09:26 | WG2291925 |
| trans-1,4-Dichloro-2-butene | ND | | 0.00250 | 1 | 05/24/2024 09:26 | WG2291925 |
| Dichlorodifluoromethane | ND | | 0.00500 | 1 | 05/24/2024 09:26 | WG2291925 |
| 1,1-Dichloroethane | ND | | 0.00100 | 1 | 05/24/2024 09:26 | WG2291925 |
| 1,2-Dichloroethane | ND | | 0.00100 | 1 | 05/24/2024 09:26 | WG2291925 |
| 1,1-Dichloroethene | ND | | 0.00100 | 1 | 05/24/2024 09:26 | WG2291925 |
| cis-1,2-Dichloroethene | ND | | 0.00100 | 1 | 05/24/2024 09:26 | WG2291925 |

## Volatile Organic Compounds (GC/MS) by Method 8260B

| Analyte | Result mg/l | Qualifier | RDL mg/l | Dilution | Analysis date / time | Batch |
|---|---|---|---|---|---|---|
| trans-1,2-Dichloroethene | ND | | 0.00100 | 1 | 05/24/2024 09:26 | WG2291925 |
| 1,2-Dichloropropane | ND | | 0.00100 | 1 | 05/24/2024 09:26 | WG2291925 |
| cis-1,3-Dichloropropene | ND | | 0.00100 | 1 | 05/24/2024 09:26 | WG2291925 |
| trans-1,3-Dichloropropene | ND | | 0.00100 | 1 | 05/24/2024 09:26 | WG2291925 |
| Ethylbenzene | ND | | 0.00100 | 1 | 05/24/2024 09:26 | WG2291925 |
| Hexachloro-1,3-butadiene | ND | | 0.00100 | 1 | 05/24/2024 09:26 | WG2291925 |
| 2-Hexanone | ND | | 0.0100 | 1 | 05/24/2024 09:26 | WG2291925 |
| 2-Butanone (MEK) | ND | | 0.0100 | 1 | 05/24/2024 09:26 | WG2291925 |
| Iodomethane | ND | | 0.0100 | 1 | 05/24/2024 09:26 | WG2291925 |
| Methylene Chloride | ND | | 0.00500 | 1 | 05/24/2024 09:26 | WG2291925 |
| 4-Methyl-2-pentanone (MIBK) | ND | | 0.0100 | 1 | 05/24/2024 09:26 | WG2291925 |
| Naphthalene | ND | | 0.00500 | 1 | 05/24/2024 09:26 | WG2291925 |
| n-Propylbenzene | ND | | 0.00100 | 1 | 05/24/2024 09:26 | WG2291925 |
| Styrene | ND | | 0.00100 | 1 | 05/24/2024 09:26 | WG2291925 |
| 1,1,1,2-Tetrachloroethane | ND | | 0.00100 | 1 | 05/24/2024 09:26 | WG2291925 |
| 1,1,2,2-Tetrachloroethane | ND | | 0.00100 | 1 | 05/24/2024 09:26 | WG2291925 |
| 1,1,2-Trichlorotrifluoroethane | ND | | 0.00100 | 1 | 05/24/2024 09:26 | WG2291925 |
| Tetrachloroethene | ND | | 0.00100 | 1 | 05/24/2024 09:26 | WG2291925 |
| Toluene | ND | | 0.00100 | 1 | 05/24/2024 09:26 | WG2291925 |
| 1,2,4-Trichlorobenzene | ND | | 0.00100 | 1 | 05/24/2024 09:26 | WG2291925 |
| 1,1,1-Trichloroethane | ND | | 0.00100 | 1 | 05/24/2024 09:26 | WG2291925 |
| 1,1,2-Trichloroethane | ND | | 0.00100 | 1 | 05/24/2024 09:26 | WG2291925 |
| Trichloroethene | ND | | 0.00100 | 1 | 05/24/2024 09:26 | WG2291925 |
| Trichlorofluoromethane | ND | | 0.00500 | 1 | 05/24/2024 09:26 | WG2291925 |
| 1,2,3-Trichloropropane | ND | | 0.00250 | 1 | 05/24/2024 09:26 | WG2291925 |
| 1,2,4-Trimethylbenzene | ND | | 0.00100 | 1 | 05/24/2024 09:26 | WG2291925 |
| 1,3,5-Trimethylbenzene | ND | | 0.00100 | 1 | 05/24/2024 09:26 | WG2291925 |
| Vinyl acetate | ND | | 0.0100 | 1 | 05/24/2024 09:26 | WG2291925 |
| Vinyl chloride | ND | | 0.00100 | 1 | 05/24/2024 09:26 | WG2291925 |
| Xylenes, Total | ND | | 0.00300 | 1 | 05/24/2024 09:26 | WG2291925 |
| Di-isopropyl ether | ND | | 0.00100 | 1 | 05/24/2024 09:26 | WG2291925 |
| Ethanol | ND | | 0.100 | 1 | 05/24/2024 09:26 | WG2291925 |
| Ethyl tert-butyl ether | ND | | 0.00100 | 1 | 05/24/2024 09:26 | WG2291925 |
| Methyl tert-butyl ether | ND | | 0.00100 | 1 | 05/24/2024 09:26 | WG2291925 |
| tert-Butyl alcohol | ND | UJ ~~L1R7~~ | 0.00500 | 1 | 05/24/2024 09:26 | WG2291925 |
| tert-Amyl Methyl Ether | ND | | 0.00100 | 1 | 05/24/2024 09:26 | WG2291925 |
| *(S) Toluene-d8* | *108* | | *80.0-120* | | *05/24/2024 09:26* | WG2291925 |
| *(S) 4-Bromofluorobenzene* | *109* | | *77.0-126* | | *05/24/2024 09:26* | WG2291925 |
| *(S) 1,2-Dichloroethane-d4* | *112* | | *70.0-130* | | *05/24/2024 09:26* | WG2291925 |

1 Cp
2 Tc
3 Ss
4 Cn
5 Sr
6 Qc
7 Is
8 Gl
9 Al
10 Sc

## Gravimetric Analysis by Method 2540 C-2011

| Analyte | Result mg/l | Qualifier | RDL mg/l | Dilution | Analysis date / time | Batch |
|---|---|---|---|---|---|---|
| Dissolved Solids | 572 | | 10.0 | 1 | 05/23/2024 17:41 | WG2291848 |

## Wet Chemistry by Method 9056A

| Analyte | Result mg/l | Qualifier | RDL mg/l | Dilution | Analysis date / time | Batch |
|---|---|---|---|---|---|---|
| Nitrate | ND | | 0.100 | 1 | 05/18/2024 13:04 | WG2288788 |
| Nitrite | ND | | 0.100 | 1 | 05/18/2024 13:04 | WG2288788 |
| Sulfate | 220 | | 25.0 | 5 | 06/04/2024 13:31 | WG2296123 |

## Metals (ICP) by Method 6010D

| Analyte | Result mg/l | Qualifier | RDL mg/l | Dilution | Analysis date / time | Batch |
|---|---|---|---|---|---|---|
| Iron | ND | | 0.100 | 1 | 05/27/2024 21:17 | WG2291233 |

## Volatile Organic Compounds (GC) by Method RSK175

| Analyte | Result mg/l | Qualifier | RDL mg/l | Dilution | Analysis date / time | Batch |
|---|---|---|---|---|---|---|
| Methane | ND | | 0.0100 | 1 | 05/21/2024 12:15 | WG2289420 |
| Ethane | ND | | 0.0130 | 1 | 05/21/2024 12:15 | WG2289420 |
| Ethene | ND | | 0.0130 | 1 | 05/21/2024 12:15 | WG2289420 |

## Volatile Organic Compounds (GC/MS) by Method 8260B

| Analyte | Result mg/l | Qualifier | RDL mg/l | Dilution | Analysis date / time | Batch |
|---|---|---|---|---|---|---|
| Acetone | ND | | 0.250 | 5 | 05/28/2024 14:42 | WG2293848 |
| Acrylonitrile | ND | | 0.0500 | 5 | 05/28/2024 14:42 | WG2293848 |
| Benzene | ND | | 0.00500 | 5 | 05/28/2024 14:42 | WG2293848 |
| Bromobenzene | ND | | 0.00500 | 5 | 05/28/2024 14:42 | WG2293848 |
| Bromochloromethane | ND | | 0.00500 | 5 | 05/28/2024 14:42 | WG2293848 |
| Bromodichloromethane | ND | | 0.00500 | 5 | 05/28/2024 14:42 | WG2293848 |
| Bromoform | ND | | 0.00500 | 5 | 05/28/2024 14:42 | WG2293848 |
| Bromomethane | ND | | 0.0250 | 5 | 05/28/2024 14:42 | WG2293848 |
| n-Butylbenzene | ND | | 0.00500 | 5 | 05/28/2024 14:42 | WG2293848 |
| sec-Butylbenzene | ND | | 0.00500 | 5 | 05/28/2024 14:42 | WG2293848 |
| tert-Butylbenzene | ND | | 0.00500 | 5 | 05/28/2024 14:42 | WG2293848 |
| Carbon tetrachloride | ND | | 0.00500 | 5 | 05/28/2024 14:42 | WG2293848 |
| Carbon disulfide | ND | | 0.00500 | 5 | 05/28/2024 14:42 | WG2293848 |
| Chlorobenzene | ND | | 0.00500 | 5 | 05/28/2024 14:42 | WG2293848 |
| Chlorodibromomethane | ND | | 0.00500 | 5 | 05/28/2024 14:42 | WG2293848 |
| Chloroethane | ND | | 0.0250 | 5 | 05/28/2024 14:42 | WG2293848 |
| Chloroform | ND | | 0.0250 | 5 | 05/28/2024 14:42 | WG2293848 |
| Chloromethane | ND | | 0.0125 | 5 | 05/28/2024 14:42 | WG2293848 |
| 1,2-Dibromo-3-Chloropropane | ND | | 0.0250 | 5 | 05/28/2024 14:42 | WG2293848 |
| 1,2-Dibromoethane | ND | | 0.00500 | 5 | 05/28/2024 14:42 | WG2293848 |
| Dibromomethane | ND | | 0.00500 | 5 | 05/28/2024 14:42 | WG2293848 |
| 1,2-Dichlorobenzene | ND | | 0.00500 | 5 | 05/28/2024 14:42 | WG2293848 |
| 1,3-Dichlorobenzene | ND | | 0.00500 | 5 | 05/28/2024 14:42 | WG2293848 |
| 1,4-Dichlorobenzene | ND | | 0.00500 | 5 | 05/28/2024 14:42 | WG2293848 |
| trans-1,4-Dichloro-2-butene | ND | | 0.0125 | 5 | 05/28/2024 14:42 | WG2293848 |
| Dichlorodifluoromethane | ND | | 0.0250 | 5 | 05/28/2024 14:42 | WG2293848 |
| 1,1-Dichloroethane | ND | | 0.00500 | 5 | 05/28/2024 14:42 | WG2293848 |
| 1,2-Dichloroethane | ND | | 0.00500 | 5 | 05/28/2024 14:42 | WG2293848 |
| 1,1-Dichloroethene | ND | | 0.00500 | 5 | 05/28/2024 14:42 | WG2293848 |
| cis-1,2-Dichloroethene | ND | | 0.00500 | 5 | 05/28/2024 14:42 | WG2293848 |

## Volatile Organic Compounds (GC/MS) by Method 8260B

| Analyte | Result mg/l | Qualifier | RDL mg/l | Dilution | Analysis date / time | Batch |
|---|---|---|---|---|---|---|
| trans-1,2-Dichloroethene | ND | | 0.00500 | 5 | 05/28/2024 14:42 | WG2293848 |
| 1,2-Dichloropropane | ND | | 0.00500 | 5 | 05/28/2024 14:42 | WG2293848 |
| cis-1,3-Dichloropropene | ND | UJ ~~J2~~ | 0.00500 | 5 | 05/28/2024 14:42 | WG2293848 |
| trans-1,3-Dichloropropene | ND | | 0.00500 | 5 | 05/28/2024 14:42 | WG2293848 |
| Ethylbenzene | ND | | 0.00500 | 5 | 05/28/2024 14:42 | WG2293848 |
| Hexachloro-1,3-butadiene | ND | | 0.00500 | 5 | 05/28/2024 14:42 | WG2293848 |
| 2-Hexanone | ND | | 0.0500 | 5 | 05/28/2024 14:42 | WG2293848 |
| 2-Butanone (MEK) | ND | | 0.0500 | 5 | 05/28/2024 14:42 | WG2293848 |
| Iodomethane | ND | | 0.0500 | 5 | 05/28/2024 14:42 | WG2293848 |
| Methylene Chloride | ND | | 0.0250 | 5 | 05/28/2024 14:42 | WG2293848 |
| 4-Methyl-2-pentanone (MIBK) | ND | | 0.0500 | 5 | 05/28/2024 14:42 | WG2293848 |
| Naphthalene | ND | | 0.0250 | 5 | 05/28/2024 14:42 | WG2293848 |
| n-Propylbenzene | ND | | 0.00500 | 5 | 05/28/2024 14:42 | WG2293848 |
| Styrene | ND | | 0.00500 | 5 | 05/28/2024 14:42 | WG2293848 |
| 1,1,1,2-Tetrachloroethane | ND | | 0.00500 | 5 | 05/28/2024 14:42 | WG2293848 |
| 1,1,2,2-Tetrachloroethane | ND | | 0.00500 | 5 | 05/28/2024 14:42 | WG2293848 |
| 1,1,2-Trichlorotrifluoroethane | ND | | 0.00500 | 5 | 05/28/2024 14:42 | WG2293848 |
| Tetrachloroethene | ND | | 0.00500 | 5 | 05/28/2024 14:42 | WG2293848 |
| Toluene | ND | | 0.00500 | 5 | 05/28/2024 14:42 | WG2293848 |
| 1,2,4-Trichlorobenzene | ND | | 0.00500 | 5 | 05/28/2024 14:42 | WG2293848 |
| 1,1,1-Trichloroethane | ND | | 0.00500 | 5 | 05/28/2024 14:42 | WG2293848 |
| 1,1,2-Trichloroethane | ND | | 0.00500 | 5 | 05/28/2024 14:42 | WG2293848 |
| Trichloroethene | ND | | 0.00500 | 5 | 05/28/2024 14:42 | WG2293848 |
| Trichlorofluoromethane | ND | | 0.0250 | 5 | 05/28/2024 14:42 | WG2293848 |
| 1,2,3-Trichloropropane | ND | | 0.0125 | 5 | 05/28/2024 14:42 | WG2293848 |
| 1,2,4-Trimethylbenzene | ND | | 0.00500 | 5 | 05/28/2024 14:42 | WG2293848 |
| 1,3,5-Trimethylbenzene | ND | | 0.00500 | 5 | 05/28/2024 14:42 | WG2293848 |
| Vinyl acetate | ND | | 0.0500 | 5 | 05/28/2024 14:42 | WG2293848 |
| Vinyl chloride | ND | | 0.00500 | 5 | 05/28/2024 14:42 | WG2293848 |
| Xylenes, Total | ND | | 0.0150 | 5 | 05/28/2024 14:42 | WG2293848 |
| Di-isopropyl ether | ND | | 0.00500 | 5 | 05/28/2024 14:42 | WG2293848 |
| Ethanol | ND | | 0.500 | 5 | 05/28/2024 14:42 | WG2293848 |
| Ethyl tert-butyl ether | ND | | 0.00500 | 5 | 05/28/2024 14:42 | WG2293848 |
| Methyl tert-butyl ether | 0.103 | | 0.00500 | 5 | 05/28/2024 14:42 | WG2293848 |
| tert-Butyl alcohol | ND | | 0.0250 | 5 | 05/28/2024 14:42 | WG2293848 |
| tert-Amyl Methyl Ether | 0.00632 | | 0.00500 | 5 | 05/28/2024 14:42 | WG2293848 |
| *(S) Toluene-d8* | *112* | | *80.0-120* | | *05/28/2024 14:42* | WG2293848 |
| *(S) 4-Bromofluorobenzene* | *100* | | *77.0-126* | | *05/28/2024 14:42* | WG2293848 |
| *(S) 1,2-Dichloroethane-d4* | *93.9* | | *70.0-130* | | *05/28/2024 14:42* | WG2293848 |

**Sample Narrative:**

L1737559-05 WG2293848: Target compounds too high to run at a lower dilution.

## Gravimetric Analysis by Method 2540 C-2011

| Analyte | Result | Qualifier | RDL | Dilution | Analysis | Batch |
|---|---|---|---|---|---|---|
| | mg/l | | mg/l | | date / time | |
| Dissolved Solids | 773 | | 13.3 | 1 | 05/23/2024 17:41 | WG2291848 |

## Wet Chemistry by Method 9056A

| Analyte | Result | Qualifier | RDL | Dilution | Analysis | Batch |
|---|---|---|---|---|---|---|
| | mg/l | | mg/l | | date / time | |
| Nitrate | ND | | 0.100 | 1 | 05/17/2024 22:49 | WG2288611 |
| Nitrite | ND | | 0.100 | 1 | 05/17/2024 22:49 | WG2288611 |
| Sulfate | 311 | | 50.0 | 10 | 05/26/2024 05:39 | WG2291788 |

## Metals (ICP) by Method 6010D

| Analyte | Result | Qualifier | RDL | Dilution | Analysis | Batch |
|---|---|---|---|---|---|---|
| | mg/l | | mg/l | | date / time | |
| Iron | ND | | 0.100 | 1 | 05/27/2024 21:19 | WG2291233 |

## Volatile Organic Compounds (GC) by Method RSK175

| Analyte | Result | Qualifier | RDL | Dilution | Analysis | Batch |
|---|---|---|---|---|---|---|
| | mg/l | | mg/l | | date / time | |
| Methane | ND | | 0.0100 | 1 | 05/21/2024 12:19 | WG2289420 |
| Ethane | ND | | 0.0130 | 1 | 05/21/2024 12:19 | WG2289420 |
| Ethene | ND | | 0.0130 | 1 | 05/21/2024 12:19 | WG2289420 |

## Volatile Organic Compounds (GC/MS) by Method 8260B

| Analyte | Result | Qualifier | RDL | Dilution | Analysis | Batch |
|---|---|---|---|---|---|---|
| | mg/l | | mg/l | | date / time | |
| Acetone | ND | | 10.0 | 200 | 05/24/2024 16:41 | WG2291925 |
| Acrylonitrile | ND | | 2.00 | 200 | 05/24/2024 16:41 | WG2291925 |
| Benzene | ND | | 0.200 | 200 | 05/24/2024 16:41 | WG2291925 |
| Bromobenzene | ND | | 0.200 | 200 | 05/24/2024 16:41 | WG2291925 |
| Bromochloromethane | ND | | 0.200 | 200 | 05/24/2024 16:41 | WG2291925 |
| Bromodichloromethane | ND | | 0.200 | 200 | 05/24/2024 16:41 | WG2291925 |
| Bromoform | ND | | 0.200 | 200 | 05/24/2024 16:41 | WG2291925 |
| Bromomethane | ND | | 1.00 | 200 | 05/24/2024 16:41 | WG2291925 |
| n-Butylbenzene | ND | | 0.200 | 200 | 05/24/2024 16:41 | WG2291925 |
| sec-Butylbenzene | ND | | 0.200 | 200 | 05/24/2024 16:41 | WG2291925 |
| tert-Butylbenzene | ND | | 0.200 | 200 | 05/24/2024 16:41 | WG2291925 |
| Carbon tetrachloride | ND | | 0.200 | 200 | 05/24/2024 16:41 | WG2291925 |
| Carbon disulfide | ND | | 0.200 | 200 | 05/24/2024 16:41 | WG2291925 |
| Chlorobenzene | ND | | 0.200 | 200 | 05/24/2024 16:41 | WG2291925 |
| Chlorodibromomethane | ND | | 0.200 | 200 | 05/24/2024 16:41 | WG2291925 |
| Chloroethane | ND | | 1.00 | 200 | 05/24/2024 16:41 | WG2291925 |
| Chloroform | ND | | 1.00 | 200 | 05/24/2024 16:41 | WG2291925 |
| Chloromethane | ND | | 0.500 | 200 | 05/24/2024 16:41 | WG2291925 |
| 1,2-Dibromo-3-Chloropropane | ND | | 1.00 | 200 | 05/24/2024 16:41 | WG2291925 |
| 1,2-Dibromoethane | ND | | 0.200 | 200 | 05/24/2024 16:41 | WG2291925 |
| Dibromomethane | ND | | 0.200 | 200 | 05/24/2024 16:41 | WG2291925 |
| 1,2-Dichlorobenzene | ND | | 0.200 | 200 | 05/24/2024 16:41 | WG2291925 |
| 1,3-Dichlorobenzene | ND | | 0.200 | 200 | 05/24/2024 16:41 | WG2291925 |
| 1,4-Dichlorobenzene | ND | | 0.200 | 200 | 05/24/2024 16:41 | WG2291925 |
| trans-1,4-Dichloro-2-butene | ND | | 0.500 | 200 | 05/24/2024 16:41 | WG2291925 |
| Dichlorodifluoromethane | ND | | 1.00 | 200 | 05/24/2024 16:41 | WG2291925 |
| 1,1-Dichloroethane | ND | | 0.200 | 200 | 05/24/2024 16:41 | WG2291925 |
| 1,2-Dichloroethane | ND | | 0.200 | 200 | 05/24/2024 16:41 | WG2291925 |
| 1,1-Dichloroethene | ND | | 0.200 | 200 | 05/24/2024 16:41 | WG2291925 |
| cis-1,2-Dichloroethene | ND | | 0.200 | 200 | 05/24/2024 16:41 | WG2291925 |

## Volatile Organic Compounds (GC/MS) by Method 8260B

| Analyte | Result mg/l | Qualifier | RDL mg/l | Dilution | Analysis date / time | Batch |
|---|---|---|---|---|---|---|
| trans-1,2-Dichloroethene | ND | | 0.200 | 200 | 05/24/2024 16:41 | WG2291925 |
| 1,2-Dichloropropane | ND | | 0.200 | 200 | 05/24/2024 16:41 | WG2291925 |
| cis-1,3-Dichloropropene | ND | | 0.200 | 200 | 05/24/2024 16:41 | WG2291925 |
| trans-1,3-Dichloropropene | ND | | 0.200 | 200 | 05/24/2024 16:41 | WG2291925 |
| Ethylbenzene | ND | | 0.200 | 200 | 05/24/2024 16:41 | WG2291925 |
| Hexachloro-1,3-butadiene | ND | | 0.200 | 200 | 05/24/2024 16:41 | WG2291925 |
| 2-Hexanone | ND | | 2.00 | 200 | 05/24/2024 16:41 | WG2291925 |
| 2-Butanone (MEK) | ND | | 2.00 | 200 | 05/24/2024 16:41 | WG2291925 |
| Iodomethane | ND | | 2.00 | 200 | 05/24/2024 16:41 | WG2291925 |
| Methylene Chloride | ND | | 1.00 | 200 | 05/24/2024 16:41 | WG2291925 |
| 4-Methyl-2-pentanone (MIBK) | ND | | 2.00 | 200 | 05/24/2024 16:41 | WG2291925 |
| Naphthalene | ND | | 1.00 | 200 | 05/24/2024 16:41 | WG2291925 |
| n-Propylbenzene | ND | | 0.200 | 200 | 05/24/2024 16:41 | WG2291925 |
| Styrene | ND | | 0.200 | 200 | 05/24/2024 16:41 | WG2291925 |
| 1,1,1,2-Tetrachloroethane | ND | | 0.200 | 200 | 05/24/2024 16:41 | WG2291925 |
| 1,1,2,2-Tetrachloroethane | ND | | 0.200 | 200 | 05/24/2024 16:41 | WG2291925 |
| 1,1,2-Trichlorotrifluoroethane | ND | | 0.200 | 200 | 05/24/2024 16:41 | WG2291925 |
| Tetrachloroethene | ND | | 0.200 | 200 | 05/24/2024 16:41 | WG2291925 |
| Toluene | ND | | 0.200 | 200 | 05/24/2024 16:41 | WG2291925 |
| 1,2,4-Trichlorobenzene | ND | | 0.200 | 200 | 05/24/2024 16:41 | WG2291925 |
| 1,1,1-Trichloroethane | ND | | 0.200 | 200 | 05/24/2024 16:41 | WG2291925 |
| 1,1,2-Trichloroethane | ND | | 0.200 | 200 | 05/24/2024 16:41 | WG2291925 |
| Trichloroethene | ND | | 0.200 | 200 | 05/24/2024 16:41 | WG2291925 |
| Trichlorofluoromethane | ND | | 1.00 | 200 | 05/24/2024 16:41 | WG2291925 |
| 1,2,3-Trichloropropane | ND | | 0.500 | 200 | 05/24/2024 16:41 | WG2291925 |
| 1,2,4-Trimethylbenzene | ND | | 0.200 | 200 | 05/24/2024 16:41 | WG2291925 |
| 1,3,5-Trimethylbenzene | ND | | 0.200 | 200 | 05/24/2024 16:41 | WG2291925 |
| Vinyl acetate | ND | | 2.00 | 200 | 05/24/2024 16:41 | WG2291925 |
| Vinyl chloride | ND | | 0.200 | 200 | 05/24/2024 16:41 | WG2291925 |
| Xylenes, Total | ND | | 0.600 | 200 | 05/24/2024 16:41 | WG2291925 |
| Di-isopropyl ether | ND | | 0.200 | 200 | 05/24/2024 16:41 | WG2291925 |
| Ethanol | ND | | 20.0 | 200 | 05/24/2024 16:41 | WG2291925 |
| Ethyl tert-butyl ether | ND | | 0.200 | 200 | 05/24/2024 16:41 | WG2291925 |
| Methyl tert-butyl ether | 16.2 | | 0.200 | 200 | 05/24/2024 16:41 | WG2291925 |
| tert-Butyl alcohol | ND | UJ ~~L1-R7~~ | 1.00 | 200 | 05/24/2024 16:41 | WG2291925 |
| tert-Amyl Methyl Ether | 2.15 | | 0.200 | 200 | 05/24/2024 16:41 | WG2291925 |
| *(S) Toluene-d8* | *108* | | *80.0-120* | | *05/24/2024 16:41* | WG2291925 |
| *(S) 4-Bromofluorobenzene* | *110* | | *77.0-126* | | *05/24/2024 16:41* | WG2291925 |
| *(S) 1,2-Dichloroethane-d4* | *114* | | *70.0-130* | | *05/24/2024 16:41* | WG2291925 |

**Sample Narrative:**

L1737559-06 WG2291925: Target compounds too high to run at a lower dilution.

## Volatile Organic Compounds (GC/MS) by Method 8260B

| Analyte | Result mg/l | Qualifier | RDL mg/l | Dilution | Analysis date / time | Batch |
|---|---|---|---|---|---|---|
| Acetone | ND | | 0.0500 | 1 | 05/24/2024 07:00 | WG2291925 |
| Acrylonitrile | ND | | 0.0100 | 1 | 05/24/2024 07:00 | WG2291925 |
| Benzene | ND | | 0.00100 | 1 | 05/24/2024 07:00 | WG2291925 |
| Bromobenzene | ND | | 0.00100 | 1 | 05/24/2024 07:00 | WG2291925 |
| Bromochloromethane | ND | | 0.00100 | 1 | 05/24/2024 07:00 | WG2291925 |
| Bromodichloromethane | ND | | 0.00100 | 1 | 05/24/2024 07:00 | WG2291925 |
| Bromoform | ND | | 0.00100 | 1 | 05/24/2024 07:00 | WG2291925 |
| Bromomethane | ND | | 0.00500 | 1 | 05/24/2024 07:00 | WG2291925 |
| n-Butylbenzene | ND | | 0.00100 | 1 | 05/24/2024 07:00 | WG2291925 |
| sec-Butylbenzene | ND | | 0.00100 | 1 | 05/24/2024 07:00 | WG2291925 |
| tert-Butylbenzene | ND | | 0.00100 | 1 | 05/24/2024 07:00 | WG2291925 |
| Carbon tetrachloride | ND | | 0.00100 | 1 | 05/24/2024 07:00 | WG2291925 |
| Carbon disulfide | ND | | 0.00100 | 1 | 05/24/2024 07:00 | WG2291925 |
| Chlorobenzene | ND | | 0.00100 | 1 | 05/24/2024 07:00 | WG2291925 |
| Chlorodibromomethane | ND | | 0.00100 | 1 | 05/24/2024 07:00 | WG2291925 |
| Chloroethane | ND | | 0.00500 | 1 | 05/24/2024 07:00 | WG2291925 |
| Chloroform | ND | | 0.00500 | 1 | 05/24/2024 07:00 | WG2291925 |
| Chloromethane | ND | | 0.00250 | 1 | 05/24/2024 07:00 | WG2291925 |
| 1,2-Dibromo-3-Chloropropane | ND | | 0.00500 | 1 | 05/24/2024 07:00 | WG2291925 |
| 1,2-Dibromoethane | ND | | 0.00100 | 1 | 05/24/2024 07:00 | WG2291925 |
| Dibromomethane | ND | | 0.00100 | 1 | 05/24/2024 07:00 | WG2291925 |
| 1,2-Dichlorobenzene | ND | | 0.00100 | 1 | 05/24/2024 07:00 | WG2291925 |
| 1,3-Dichlorobenzene | ND | | 0.00100 | 1 | 05/24/2024 07:00 | WG2291925 |
| 1,4-Dichlorobenzene | ND | | 0.00100 | 1 | 05/24/2024 07:00 | WG2291925 |
| trans-1,4-Dichloro-2-butene | ND | | 0.00250 | 1 | 05/24/2024 07:00 | WG2291925 |
| Dichlorodifluoromethane | ND | | 0.00500 | 1 | 05/24/2024 07:00 | WG2291925 |
| 1,1-Dichloroethane | ND | | 0.00100 | 1 | 05/24/2024 07:00 | WG2291925 |
| 1,2-Dichloroethane | ND | | 0.00100 | 1 | 05/24/2024 07:00 | WG2291925 |
| 1,1-Dichloroethene | ND | | 0.00100 | 1 | 05/24/2024 07:00 | WG2291925 |
| cis-1,2-Dichloroethene | ND | | 0.00100 | 1 | 05/24/2024 07:00 | WG2291925 |
| trans-1,2-Dichloroethene | ND | | 0.00100 | 1 | 05/24/2024 07:00 | WG2291925 |
| 1,2-Dichloropropane | ND | | 0.00100 | 1 | 05/24/2024 07:00 | WG2291925 |
| cis-1,3-Dichloropropene | ND | | 0.00100 | 1 | 05/24/2024 07:00 | WG2291925 |
| trans-1,3-Dichloropropene | ND | | 0.00100 | 1 | 05/24/2024 07:00 | WG2291925 |
| Ethylbenzene | ND | | 0.00100 | 1 | 05/24/2024 07:00 | WG2291925 |
| Hexachloro-1,3-butadiene | ND | | 0.00100 | 1 | 05/24/2024 07:00 | WG2291925 |
| 2-Hexanone | ND | | 0.0100 | 1 | 05/24/2024 07:00 | WG2291925 |
| 2-Butanone (MEK) | ND | | 0.0100 | 1 | 05/24/2024 07:00 | WG2291925 |
| Iodomethane | ND | | 0.0100 | 1 | 05/24/2024 07:00 | WG2291925 |
| Methylene Chloride | ND | | 0.00500 | 1 | 05/24/2024 07:00 | WG2291925 |
| 4-Methyl-2-pentanone (MIBK) | ND | | 0.0100 | 1 | 05/24/2024 07:00 | WG2291925 |
| Naphthalene | ND | | 0.00500 | 1 | 05/24/2024 07:00 | WG2291925 |
| n-Propylbenzene | ND | | 0.00100 | 1 | 05/24/2024 07:00 | WG2291925 |
| Styrene | ND | | 0.00100 | 1 | 05/24/2024 07:00 | WG2291925 |
| 1,1,1,2-Tetrachloroethane | ND | | 0.00100 | 1 | 05/24/2024 07:00 | WG2291925 |
| 1,1,2,2-Tetrachloroethane | ND | | 0.00100 | 1 | 05/24/2024 07:00 | WG2291925 |
| 1,1,2-Trichlorotrifluoroethane | ND | | 0.00100 | 1 | 05/24/2024 07:00 | WG2291925 |
| Tetrachloroethene | ND | | 0.00100 | 1 | 05/24/2024 07:00 | WG2291925 |
| Toluene | ND | | 0.00100 | 1 | 05/24/2024 07:00 | WG2291925 |
| 1,2,4-Trichlorobenzene | ND | | 0.00100 | 1 | 05/24/2024 07:00 | WG2291925 |
| 1,1,1-Trichloroethane | ND | | 0.00100 | 1 | 05/24/2024 07:00 | WG2291925 |
| 1,1,2-Trichloroethane | ND | | 0.00100 | 1 | 05/24/2024 07:00 | WG2291925 |
| Trichloroethene | ND | | 0.00100 | 1 | 05/24/2024 07:00 | WG2291925 |
| Trichlorofluoromethane | ND | | 0.00500 | 1 | 05/24/2024 07:00 | WG2291925 |
| 1,2,3-Trichloropropane | ND | | 0.00250 | 1 | 05/24/2024 07:00 | WG2291925 |
| 1,2,4-Trimethylbenzene | ND | | 0.00100 | 1 | 05/24/2024 07:00 | WG2291925 |

## Volatile Organic Compounds (GC/MS) by Method 8260B

| Analyte | Result mg/l | Qualifier | RDL mg/l | Dilution | Analysis date / time | Batch |
|---|---|---|---|---|---|---|
| 1,3,5-Trimethylbenzene | ND | | 0.00100 | 1 | 05/24/2024 07:00 | WG2291925 |
| Vinyl acetate | ND | | 0.0100 | 1 | 05/24/2024 07:00 | WG2291925 |
| Vinyl chloride | ND | | 0.00100 | 1 | 05/24/2024 07:00 | WG2291925 |
| Xylenes, Total | ND | | 0.00300 | 1 | 05/24/2024 07:00 | WG2291925 |
| Di-isopropyl ether | ND | | 0.00100 | 1 | 05/24/2024 07:00 | WG2291925 |
| Ethanol | ND | | 0.100 | 1 | 05/24/2024 07:00 | WG2291925 |
| Ethyl tert-butyl ether | ND | | 0.00100 | 1 | 05/24/2024 07:00 | WG2291925 |
| Methyl tert-butyl ether | ND | | 0.00100 | 1 | 05/24/2024 07:00 | WG2291925 |
| tert-Butyl alcohol | 0.216 | J L1,R7 | 0.00500 | 1 | 05/24/2024 07:00 | WG2291925 |
| tert-Amyl Methyl Ether | ND | | 0.00100 | 1 | 05/24/2024 07:00 | WG2291925 |
| *(S) Toluene-d8* | *108* | | *80.0-120* | | *05/24/2024 07:00* | WG2291925 |
| *(S) 4-Bromofluorobenzene* | *109* | | *77.0-126* | | *05/24/2024 07:00* | WG2291925 |
| *(S) 1,2-Dichloroethane-d4* | *108* | | *70.0-130* | | *05/24/2024 07:00* | WG2291925 |

## Volatile Organic Compounds (GC/MS) by Method 8260B

| Analyte | Result mg/l | Qualifier | RDL mg/l | Dilution | Analysis date / time | Batch |
|---|---|---|---|---|---|---|
| Acetone | ND | | 0.0500 | 1 | 05/24/2024 06:40 | WG2291925 |
| Acrylonitrile | ND | | 0.0100 | 1 | 05/24/2024 06:40 | WG2291925 |
| Benzene | ND | | 0.00100 | 1 | 05/24/2024 06:40 | WG2291925 |
| Bromobenzene | ND | | 0.00100 | 1 | 05/24/2024 06:40 | WG2291925 |
| Bromochloromethane | ND | | 0.00100 | 1 | 05/24/2024 06:40 | WG2291925 |
| Bromodichloromethane | ND | | 0.00100 | 1 | 05/24/2024 06:40 | WG2291925 |
| Bromoform | ND | | 0.00100 | 1 | 05/24/2024 06:40 | WG2291925 |
| Bromomethane | ND | | 0.00500 | 1 | 05/24/2024 06:40 | WG2291925 |
| n-Butylbenzene | ND | | 0.00100 | 1 | 05/24/2024 06:40 | WG2291925 |
| sec-Butylbenzene | ND | | 0.00100 | 1 | 05/24/2024 06:40 | WG2291925 |
| tert-Butylbenzene | ND | | 0.00100 | 1 | 05/24/2024 06:40 | WG2291925 |
| Carbon tetrachloride | ND | | 0.00100 | 1 | 05/24/2024 06:40 | WG2291925 |
| Carbon disulfide | ND | | 0.00100 | 1 | 05/24/2024 06:40 | WG2291925 |
| Chlorobenzene | ND | | 0.00100 | 1 | 05/24/2024 06:40 | WG2291925 |
| Chlorodibromomethane | ND | | 0.00100 | 1 | 05/24/2024 06:40 | WG2291925 |
| Chloroethane | ND | | 0.00500 | 1 | 05/24/2024 06:40 | WG2291925 |
| Chloroform | ND | | 0.00500 | 1 | 05/24/2024 06:40 | WG2291925 |
| Chloromethane | ND | | 0.00250 | 1 | 05/24/2024 06:40 | WG2291925 |
| 1,2-Dibromo-3-Chloropropane | ND | | 0.00500 | 1 | 05/24/2024 06:40 | WG2291925 |
| 1,2-Dibromoethane | ND | | 0.00100 | 1 | 05/24/2024 06:40 | WG2291925 |
| Dibromomethane | ND | | 0.00100 | 1 | 05/24/2024 06:40 | WG2291925 |
| 1,2-Dichlorobenzene | ND | | 0.00100 | 1 | 05/24/2024 06:40 | WG2291925 |
| 1,3-Dichlorobenzene | ND | | 0.00100 | 1 | 05/24/2024 06:40 | WG2291925 |
| 1,4-Dichlorobenzene | ND | | 0.00100 | 1 | 05/24/2024 06:40 | WG2291925 |
| trans-1,4-Dichloro-2-butene | ND | | 0.00250 | 1 | 05/24/2024 06:40 | WG2291925 |
| Dichlorodifluoromethane | ND | | 0.00500 | 1 | 05/24/2024 06:40 | WG2291925 |
| 1,1-Dichloroethane | ND | | 0.00100 | 1 | 05/24/2024 06:40 | WG2291925 |
| 1,2-Dichloroethane | ND | | 0.00100 | 1 | 05/24/2024 06:40 | WG2291925 |
| 1,1-Dichloroethene | ND | | 0.00100 | 1 | 05/24/2024 06:40 | WG2291925 |
| cis-1,2-Dichloroethene | ND | | 0.00100 | 1 | 05/24/2024 06:40 | WG2291925 |
| trans-1,2-Dichloroethene | ND | | 0.00100 | 1 | 05/24/2024 06:40 | WG2291925 |
| 1,2-Dichloropropane | ND | | 0.00100 | 1 | 05/24/2024 06:40 | WG2291925 |
| cis-1,3-Dichloropropene | ND | | 0.00100 | 1 | 05/24/2024 06:40 | WG2291925 |
| trans-1,3-Dichloropropene | ND | | 0.00100 | 1 | 05/24/2024 06:40 | WG2291925 |
| Ethylbenzene | ND | | 0.00100 | 1 | 05/24/2024 06:40 | WG2291925 |
| Hexachloro-1,3-butadiene | ND | | 0.00100 | 1 | 05/24/2024 06:40 | WG2291925 |
| 2-Hexanone | ND | | 0.0100 | 1 | 05/24/2024 06:40 | WG2291925 |
| 2-Butanone (MEK) | ND | | 0.0100 | 1 | 05/24/2024 06:40 | WG2291925 |
| Iodomethane | ND | | 0.0100 | 1 | 05/24/2024 06:40 | WG2291925 |
| Methylene Chloride | ND | | 0.00500 | 1 | 05/24/2024 06:40 | WG2291925 |
| 4-Methyl-2-pentanone (MIBK) | ND | | 0.0100 | 1 | 05/24/2024 06:40 | WG2291925 |
| Naphthalene | ND | | 0.00500 | 1 | 05/24/2024 06:40 | WG2291925 |
| n-Propylbenzene | ND | | 0.00100 | 1 | 05/24/2024 06:40 | WG2291925 |
| Styrene | ND | | 0.00100 | 1 | 05/24/2024 06:40 | WG2291925 |
| 1,1,1,2-Tetrachloroethane | ND | | 0.00100 | 1 | 05/24/2024 06:40 | WG2291925 |
| 1,1,2,2-Tetrachloroethane | ND | | 0.00100 | 1 | 05/24/2024 06:40 | WG2291925 |
| 1,1,2-Trichlorotrifluoroethane | ND | | 0.00100 | 1 | 05/24/2024 06:40 | WG2291925 |
| Tetrachloroethene | ND | | 0.00100 | 1 | 05/24/2024 06:40 | WG2291925 |
| Toluene | ND | | 0.00100 | 1 | 05/24/2024 06:40 | WG2291925 |
| 1,2,4-Trichlorobenzene | ND | | 0.00100 | 1 | 05/24/2024 06:40 | WG2291925 |
| 1,1,1-Trichloroethane | ND | | 0.00100 | 1 | 05/24/2024 06:40 | WG2291925 |
| 1,1,2-Trichloroethane | ND | | 0.00100 | 1 | 05/24/2024 06:40 | WG2291925 |
| Trichloroethene | ND | | 0.00100 | 1 | 05/24/2024 06:40 | WG2291925 |
| Trichlorofluoromethane | ND | | 0.00500 | 1 | 05/24/2024 06:40 | WG2291925 |
| 1,2,3-Trichloropropane | ND | | 0.00250 | 1 | 05/24/2024 06:40 | WG2291925 |
| 1,2,4-Trimethylbenzene | ND | | 0.00100 | 1 | 05/24/2024 06:40 | WG2291925 |

## Volatile Organic Compounds (GC/MS) by Method 8260B

| Analyte | Result mg/l | Qualifier | RDL mg/l | Dilution | Analysis date / time | Batch |
|---|---|---|---|---|---|---|
| 1,3,5-Trimethylbenzene | ND | | 0.00100 | 1 | 05/24/2024 06:40 | WG2291925 |
| Vinyl acetate | ND | | 0.0100 | 1 | 05/24/2024 06:40 | WG2291925 |
| Vinyl chloride | ND | | 0.00100 | 1 | 05/24/2024 06:40 | WG2291925 |
| Xylenes, Total | ND | | 0.00300 | 1 | 05/24/2024 06:40 | WG2291925 |
| Di-isopropyl ether | ND | | 0.00100 | 1 | 05/24/2024 06:40 | WG2291925 |
| Ethanol | ND | | 0.100 | 1 | 05/24/2024 06:40 | WG2291925 |
| Ethyl tert-butyl ether | ND | | 0.00100 | 1 | 05/24/2024 06:40 | WG2291925 |
| Methyl tert-butyl ether | ND | | 0.00100 | 1 | 05/24/2024 06:40 | WG2291925 |
| tert-Butyl alcohol | 0.0105 | J BTL1 R7 | 0.00500 | 1 | 05/24/2024 06:40 | WG2291925 |
| tert-Amyl Methyl Ether | ND | | 0.00100 | 1 | 05/24/2024 06:40 | WG2291925 |
| *(S) Toluene-d8* | *107* | | *80.0-120* | | *05/24/2024 06:40* | WG2291925 |
| *(S) 4-Bromofluorobenzene* | *111* | | *77.0-126* | | *05/24/2024 06:40* | WG2291925 |
| *(S) 1,2-Dichloroethane-d4* | *108* | | *70.0-130* | | *05/24/2024 06:40* | WG2291925 |

Company Name/Address:
**Kinder Morgan - Rocklin, CA-AZ Work**

410 N.44th Street
Suite 1000
Phoenix, AZ 85008

Billing Information:
Accounts Payable- Alan Van Antwerp
9950 SAN DIEGO MISSION RD.
SAN DIEGO, CA 92108

Pres Chk

Report to: Bob Forsberg

Email To: bob.forsberg@arcadis-us.com;sascha.arnold@arcadis.com

Project Description: KMEP Silvercroft Wash

City/State Collected: TUCSON/AZ

Please Circle: PT (MT) CT ET

Phone: 602-438-0883

Client Project # 30207116

Lab Project # KINARCPAZ-SILVERCROF

Collected by (print): MS/SXA

Site/Facility ID # SILVERCROFT WASH

P.O. # WD1046679

Collected by (signature):

Immediately Packed on Ice N___ Y X

Rush? (Lab MUST Be Notified)
___ Same Day ___ Five Day
___ Next Day ___ 5 Day (Rad Only)
___ Two Day ___ 10 Day (Rad Only)
___ Three Day

Quote #

Date Results Needed: STD TAT

Analysis / Container / Preservative

| Sample ID | Comp/Grab | Matrix * | Depth | Date | Time | No. of Cntrs | *NO2,NO3,SO4 125mlHDPE-NoPres | EEM RSK175 40mlAmb HCl | HOLD - NO2+NO3 250mlHDPE-H2SO4 | TDS 1L-HDPE NoPres | Total Fe 6010 250mlHDPE-HNO3 | VOCs+OXYs 8260 40mlAmb-HCl | Remarks | Sample # (lab only) |
|---|---|---|---|---|---|---|---|---|---|---|---|---|---|---|
| MW-28 | GRAB | GW | 163' | 5-20-24 | 1035 | 15 | X | X | X | X | X | X | RUN MS/MSD | -01 |
| MW-18 | | GW | 152' | | 1130 | 9 | X | X | X | X | X | X | | -02 |
| MW-18 DUP | | GW | 152' | | 1135 | 9 | X | X | X | X | X | X | | -03 |
| MW-24 | | GW | 151' | | 1222 | 9 | X | X | X | X | X | X | | -04 |
| MW-30 | | GW | 152' | | 1320 | 9 | X | X | X | X | X | X | | -05 |
| MW-26 | | GW | 155' | | 1403 | 9 | X | X | X | X | X | X | | -06 |
| | | GW | | | | | | | | | | | | |
| | | GW | | | | | | | | | | | | |
| | | GW | | | | | | | | | | | | |
| EB-3 | GRAB | ~~GW~~ | — | 5-20-24 | 1230 | 3 | | | | | | X | | -07 |
| TRIP BLANK | — | ~~GW~~ | — | 5-20-24 | — | 1 | | | | | | X | | -08 |

Chain of Custody Page 1 of 1

Pace
PEOPLE ADVANCING SCIENCE

MT JULIET, TN
12065 Lebanon Rd Mount Juliet, TN 37122
Submitting a sample via this chain of custody constitutes acknowledgment and acceptance of the Pace Terms and Conditions found at: https://info.pacelabs.com/hubfs/pas-standard-terms.pdf

SDG # L1358436

B052

Acctnum: KINARCPAZ
Template: T190237
Prelogin: P1068524
PM: 110 - Brian Ford
PB:
Shipped Via:

* Matrix:
SS - Soil AIR - Air F - Filter
GW - Groundwater B - Bioassay
WW - WasteWater
DW - Drinking Water
OT - Other_____

Remarks: *NO2,NO3 have a 48 hour holding time.

(SHIP VIA FEDEX)

pH _____ Temp _____

Flow _____ Other _____

Samples returned via:
__ UPS __ FedEx __ Courier _____

Tracking # 715503139751

Sample Receipt Checklist

| | | |
|---|---|---|
| COC Seal Present/Intact: | NP | Y N |
| COC Signed/Accurate: | | Y N |
| Bottles arrive intact: | | Y N |
| Correct bottles used: | | Y N |
| Sufficient volume sent: | | Y N |
| If Applicable | | |
| VOA Zero Headspace: | | Y N |
| Preservation Correct/Checked: | | Y N |
| RAD Screen <0.5 mR/hr: | | Y N |

| Relinquished by : (Signature) | Date: | Time: | Received by: (Signature) | Trip Blank Received: Yes / No HCL / MeoH TBR |
|---|---|---|---|---|
| | 5-20-2024 | 1530 | SHIP-N-MAIL | |
| Relinquished by : (Signature) | Date: | Time: | Received by: (Signature) | Temp: °C Bottles Received: |
| | | | | 5.7+0.1=5.8 EDA6 6 |
| Relinquished by : (Signature) | Date: | Time: | Received for lab by: (Signature) | Date: Time: |
| | | | C Roper | 05.21.24 0900 |

PH-10BDH6021 TRC-2352362
CR6-20221V

If ... te/Time

Hold:

Condition: NCF / OK

## Gravimetric Analysis by Method 2540 C-2011

| Analyte | Result mg/l | Qualifier | RDL mg/l | Dilution | Analysis date / time | Batch |
|---|---|---|---|---|---|---|
| Dissolved Solids | 673 | | 13.3 | 1 | 05/24/2024 16:33 | WG2292539 |

## Wet Chemistry by Method 9056A

| Analyte | Result mg/l | Qualifier | RDL mg/l | Dilution | Analysis date / time | Batch |
|---|---|---|---|---|---|---|
| Nitrate | 3.19 | | 0.100 | 1 | 05/21/2024 22:24 | WG2290277 |
| Nitrite | ND | | 0.100 | 1 | 05/21/2024 22:24 | WG2290277 |
| Sulfate | 206 | M3 | 25.0 | 5 | 06/10/2024 14:52 | WG2300737 |

## Metals (ICP) by Method 6010D

| Analyte | Result mg/l | Qualifier | RDL mg/l | Dilution | Analysis date / time | Batch |
|---|---|---|---|---|---|---|
| Iron | 1.88 | | 0.100 | 1 | 05/30/2024 10:29 | WG2292937 |

## Volatile Organic Compounds (GC) by Method RSK175

| Analyte | Result mg/l | Qualifier | RDL mg/l | Dilution | Analysis date / time | Batch |
|---|---|---|---|---|---|---|
| Methane | ND | | 0.0100 | 1 | 05/23/2024 14:21 | WG2290595 |
| Ethane | ND | | 0.0130 | 1 | 05/23/2024 14:21 | WG2290595 |
| Ethene | ND | | 0.0130 | 1 | 05/23/2024 14:21 | WG2290595 |

## Volatile Organic Compounds (GC/MS) by Method 8260B

| Analyte | Result mg/l | Qualifier | RDL mg/l | Dilution | Analysis date / time | Batch |
|---|---|---|---|---|---|---|
| Acetone | ND | | 0.0500 | 1 | 05/27/2024 02:39 | WG2293728 |
| Acrylonitrile | ND | | 0.0100 | 1 | 05/27/2024 02:39 | WG2293728 |
| Benzene | ND | | 0.00100 | 1 | 05/27/2024 02:39 | WG2293728 |
| Bromobenzene | ND | | 0.00100 | 1 | 05/27/2024 02:39 | WG2293728 |
| Bromochloromethane | ND | | 0.00100 | 1 | 05/27/2024 02:39 | WG2293728 |
| Bromodichloromethane | ND | | 0.00100 | 1 | 05/27/2024 02:39 | WG2293728 |
| Bromoform | ND | | 0.00100 | 1 | 05/27/2024 02:39 | WG2293728 |
| Bromomethane | ND | | 0.00500 | 1 | 05/27/2024 02:39 | WG2293728 |
| n-Butylbenzene | ND | | 0.00100 | 1 | 05/27/2024 02:39 | WG2293728 |
| sec-Butylbenzene | ND | | 0.00100 | 1 | 05/27/2024 02:39 | WG2293728 |
| tert-Butylbenzene | ND | | 0.00100 | 1 | 05/27/2024 02:39 | WG2293728 |
| Carbon tetrachloride | ND | L1 | 0.00100 | 1 | 05/27/2024 02:39 | WG2293728 |
| Carbon disulfide | ND | | 0.00100 | 1 | 05/27/2024 02:39 | WG2293728 |
| Chlorobenzene | ND | | 0.00100 | 1 | 05/27/2024 02:39 | WG2293728 |
| Chlorodibromomethane | ND | | 0.00100 | 1 | 05/27/2024 02:39 | WG2293728 |
| Chloroethane | ND | | 0.00500 | 1 | 05/27/2024 02:39 | WG2293728 |
| Chloroform | ND | | 0.00500 | 1 | 05/27/2024 02:39 | WG2293728 |
| Chloromethane | ND | UJ | 0.00250 | 1 | 05/27/2024 02:39 | WG2293728 |
| 1,2-Dibromo-3-Chloropropane | ND | | 0.00500 | 1 | 05/27/2024 02:39 | WG2293728 |
| 1,2-Dibromoethane | ND | | 0.00100 | 1 | 05/27/2024 02:39 | WG2293728 |
| Dibromomethane | ND | | 0.00100 | 1 | 05/27/2024 02:39 | WG2293728 |
| 1,2-Dichlorobenzene | ND | | 0.00100 | 1 | 05/27/2024 02:39 | WG2293728 |
| 1,3-Dichlorobenzene | ND | | 0.00100 | 1 | 05/27/2024 02:39 | WG2293728 |
| 1,4-Dichlorobenzene | ND | | 0.00100 | 1 | 05/27/2024 02:39 | WG2293728 |
| trans-1,4-Dichloro-2-butene | ND | UJ | 0.00250 | 1 | 05/27/2024 02:39 | WG2293728 |
| Dichlorodifluoromethane | ND | M1 | 0.00500 | 1 | 05/27/2024 02:39 | WG2293728 |
| 1,1-Dichloroethane | ND | | 0.00100 | 1 | 05/27/2024 02:39 | WG2293728 |
| 1,2-Dichloroethane | ND | | 0.00100 | 1 | 05/27/2024 02:39 | WG2293728 |
| 1,1-Dichloroethene | ND | | 0.00100 | 1 | 05/27/2024 02:39 | WG2293728 |
| cis-1,2-Dichloroethene | ND | | 0.00100 | 1 | 05/27/2024 02:39 | WG2293728 |

## Volatile Organic Compounds (GC/MS) by Method 8260B

| Analyte | Result mg/l | Qualifier | RDL mg/l | Dilution | Analysis date / time | Batch |
|---|---|---|---|---|---|---|
| trans-1,2-Dichloroethene | ND | | 0.00100 | 1 | 05/27/2024 02:39 | WG2293728 |
| 1,2-Dichloropropane | ND | | 0.00100 | 1 | 05/27/2024 02:39 | WG2293728 |
| cis-1,3-Dichloropropene | ND | | 0.00100 | 1 | 05/27/2024 02:39 | WG2293728 |
| trans-1,3-Dichloropropene | ND | | 0.00100 | 1 | 05/27/2024 02:39 | WG2293728 |
| Ethylbenzene | ND | | 0.00100 | 1 | 05/27/2024 02:39 | WG2293728 |
| Hexachloro-1,3-butadiene | ND | | 0.00100 | 1 | 05/27/2024 02:39 | WG2293728 |
| 2-Hexanone | ND | | 0.0100 | 1 | 05/27/2024 02:39 | WG2293728 |
| 2-Butanone (MEK) | ND | | 0.0100 | 1 | 05/27/2024 02:39 | WG2293728 |
| Iodomethane | ND | UJ | 0.0100 | 1 | 05/27/2024 02:39 | WG2293728 |
| Methylene Chloride | ND | | 0.00500 | 1 | 05/27/2024 02:39 | WG2293728 |
| 4-Methyl-2-pentanone (MIBK) | ND | | 0.0100 | 1 | 05/27/2024 02:39 | WG2293728 |
| Naphthalene | ND | | 0.00500 | 1 | 05/27/2024 02:39 | WG2293728 |
| n-Propylbenzene | ND | | 0.00100 | 1 | 05/27/2024 02:39 | WG2293728 |
| Styrene | ND | | 0.00100 | 1 | 05/27/2024 02:39 | WG2293728 |
| 1,1,1,2-Tetrachloroethane | ND | | 0.00100 | 1 | 05/27/2024 02:39 | WG2293728 |
| 1,1,2,2-Tetrachloroethane | ND | | 0.00100 | 1 | 05/27/2024 02:39 | WG2293728 |
| 1,1,2-Trichlorotrifluoroethane | ND | | 0.00100 | 1 | 05/27/2024 02:39 | WG2293728 |
| Tetrachloroethene | 0.0137 | | 0.00100 | 1 | 05/27/2024 02:39 | WG2293728 |
| Toluene | ND | | 0.00100 | 1 | 05/27/2024 02:39 | WG2293728 |
| 1,2,4-Trichlorobenzene | ND | | 0.00100 | 1 | 05/27/2024 02:39 | WG2293728 |
| 1,1,1-Trichloroethane | ND | ~~L1~~ | 0.00100 | 1 | 05/27/2024 02:39 | WG2293728 |
| 1,1,2-Trichloroethane | ND | | 0.00100 | 1 | 05/27/2024 02:39 | WG2293728 |
| Trichloroethene | 0.00174 | | 0.00100 | 1 | 05/27/2024 02:39 | WG2293728 |
| Trichlorofluoromethane | ND | | 0.00500 | 1 | 05/27/2024 02:39 | WG2293728 |
| 1,2,3-Trichloropropane | ND | | 0.00250 | 1 | 05/27/2024 02:39 | WG2293728 |
| 1,2,4-Trimethylbenzene | ND | | 0.00100 | 1 | 05/27/2024 02:39 | WG2293728 |
| 1,3,5-Trimethylbenzene | ND | | 0.00100 | 1 | 05/27/2024 02:39 | WG2293728 |
| Vinyl acetate | ND | | 0.0100 | 1 | 05/27/2024 02:39 | WG2293728 |
| Vinyl chloride | ND | | 0.00100 | 1 | 05/27/2024 02:39 | WG2293728 |
| Xylenes, Total | ND | | 0.00300 | 1 | 05/27/2024 02:39 | WG2293728 |
| Di-isopropyl ether | ND | | 0.00100 | 1 | 05/27/2024 02:39 | WG2293728 |
| Ethanol | ND | UJ ~~R5~~ | 0.100 | 1 | 05/27/2024 02:39 | WG2293728 |
| Ethyl tert-butyl ether | ND | | 0.00100 | 1 | 05/27/2024 02:39 | WG2293728 |
| Methyl tert-butyl ether | ND | | 0.00100 | 1 | 05/27/2024 02:39 | WG2293728 |
| tert-Butyl alcohol | ND | | 0.00500 | 1 | 05/27/2024 02:39 | WG2293728 |
| tert-Amyl Methyl Ether | ND | | 0.00100 | 1 | 05/27/2024 02:39 | WG2293728 |
| *(S) Toluene-d8* | *109* | | *80.0-120* | | *05/27/2024 02:39* | WG2293728 |
| *(S) 4-Bromofluorobenzene* | *109* | | *77.0-126* | | *05/27/2024 02:39* | WG2293728 |
| *(S) 1,2-Dichloroethane-d4* | *108* | | *70.0-130* | | *05/27/2024 02:39* | WG2293728 |

## Gravimetric Analysis by Method 2540 C-2011

| Analyte | Result mg/l | Qualifier | RDL mg/l | Dilution | Analysis date / time | Batch |
|---|---|---|---|---|---|---|
| Dissolved Solids | 389 | | 10.0 | 1 | 05/24/2024 16:33 | WG2292539 |

## Wet Chemistry by Method 9056A

| Analyte | Result mg/l | Qualifier | RDL mg/l | Dilution | Analysis date / time | Batch |
|---|---|---|---|---|---|---|
| Nitrate | 1.81 | | 0.100 | 1 | 05/21/2024 23:15 | WG2290277 |
| Nitrite | ND | | 0.100 | 1 | 05/21/2024 23:15 | WG2290277 |
| Sulfate | 92.2 | | 5.00 | 1 | 05/21/2024 23:15 | WG2290277 |

## Metals (ICP) by Method 6010D

| Analyte | Result mg/l | Qualifier | RDL mg/l | Dilution | Analysis date / time | Batch |
|---|---|---|---|---|---|---|
| Iron | ND | | 0.100 | 1 | 05/30/2024 11:05 | WG2292937 |

## Volatile Organic Compounds (GC) by Method RSK175

| Analyte | Result mg/l | Qualifier | RDL mg/l | Dilution | Analysis date / time | Batch |
|---|---|---|---|---|---|---|
| Methane | ND | | 0.0100 | 1 | 05/23/2024 14:24 | WG2290595 |
| Ethane | ND | | 0.0130 | 1 | 05/23/2024 14:24 | WG2290595 |
| Ethene | ND | | 0.0130 | 1 | 05/23/2024 14:24 | WG2290595 |

## Volatile Organic Compounds (GC/MS) by Method 8260B

| Analyte | Result mg/l | Qualifier | RDL mg/l | Dilution | Analysis date / time | Batch |
|---|---|---|---|---|---|---|
| Acetone | ND | | 0.0500 | 1 | 05/27/2024 03:00 | WG2293728 |
| Acrylonitrile | ND | | 0.0100 | 1 | 05/27/2024 03:00 | WG2293728 |
| Benzene | ND | | 0.00100 | 1 | 05/27/2024 03:00 | WG2293728 |
| Bromobenzene | ND | | 0.00100 | 1 | 05/27/2024 03:00 | WG2293728 |
| Bromochloromethane | ND | | 0.00100 | 1 | 05/27/2024 03:00 | WG2293728 |
| Bromodichloromethane | ND | | 0.00100 | 1 | 05/27/2024 03:00 | WG2293728 |
| Bromoform | ND | | 0.00100 | 1 | 05/27/2024 03:00 | WG2293728 |
| Bromomethane | ND | | 0.00500 | 1 | 05/27/2024 03:00 | WG2293728 |
| n-Butylbenzene | ND | | 0.00100 | 1 | 05/27/2024 03:00 | WG2293728 |
| sec-Butylbenzene | ND | | 0.00100 | 1 | 05/27/2024 03:00 | WG2293728 |
| tert-Butylbenzene | ND | | 0.00100 | 1 | 05/27/2024 03:00 | WG2293728 |
| Carbon tetrachloride | ND | ~~L1~~ | 0.00100 | 1 | 05/27/2024 03:00 | WG2293728 |
| Carbon disulfide | ND | | 0.00100 | 1 | 05/27/2024 03:00 | WG2293728 |
| Chlorobenzene | ND | | 0.00100 | 1 | 05/27/2024 03:00 | WG2293728 |
| Chlorodibromomethane | ND | | 0.00100 | 1 | 05/27/2024 03:00 | WG2293728 |
| Chloroethane | ND | | 0.00500 | 1 | 05/27/2024 03:00 | WG2293728 |
| Chloroform | ND | | 0.00500 | 1 | 05/27/2024 03:00 | WG2293728 |
| Chloromethane | ND | UJ ~~R7~~ | 0.00250 | 1 | 05/27/2024 03:00 | WG2293728 |
| 1,2-Dibromo-3-Chloropropane | ND | | 0.00500 | 1 | 05/27/2024 03:00 | WG2293728 |
| 1,2-Dibromoethane | ND | | 0.00100 | 1 | 05/27/2024 03:00 | WG2293728 |
| Dibromomethane | ND | | 0.00100 | 1 | 05/27/2024 03:00 | WG2293728 |
| 1,2-Dichlorobenzene | ND | | 0.00100 | 1 | 05/27/2024 03:00 | WG2293728 |
| 1,3-Dichlorobenzene | ND | | 0.00100 | 1 | 05/27/2024 03:00 | WG2293728 |
| 1,4-Dichlorobenzene | ND | | 0.00100 | 1 | 05/27/2024 03:00 | WG2293728 |
| trans-1,4-Dichloro-2-butene | ND | UJ ~~R7~~ | 0.00250 | 1 | 05/27/2024 03:00 | WG2293728 |
| Dichlorodifluoromethane | ND | | 0.00500 | 1 | 05/27/2024 03:00 | WG2293728 |
| 1,1-Dichloroethane | ND | | 0.00100 | 1 | 05/27/2024 03:00 | WG2293728 |
| 1,2-Dichloroethane | ND | | 0.00100 | 1 | 05/27/2024 03:00 | WG2293728 |
| 1,1-Dichloroethene | ND | | 0.00100 | 1 | 05/27/2024 03:00 | WG2293728 |
| cis-1,2-Dichloroethene | ND | | 0.00100 | 1 | 05/27/2024 03:00 | WG2293728 |

## Volatile Organic Compounds (GC/MS) by Method 8260B

| Analyte | Result mg/l | Qualifier | RDL mg/l | Dilution | Analysis date / time | Batch |
|---|---|---|---|---|---|---|
| trans-1,2-Dichloroethene | ND | | 0.00100 | 1 | 05/27/2024 03:00 | WG2293728 |
| 1,2-Dichloropropane | ND | | 0.00100 | 1 | 05/27/2024 03:00 | WG2293728 |
| cis-1,3-Dichloropropene | ND | | 0.00100 | 1 | 05/27/2024 03:00 | WG2293728 |
| trans-1,3-Dichloropropene | ND | | 0.00100 | 1 | 05/27/2024 03:00 | WG2293728 |
| Ethylbenzene | ND | | 0.00100 | 1 | 05/27/2024 03:00 | WG2293728 |
| Hexachloro-1,3-butadiene | ND | | 0.00100 | 1 | 05/27/2024 03:00 | WG2293728 |
| 2-Hexanone | ND | | 0.0100 | 1 | 05/27/2024 03:00 | WG2293728 |
| 2-Butanone (MEK) | ND | | 0.0100 | 1 | 05/27/2024 03:00 | WG2293728 |
| Iodomethane | ND | UJ R7 | 0.0100 | 1 | 05/27/2024 03:00 | WG2293728 |
| Methylene Chloride | ND | | 0.00500 | 1 | 05/27/2024 03:00 | WG2293728 |
| 4-Methyl-2-pentanone (MIBK) | ND | | 0.0100 | 1 | 05/27/2024 03:00 | WG2293728 |
| Naphthalene | ND | | 0.00500 | 1 | 05/27/2024 03:00 | WG2293728 |
| n-Propylbenzene | ND | | 0.00100 | 1 | 05/27/2024 03:00 | WG2293728 |
| Styrene | ND | | 0.00100 | 1 | 05/27/2024 03:00 | WG2293728 |
| 1,1,1,2-Tetrachloroethane | ND | | 0.00100 | 1 | 05/27/2024 03:00 | WG2293728 |
| 1,1,2,2-Tetrachloroethane | ND | | 0.00100 | 1 | 05/27/2024 03:00 | WG2293728 |
| 1,1,2-Trichlorotrifluoroethane | ND | | 0.00100 | 1 | 05/27/2024 03:00 | WG2293728 |
| Tetrachloroethene | ND | | 0.00100 | 1 | 05/27/2024 03:00 | WG2293728 |
| Toluene | ND | | 0.00100 | 1 | 05/27/2024 03:00 | WG2293728 |
| 1,2,4-Trichlorobenzene | ND | | 0.00100 | 1 | 05/27/2024 03:00 | WG2293728 |
| 1,1,1-Trichloroethane | ND | L1 | 0.00100 | 1 | 05/27/2024 03:00 | WG2293728 |
| 1,1,2-Trichloroethane | ND | | 0.00100 | 1 | 05/27/2024 03:00 | WG2293728 |
| Trichloroethene | ND | | 0.00100 | 1 | 05/27/2024 03:00 | WG2293728 |
| Trichlorofluoromethane | ND | | 0.00500 | 1 | 05/27/2024 03:00 | WG2293728 |
| 1,2,3-Trichloropropane | ND | | 0.00250 | 1 | 05/27/2024 03:00 | WG2293728 |
| 1,2,4-Trimethylbenzene | ND | | 0.00100 | 1 | 05/27/2024 03:00 | WG2293728 |
| 1,3,5-Trimethylbenzene | ND | | 0.00100 | 1 | 05/27/2024 03:00 | WG2293728 |
| Vinyl acetate | ND | | 0.0100 | 1 | 05/27/2024 03:00 | WG2293728 |
| Vinyl chloride | ND | | 0.00100 | 1 | 05/27/2024 03:00 | WG2293728 |
| Xylenes, Total | ND | | 0.00300 | 1 | 05/27/2024 03:00 | WG2293728 |
| Di-isopropyl ether | ND | | 0.00100 | 1 | 05/27/2024 03:00 | WG2293728 |
| Ethanol | ND | | 0.100 | 1 | 05/27/2024 03:00 | WG2293728 |
| Ethyl tert-butyl ether | ND | | 0.00100 | 1 | 05/27/2024 03:00 | WG2293728 |
| Methyl tert-butyl ether | ND | | 0.00100 | 1 | 05/27/2024 03:00 | WG2293728 |
| tert-Butyl alcohol | ND | | 0.00500 | 1 | 05/27/2024 03:00 | WG2293728 |
| tert-Amyl Methyl Ether | ND | | 0.00100 | 1 | 05/27/2024 03:00 | WG2293728 |
| *(S) Toluene-d8* | *109* | | *80.0-120* | | *05/27/2024 03:00* | WG2293728 |
| *(S) 4-Bromofluorobenzene* | *110* | | *77.0-126* | | *05/27/2024 03:00* | WG2293728 |
| *(S) 1,2-Dichloroethane-d4* | *107* | | *70.0-130* | | *05/27/2024 03:00* | WG2293728 |

1 Cp
2 Tc
3 Ss
4 Cn
5 Sr
6 Qc
7 Is
8 Gl
9 Al
10 Sc

## Gravimetric Analysis by Method 2540 C-2011

| Analyte | Result mg/l | Qualifier | RDL mg/l | Dilution | Analysis date / time | Batch |
|---|---|---|---|---|---|---|
| Dissolved Solids | 391 | | 10.0 | 1 | 05/24/2024 16:33 | WG2292539 |

## Wet Chemistry by Method 9056A

| Analyte | Result mg/l | Qualifier | RDL mg/l | Dilution | Analysis date / time | Batch |
|---|---|---|---|---|---|---|
| Nitrate | 1.73 | | 0.100 | 1 | 05/21/2024 23:28 | WG2290277 |
| Nitrite | ND | | 0.100 | 1 | 05/21/2024 23:28 | WG2290277 |
| Sulfate | 92.6 | | 5.00 | 1 | 05/21/2024 23:28 | WG2290277 |

## Metals (ICP) by Method 6010D

| Analyte | Result mg/l | Qualifier | RDL mg/l | Dilution | Analysis date / time | Batch |
|---|---|---|---|---|---|---|
| Iron | ND | | 0.100 | 1 | 05/30/2024 11:07 | WG2292937 |

## Volatile Organic Compounds (GC) by Method RSK175

| Analyte | Result mg/l | Qualifier | RDL mg/l | Dilution | Analysis date / time | Batch |
|---|---|---|---|---|---|---|
| Methane | ND | | 0.0100 | 1 | 05/23/2024 14:27 | WG2290595 |
| Ethane | ND | | 0.0130 | 1 | 05/23/2024 14:27 | WG2290595 |
| Ethene | ND | | 0.0130 | 1 | 05/23/2024 14:27 | WG2290595 |

## Volatile Organic Compounds (GC/MS) by Method 8260B

| Analyte | Result mg/l | Qualifier | RDL mg/l | Dilution | Analysis date / time | Batch |
|---|---|---|---|---|---|---|
| Acetone | ND | | 0.0500 | 1 | 05/27/2024 03:21 | WG2293728 |
| Acrylonitrile | ND | | 0.0100 | 1 | 05/27/2024 03:21 | WG2293728 |
| Benzene | ND | | 0.00100 | 1 | 05/27/2024 03:21 | WG2293728 |
| Bromobenzene | ND | | 0.00100 | 1 | 05/27/2024 03:21 | WG2293728 |
| Bromochloromethane | ND | | 0.00100 | 1 | 05/27/2024 03:21 | WG2293728 |
| Bromodichloromethane | ND | | 0.00100 | 1 | 05/27/2024 03:21 | WG2293728 |
| Bromoform | ND | | 0.00100 | 1 | 05/27/2024 03:21 | WG2293728 |
| Bromomethane | ND | | 0.00500 | 1 | 05/27/2024 03:21 | WG2293728 |
| n-Butylbenzene | ND | | 0.00100 | 1 | 05/27/2024 03:21 | WG2293728 |
| sec-Butylbenzene | ND | | 0.00100 | 1 | 05/27/2024 03:21 | WG2293728 |
| tert-Butylbenzene | ND | | 0.00100 | 1 | 05/27/2024 03:21 | WG2293728 |
| Carbon tetrachloride | ND | ~~L1~~ | 0.00100 | 1 | 05/27/2024 03:21 | WG2293728 |
| Carbon disulfide | ND | | 0.00100 | 1 | 05/27/2024 03:21 | WG2293728 |
| Chlorobenzene | ND | | 0.00100 | 1 | 05/27/2024 03:21 | WG2293728 |
| Chlorodibromomethane | ND | | 0.00100 | 1 | 05/27/2024 03:21 | WG2293728 |
| Chloroethane | ND | | 0.00500 | 1 | 05/27/2024 03:21 | WG2293728 |
| Chloroform | ND | | 0.00500 | 1 | 05/27/2024 03:21 | WG2293728 |
| Chloromethane | ND | UJ ~~R7~~ | 0.00250 | 1 | 05/27/2024 03:21 | WG2293728 |
| 1,2-Dibromo-3-Chloropropane | ND | | 0.00500 | 1 | 05/27/2024 03:21 | WG2293728 |
| 1,2-Dibromoethane | ND | | 0.00100 | 1 | 05/27/2024 03:21 | WG2293728 |
| Dibromomethane | ND | | 0.00100 | 1 | 05/27/2024 03:21 | WG2293728 |
| 1,2-Dichlorobenzene | ND | | 0.00100 | 1 | 05/27/2024 03:21 | WG2293728 |
| 1,3-Dichlorobenzene | ND | | 0.00100 | 1 | 05/27/2024 03:21 | WG2293728 |
| 1,4-Dichlorobenzene | ND | | 0.00100 | 1 | 05/27/2024 03:21 | WG2293728 |
| trans-1,4-Dichloro-2-butene | ND | UJ ~~R7~~ | 0.00250 | 1 | 05/27/2024 03:21 | WG2293728 |
| Dichlorodifluoromethane | ND | | 0.00500 | 1 | 05/27/2024 03:21 | WG2293728 |
| 1,1-Dichloroethane | ND | | 0.00100 | 1 | 05/27/2024 03:21 | WG2293728 |
| 1,2-Dichloroethane | ND | | 0.00100 | 1 | 05/27/2024 03:21 | WG2293728 |
| 1,1-Dichloroethene | ND | | 0.00100 | 1 | 05/27/2024 03:21 | WG2293728 |
| cis-1,2-Dichloroethene | ND | | 0.00100 | 1 | 05/27/2024 03:21 | WG2293728 |

## Volatile Organic Compounds (GC/MS) by Method 8260B

| Analyte | Result mg/l | Qualifier | RDL mg/l | Dilution | Analysis date / time | Batch |
|---|---|---|---|---|---|---|
| trans-1,2-Dichloroethene | ND | | 0.00100 | 1 | 05/27/2024 03:21 | WG2293728 |
| 1,2-Dichloropropane | ND | | 0.00100 | 1 | 05/27/2024 03:21 | WG2293728 |
| cis-1,3-Dichloropropene | ND | | 0.00100 | 1 | 05/27/2024 03:21 | WG2293728 |
| trans-1,3-Dichloropropene | ND | | 0.00100 | 1 | 05/27/2024 03:21 | WG2293728 |
| Ethylbenzene | ND | | 0.00100 | 1 | 05/27/2024 03:21 | WG2293728 |
| Hexachloro-1,3-butadiene | ND | | 0.00100 | 1 | 05/27/2024 03:21 | WG2293728 |
| 2-Hexanone | ND | | 0.0100 | 1 | 05/27/2024 03:21 | WG2293728 |
| 2-Butanone (MEK) | ND | | 0.0100 | 1 | 05/27/2024 03:21 | WG2293728 |
| Iodomethane | ND | UJ R7 | 0.0100 | 1 | 05/27/2024 03:21 | WG2293728 |
| Methylene Chloride | ND | | 0.00500 | 1 | 05/27/2024 03:21 | WG2293728 |
| 4-Methyl-2-pentanone (MIBK) | ND | | 0.0100 | 1 | 05/27/2024 03:21 | WG2293728 |
| Naphthalene | ND | | 0.00500 | 1 | 05/27/2024 03:21 | WG2293728 |
| n-Propylbenzene | ND | | 0.00100 | 1 | 05/27/2024 03:21 | WG2293728 |
| Styrene | ND | | 0.00100 | 1 | 05/27/2024 03:21 | WG2293728 |
| 1,1,1,2-Tetrachloroethane | ND | | 0.00100 | 1 | 05/27/2024 03:21 | WG2293728 |
| 1,1,2,2-Tetrachloroethane | ND | | 0.00100 | 1 | 05/27/2024 03:21 | WG2293728 |
| 1,1,2-Trichlorotrifluoroethane | ND | | 0.00100 | 1 | 05/27/2024 03:21 | WG2293728 |
| Tetrachloroethene | ND | | 0.00100 | 1 | 05/27/2024 03:21 | WG2293728 |
| Toluene | ND | | 0.00100 | 1 | 05/27/2024 03:21 | WG2293728 |
| 1,2,4-Trichlorobenzene | ND | | 0.00100 | 1 | 05/27/2024 03:21 | WG2293728 |
| 1,1,1-Trichloroethane | ND | L1 | 0.00100 | 1 | 05/27/2024 03:21 | WG2293728 |
| 1,1,2-Trichloroethane | ND | | 0.00100 | 1 | 05/27/2024 03:21 | WG2293728 |
| Trichloroethene | ND | | 0.00100 | 1 | 05/27/2024 03:21 | WG2293728 |
| Trichlorofluoromethane | ND | | 0.00500 | 1 | 05/27/2024 03:21 | WG2293728 |
| 1,2,3-Trichloropropane | ND | | 0.00250 | 1 | 05/27/2024 03:21 | WG2293728 |
| 1,2,4-Trimethylbenzene | ND | | 0.00100 | 1 | 05/27/2024 03:21 | WG2293728 |
| 1,3,5-Trimethylbenzene | ND | | 0.00100 | 1 | 05/27/2024 03:21 | WG2293728 |
| Vinyl acetate | ND | | 0.0100 | 1 | 05/27/2024 03:21 | WG2293728 |
| Vinyl chloride | ND | | 0.00100 | 1 | 05/27/2024 03:21 | WG2293728 |
| Xylenes, Total | ND | | 0.00300 | 1 | 05/27/2024 03:21 | WG2293728 |
| Di-isopropyl ether | ND | | 0.00100 | 1 | 05/27/2024 03:21 | WG2293728 |
| Ethanol | ND | | 0.100 | 1 | 05/27/2024 03:21 | WG2293728 |
| Ethyl tert-butyl ether | ND | | 0.00100 | 1 | 05/27/2024 03:21 | WG2293728 |
| Methyl tert-butyl ether | ND | | 0.00100 | 1 | 05/27/2024 03:21 | WG2293728 |
| tert-Butyl alcohol | ND | | 0.00500 | 1 | 05/27/2024 03:21 | WG2293728 |
| tert-Amyl Methyl Ether | ND | | 0.00100 | 1 | 05/27/2024 03:21 | WG2293728 |
| *(S) Toluene-d8* | *109* | | *80.0-120* | | *05/27/2024 03:21* | WG2293728 |
| *(S) 4-Bromofluorobenzene* | *109* | | *77.0-126* | | *05/27/2024 03:21* | WG2293728 |
| *(S) 1,2-Dichloroethane-d4* | *109* | | *70.0-130* | | *05/27/2024 03:21* | WG2293728 |

## Gravimetric Analysis by Method 2540 C-2011

| Analyte | Result mg/l | Qualifier | RDL mg/l | Dilution | Analysis date / time | Batch |
|---|---|---|---|---|---|---|
| Dissolved Solids | 1300 | | 20.0 | 1 | 05/24/2024 16:33 | WG2292539 |

## Wet Chemistry by Method 9056A

| Analyte | Result mg/l | Qualifier | RDL mg/l | Dilution | Analysis date / time | Batch |
|---|---|---|---|---|---|---|
| Nitrate | 3.69 | | 0.100 | 1 | 05/21/2024 23:41 | WG2290277 |
| Nitrite | ND | | 0.100 | 1 | 05/21/2024 23:41 | WG2290277 |
| Sulfate | 439 | | 50.0 | 10 | 06/10/2024 15:56 | WG2300737 |

## Metals (ICP) by Method 6010D

| Analyte | Result mg/l | Qualifier | RDL mg/l | Dilution | Analysis date / time | Batch |
|---|---|---|---|---|---|---|
| Iron | ND | | 0.100 | 1 | 05/30/2024 11:08 | WG2292937 |

## Volatile Organic Compounds (GC) by Method RSK175

| Analyte | Result mg/l | Qualifier | RDL mg/l | Dilution | Analysis date / time | Batch |
|---|---|---|---|---|---|---|
| Methane | ND | | 0.0100 | 1 | 05/23/2024 14:29 | WG2290595 |
| Ethane | ND | | 0.0130 | 1 | 05/23/2024 14:29 | WG2290595 |
| Ethene | ND | | 0.0130 | 1 | 05/23/2024 14:29 | WG2290595 |

## Volatile Organic Compounds (GC/MS) by Method 8260B

| Analyte | Result mg/l | Qualifier | RDL mg/l | Dilution | Analysis date / time | Batch |
|---|---|---|---|---|---|---|
| Acetone | ND | | 0.0500 | 1 | 05/27/2024 03:41 | WG2293728 |
| Acrylonitrile | ND | | 0.0100 | 1 | 05/27/2024 03:41 | WG2293728 |
| Benzene | ND | | 0.00100 | 1 | 05/27/2024 03:41 | WG2293728 |
| Bromobenzene | ND | | 0.00100 | 1 | 05/27/2024 03:41 | WG2293728 |
| Bromochloromethane | ND | | 0.00100 | 1 | 05/27/2024 03:41 | WG2293728 |
| Bromodichloromethane | ND | | 0.00100 | 1 | 05/27/2024 03:41 | WG2293728 |
| Bromoform | ND | | 0.00100 | 1 | 05/27/2024 03:41 | WG2293728 |
| Bromomethane | ND | | 0.00500 | 1 | 05/27/2024 03:41 | WG2293728 |
| n-Butylbenzene | ND | | 0.00100 | 1 | 05/27/2024 03:41 | WG2293728 |
| sec-Butylbenzene | ND | | 0.00100 | 1 | 05/27/2024 03:41 | WG2293728 |
| tert-Butylbenzene | ND | | 0.00100 | 1 | 05/27/2024 03:41 | WG2293728 |
| Carbon tetrachloride | ND | L1 | 0.00100 | 1 | 05/27/2024 03:41 | WG2293728 |
| Carbon disulfide | ND | | 0.00100 | 1 | 05/27/2024 03:41 | WG2293728 |
| Chlorobenzene | ND | | 0.00100 | 1 | 05/27/2024 03:41 | WG2293728 |
| Chlorodibromomethane | ND | | 0.00100 | 1 | 05/27/2024 03:41 | WG2293728 |
| Chloroethane | ND | | 0.00500 | 1 | 05/27/2024 03:41 | WG2293728 |
| Chloroform | ND | | 0.00500 | 1 | 05/27/2024 03:41 | WG2293728 |
| Chloromethane | ND | UJ R7 | 0.00250 | 1 | 05/27/2024 03:41 | WG2293728 |
| 1,2-Dibromo-3-Chloropropane | ND | | 0.00500 | 1 | 05/27/2024 03:41 | WG2293728 |
| 1,2-Dibromoethane | ND | | 0.00100 | 1 | 05/27/2024 03:41 | WG2293728 |
| Dibromomethane | ND | | 0.00100 | 1 | 05/27/2024 03:41 | WG2293728 |
| 1,2-Dichlorobenzene | ND | | 0.00100 | 1 | 05/27/2024 03:41 | WG2293728 |
| 1,3-Dichlorobenzene | ND | | 0.00100 | 1 | 05/27/2024 03:41 | WG2293728 |
| 1,4-Dichlorobenzene | ND | | 0.00100 | 1 | 05/27/2024 03:41 | WG2293728 |
| trans-1,4-Dichloro-2-butene | ND | UJ R7 | 0.00250 | 1 | 05/27/2024 03:41 | WG2293728 |
| Dichlorodifluoromethane | ND | | 0.00500 | 1 | 05/27/2024 03:41 | WG2293728 |
| 1,1-Dichloroethane | ND | | 0.00100 | 1 | 05/27/2024 03:41 | WG2293728 |
| 1,2-Dichloroethane | ND | | 0.00100 | 1 | 05/27/2024 03:41 | WG2293728 |
| 1,1-Dichloroethene | ND | | 0.00100 | 1 | 05/27/2024 03:41 | WG2293728 |
| cis-1,2-Dichloroethene | ND | | 0.00100 | 1 | 05/27/2024 03:41 | WG2293728 |

## Volatile Organic Compounds (GC/MS) by Method 8260B

| Analyte | Result mg/l | Qualifier | RDL mg/l | Dilution | Analysis date / time | Batch |
|---|---|---|---|---|---|---|
| trans-1,2-Dichloroethene | ND | | 0.00100 | 1 | 05/27/2024 03:41 | WG2293728 |
| 1,2-Dichloropropane | ND | | 0.00100 | 1 | 05/27/2024 03:41 | WG2293728 |
| cis-1,3-Dichloropropene | ND | | 0.00100 | 1 | 05/27/2024 03:41 | WG2293728 |
| trans-1,3-Dichloropropene | ND | | 0.00100 | 1 | 05/27/2024 03:41 | WG2293728 |
| Ethylbenzene | ND | | 0.00100 | 1 | 05/27/2024 03:41 | WG2293728 |
| Hexachloro-1,3-butadiene | ND | | 0.00100 | 1 | 05/27/2024 03:41 | WG2293728 |
| 2-Hexanone | ND | | 0.0100 | 1 | 05/27/2024 03:41 | WG2293728 |
| 2-Butanone (MEK) | ND | | 0.0100 | 1 | 05/27/2024 03:41 | WG2293728 |
| Iodomethane | ND | UJ R7 | 0.0100 | 1 | 05/27/2024 03:41 | WG2293728 |
| Methylene Chloride | ND | | 0.00500 | 1 | 05/27/2024 03:41 | WG2293728 |
| 4-Methyl-2-pentanone (MIBK) | ND | | 0.0100 | 1 | 05/27/2024 03:41 | WG2293728 |
| Naphthalene | ND | | 0.00500 | 1 | 05/27/2024 03:41 | WG2293728 |
| n-Propylbenzene | ND | | 0.00100 | 1 | 05/27/2024 03:41 | WG2293728 |
| Styrene | ND | | 0.00100 | 1 | 05/27/2024 03:41 | WG2293728 |
| 1,1,1,2-Tetrachloroethane | ND | | 0.00100 | 1 | 05/27/2024 03:41 | WG2293728 |
| 1,1,2,2-Tetrachloroethane | ND | | 0.00100 | 1 | 05/27/2024 03:41 | WG2293728 |
| 1,1,2-Trichlorotrifluoroethane | ND | | 0.00100 | 1 | 05/27/2024 03:41 | WG2293728 |
| Tetrachloroethene | ND | | 0.00100 | 1 | 05/27/2024 03:41 | WG2293728 |
| Toluene | ND | | 0.00100 | 1 | 05/27/2024 03:41 | WG2293728 |
| 1,2,4-Trichlorobenzene | ND | | 0.00100 | 1 | 05/27/2024 03:41 | WG2293728 |
| 1,1,1-Trichloroethane | ND | L1 | 0.00100 | 1 | 05/27/2024 03:41 | WG2293728 |
| 1,1,2-Trichloroethane | ND | | 0.00100 | 1 | 05/27/2024 03:41 | WG2293728 |
| Trichloroethene | ND | | 0.00100 | 1 | 05/27/2024 03:41 | WG2293728 |
| Trichlorofluoromethane | ND | | 0.00500 | 1 | 05/27/2024 03:41 | WG2293728 |
| 1,2,3-Trichloropropane | ND | | 0.00250 | 1 | 05/27/2024 03:41 | WG2293728 |
| 1,2,4-Trimethylbenzene | ND | | 0.00100 | 1 | 05/27/2024 03:41 | WG2293728 |
| 1,3,5-Trimethylbenzene | ND | | 0.00100 | 1 | 05/27/2024 03:41 | WG2293728 |
| Vinyl acetate | ND | | 0.0100 | 1 | 05/27/2024 03:41 | WG2293728 |
| Vinyl chloride | ND | | 0.00100 | 1 | 05/27/2024 03:41 | WG2293728 |
| Xylenes, Total | ND | | 0.00300 | 1 | 05/27/2024 03:41 | WG2293728 |
| Di-isopropyl ether | ND | | 0.00100 | 1 | 05/27/2024 03:41 | WG2293728 |
| Ethanol | ND | | 0.100 | 1 | 05/27/2024 03:41 | WG2293728 |
| Ethyl tert-butyl ether | ND | | 0.00100 | 1 | 05/27/2024 03:41 | WG2293728 |
| Methyl tert-butyl ether | 0.00178 | | 0.00100 | 1 | 05/27/2024 03:41 | WG2293728 |
| tert-Butyl alcohol | ND | | 0.00500 | 1 | 05/27/2024 03:41 | WG2293728 |
| tert-Amyl Methyl Ether | ND | | 0.00100 | 1 | 05/27/2024 03:41 | WG2293728 |
| *(S) Toluene-d8* | *110* | | *80.0-120* | | *05/27/2024 03:41* | WG2293728 |
| *(S) 4-Bromofluorobenzene* | *112* | | *77.0-126* | | *05/27/2024 03:41* | WG2293728 |
| *(S) 1,2-Dichloroethane-d4* | *110* | | *70.0-130* | | *05/27/2024 03:41* | WG2293728 |

1 Cp
2 Tc
3 Ss
4 Cn
5 Sr
6 Qc
7 Is
8 Gl
9 Al
10 Sc

## Gravimetric Analysis by Method 2540 C-2011

| Analyte | Result mg/l | Qualifier | RDL mg/l | Dilution | Analysis date / time | Batch |
|---|---|---|---|---|---|---|
| Dissolved Solids | 581 | | 10.0 | 1 | 05/24/2024 16:33 | WG2292539 |

## Wet Chemistry by Method 9056A

| Analyte | Result mg/l | Qualifier | RDL mg/l | Dilution | Analysis date / time | Batch |
|---|---|---|---|---|---|---|
| Nitrate | 2.36 | | 0.100 | 1 | 05/21/2024 23:54 | WG2290277 |
| Nitrite | ND | | 0.100 | 1 | 05/21/2024 23:54 | WG2290277 |
| Sulfate | 191 | | 5.00 | 1 | 05/21/2024 23:54 | WG2290277 |

## Metals (ICP) by Method 6010D

| Analyte | Result mg/l | Qualifier | RDL mg/l | Dilution | Analysis date / time | Batch |
|---|---|---|---|---|---|---|
| Iron | 0.857 | | 0.100 | 1 | 05/30/2024 11:10 | WG2292937 |

## Volatile Organic Compounds (GC) by Method RSK175

| Analyte | Result mg/l | Qualifier | RDL mg/l | Dilution | Analysis date / time | Batch |
|---|---|---|---|---|---|---|
| Methane | ND | | 0.0100 | 1 | 05/23/2024 14:32 | WG2290595 |
| Ethane | ND | | 0.0130 | 1 | 05/23/2024 14:32 | WG2290595 |
| Ethene | ND | | 0.0130 | 1 | 05/23/2024 14:32 | WG2290595 |

## Volatile Organic Compounds (GC/MS) by Method 8260B

| Analyte | Result mg/l | Qualifier | RDL mg/l | Dilution | Analysis date / time | Batch |
|---|---|---|---|---|---|---|
| Acetone | ND | | 0.0500 | 1 | 05/27/2024 04:02 | WG2293728 |
| Acrylonitrile | ND | | 0.0100 | 1 | 05/27/2024 04:02 | WG2293728 |
| Benzene | ND | | 0.00100 | 1 | 05/27/2024 04:02 | WG2293728 |
| Bromobenzene | ND | | 0.00100 | 1 | 05/27/2024 04:02 | WG2293728 |
| Bromochloromethane | ND | | 0.00100 | 1 | 05/27/2024 04:02 | WG2293728 |
| Bromodichloromethane | ND | | 0.00100 | 1 | 05/27/2024 04:02 | WG2293728 |
| Bromoform | ND | | 0.00100 | 1 | 05/27/2024 04:02 | WG2293728 |
| Bromomethane | ND | | 0.00500 | 1 | 05/27/2024 04:02 | WG2293728 |
| n-Butylbenzene | ND | | 0.00100 | 1 | 05/27/2024 04:02 | WG2293728 |
| sec-Butylbenzene | ND | | 0.00100 | 1 | 05/27/2024 04:02 | WG2293728 |
| tert-Butylbenzene | ND | | 0.00100 | 1 | 05/27/2024 04:02 | WG2293728 |
| Carbon tetrachloride | ND | L1 | 0.00100 | 1 | 05/27/2024 04:02 | WG2293728 |
| Carbon disulfide | ND | | 0.00100 | 1 | 05/27/2024 04:02 | WG2293728 |
| Chlorobenzene | ND | | 0.00100 | 1 | 05/27/2024 04:02 | WG2293728 |
| Chlorodibromomethane | ND | | 0.00100 | 1 | 05/27/2024 04:02 | WG2293728 |
| Chloroethane | ND | | 0.00500 | 1 | 05/27/2024 04:02 | WG2293728 |
| Chloroform | ND | | 0.00500 | 1 | 05/27/2024 04:02 | WG2293728 |
| Chloromethane | ND | UJ R7 | 0.00250 | 1 | 05/27/2024 04:02 | WG2293728 |
| 1,2-Dibromo-3-Chloropropane | ND | | 0.00500 | 1 | 05/27/2024 04:02 | WG2293728 |
| 1,2-Dibromoethane | ND | | 0.00100 | 1 | 05/27/2024 04:02 | WG2293728 |
| Dibromomethane | ND | | 0.00100 | 1 | 05/27/2024 04:02 | WG2293728 |
| 1,2-Dichlorobenzene | ND | | 0.00100 | 1 | 05/27/2024 04:02 | WG2293728 |
| 1,3-Dichlorobenzene | ND | | 0.00100 | 1 | 05/27/2024 04:02 | WG2293728 |
| 1,4-Dichlorobenzene | ND | | 0.00100 | 1 | 05/27/2024 04:02 | WG2293728 |
| trans-1,4-Dichloro-2-butene | ND | UJ R7 | 0.00250 | 1 | 05/27/2024 04:02 | WG2293728 |
| Dichlorodifluoromethane | ND | | 0.00500 | 1 | 05/27/2024 04:02 | WG2293728 |
| 1,1-Dichloroethane | ND | | 0.00100 | 1 | 05/27/2024 04:02 | WG2293728 |
| 1,2-Dichloroethane | ND | | 0.00100 | 1 | 05/27/2024 04:02 | WG2293728 |
| 1,1-Dichloroethene | ND | | 0.00100 | 1 | 05/27/2024 04:02 | WG2293728 |
| cis-1,2-Dichloroethene | ND | | 0.00100 | 1 | 05/27/2024 04:02 | WG2293728 |

## Volatile Organic Compounds (GC/MS) by Method 8260B

| Analyte | Result mg/l | Qualifier | RDL mg/l | Dilution | Analysis date / time | Batch |
|---|---|---|---|---|---|---|
| trans-1,2-Dichloroethene | ND | | 0.00100 | 1 | 05/27/2024 04:02 | WG2293728 |
| 1,2-Dichloropropane | ND | | 0.00100 | 1 | 05/27/2024 04:02 | WG2293728 |
| cis-1,3-Dichloropropene | ND | | 0.00100 | 1 | 05/27/2024 04:02 | WG2293728 |
| trans-1,3-Dichloropropene | ND | | 0.00100 | 1 | 05/27/2024 04:02 | WG2293728 |
| Ethylbenzene | ND | | 0.00100 | 1 | 05/27/2024 04:02 | WG2293728 |
| Hexachloro-1,3-butadiene | ND | | 0.00100 | 1 | 05/27/2024 04:02 | WG2293728 |
| 2-Hexanone | ND | | 0.0100 | 1 | 05/27/2024 04:02 | WG2293728 |
| 2-Butanone (MEK) | ND | | 0.0100 | 1 | 05/27/2024 04:02 | WG2293728 |
| Iodomethane | ND | UJ R7 | 0.0100 | 1 | 05/27/2024 04:02 | WG2293728 |
| Methylene Chloride | ND | | 0.00500 | 1 | 05/27/2024 04:02 | WG2293728 |
| 4-Methyl-2-pentanone (MIBK) | ND | | 0.0100 | 1 | 05/27/2024 04:02 | WG2293728 |
| Naphthalene | ND | | 0.00500 | 1 | 05/27/2024 04:02 | WG2293728 |
| n-Propylbenzene | ND | | 0.00100 | 1 | 05/27/2024 04:02 | WG2293728 |
| Styrene | ND | | 0.00100 | 1 | 05/27/2024 04:02 | WG2293728 |
| 1,1,1,2-Tetrachloroethane | ND | | 0.00100 | 1 | 05/27/2024 04:02 | WG2293728 |
| 1,1,2,2-Tetrachloroethane | ND | | 0.00100 | 1 | 05/27/2024 04:02 | WG2293728 |
| 1,1,2-Trichlorotrifluoroethane | ND | | 0.00100 | 1 | 05/27/2024 04:02 | WG2293728 |
| Tetrachloroethene | ND | | 0.00100 | 1 | 05/27/2024 04:02 | WG2293728 |
| Toluene | ND | | 0.00100 | 1 | 05/27/2024 04:02 | WG2293728 |
| 1,2,4-Trichlorobenzene | ND | | 0.00100 | 1 | 05/27/2024 04:02 | WG2293728 |
| 1,1,1-Trichloroethane | ND | L1 | 0.00100 | 1 | 05/27/2024 04:02 | WG2293728 |
| 1,1,2-Trichloroethane | ND | | 0.00100 | 1 | 05/27/2024 04:02 | WG2293728 |
| Trichloroethene | ND | | 0.00100 | 1 | 05/27/2024 04:02 | WG2293728 |
| Trichlorofluoromethane | ND | | 0.00500 | 1 | 05/27/2024 04:02 | WG2293728 |
| 1,2,3-Trichloropropane | ND | | 0.00250 | 1 | 05/27/2024 04:02 | WG2293728 |
| 1,2,4-Trimethylbenzene | ND | | 0.00100 | 1 | 05/27/2024 04:02 | WG2293728 |
| 1,3,5-Trimethylbenzene | ND | | 0.00100 | 1 | 05/27/2024 04:02 | WG2293728 |
| Vinyl acetate | ND | | 0.0100 | 1 | 05/27/2024 04:02 | WG2293728 |
| Vinyl chloride | ND | | 0.00100 | 1 | 05/27/2024 04:02 | WG2293728 |
| Xylenes, Total | ND | | 0.00300 | 1 | 05/27/2024 04:02 | WG2293728 |
| Di-isopropyl ether | ND | | 0.00100 | 1 | 05/27/2024 04:02 | WG2293728 |
| Ethanol | ND | | 0.100 | 1 | 05/27/2024 04:02 | WG2293728 |
| Ethyl tert-butyl ether | ND | | 0.00100 | 1 | 05/27/2024 04:02 | WG2293728 |
| Methyl tert-butyl ether | ND | | 0.00100 | 1 | 05/27/2024 04:02 | WG2293728 |
| tert-Butyl alcohol | ND | | 0.00500 | 1 | 05/27/2024 04:02 | WG2293728 |
| tert-Amyl Methyl Ether | ND | | 0.00100 | 1 | 05/27/2024 04:02 | WG2293728 |
| *(S) Toluene-d8* | *106* | | *80.0-120* | | *05/27/2024 04:02* | WG2293728 |
| *(S) 4-Bromofluorobenzene* | *109* | | *77.0-126* | | *05/27/2024 04:02* | WG2293728 |
| *(S) 1,2-Dichloroethane-d4* | *112* | | *70.0-130* | | *05/27/2024 04:02* | WG2293728 |

## Gravimetric Analysis by Method 2540 C-2011

| Analyte | Result mg/l | Qualifier | RDL mg/l | Dilution | Analysis date / time | Batch |
|---|---|---|---|---|---|---|
| Dissolved Solids | 425 | | 10.0 | 1 | 05/24/2024 16:33 | WG2292539 |

## Wet Chemistry by Method 353.2

| Analyte | Result mg/l | Qualifier | RDL mg/l | Dilution | Analysis date / time | Batch |
|---|---|---|---|---|---|---|
| Nitrate-Nitrite | 1.27 | | 0.100 | 1 | 06/12/2024 16:02 | WG2303620 |

## Wet Chemistry by Method 9056A

| Analyte | Result mg/l | Qualifier | RDL mg/l | Dilution | Analysis date / time | Batch |
|---|---|---|---|---|---|---|
| Nitrate | 1.53 | J H1 | 0.100 | 1 | 06/10/2024 16:12 | WG2300737 |
| Nitrite R | ~~ND~~ | ~~H1~~ | ~~0.100~~ | ~~1~~ | ~~06/10/2024 16:12~~ | WG2300737 |
| Sulfate | 81.6 | | 5.00 | 1 | 06/10/2024 16:12 | WG2300737 |

## Metals (ICP) by Method 6010D

| Analyte | Result mg/l | Qualifier | RDL mg/l | Dilution | Analysis date / time | Batch |
|---|---|---|---|---|---|---|
| Iron | ND | | 0.100 | 1 | 05/29/2024 21:49 | WG2292938 |

## Volatile Organic Compounds (GC) by Method RSK175

| Analyte | Result mg/l | Qualifier | RDL mg/l | Dilution | Analysis date / time | Batch |
|---|---|---|---|---|---|---|
| Methane | ND | | 0.0100 | 1 | 05/23/2024 14:35 | WG2290595 |
| Ethane | ND | | 0.0130 | 1 | 05/23/2024 14:35 | WG2290595 |
| Ethene | ND | | 0.0130 | 1 | 05/23/2024 14:35 | WG2290595 |

## Volatile Organic Compounds (GC/MS) by Method 8260B

| Analyte | Result mg/l | Qualifier | RDL mg/l | Dilution | Analysis date / time | Batch |
|---|---|---|---|---|---|---|
| Acetone | ND | | 0.0500 | 1 | 05/27/2024 04:23 | WG2293728 |
| Acrylonitrile | ND | | 0.0100 | 1 | 05/27/2024 04:23 | WG2293728 |
| Benzene | ND | | 0.00100 | 1 | 05/27/2024 04:23 | WG2293728 |
| Bromobenzene | ND | | 0.00100 | 1 | 05/27/2024 04:23 | WG2293728 |
| Bromochloromethane | ND | | 0.00100 | 1 | 05/27/2024 04:23 | WG2293728 |
| Bromodichloromethane | ND | | 0.00100 | 1 | 05/27/2024 04:23 | WG2293728 |
| Bromoform | ND | | 0.00100 | 1 | 05/27/2024 04:23 | WG2293728 |
| Bromomethane | ND | | 0.00500 | 1 | 05/27/2024 04:23 | WG2293728 |
| n-Butylbenzene | ND | | 0.00100 | 1 | 05/27/2024 04:23 | WG2293728 |
| sec-Butylbenzene | ND | | 0.00100 | 1 | 05/27/2024 04:23 | WG2293728 |
| tert-Butylbenzene | ND | | 0.00100 | 1 | 05/27/2024 04:23 | WG2293728 |
| Carbon tetrachloride | ND | ~~L1~~ | 0.00100 | 1 | 05/27/2024 04:23 | WG2293728 |
| Carbon disulfide | ND | | 0.00100 | 1 | 05/27/2024 04:23 | WG2293728 |
| Chlorobenzene | ND | | 0.00100 | 1 | 05/27/2024 04:23 | WG2293728 |
| Chlorodibromomethane | ND | | 0.00100 | 1 | 05/27/2024 04:23 | WG2293728 |
| Chloroethane | ND | | 0.00500 | 1 | 05/27/2024 04:23 | WG2293728 |
| Chloroform | ND | | 0.00500 | 1 | 05/27/2024 04:23 | WG2293728 |
| Chloromethane | ND | UJ ~~R7~~ | 0.00250 | 1 | 05/27/2024 04:23 | WG2293728 |
| 1,2-Dibromo-3-Chloropropane | ND | | 0.00500 | 1 | 05/27/2024 04:23 | WG2293728 |
| 1,2-Dibromoethane | ND | | 0.00100 | 1 | 05/27/2024 04:23 | WG2293728 |
| Dibromomethane | ND | | 0.00100 | 1 | 05/27/2024 04:23 | WG2293728 |
| 1,2-Dichlorobenzene | ND | | 0.00100 | 1 | 05/27/2024 04:23 | WG2293728 |
| 1,3-Dichlorobenzene | ND | | 0.00100 | 1 | 05/27/2024 04:23 | WG2293728 |
| 1,4-Dichlorobenzene | ND | | 0.00100 | 1 | 05/27/2024 04:23 | WG2293728 |

## Volatile Organic Compounds (GC/MS) by Method 8260B

| Analyte | Result mg/l | Qualifier | RDL mg/l | Dilution | Analysis date / time | Batch |
|---|---|---|---|---|---|---|
| trans-1,4-Dichloro-2-butene | ND | UJ R7 | 0.00250 | 1 | 05/27/2024 04:23 | WG2293728 |
| Dichlorodifluoromethane | ND | | 0.00500 | 1 | 05/27/2024 04:23 | WG2293728 |
| 1,1-Dichloroethane | ND | | 0.00100 | 1 | 05/27/2024 04:23 | WG2293728 |
| 1,2-Dichloroethane | ND | | 0.00100 | 1 | 05/27/2024 04:23 | WG2293728 |
| 1,1-Dichloroethene | ND | | 0.00100 | 1 | 05/27/2024 04:23 | WG2293728 |
| cis-1,2-Dichloroethene | ND | | 0.00100 | 1 | 05/27/2024 04:23 | WG2293728 |
| trans-1,2-Dichloroethene | ND | | 0.00100 | 1 | 05/27/2024 04:23 | WG2293728 |
| 1,2-Dichloropropane | ND | | 0.00100 | 1 | 05/27/2024 04:23 | WG2293728 |
| cis-1,3-Dichloropropene | ND | | 0.00100 | 1 | 05/27/2024 04:23 | WG2293728 |
| trans-1,3-Dichloropropene | ND | | 0.00100 | 1 | 05/27/2024 04:23 | WG2293728 |
| Ethylbenzene | ND | | 0.00100 | 1 | 05/27/2024 04:23 | WG2293728 |
| Hexachloro-1,3-butadiene | ND | | 0.00100 | 1 | 05/27/2024 04:23 | WG2293728 |
| 2-Hexanone | ND | | 0.0100 | 1 | 05/27/2024 04:23 | WG2293728 |
| 2-Butanone (MEK) | ND | | 0.0100 | 1 | 05/27/2024 04:23 | WG2293728 |
| Iodomethane | ND | UJ R7 | 0.0100 | 1 | 05/27/2024 04:23 | WG2293728 |
| Methylene Chloride | ND | | 0.00500 | 1 | 05/27/2024 04:23 | WG2293728 |
| 4-Methyl-2-pentanone (MIBK) | ND | | 0.0100 | 1 | 05/27/2024 04:23 | WG2293728 |
| Naphthalene | ND | | 0.00500 | 1 | 05/27/2024 04:23 | WG2293728 |
| n-Propylbenzene | ND | | 0.00100 | 1 | 05/27/2024 04:23 | WG2293728 |
| Styrene | ND | | 0.00100 | 1 | 05/27/2024 04:23 | WG2293728 |
| 1,1,1,2-Tetrachloroethane | ND | | 0.00100 | 1 | 05/27/2024 04:23 | WG2293728 |
| 1,1,2,2-Tetrachloroethane | ND | | 0.00100 | 1 | 05/27/2024 04:23 | WG2293728 |
| 1,1,2-Trichlorotrifluoroethane | ND | | 0.00100 | 1 | 05/27/2024 04:23 | WG2293728 |
| Tetrachloroethene | ND | | 0.00100 | 1 | 05/27/2024 04:23 | WG2293728 |
| Toluene | ND | | 0.00100 | 1 | 05/27/2024 04:23 | WG2293728 |
| 1,2,4-Trichlorobenzene | ND | | 0.00100 | 1 | 05/27/2024 04:23 | WG2293728 |
| 1,1,1-Trichloroethane | ND | L1 | 0.00100 | 1 | 05/27/2024 04:23 | WG2293728 |
| 1,1,2-Trichloroethane | ND | | 0.00100 | 1 | 05/27/2024 04:23 | WG2293728 |
| Trichloroethene | ND | | 0.00100 | 1 | 05/27/2024 04:23 | WG2293728 |
| Trichlorofluoromethane | ND | | 0.00500 | 1 | 05/27/2024 04:23 | WG2293728 |
| 1,2,3-Trichloropropane | ND | | 0.00250 | 1 | 05/27/2024 04:23 | WG2293728 |
| 1,2,4-Trimethylbenzene | ND | | 0.00100 | 1 | 05/27/2024 04:23 | WG2293728 |
| 1,3,5-Trimethylbenzene | ND | | 0.00100 | 1 | 05/27/2024 04:23 | WG2293728 |
| Vinyl acetate | ND | | 0.0100 | 1 | 05/27/2024 04:23 | WG2293728 |
| Vinyl chloride | ND | | 0.00100 | 1 | 05/27/2024 04:23 | WG2293728 |
| Xylenes, Total | ND | | 0.00300 | 1 | 05/27/2024 04:23 | WG2293728 |
| Di-isopropyl ether | ND | | 0.00100 | 1 | 05/27/2024 04:23 | WG2293728 |
| Ethanol | ND | | 0.100 | 1 | 05/27/2024 04:23 | WG2293728 |
| Ethyl tert-butyl ether | ND | | 0.00100 | 1 | 05/27/2024 04:23 | WG2293728 |
| Methyl tert-butyl ether | 0.00170 | | 0.00100 | 1 | 05/27/2024 04:23 | WG2293728 |
| tert-Butyl alcohol | 0.388 | | 0.00500 | 1 | 05/27/2024 04:23 | WG2293728 |
| tert-Amyl Methyl Ether | ND | | 0.00100 | 1 | 05/27/2024 04:23 | WG2293728 |
| *(S) Toluene-d8* | *109* | | *80.0-120* | | *05/27/2024 04:23* | WG2293728 |
| *(S) 4-Bromofluorobenzene* | *109* | | *77.0-126* | | *05/27/2024 04:23* | WG2293728 |
| *(S) 1,2-Dichloroethane-d4* | *109* | | *70.0-130* | | *05/27/2024 04:23* | WG2293728 |

## Volatile Organic Compounds (GC/MS) by Method 8260B

| Analyte | Result mg/l | Qualifier | RDL mg/l | Dilution | Analysis date / time | Batch |
|---|---|---|---|---|---|---|
| Acetone | ND | | 0.0500 | 1 | 05/27/2024 01:58 | WG2293728 |
| Acrylonitrile | ND | | 0.0100 | 1 | 05/27/2024 01:58 | WG2293728 |
| Benzene | ND | | 0.00100 | 1 | 05/27/2024 01:58 | WG2293728 |
| Bromobenzene | ND | | 0.00100 | 1 | 05/27/2024 01:58 | WG2293728 |
| Bromochloromethane | ND | | 0.00100 | 1 | 05/27/2024 01:58 | WG2293728 |
| Bromodichloromethane | ND | | 0.00100 | 1 | 05/27/2024 01:58 | WG2293728 |
| Bromoform | ND | | 0.00100 | 1 | 05/27/2024 01:58 | WG2293728 |
| Bromomethane | ND | | 0.00500 | 1 | 05/27/2024 01:58 | WG2293728 |
| n-Butylbenzene | ND | | 0.00100 | 1 | 05/27/2024 01:58 | WG2293728 |
| sec-Butylbenzene | ND | | 0.00100 | 1 | 05/27/2024 01:58 | WG2293728 |
| tert-Butylbenzene | ND | | 0.00100 | 1 | 05/27/2024 01:58 | WG2293728 |
| Carbon tetrachloride | ND | L1 | 0.00100 | 1 | 05/27/2024 01:58 | WG2293728 |
| Carbon disulfide | ND | | 0.00100 | 1 | 05/27/2024 01:58 | WG2293728 |
| Chlorobenzene | ND | | 0.00100 | 1 | 05/27/2024 01:58 | WG2293728 |
| Chlorodibromomethane | ND | | 0.00100 | 1 | 05/27/2024 01:58 | WG2293728 |
| Chloroethane | ND | | 0.00500 | 1 | 05/27/2024 01:58 | WG2293728 |
| Chloroform | ND | | 0.00500 | 1 | 05/27/2024 01:58 | WG2293728 |
| Chloromethane | ND | UJ R7 | 0.00250 | 1 | 05/27/2024 01:58 | WG2293728 |
| 1,2-Dibromo-3-Chloropropane | ND | | 0.00500 | 1 | 05/27/2024 01:58 | WG2293728 |
| 1,2-Dibromoethane | ND | | 0.00100 | 1 | 05/27/2024 01:58 | WG2293728 |
| Dibromomethane | ND | | 0.00100 | 1 | 05/27/2024 01:58 | WG2293728 |
| 1,2-Dichlorobenzene | ND | | 0.00100 | 1 | 05/27/2024 01:58 | WG2293728 |
| 1,3-Dichlorobenzene | ND | | 0.00100 | 1 | 05/27/2024 01:58 | WG2293728 |
| 1,4-Dichlorobenzene | ND | | 0.00100 | 1 | 05/27/2024 01:58 | WG2293728 |
| trans-1,4-Dichloro-2-butene | ND | UJ R7 | 0.00250 | 1 | 05/27/2024 01:58 | WG2293728 |
| Dichlorodifluoromethane | ND | | 0.00500 | 1 | 05/27/2024 01:58 | WG2293728 |
| 1,1-Dichloroethane | ND | | 0.00100 | 1 | 05/27/2024 01:58 | WG2293728 |
| 1,2-Dichloroethane | ND | | 0.00100 | 1 | 05/27/2024 01:58 | WG2293728 |
| 1,1-Dichloroethene | ND | | 0.00100 | 1 | 05/27/2024 01:58 | WG2293728 |
| cis-1,2-Dichloroethene | ND | | 0.00100 | 1 | 05/27/2024 01:58 | WG2293728 |
| trans-1,2-Dichloroethene | ND | | 0.00100 | 1 | 05/27/2024 01:58 | WG2293728 |
| 1,2-Dichloropropane | ND | | 0.00100 | 1 | 05/27/2024 01:58 | WG2293728 |
| cis-1,3-Dichloropropene | ND | | 0.00100 | 1 | 05/27/2024 01:58 | WG2293728 |
| trans-1,3-Dichloropropene | ND | | 0.00100 | 1 | 05/27/2024 01:58 | WG2293728 |
| Ethylbenzene | ND | | 0.00100 | 1 | 05/27/2024 01:58 | WG2293728 |
| Hexachloro-1,3-butadiene | ND | | 0.00100 | 1 | 05/27/2024 01:58 | WG2293728 |
| 2-Hexanone | ND | | 0.0100 | 1 | 05/27/2024 01:58 | WG2293728 |
| 2-Butanone (MEK) | ND | | 0.0100 | 1 | 05/27/2024 01:58 | WG2293728 |
| Iodomethane | ND | UJ R7 | 0.0100 | 1 | 05/27/2024 01:58 | WG2293728 |
| Methylene Chloride | ND | | 0.00500 | 1 | 05/27/2024 01:58 | WG2293728 |
| 4-Methyl-2-pentanone (MIBK) | ND | | 0.0100 | 1 | 05/27/2024 01:58 | WG2293728 |
| Naphthalene | ND | | 0.00500 | 1 | 05/27/2024 01:58 | WG2293728 |
| n-Propylbenzene | ND | | 0.00100 | 1 | 05/27/2024 01:58 | WG2293728 |
| Styrene | ND | | 0.00100 | 1 | 05/27/2024 01:58 | WG2293728 |
| 1,1,1,2-Tetrachloroethane | ND | | 0.00100 | 1 | 05/27/2024 01:58 | WG2293728 |
| 1,1,2,2-Tetrachloroethane | ND | | 0.00100 | 1 | 05/27/2024 01:58 | WG2293728 |
| 1,1,2-Trichlorotrifluoroethane | ND | | 0.00100 | 1 | 05/27/2024 01:58 | WG2293728 |
| Tetrachloroethene | ND | | 0.00100 | 1 | 05/27/2024 01:58 | WG2293728 |
| Toluene | ND | | 0.00100 | 1 | 05/27/2024 01:58 | WG2293728 |
| 1,2,4-Trichlorobenzene | ND | | 0.00100 | 1 | 05/27/2024 01:58 | WG2293728 |
| 1,1,1-Trichloroethane | ND | L1 | 0.00100 | 1 | 05/27/2024 01:58 | WG2293728 |
| 1,1,2-Trichloroethane | ND | | 0.00100 | 1 | 05/27/2024 01:58 | WG2293728 |
| Trichloroethene | ND | | 0.00100 | 1 | 05/27/2024 01:58 | WG2293728 |
| Trichlorofluoromethane | ND | | 0.00500 | 1 | 05/27/2024 01:58 | WG2293728 |
| 1,2,3-Trichloropropane | ND | | 0.00250 | 1 | 05/27/2024 01:58 | WG2293728 |
| 1,2,4-Trimethylbenzene | ND | | 0.00100 | 1 | 05/27/2024 01:58 | WG2293728 |

## Volatile Organic Compounds (GC/MS) by Method 8260B

| Analyte | Result mg/l | Qualifier | RDL mg/l | Dilution | Analysis date / time | Batch |
|---|---|---|---|---|---|---|
| 1,3,5-Trimethylbenzene | ND | | 0.00100 | 1 | 05/27/2024 01:58 | WG2293728 |
| Vinyl acetate | ND | | 0.0100 | 1 | 05/27/2024 01:58 | WG2293728 |
| Vinyl chloride | ND | | 0.00100 | 1 | 05/27/2024 01:58 | WG2293728 |
| Xylenes, Total | ND | | 0.00300 | 1 | 05/27/2024 01:58 | WG2293728 |
| Di-isopropyl ether | ND | | 0.00100 | 1 | 05/27/2024 01:58 | WG2293728 |
| Ethanol | ND | | 0.100 | 1 | 05/27/2024 01:58 | WG2293728 |
| Ethyl tert-butyl ether | ND | | 0.00100 | 1 | 05/27/2024 01:58 | WG2293728 |
| Methyl tert-butyl ether | ND | | 0.00100 | 1 | 05/27/2024 01:58 | WG2293728 |
| tert-Butyl alcohol | ND | | 0.00500 | 1 | 05/27/2024 01:58 | WG2293728 |
| tert-Amyl Methyl Ether | ND | | 0.00100 | 1 | 05/27/2024 01:58 | WG2293728 |
| *(S) Toluene-d8* | *106* | | *80.0-120* | | *05/27/2024 01:58* | WG2293728 |
| *(S) 4-Bromofluorobenzene* | *109* | | *77.0-126* | | *05/27/2024 01:58* | WG2293728 |
| *(S) 1,2-Dichloroethane-d4* | *122* | | *70.0-130* | | *05/27/2024 01:58* | WG2293728 |

## Volatile Organic Compounds (GC/MS) by Method 8260B

| Analyte | Result mg/l | Qualifier | RDL mg/l | Dilution | Analysis date / time | Batch |
|---|---|---|---|---|---|---|
| Acetone | ND | | 0.0500 | 1 | 05/27/2024 00:55 | WG2293728 |
| Acrylonitrile | ND | | 0.0100 | 1 | 05/27/2024 00:55 | WG2293728 |
| Benzene | ND | | 0.00100 | 1 | 05/27/2024 00:55 | WG2293728 |
| Bromobenzene | ND | | 0.00100 | 1 | 05/27/2024 00:55 | WG2293728 |
| Bromochloromethane | ND | | 0.00100 | 1 | 05/27/2024 00:55 | WG2293728 |
| Bromodichloromethane | ND | | 0.00100 | 1 | 05/27/2024 00:55 | WG2293728 |
| Bromoform | ND | | 0.00100 | 1 | 05/27/2024 00:55 | WG2293728 |
| Bromomethane | ND | | 0.00500 | 1 | 05/27/2024 00:55 | WG2293728 |
| n-Butylbenzene | ND | | 0.00100 | 1 | 05/27/2024 00:55 | WG2293728 |
| sec-Butylbenzene | ND | | 0.00100 | 1 | 05/27/2024 00:55 | WG2293728 |
| tert-Butylbenzene | ND | | 0.00100 | 1 | 05/27/2024 00:55 | WG2293728 |
| Carbon tetrachloride | ND | L1 | 0.00100 | 1 | 05/27/2024 00:55 | WG2293728 |
| Carbon disulfide | ND | | 0.00100 | 1 | 05/27/2024 00:55 | WG2293728 |
| Chlorobenzene | ND | | 0.00100 | 1 | 05/27/2024 00:55 | WG2293728 |
| Chlorodibromomethane | ND | | 0.00100 | 1 | 05/27/2024 00:55 | WG2293728 |
| Chloroethane | ND | | 0.00500 | 1 | 05/27/2024 00:55 | WG2293728 |
| Chloroform | ND | | 0.00500 | 1 | 05/27/2024 00:55 | WG2293728 |
| Chloromethane | ND | R7 | 0.00250 | 1 | 05/27/2024 00:55 | WG2293728 |
| 1,2-Dibromo-3-Chloropropane | ND | | 0.00500 | 1 | 05/27/2024 00:55 | WG2293728 |
| 1,2-Dibromoethane | ND | | 0.00100 | 1 | 05/27/2024 00:55 | WG2293728 |
| Dibromomethane | ND | | 0.00100 | 1 | 05/27/2024 00:55 | WG2293728 |
| 1,2-Dichlorobenzene | ND | | 0.00100 | 1 | 05/27/2024 00:55 | WG2293728 |
| 1,3-Dichlorobenzene | ND | | 0.00100 | 1 | 05/27/2024 00:55 | WG2293728 |
| 1,4-Dichlorobenzene | ND | | 0.00100 | 1 | 05/27/2024 00:55 | WG2293728 |
| trans-1,4-Dichloro-2-butene | ND | R7 | 0.00250 | 1 | 05/27/2024 00:55 | WG2293728 |
| Dichlorodifluoromethane | ND | | 0.00500 | 1 | 05/27/2024 00:55 | WG2293728 |
| 1,1-Dichloroethane | ND | | 0.00100 | 1 | 05/27/2024 00:55 | WG2293728 |
| 1,2-Dichloroethane | ND | | 0.00100 | 1 | 05/27/2024 00:55 | WG2293728 |
| 1,1-Dichloroethene | ND | | 0.00100 | 1 | 05/27/2024 00:55 | WG2293728 |
| cis-1,2-Dichloroethene | ND | | 0.00100 | 1 | 05/27/2024 00:55 | WG2293728 |
| trans-1,2-Dichloroethene | ND | | 0.00100 | 1 | 05/27/2024 00:55 | WG2293728 |
| 1,2-Dichloropropane | ND | | 0.00100 | 1 | 05/27/2024 00:55 | WG2293728 |
| cis-1,3-Dichloropropene | ND | | 0.00100 | 1 | 05/27/2024 00:55 | WG2293728 |
| trans-1,3-Dichloropropene | ND | | 0.00100 | 1 | 05/27/2024 00:55 | WG2293728 |
| Ethylbenzene | ND | | 0.00100 | 1 | 05/27/2024 00:55 | WG2293728 |
| Hexachloro-1,3-butadiene | ND | | 0.00100 | 1 | 05/27/2024 00:55 | WG2293728 |
| 2-Hexanone | ND | | 0.0100 | 1 | 05/27/2024 00:55 | WG2293728 |
| 2-Butanone (MEK) | ND | | 0.0100 | 1 | 05/27/2024 00:55 | WG2293728 |
| Iodomethane | ND | R7 | 0.0100 | 1 | 05/27/2024 00:55 | WG2293728 |
| Methylene Chloride | ND | | 0.00500 | 1 | 05/27/2024 00:55 | WG2293728 |
| 4-Methyl-2-pentanone (MIBK) | ND | | 0.0100 | 1 | 05/27/2024 00:55 | WG2293728 |
| Naphthalene | ND | | 0.00500 | 1 | 05/27/2024 00:55 | WG2293728 |
| n-Propylbenzene | ND | | 0.00100 | 1 | 05/27/2024 00:55 | WG2293728 |
| Styrene | ND | | 0.00100 | 1 | 05/27/2024 00:55 | WG2293728 |
| 1,1,1,2-Tetrachloroethane | ND | | 0.00100 | 1 | 05/27/2024 00:55 | WG2293728 |
| 1,1,2,2-Tetrachloroethane | ND | | 0.00100 | 1 | 05/27/2024 00:55 | WG2293728 |
| 1,1,2-Trichlorotrifluoroethane | ND | | 0.00100 | 1 | 05/27/2024 00:55 | WG2293728 |
| Tetrachloroethene | ND | | 0.00100 | 1 | 05/27/2024 00:55 | WG2293728 |
| Toluene | ND | | 0.00100 | 1 | 05/27/2024 00:55 | WG2293728 |
| 1,2,4-Trichlorobenzene | ND | | 0.00100 | 1 | 05/27/2024 00:55 | WG2293728 |
| 1,1,1-Trichloroethane | ND | L1 | 0.00100 | 1 | 05/27/2024 00:55 | WG2293728 |
| 1,1,2-Trichloroethane | ND | | 0.00100 | 1 | 05/27/2024 00:55 | WG2293728 |
| Trichloroethene | ND | | 0.00100 | 1 | 05/27/2024 00:55 | WG2293728 |
| Trichlorofluoromethane | ND | | 0.00500 | 1 | 05/27/2024 00:55 | WG2293728 |
| 1,2,3-Trichloropropane | ND | | 0.00250 | 1 | 05/27/2024 00:55 | WG2293728 |
| 1,2,4-Trimethylbenzene | ND | | 0.00100 | 1 | 05/27/2024 00:55 | WG2293728 |

## Volatile Organic Compounds (GC/MS) by Method 8260B

| Analyte | Result mg/l | Qualifier | RDL mg/l | Dilution | Analysis date / time | Batch |
|---|---|---|---|---|---|---|
| 1,3,5-Trimethylbenzene | ND | | 0.00100 | 1 | 05/27/2024 00:55 | WG2293728 |
| Vinyl acetate | ND | | 0.0100 | 1 | 05/27/2024 00:55 | WG2293728 |
| Vinyl chloride | ND | | 0.00100 | 1 | 05/27/2024 00:55 | WG2293728 |
| Xylenes, Total | ND | | 0.00300 | 1 | 05/27/2024 00:55 | WG2293728 |
| Di-isopropyl ether | ND | | 0.00100 | 1 | 05/27/2024 00:55 | WG2293728 |
| Ethanol | ND | | 0.100 | 1 | 05/27/2024 00:55 | WG2293728 |
| Ethyl tert-butyl ether | ND | | 0.00100 | 1 | 05/27/2024 00:55 | WG2293728 |
| Methyl tert-butyl ether | ND | | 0.00100 | 1 | 05/27/2024 00:55 | WG2293728 |
| tert-Butyl alcohol | ND | | 0.00500 | 1 | 05/27/2024 00:55 | WG2293728 |
| tert-Amyl Methyl Ether | ND | | 0.00100 | 1 | 05/27/2024 00:55 | WG2293728 |
| *(S) Toluene-d8* | *108* | | *80.0-120* | | *05/27/2024 00:55* | WG2293728 |
| *(S) 4-Bromofluorobenzene* | *111* | | *77.0-126* | | *05/27/2024 00:55* | WG2293728 |
| *(S) 1,2-Dichloroethane-d4* | *120* | | *70.0-130* | | *05/27/2024 00:55* | WG2293728 |

Company Name/Address:
**Kinder Morgan - Rocklin, CA-AZ Work**
410 N.44th Street
Suite 1000
Phoenix, AZ 85008

Billing Information:
Accounts Payable- Alan Van Antwerp
9950 SAN DIEGO MISSION RD.
SAN DIEGO, CA 92108

Pres Chk

Report to: Bob Forsberg

Email To: bob.forsberg@arcadis-us.com;sascha.arnold@arcadis.com

Project Description: KMEP Silvercroft Wash

City/State Collected: TUCSON/AZ

Please Circle: PT (MT) CT ET

Phone: 602-438-0883

Client Project # ~~30179444.01~~ 30207116

Lab Project # KINARCPAZ-SILVERCROF

Collected by (print): MS/SKA

Site/Facility ID # SILVERCROFT WASH

P.O. # WD1046679

Collected by (signature): [signature]

Immediately Packed on Ice N ___ Y X

Rush? (Lab MUST Be Notified)
___ Same Day ___ Five Day
___ Next Day ___ 5 Day (Rad Only)
___ Two Day ___ 10 Day (Rad Only)
___ Three Day

Quote #

Date Results Needed: STD TAT

Analysis / Container / Preservative

| Sample ID | Comp/Grab | Matrix * | Depth | Date | Time | No. of Cntrs | *NO2,NO3,SO4 125mlHDPE-NoPres | EEM RSK175 40mlAmb HCl | HOLD - NO2+NO3 250mlHDPE-H2SO4 | TDS 1L-HDPE NoPres | Total Fe 6010 250mlHDPE-HNO3 | VOCs+OXYs 8260 40mlAmb-HCl | | | | | Remarks | Sample # (lab only) |
|---|---|---|---|---|---|---|---|---|---|---|---|---|---|---|---|---|---|---|
| MW-21 | GRAB | GW | 152' | 5-21-24 | 0926 | 18 | X | X | X | X | X | X | | | | | RUN MS/MSD | -01 |
| | | GW | | | | | | | | | | | | | | | | |
| | | GW | | | | | | | | | | | | | | | | |
| | | GW | | | | | | | | | | | | | | | | |
| | | GW | | | | | | | | | | | | | | | | |
| | | GW | | | | | | | | | | | | | | | | |
| | | GW | | | | | | | | | | | | | | | | |
| | | GW | | | | | | | | | | | | | | | | |
| | | GW | | | | | | | | | | | | | | | | |
| TRIP BLANK | — | QA ~~GW~~ | — | 5-21-24 | — | 1 | | | | | | X | | | | | | -02 |

Chain of Custody Page 1 of 1

Pace PEOPLE ADVANCING SCIENCE

MT JULIET, TN
12065 Lebanon Rd Mount Juliet, TN 37122
Submitting a sample via this chain of custody constitutes acknowledgment and acceptance of the Pace Terms and Conditions found at: https://info.pacelabs.com/hubfs/pas-standard-terms.pdf

SDG # L1739078
B091

Acctnum: KINARCPAZ
Template: T190237
Prelogin: P1053889
PM: 110 - Brian Ford
PB:
Shipped Via:

* Matrix:
SS - Soil AIR - Air F - Filter
GW - Groundwater B - Bioassay
WW - WasteWater
DW - Drinking Water
OT - Other_____

Remarks: *NO2,NO3 have a 48 hour holding time.

(SHIP VIA FED EX)

pH _____ Temp _____
Flow _____ Other _____

Samples returned via: __ UPS __ FedEx __ Courier _____

Tracking # 7155 0313 9740

Sample Receipt Checklist
COC Seal Present/Intact: __NP ✓Y __N
COC Signed/Accurate: ✓Y __N
Bottles arrive intact: ✓Y __N
Correct bottles used: ✓Y __N
Sufficient volume sent: ✓Y __N
If Applicable
VOA Zero Headspace: ✓Y __N
Preservation Correct/Checked: ✓Y __N
RAD Screen <0.5 mR/hr: ✓Y __N

| Relinquished by : (Signature) | Date: | Time: | Received by: (Signature) | Trip Blank Received: Yes / No HCL / MeoH TBR | |
|---|---|---|---|---|---|
| [signature] | 5-21-2024 | 1500 | SHIP-N-MAIL | 2 | |
| Relinquished by : (Signature) | Date: | Time: | Received by: (Signature) | Temp: 5.7+0.1=5.8 °C EDA6 Bottles Received: 54 | If PH-10BDH5021 TRC-2362362 CR6-20221V ...te/Time |
| Relinquished by : (Signature) | Date: | Time: | Received for lab by: (Signature) C Roberts | Date: 05-22-24 Time: 0900 | Hold: Condition: NCF / OK |

Company Name/Address:
**Kinder Morgan - Rocklin, CA-AZ Work**

410 N.44th Street
Suite 1000
Phoenix. AZ 85008

Billing Information:
Accounts Payable- Alan Van Antwerp
9950 SAN DIEGO MISSION RD.
SAN DIEGO, CA 92108

Pres Chk

Report to: **Bob Forsberg**

Email To: bob.forsberg@arcadis-us.com;sascha.arnold@arcadis.com

Project Description: **KMEP Silvercroft Wash**

City/State Collected: TUCSON | AZ

Please Circle: PT (MT) CT ET

Phone: **602-438-0883**

Client Project # ~~30179444.01~~ 30207116

Lab Project # **KINARCPAZ-SILVERCROF**

Collected by (print): MS | SXA

Site/Facility ID # **SILVERCROFT WASH**

P.O. # **WD1046679**

Collected by (signature):

Immediately Packed on Ice N ___ Y X

*Rush?* (Lab MUST Be Notified)
___ Same Day ___ Five Day
___ Next Day ___ 5 Day (Rad Only)
___ Two Day ___ 10 Day (Rad Only)
___ Three Day

Quote #

Date Results Needed: STD TAT

| Sample ID | Comp/Grab | Matrix * | Depth | Date | Time | No. of Cntrs | *NO2,NO3,SO4 125mlHDPE-NoPres | EEM RSK175 40mlAmb HCl | HOLD - NO2+NO3 250mlHDPE-H2SO4 | TDS 1L-HDPE NoPres | Total Fe 6010 250mlHDPE-HNO3 | VOCs+OXYs 8260 40mlAmb-HCl | Remarks | Sample # (lab only) |
|---|---|---|---|---|---|---|---|---|---|---|---|---|---|---|
| WR-463A | GRAB | GW | 151' | 5-21-24 | 1033 | 9 | X | X | X | X | X | X | | -03 |
| R-122A | " | GW | 163' | " | 1132 | 9 | X | X | X | X | X | X | | -04 |
| R-099A | " | GW | 159' | " | 1233 | 9 | X | X | X | X | X | X | | -05 |
| R-082A | " | GW | 165' | " | 1354 | 9 | X | X | X | X | X | X | | -06 |
| | | GW | | | | | | | | | | | | |
| | | GW | | | | | | | | | | | | |
| | | GW | | | | | | | | | | | | |
| | | GW | | | | | | | | | | | | |
| | | GW | | | | | | | | | | | | |
| TRIP BLANK | — | ~~QA~~ GW | — | 5-21-24 | — | 1 | | | | | | X | | -07 |

Analysis / Container / Preservative

Chain of Custody Page 1 of 1

Pace
PEOPLE ADVANCING SCIENCE

**MT JULIET, TN**

12065 Lebanon Rd Mount Juliet, TN 37122
Submitting a sample via this chain of custody constitutes acknowledgment and acceptance of the Pace Terms and Conditions found at: https://info.pacelabs.com/hubfs/pas-standard-terms.pdf

SDG # L1339078

Table #

Acctnum: **KINARCPAZ**
Template: **T190237**
Prelogin: **P1053889**
PM: **110 - Brian Ford**
PB:

Shipped Via:

* Matrix:
SS - Soil AIR - Air F - Filter
GW - Groundwater B - Bioassay
WW - WasteWater
DW - Drinking Water
OT - Other_____

Remarks: *NO2,NO3 have a 48 hour holding time.

*COT* (SHIP VIA FEDEX)

pH _____ Temp _____

Flow _____ Other _____

Samples returned via: __ UPS __ FedEx __ Courier _____

Tracking # 7155 0313 9740

Sample Receipt Checklist

| | | | |
|---|---|---|---|
| COC Seal Present/Intact: | NP | Y | N |
| COC Signed/Accurate: | | Y | N |
| Bottles arrive intact: | | Y | N |
| Correct bottles used: | | Y | N |
| Sufficient volume sent: | | X | N |
| If Applicable | | | |
| VOA Zero Headspace: | | X | N |
| Preservation Correct/Checked: | | Y | N |
| RAD Screen <0.5 mR/hr: | | Y | N |

| | Date: | Time: | | |
|---|---|---|---|---|
| Relinquished by : (Signature) | 5-21-2024 | 1500 | Received by: (Signature) SHIP-N-MAIL | Trip Blank Received: Yes / No HCl / MeoH TBR |
| Relinquished by : (Signature) | Date: | Time: | Received by: (Signature) | Temp: 5.7+0.1=5.8 °C Bottles Received: 54 |
| Relinquished by : (Signature) | Date: | Time: | Received for lab by: (Signature) CROBERTS | Date: 05.22.24 Time: 0900 |

If preservation required by Login: Date/Time

Hold:

Condition: NCF / OK

## Gravimetric Analysis by Method 2540 C-2011

| Analyte | Result mg/l | Qualifier | RDL mg/l | Dilution | Analysis date / time | Batch |
|---|---|---|---|---|---|---|
| Dissolved Solids | 563 J | ~~H1~~ | 10.0 | 1 | 05/30/2024 09:58 | WG2295071 |

## Wet Chemistry by Method 9056A

| Analyte | Result mg/l | Qualifier | RDL mg/l | Dilution | Analysis date / time | Batch |
|---|---|---|---|---|---|---|
| Nitrate | 2.12 | | 0.100 | 1 | 05/23/2024 04:24 | WG2291495 |
| Nitrite | 0.116 | | 0.100 | 1 | 05/23/2024 04:24 | WG2291495 |
| Sulfate | 152 J | ~~M2~~ | 5.00 | 1 | 05/23/2024 04:24 | WG2291495 |

## Metals (ICP) by Method 6010D

| Analyte | Result mg/l | Qualifier | RDL mg/l | Dilution | Analysis date / time | Batch |
|---|---|---|---|---|---|---|
| Iron | ND | | 0.100 | 1 | 05/30/2024 16:48 | WG2294943 |

## Volatile Organic Compounds (GC) by Method RSK175

| Analyte | Result mg/l | Qualifier | RDL mg/l | Dilution | Analysis date / time | Batch |
|---|---|---|---|---|---|---|
| Methane | ND | | 0.0100 | 1 | 05/30/2024 12:29 | WG2294321 |
| Ethane | ND | | 0.0130 | 1 | 05/30/2024 12:29 | WG2294321 |
| Ethene | ND | | 0.0130 | 1 | 05/30/2024 12:29 | WG2294321 |

## Volatile Organic Compounds (GC/MS) by Method 8260B

| Analyte | Result mg/l | Qualifier | RDL mg/l | Dilution | Analysis date / time | Batch |
|---|---|---|---|---|---|---|
| Acetone | ND | | 0.0500 | 1 | 05/28/2024 00:29 | WG2293875 |
| Acrylonitrile | ND | | 0.0100 | 1 | 05/28/2024 00:29 | WG2293875 |
| Benzene | ND | | 0.00100 | 1 | 05/28/2024 00:29 | WG2293875 |
| Bromobenzene | ND | | 0.00100 | 1 | 05/28/2024 00:29 | WG2293875 |
| Bromochloromethane | ND | | 0.00100 | 1 | 05/28/2024 00:29 | WG2293875 |
| Bromodichloromethane | ND | | 0.00100 | 1 | 05/28/2024 00:29 | WG2293875 |
| Bromoform | ND | | 0.00100 | 1 | 05/28/2024 00:29 | WG2293875 |
| Bromomethane | ND | | 0.00500 | 1 | 05/28/2024 00:29 | WG2293875 |
| n-Butylbenzene | ND | | 0.00100 | 1 | 05/28/2024 00:29 | WG2293875 |
| sec-Butylbenzene | ND | | 0.00100 | 1 | 05/28/2024 00:29 | WG2293875 |
| tert-Butylbenzene | ND | | 0.00100 | 1 | 05/28/2024 00:29 | WG2293875 |
| Carbon tetrachloride | ND | | 0.00100 | 1 | 05/28/2024 00:29 | WG2293875 |
| Carbon disulfide | ND | | 0.00100 | 1 | 05/28/2024 00:29 | WG2293875 |
| Chlorobenzene | ND | | 0.00100 | 1 | 05/28/2024 00:29 | WG2293875 |
| Chlorodibromomethane | ND | | 0.00100 | 1 | 05/28/2024 00:29 | WG2293875 |
| Chloroethane | ND | | 0.00500 | 1 | 05/28/2024 00:29 | WG2293875 |
| Chloroform | ND | | 0.00500 | 1 | 05/28/2024 00:29 | WG2293875 |
| Chloromethane | ND | | 0.00250 | 1 | 05/28/2024 00:29 | WG2293875 |
| 1,2-Dibromo-3-Chloropropane | ND | | 0.00500 | 1 | 05/28/2024 00:29 | WG2293875 |
| 1,2-Dibromoethane | ND | | 0.00100 | 1 | 05/28/2024 00:29 | WG2293875 |
| Dibromomethane | ND | | 0.00100 | 1 | 05/28/2024 00:29 | WG2293875 |
| 1,2-Dichlorobenzene | ND | | 0.00100 | 1 | 05/28/2024 00:29 | WG2293875 |
| 1,3-Dichlorobenzene | ND | | 0.00100 | 1 | 05/28/2024 00:29 | WG2293875 |
| 1,4-Dichlorobenzene | ND | | 0.00100 | 1 | 05/28/2024 00:29 | WG2293875 |
| trans-1,4-Dichloro-2-butene | ND | UJ | 0.00250 | 1 | 05/28/2024 00:29 | WG2293875 |
| Dichlorodifluoromethane | ND | | 0.00500 | 1 | 05/28/2024 00:29 | WG2293875 |
| 1,1-Dichloroethane | ND | | 0.00100 | 1 | 05/28/2024 00:29 | WG2293875 |
| 1,2-Dichloroethane | ND | | 0.00100 | 1 | 05/28/2024 00:29 | WG2293875 |
| 1,1-Dichloroethene | ND | | 0.00100 | 1 | 05/28/2024 00:29 | WG2293875 |
| cis-1,2-Dichloroethene | ND | | 0.00100 | 1 | 05/28/2024 00:29 | WG2293875 |

## Volatile Organic Compounds (GC/MS) by Method 8260B

| Analyte | Result mg/l | Qualifier | RDL mg/l | Dilution | Analysis date / time | Batch |
|---|---|---|---|---|---|---|
| trans-1,2-Dichloroethene | ND | | 0.00100 | 1 | 05/28/2024 00:29 | WG2293875 |
| 1,2-Dichloropropane | ND | | 0.00100 | 1 | 05/28/2024 00:29 | WG2293875 |
| cis-1,3-Dichloropropene | ND | | 0.00100 | 1 | 05/28/2024 00:29 | WG2293875 |
| trans-1,3-Dichloropropene | ND | | 0.00100 | 1 | 05/28/2024 00:29 | WG2293875 |
| Ethylbenzene | ND | | 0.00100 | 1 | 05/28/2024 00:29 | WG2293875 |
| Hexachloro-1,3-butadiene | ND | | 0.00100 | 1 | 05/28/2024 00:29 | WG2293875 |
| 2-Hexanone | ND | | 0.0100 | 1 | 05/28/2024 00:29 | WG2293875 |
| 2-Butanone (MEK) | ND | | 0.0100 | 1 | 05/28/2024 00:29 | WG2293875 |
| Iodomethane | ND | UJ R5 | 0.0100 | 1 | 05/28/2024 00:29 | WG2293875 |
| Methylene Chloride | ND | | 0.00500 | 1 | 05/28/2024 00:29 | WG2293875 |
| 4-Methyl-2-pentanone (MIBK) | ND | | 0.0100 | 1 | 05/28/2024 00:29 | WG2293875 |
| Naphthalene | ND | | 0.00500 | 1 | 05/28/2024 00:29 | WG2293875 |
| n-Propylbenzene | ND | | 0.00100 | 1 | 05/28/2024 00:29 | WG2293875 |
| Styrene | ND | | 0.00100 | 1 | 05/28/2024 00:29 | WG2293875 |
| 1,1,1,2-Tetrachloroethane | ND | | 0.00100 | 1 | 05/28/2024 00:29 | WG2293875 |
| 1,1,2,2-Tetrachloroethane | ND | | 0.00100 | 1 | 05/28/2024 00:29 | WG2293875 |
| 1,1,2-Trichlorotrifluoroethane | ND | | 0.00100 | 1 | 05/28/2024 00:29 | WG2293875 |
| Tetrachloroethene | ND | | 0.00100 | 1 | 05/28/2024 00:29 | WG2293875 |
| Toluene | ND | | 0.00100 | 1 | 05/28/2024 00:29 | WG2293875 |
| 1,2,4-Trichlorobenzene | ND | | 0.00100 | 1 | 05/28/2024 00:29 | WG2293875 |
| 1,1,1-Trichloroethane | ND | | 0.00100 | 1 | 05/28/2024 00:29 | WG2293875 |
| 1,1,2-Trichloroethane | ND | | 0.00100 | 1 | 05/28/2024 00:29 | WG2293875 |
| Trichloroethene | ND | | 0.00100 | 1 | 05/28/2024 00:29 | WG2293875 |
| Trichlorofluoromethane | ND | | 0.00500 | 1 | 05/28/2024 00:29 | WG2293875 |
| 1,2,3-Trichloropropane | ND | | 0.00250 | 1 | 05/28/2024 00:29 | WG2293875 |
| 1,2,4-Trimethylbenzene | ND | | 0.00100 | 1 | 05/28/2024 00:29 | WG2293875 |
| 1,3,5-Trimethylbenzene | ND | | 0.00100 | 1 | 05/28/2024 00:29 | WG2293875 |
| Vinyl acetate | ND | | 0.0100 | 1 | 05/28/2024 00:29 | WG2293875 |
| Vinyl chloride | ND | | 0.00100 | 1 | 05/28/2024 00:29 | WG2293875 |
| Xylenes, Total | ND | | 0.00300 | 1 | 05/28/2024 00:29 | WG2293875 |
| Di-isopropyl ether | ND | | 0.00100 | 1 | 05/28/2024 00:29 | WG2293875 |
| Ethanol | ND | UJ R5 | 0.100 | 1 | 05/28/2024 00:29 | WG2293875 |
| Ethyl tert-butyl ether | ND | | 0.00100 | 1 | 05/28/2024 00:29 | WG2293875 |
| Methyl tert-butyl ether | 0.00118 | | 0.00100 | 1 | 05/28/2024 00:29 | WG2293875 |
| tert-Butyl alcohol | ND | | 0.00500 | 1 | 05/28/2024 00:29 | WG2293875 |
| tert-Amyl Methyl Ether | ND | | 0.00100 | 1 | 05/28/2024 00:29 | WG2293875 |
| *(S) Toluene-d8* | *105* | | *80.0-120* | | *05/28/2024 00:29* | WG2293875 |
| *(S) 4-Bromofluorobenzene* | *110* | | *77.0-126* | | *05/28/2024 00:29* | WG2293875 |
| *(S) 1,2-Dichloroethane-d4* | *120* | | *70.0-130* | | *05/28/2024 00:29* | WG2293875 |

## Volatile Organic Compounds (GC/MS) by Method 8260B

| Analyte | Result mg/l | Qualifier | RDL mg/l | Dilution | Analysis date / time | Batch |
|---|---|---|---|---|---|---|
| Acetone | ND | | 0.0500 | 1 | 05/27/2024 21:00 | WG2293875 |
| Acrylonitrile | ND | | 0.0100 | 1 | 05/27/2024 21:00 | WG2293875 |
| Benzene | ND | | 0.00100 | 1 | 05/27/2024 21:00 | WG2293875 |
| Bromobenzene | ND | | 0.00100 | 1 | 05/27/2024 21:00 | WG2293875 |
| Bromochloromethane | ND | | 0.00100 | 1 | 05/27/2024 21:00 | WG2293875 |
| Bromodichloromethane | ND | | 0.00100 | 1 | 05/27/2024 21:00 | WG2293875 |
| Bromoform | ND | | 0.00100 | 1 | 05/27/2024 21:00 | WG2293875 |
| Bromomethane | ND | | 0.00500 | 1 | 05/27/2024 21:00 | WG2293875 |
| n-Butylbenzene | ND | | 0.00100 | 1 | 05/27/2024 21:00 | WG2293875 |
| sec-Butylbenzene | ND | | 0.00100 | 1 | 05/27/2024 21:00 | WG2293875 |
| tert-Butylbenzene | ND | | 0.00100 | 1 | 05/27/2024 21:00 | WG2293875 |
| Carbon tetrachloride | ND | | 0.00100 | 1 | 05/27/2024 21:00 | WG2293875 |
| Carbon disulfide | ND | | 0.00100 | 1 | 05/27/2024 21:00 | WG2293875 |
| Chlorobenzene | ND | | 0.00100 | 1 | 05/27/2024 21:00 | WG2293875 |
| Chlorodibromomethane | ND | | 0.00100 | 1 | 05/27/2024 21:00 | WG2293875 |
| Chloroethane | ND | | 0.00500 | 1 | 05/27/2024 21:00 | WG2293875 |
| Chloroform | ND | | 0.00500 | 1 | 05/27/2024 21:00 | WG2293875 |
| Chloromethane | ND | | 0.00250 | 1 | 05/27/2024 21:00 | WG2293875 |
| 1,2-Dibromo-3-Chloropropane | ND | | 0.00500 | 1 | 05/27/2024 21:00 | WG2293875 |
| 1,2-Dibromoethane | ND | | 0.00100 | 1 | 05/27/2024 21:00 | WG2293875 |
| Dibromomethane | ND | | 0.00100 | 1 | 05/27/2024 21:00 | WG2293875 |
| 1,2-Dichlorobenzene | ND | | 0.00100 | 1 | 05/27/2024 21:00 | WG2293875 |
| 1,3-Dichlorobenzene | ND | | 0.00100 | 1 | 05/27/2024 21:00 | WG2293875 |
| 1,4-Dichlorobenzene | ND | | 0.00100 | 1 | 05/27/2024 21:00 | WG2293875 |
| trans-1,4-Dichloro-2-butene | ND | UJ R7 | 0.00250 | 1 | 05/27/2024 21:00 | WG2293875 |
| Dichlorodifluoromethane | ND | | 0.00500 | 1 | 05/27/2024 21:00 | WG2293875 |
| 1,1-Dichloroethane | ND | | 0.00100 | 1 | 05/27/2024 21:00 | WG2293875 |
| 1,2-Dichloroethane | ND | | 0.00100 | 1 | 05/27/2024 21:00 | WG2293875 |
| 1,1-Dichloroethene | ND | | 0.00100 | 1 | 05/27/2024 21:00 | WG2293875 |
| cis-1,2-Dichloroethene | ND | | 0.00100 | 1 | 05/27/2024 21:00 | WG2293875 |
| trans-1,2-Dichloroethene | ND | | 0.00100 | 1 | 05/27/2024 21:00 | WG2293875 |
| 1,2-Dichloropropane | ND | | 0.00100 | 1 | 05/27/2024 21:00 | WG2293875 |
| cis-1,3-Dichloropropene | ND | | 0.00100 | 1 | 05/27/2024 21:00 | WG2293875 |
| trans-1,3-Dichloropropene | ND | | 0.00100 | 1 | 05/27/2024 21:00 | WG2293875 |
| Ethylbenzene | ND | | 0.00100 | 1 | 05/27/2024 21:00 | WG2293875 |
| Hexachloro-1,3-butadiene | ND | | 0.00100 | 1 | 05/27/2024 21:00 | WG2293875 |
| 2-Hexanone | ND | | 0.0100 | 1 | 05/27/2024 21:00 | WG2293875 |
| 2-Butanone (MEK) | ND | | 0.0100 | 1 | 05/27/2024 21:00 | WG2293875 |
| Iodomethane | ND | UJ R5 | 0.0100 | 1 | 05/27/2024 21:00 | WG2293875 |
| Methylene Chloride | ND | | 0.00500 | 1 | 05/27/2024 21:00 | WG2293875 |
| 4-Methyl-2-pentanone (MIBK) | ND | | 0.0100 | 1 | 05/27/2024 21:00 | WG2293875 |
| Naphthalene | ND | | 0.00500 | 1 | 05/27/2024 21:00 | WG2293875 |
| n-Propylbenzene | ND | | 0.00100 | 1 | 05/27/2024 21:00 | WG2293875 |
| Styrene | ND | | 0.00100 | 1 | 05/27/2024 21:00 | WG2293875 |
| 1,1,1,2-Tetrachloroethane | ND | | 0.00100 | 1 | 05/27/2024 21:00 | WG2293875 |
| 1,1,2,2-Tetrachloroethane | ND | | 0.00100 | 1 | 05/27/2024 21:00 | WG2293875 |
| 1,1,2-Trichlorotrifluoroethane | ND | | 0.00100 | 1 | 05/27/2024 21:00 | WG2293875 |
| Tetrachloroethene | ND | | 0.00100 | 1 | 05/27/2024 21:00 | WG2293875 |
| Toluene | ND | | 0.00100 | 1 | 05/27/2024 21:00 | WG2293875 |
| 1,2,4-Trichlorobenzene | ND | | 0.00100 | 1 | 05/27/2024 21:00 | WG2293875 |
| 1,1,1-Trichloroethane | ND | | 0.00100 | 1 | 05/27/2024 21:00 | WG2293875 |
| 1,1,2-Trichloroethane | ND | | 0.00100 | 1 | 05/27/2024 21:00 | WG2293875 |
| Trichloroethene | ND | | 0.00100 | 1 | 05/27/2024 21:00 | WG2293875 |
| Trichlorofluoromethane | ND | | 0.00500 | 1 | 05/27/2024 21:00 | WG2293875 |
| 1,2,3-Trichloropropane | ND | | 0.00250 | 1 | 05/27/2024 21:00 | WG2293875 |
| 1,2,4-Trimethylbenzene | ND | | 0.00100 | 1 | 05/27/2024 21:00 | WG2293875 |

## Volatile Organic Compounds (GC/MS) by Method 8260B

| Analyte | Result mg/l | Qualifier | RDL mg/l | Dilution | Analysis date / time | Batch |
|---|---|---|---|---|---|---|
| 1,3,5-Trimethylbenzene | ND | | 0.00100 | 1 | 05/27/2024 21:00 | WG2293875 |
| Vinyl acetate | ND | | 0.0100 | 1 | 05/27/2024 21:00 | WG2293875 |
| Vinyl chloride | ND | | 0.00100 | 1 | 05/27/2024 21:00 | WG2293875 |
| Xylenes, Total | ND | | 0.00300 | 1 | 05/27/2024 21:00 | WG2293875 |
| Di-isopropyl ether | ND | | 0.00100 | 1 | 05/27/2024 21:00 | WG2293875 |
| Ethanol | ND | UJ R5 | 0.100 | 1 | 05/27/2024 21:00 | WG2293875 |
| Ethyl tert-butyl ether | ND | | 0.00100 | 1 | 05/27/2024 21:00 | WG2293875 |
| Methyl tert-butyl ether | ND | | 0.00100 | 1 | 05/27/2024 21:00 | WG2293875 |
| tert-Butyl alcohol | ND | | 0.00500 | 1 | 05/27/2024 21:00 | WG2293875 |
| tert-Amyl Methyl Ether | ND | | 0.00100 | 1 | 05/27/2024 21:00 | WG2293875 |
| *(S) Toluene-d8* | *106* | | *80.0-120* | | *05/27/2024 21:00* | WG2293875 |
| *(S) 4-Bromofluorobenzene* | *110* | | *77.0-126* | | *05/27/2024 21:00* | WG2293875 |
| *(S) 1,2-Dichloroethane-d4* | *115* | | *70.0-130* | | *05/27/2024 21:00* | WG2293875 |

## Gravimetric Analysis by Method 2540 C-2011

| Analyte | Result mg/l | Qualifier | RDL mg/l | Dilution | Analysis date / time | Batch |
|---|---|---|---|---|---|---|
| Dissolved Solids | 351 | | 10.0 | 1 | 05/26/2024 09:01 | WG2293098 |

## Wet Chemistry by Method 9056A

| Analyte | Result mg/l | Qualifier | RDL mg/l | Dilution | Analysis date / time | Batch |
|---|---|---|---|---|---|---|
| Nitrate | 4.94 | | 0.100 | 1 | 05/23/2024 10:28 | WG2291513 |
| Nitrite | ND | | 0.100 | 1 | 05/23/2024 10:28 | WG2291513 |
| Sulfate | 64.0 | J M2 | 5.00 | 1 | 05/23/2024 10:28 | WG2291513 |

## Metals (ICP) by Method 6010D

| Analyte | Result mg/l | Qualifier | RDL mg/l | Dilution | Analysis date / time | Batch |
|---|---|---|---|---|---|---|
| Iron | ND | | 0.100 | 1 | 05/30/2024 17:58 | WG2294943 |

## Volatile Organic Compounds (GC) by Method RSK175

| Analyte | Result mg/l | Qualifier | RDL mg/l | Dilution | Analysis date / time | Batch |
|---|---|---|---|---|---|---|
| Methane | ND | | 0.0100 | 1 | 05/30/2024 12:32 | WG2294321 |
| Ethane | ND | | 0.0130 | 1 | 05/30/2024 12:32 | WG2294321 |
| Ethene | ND | | 0.0130 | 1 | 05/30/2024 12:32 | WG2294321 |

## Volatile Organic Compounds (GC/MS) by Method 8260B

| Analyte | Result mg/l | Qualifier | RDL mg/l | Dilution | Analysis date / time | Batch |
|---|---|---|---|---|---|---|
| Acetone | ND | | 0.0500 | 1 | 05/28/2024 00:49 | WG2293875 |
| Acrylonitrile | ND | | 0.0100 | 1 | 05/28/2024 00:49 | WG2293875 |
| Benzene | ND | | 0.00100 | 1 | 05/28/2024 00:49 | WG2293875 |
| Bromobenzene | ND | | 0.00100 | 1 | 05/28/2024 00:49 | WG2293875 |
| Bromochloromethane | ND | | 0.00100 | 1 | 05/28/2024 00:49 | WG2293875 |
| Bromodichloromethane | ND | | 0.00100 | 1 | 05/28/2024 00:49 | WG2293875 |
| Bromoform | ND | | 0.00100 | 1 | 05/28/2024 00:49 | WG2293875 |
| Bromomethane | ND | | 0.00500 | 1 | 05/28/2024 00:49 | WG2293875 |
| n-Butylbenzene | ND | | 0.00100 | 1 | 05/28/2024 00:49 | WG2293875 |
| sec-Butylbenzene | ND | | 0.00100 | 1 | 05/28/2024 00:49 | WG2293875 |
| tert-Butylbenzene | ND | | 0.00100 | 1 | 05/28/2024 00:49 | WG2293875 |
| Carbon tetrachloride | ND | | 0.00100 | 1 | 05/28/2024 00:49 | WG2293875 |
| Carbon disulfide | ND | | 0.00100 | 1 | 05/28/2024 00:49 | WG2293875 |
| Chlorobenzene | ND | | 0.00100 | 1 | 05/28/2024 00:49 | WG2293875 |
| Chlorodibromomethane | ND | | 0.00100 | 1 | 05/28/2024 00:49 | WG2293875 |
| Chloroethane | ND | | 0.00500 | 1 | 05/28/2024 00:49 | WG2293875 |
| Chloroform | ND | | 0.00500 | 1 | 05/28/2024 00:49 | WG2293875 |
| Chloromethane | ND | | 0.00250 | 1 | 05/28/2024 00:49 | WG2293875 |
| 1,2-Dibromo-3-Chloropropane | ND | | 0.00500 | 1 | 05/28/2024 00:49 | WG2293875 |
| 1,2-Dibromoethane | ND | | 0.00100 | 1 | 05/28/2024 00:49 | WG2293875 |
| Dibromomethane | ND | | 0.00100 | 1 | 05/28/2024 00:49 | WG2293875 |
| 1,2-Dichlorobenzene | ND | | 0.00100 | 1 | 05/28/2024 00:49 | WG2293875 |
| 1,3-Dichlorobenzene | ND | | 0.00100 | 1 | 05/28/2024 00:49 | WG2293875 |
| 1,4-Dichlorobenzene | ND | | 0.00100 | 1 | 05/28/2024 00:49 | WG2293875 |
| trans-1,4-Dichloro-2-butene | ND | UJ R7 | 0.00250 | 1 | 05/28/2024 00:49 | WG2293875 |
| Dichlorodifluoromethane | ND | | 0.00500 | 1 | 05/28/2024 00:49 | WG2293875 |
| 1,1-Dichloroethane | ND | | 0.00100 | 1 | 05/28/2024 00:49 | WG2293875 |
| 1,2-Dichloroethane | ND | | 0.00100 | 1 | 05/28/2024 00:49 | WG2293875 |
| 1,1-Dichloroethene | ND | | 0.00100 | 1 | 05/28/2024 00:49 | WG2293875 |
| cis-1,2-Dichloroethene | ND | | 0.00100 | 1 | 05/28/2024 00:49 | WG2293875 |

## Volatile Organic Compounds (GC/MS) by Method 8260B

| Analyte | Result mg/l | Qualifier | RDL mg/l | Dilution | Analysis date / time | Batch |
|---|---|---|---|---|---|---|
| trans-1,2-Dichloroethene | ND | | 0.00100 | 1 | 05/28/2024 00:49 | WG2293875 |
| 1,2-Dichloropropane | ND | | 0.00100 | 1 | 05/28/2024 00:49 | WG2293875 |
| cis-1,3-Dichloropropene | ND | | 0.00100 | 1 | 05/28/2024 00:49 | WG2293875 |
| trans-1,3-Dichloropropene | ND | | 0.00100 | 1 | 05/28/2024 00:49 | WG2293875 |
| Ethylbenzene | ND | | 0.00100 | 1 | 05/28/2024 00:49 | WG2293875 |
| Hexachloro-1,3-butadiene | ND | | 0.00100 | 1 | 05/28/2024 00:49 | WG2293875 |
| 2-Hexanone | ND | | 0.0100 | 1 | 05/28/2024 00:49 | WG2293875 |
| 2-Butanone (MEK) | ND | | 0.0100 | 1 | 05/28/2024 00:49 | WG2293875 |
| Iodomethane | ND | UJ R5 | 0.0100 | 1 | 05/28/2024 00:49 | WG2293875 |
| Methylene Chloride | ND | | 0.00500 | 1 | 05/28/2024 00:49 | WG2293875 |
| 4-Methyl-2-pentanone (MIBK) | ND | | 0.0100 | 1 | 05/28/2024 00:49 | WG2293875 |
| Naphthalene | ND | | 0.00500 | 1 | 05/28/2024 00:49 | WG2293875 |
| n-Propylbenzene | ND | | 0.00100 | 1 | 05/28/2024 00:49 | WG2293875 |
| Styrene | ND | | 0.00100 | 1 | 05/28/2024 00:49 | WG2293875 |
| 1,1,1,2-Tetrachloroethane | ND | | 0.00100 | 1 | 05/28/2024 00:49 | WG2293875 |
| 1,1,2,2-Tetrachloroethane | ND | | 0.00100 | 1 | 05/28/2024 00:49 | WG2293875 |
| 1,1,2-Trichlorotrifluoroethane | ND | | 0.00100 | 1 | 05/28/2024 00:49 | WG2293875 |
| Tetrachloroethene | ND | | 0.00100 | 1 | 05/28/2024 00:49 | WG2293875 |
| Toluene | ND | | 0.00100 | 1 | 05/28/2024 00:49 | WG2293875 |
| 1,2,4-Trichlorobenzene | ND | | 0.00100 | 1 | 05/28/2024 00:49 | WG2293875 |
| 1,1,1-Trichloroethane | ND | | 0.00100 | 1 | 05/28/2024 00:49 | WG2293875 |
| 1,1,2-Trichloroethane | ND | | 0.00100 | 1 | 05/28/2024 00:49 | WG2293875 |
| Trichloroethene | ND | | 0.00100 | 1 | 05/28/2024 00:49 | WG2293875 |
| Trichlorofluoromethane | ND | | 0.00500 | 1 | 05/28/2024 00:49 | WG2293875 |
| 1,2,3-Trichloropropane | ND | | 0.00250 | 1 | 05/28/2024 00:49 | WG2293875 |
| 1,2,4-Trimethylbenzene | ND | | 0.00100 | 1 | 05/28/2024 00:49 | WG2293875 |
| 1,3,5-Trimethylbenzene | ND | | 0.00100 | 1 | 05/28/2024 00:49 | WG2293875 |
| Vinyl acetate | ND | | 0.0100 | 1 | 05/28/2024 00:49 | WG2293875 |
| Vinyl chloride | ND | | 0.00100 | 1 | 05/28/2024 00:49 | WG2293875 |
| Xylenes, Total | ND | | 0.00300 | 1 | 05/28/2024 00:49 | WG2293875 |
| Di-isopropyl ether | ND | | 0.00100 | 1 | 05/28/2024 00:49 | WG2293875 |
| Ethanol | ND | UJ R5 | 0.100 | 1 | 05/28/2024 00:49 | WG2293875 |
| Ethyl tert-butyl ether | ND | | 0.00100 | 1 | 05/28/2024 00:49 | WG2293875 |
| Methyl tert-butyl ether | ND | | 0.00100 | 1 | 05/28/2024 00:49 | WG2293875 |
| tert-Butyl alcohol | ND | | 0.00500 | 1 | 05/28/2024 00:49 | WG2293875 |
| tert-Amyl Methyl Ether | ND | | 0.00100 | 1 | 05/28/2024 00:49 | WG2293875 |
| *(S) Toluene-d8* | *107* | | *80.0-120* | | *05/28/2024 00:49* | WG2293875 |
| *(S) 4-Bromofluorobenzene* | *111* | | *77.0-126* | | *05/28/2024 00:49* | WG2293875 |
| *(S) 1,2-Dichloroethane-d4* | *118* | | *70.0-130* | | *05/28/2024 00:49* | WG2293875 |

## Gravimetric Analysis by Method 2540 C-2011

| Analyte | Result mg/l | Qualifier | RDL mg/l | Dilution | Analysis date / time | Batch |
|---|---|---|---|---|---|---|
| Dissolved Solids | 494 | | 10.0 | 1 | 05/26/2024 09:01 | WG2293098 |

## Wet Chemistry by Method 9056A

| Analyte | Result mg/l | Qualifier | RDL mg/l | Dilution | Analysis date / time | Batch |
|---|---|---|---|---|---|---|
| Nitrate | 1.05 | | 0.100 | 1 | 05/23/2024 12:11 | WG2291527 |
| Nitrite | ND | | 0.100 | 1 | 05/23/2024 12:11 | WG2291527 |
| Sulfate | 41.3 | | 5.00 | 1 | 05/23/2024 12:11 | WG2291527 |

## Metals (ICP) by Method 6010D

| Analyte | Result mg/l | Qualifier | RDL mg/l | Dilution | Analysis date / time | Batch |
|---|---|---|---|---|---|---|
| Iron | ND | | 0.100 | 1 | 05/31/2024 17:55 | WG2294946 |

## Volatile Organic Compounds (GC) by Method RSK175

| Analyte | Result mg/l | Qualifier | RDL mg/l | Dilution | Analysis date / time | Batch |
|---|---|---|---|---|---|---|
| Methane | ND | | 0.0100 | 1 | 05/30/2024 12:38 | WG2294321 |
| Ethane | ND | | 0.0130 | 1 | 05/30/2024 12:38 | WG2294321 |
| Ethene | ND | | 0.0130 | 1 | 05/30/2024 12:38 | WG2294321 |

## Volatile Organic Compounds (GC/MS) by Method 8260B

| Analyte | Result mg/l | Qualifier | RDL mg/l | Dilution | Analysis date / time | Batch |
|---|---|---|---|---|---|---|
| Acetone | ND | | 0.0500 | 1 | 05/28/2024 01:10 | WG2293875 |
| Acrylonitrile | ND | | 0.0100 | 1 | 05/28/2024 01:10 | WG2293875 |
| Benzene | ND | | 0.00100 | 1 | 05/28/2024 01:10 | WG2293875 |
| Bromobenzene | ND | | 0.00100 | 1 | 05/28/2024 01:10 | WG2293875 |
| Bromochloromethane | ND | | 0.00100 | 1 | 05/28/2024 01:10 | WG2293875 |
| Bromodichloromethane | ND | | 0.00100 | 1 | 05/28/2024 01:10 | WG2293875 |
| Bromoform | ND | | 0.00100 | 1 | 05/28/2024 01:10 | WG2293875 |
| Bromomethane | ND | | 0.00500 | 1 | 05/28/2024 01:10 | WG2293875 |
| n-Butylbenzene | ND | | 0.00100 | 1 | 05/28/2024 01:10 | WG2293875 |
| sec-Butylbenzene | ND | | 0.00100 | 1 | 05/28/2024 01:10 | WG2293875 |
| tert-Butylbenzene | ND | | 0.00100 | 1 | 05/28/2024 01:10 | WG2293875 |
| Carbon tetrachloride | ND | | 0.00100 | 1 | 05/28/2024 01:10 | WG2293875 |
| Carbon disulfide | ND | | 0.00100 | 1 | 05/28/2024 01:10 | WG2293875 |
| Chlorobenzene | ND | | 0.00100 | 1 | 05/28/2024 01:10 | WG2293875 |
| Chlorodibromomethane | ND | | 0.00100 | 1 | 05/28/2024 01:10 | WG2293875 |
| Chloroethane | ND | | 0.00500 | 1 | 05/28/2024 01:10 | WG2293875 |
| Chloroform | ND | | 0.00500 | 1 | 05/28/2024 01:10 | WG2293875 |
| Chloromethane | ND | | 0.00250 | 1 | 05/28/2024 01:10 | WG2293875 |
| 1,2-Dibromo-3-Chloropropane | ND | | 0.00500 | 1 | 05/28/2024 01:10 | WG2293875 |
| 1,2-Dibromoethane | ND | | 0.00100 | 1 | 05/28/2024 01:10 | WG2293875 |
| Dibromomethane | ND | | 0.00100 | 1 | 05/28/2024 01:10 | WG2293875 |
| 1,2-Dichlorobenzene | ND | | 0.00100 | 1 | 05/28/2024 01:10 | WG2293875 |
| 1,3-Dichlorobenzene | ND | | 0.00100 | 1 | 05/28/2024 01:10 | WG2293875 |
| 1,4-Dichlorobenzene | ND | | 0.00100 | 1 | 05/28/2024 01:10 | WG2293875 |
| trans-1,4-Dichloro-2-butene | ND | UJ ~~R7~~ | 0.00250 | 1 | 05/28/2024 01:10 | WG2293875 |
| Dichlorodifluoromethane | ND | | 0.00500 | 1 | 05/28/2024 01:10 | WG2293875 |
| 1,1-Dichloroethane | ND | | 0.00100 | 1 | 05/28/2024 01:10 | WG2293875 |
| 1,2-Dichloroethane | ND | | 0.00100 | 1 | 05/28/2024 01:10 | WG2293875 |
| 1,1-Dichloroethene | ND | | 0.00100 | 1 | 05/28/2024 01:10 | WG2293875 |
| cis-1,2-Dichloroethene | ND | | 0.00100 | 1 | 05/28/2024 01:10 | WG2293875 |

1 Cp
2 Tc
3 Ss
4 Cn
5 Sr
6 Qc
7 Is
8 Gl
9 Al
10 Sc

## Volatile Organic Compounds (GC/MS) by Method 8260B

| Analyte | Result mg/l | Qualifier | RDL mg/l | Dilution | Analysis date / time | Batch |
|---|---|---|---|---|---|---|
| trans-1,2-Dichloroethene | ND | | 0.00100 | 1 | 05/28/2024 01:10 | WG2293875 |
| 1,2-Dichloropropane | ND | | 0.00100 | 1 | 05/28/2024 01:10 | WG2293875 |
| cis-1,3-Dichloropropene | ND | | 0.00100 | 1 | 05/28/2024 01:10 | WG2293875 |
| trans-1,3-Dichloropropene | ND | | 0.00100 | 1 | 05/28/2024 01:10 | WG2293875 |
| Ethylbenzene | ND | | 0.00100 | 1 | 05/28/2024 01:10 | WG2293875 |
| Hexachloro-1,3-butadiene | ND | | 0.00100 | 1 | 05/28/2024 01:10 | WG2293875 |
| 2-Hexanone | ND | | 0.0100 | 1 | 05/28/2024 01:10 | WG2293875 |
| 2-Butanone (MEK) | ND | | 0.0100 | 1 | 05/28/2024 01:10 | WG2293875 |
| Iodomethane | ND | UJ R5 | 0.0100 | 1 | 05/28/2024 01:10 | WG2293875 |
| Methylene Chloride | ND | | 0.00500 | 1 | 05/28/2024 01:10 | WG2293875 |
| 4-Methyl-2-pentanone (MIBK) | ND | | 0.0100 | 1 | 05/28/2024 01:10 | WG2293875 |
| Naphthalene | ND | | 0.00500 | 1 | 05/28/2024 01:10 | WG2293875 |
| n-Propylbenzene | ND | | 0.00100 | 1 | 05/28/2024 01:10 | WG2293875 |
| Styrene | ND | | 0.00100 | 1 | 05/28/2024 01:10 | WG2293875 |
| 1,1,1,2-Tetrachloroethane | ND | | 0.00100 | 1 | 05/28/2024 01:10 | WG2293875 |
| 1,1,2,2-Tetrachloroethane | ND | | 0.00100 | 1 | 05/28/2024 01:10 | WG2293875 |
| 1,1,2-Trichlorotrifluoroethane | ND | | 0.00100 | 1 | 05/28/2024 01:10 | WG2293875 |
| Tetrachloroethene | ND | | 0.00100 | 1 | 05/28/2024 01:10 | WG2293875 |
| Toluene | ND | | 0.00100 | 1 | 05/28/2024 01:10 | WG2293875 |
| 1,2,4-Trichlorobenzene | ND | | 0.00100 | 1 | 05/28/2024 01:10 | WG2293875 |
| 1,1,1-Trichloroethane | ND | | 0.00100 | 1 | 05/28/2024 01:10 | WG2293875 |
| 1,1,2-Trichloroethane | ND | | 0.00100 | 1 | 05/28/2024 01:10 | WG2293875 |
| Trichloroethene | ND | | 0.00100 | 1 | 05/28/2024 01:10 | WG2293875 |
| Trichlorofluoromethane | ND | | 0.00500 | 1 | 05/28/2024 01:10 | WG2293875 |
| 1,2,3-Trichloropropane | ND | | 0.00250 | 1 | 05/28/2024 01:10 | WG2293875 |
| 1,2,4-Trimethylbenzene | ND | | 0.00100 | 1 | 05/28/2024 01:10 | WG2293875 |
| 1,3,5-Trimethylbenzene | ND | | 0.00100 | 1 | 05/28/2024 01:10 | WG2293875 |
| Vinyl acetate | ND | | 0.0100 | 1 | 05/28/2024 01:10 | WG2293875 |
| Vinyl chloride | ND | | 0.00100 | 1 | 05/28/2024 01:10 | WG2293875 |
| Xylenes, Total | ND | | 0.00300 | 1 | 05/28/2024 01:10 | WG2293875 |
| Di-isopropyl ether | ND | | 0.00100 | 1 | 05/28/2024 01:10 | WG2293875 |
| Ethanol | ND | UJ R5 | 0.100 | 1 | 05/28/2024 01:10 | WG2293875 |
| Ethyl tert-butyl ether | ND | | 0.00100 | 1 | 05/28/2024 01:10 | WG2293875 |
| Methyl tert-butyl ether | ND | | 0.00100 | 1 | 05/28/2024 01:10 | WG2293875 |
| tert-Butyl alcohol | ND | | 0.00500 | 1 | 05/28/2024 01:10 | WG2293875 |
| tert-Amyl Methyl Ether | ND | | 0.00100 | 1 | 05/28/2024 01:10 | WG2293875 |
| *(S) Toluene-d8* | *106* | | *80.0-120* | | *05/28/2024 01:10* | WG2293875 |
| *(S) 4-Bromofluorobenzene* | *110* | | *77.0-126* | | *05/28/2024 01:10* | WG2293875 |
| *(S) 1,2-Dichloroethane-d4* | *120* | | *70.0-130* | | *05/28/2024 01:10* | WG2293875 |

## Gravimetric Analysis by Method 2540 C-2011

| Analyte | Result | Qualifier | RDL | Dilution | Analysis | Batch |
|---|---|---|---|---|---|---|
| | mg/l | | mg/l | | date / time | |
| Dissolved Solids | 688 | | 13.3 | 1 | 05/26/2024 09:01 | WG2293098 |

## Wet Chemistry by Method 9056A

| Analyte | Result | Qualifier | RDL | Dilution | Analysis | Batch |
|---|---|---|---|---|---|---|
| | mg/l | | mg/l | | date / time | |
| Nitrate | 7.11 | | 0.100 | 1 | 05/23/2024 12:27 | WG2291527 |
| Nitrite | ND | | 0.100 | 1 | 05/23/2024 12:27 | WG2291527 |
| Sulfate | 61.9 | | 5.00 | 1 | 05/23/2024 12:27 | WG2291527 |

## Metals (ICP) by Method 6010D

| Analyte | Result | Qualifier | RDL | Dilution | Analysis | Batch |
|---|---|---|---|---|---|---|
| | mg/l | | mg/l | | date / time | |
| Iron | ND | | 0.100 | 1 | 05/31/2024 17:58 | WG2294946 |

## Volatile Organic Compounds (GC) by Method RSK175

| Analyte | Result | Qualifier | RDL | Dilution | Analysis | Batch |
|---|---|---|---|---|---|---|
| | mg/l | | mg/l | | date / time | |
| Methane | ND | | 0.0100 | 1 | 05/30/2024 12:41 | WG2294321 |
| Ethane | ND | | 0.0130 | 1 | 05/30/2024 12:41 | WG2294321 |
| Ethene | ND | | 0.0130 | 1 | 05/30/2024 12:41 | WG2294321 |

## Volatile Organic Compounds (GC/MS) by Method 8260B

| Analyte | Result | Qualifier | RDL | Dilution | Analysis | Batch |
|---|---|---|---|---|---|---|
| | mg/l | | mg/l | | date / time | |
| Acetone | ND | | 0.0500 | 1 | 05/28/2024 01:31 | WG2293875 |
| Acrylonitrile | ND | | 0.0100 | 1 | 05/28/2024 01:31 | WG2293875 |
| Benzene | ND | | 0.00100 | 1 | 05/28/2024 01:31 | WG2293875 |
| Bromobenzene | ND | | 0.00100 | 1 | 05/28/2024 01:31 | WG2293875 |
| Bromochloromethane | ND | | 0.00100 | 1 | 05/28/2024 01:31 | WG2293875 |
| Bromodichloromethane | ND | | 0.00100 | 1 | 05/28/2024 01:31 | WG2293875 |
| Bromoform | ND | | 0.00100 | 1 | 05/28/2024 01:31 | WG2293875 |
| Bromomethane | ND | | 0.00500 | 1 | 05/28/2024 01:31 | WG2293875 |
| n-Butylbenzene | ND | | 0.00100 | 1 | 05/28/2024 01:31 | WG2293875 |
| sec-Butylbenzene | ND | | 0.00100 | 1 | 05/28/2024 01:31 | WG2293875 |
| tert-Butylbenzene | ND | | 0.00100 | 1 | 05/28/2024 01:31 | WG2293875 |
| Carbon tetrachloride | ND | | 0.00100 | 1 | 05/28/2024 01:31 | WG2293875 |
| Carbon disulfide | ND | | 0.00100 | 1 | 05/28/2024 01:31 | WG2293875 |
| Chlorobenzene | ND | | 0.00100 | 1 | 05/28/2024 01:31 | WG2293875 |
| Chlorodibromomethane | ND | | 0.00100 | 1 | 05/28/2024 01:31 | WG2293875 |
| Chloroethane | ND | | 0.00500 | 1 | 05/28/2024 01:31 | WG2293875 |
| Chloroform | ND | | 0.00500 | 1 | 05/28/2024 01:31 | WG2293875 |
| Chloromethane | ND | | 0.00250 | 1 | 05/28/2024 01:31 | WG2293875 |
| 1,2-Dibromo-3-Chloropropane | ND | | 0.00500 | 1 | 05/28/2024 01:31 | WG2293875 |
| 1,2-Dibromoethane | ND | | 0.00100 | 1 | 05/28/2024 01:31 | WG2293875 |
| Dibromomethane | ND | | 0.00100 | 1 | 05/28/2024 01:31 | WG2293875 |
| 1,2-Dichlorobenzene | ND | | 0.00100 | 1 | 05/28/2024 01:31 | WG2293875 |
| 1,3-Dichlorobenzene | ND | | 0.00100 | 1 | 05/28/2024 01:31 | WG2293875 |
| 1,4-Dichlorobenzene | ND | | 0.00100 | 1 | 05/28/2024 01:31 | WG2293875 |
| trans-1,4-Dichloro-2-butene | ND | UJ RX | 0.00250 | 1 | 05/28/2024 01:31 | WG2293875 |
| Dichlorodifluoromethane | ND | | 0.00500 | 1 | 05/28/2024 01:31 | WG2293875 |
| 1,1-Dichloroethane | ND | | 0.00100 | 1 | 05/28/2024 01:31 | WG2293875 |
| 1,2-Dichloroethane | ND | | 0.00100 | 1 | 05/28/2024 01:31 | WG2293875 |
| 1,1-Dichloroethene | ND | | 0.00100 | 1 | 05/28/2024 01:31 | WG2293875 |
| cis-1,2-Dichloroethene | 0.00102 | | 0.00100 | 1 | 05/28/2024 01:31 | WG2293875 |

## Volatile Organic Compounds (GC/MS) by Method 8260B

| Analyte | Result mg/l | Qualifier | RDL mg/l | Dilution | Analysis date / time | Batch |
|---|---|---|---|---|---|---|
| trans-1,2-Dichloroethene | ND | | 0.00100 | 1 | 05/28/2024 01:31 | WG2293875 |
| 1,2-Dichloropropane | ND | | 0.00100 | 1 | 05/28/2024 01:31 | WG2293875 |
| cis-1,3-Dichloropropene | ND | | 0.00100 | 1 | 05/28/2024 01:31 | WG2293875 |
| trans-1,3-Dichloropropene | ND | | 0.00100 | 1 | 05/28/2024 01:31 | WG2293875 |
| Ethylbenzene | ND | | 0.00100 | 1 | 05/28/2024 01:31 | WG2293875 |
| Hexachloro-1,3-butadiene | ND | | 0.00100 | 1 | 05/28/2024 01:31 | WG2293875 |
| 2-Hexanone | ND | | 0.0100 | 1 | 05/28/2024 01:31 | WG2293875 |
| 2-Butanone (MEK) | ND | | 0.0100 | 1 | 05/28/2024 01:31 | WG2293875 |
| Iodomethane | ND | UJ R5 | 0.0100 | 1 | 05/28/2024 01:31 | WG2293875 |
| Methylene Chloride | ND | | 0.00500 | 1 | 05/28/2024 01:31 | WG2293875 |
| 4-Methyl-2-pentanone (MIBK) | ND | | 0.0100 | 1 | 05/28/2024 01:31 | WG2293875 |
| Naphthalene | ND | | 0.00500 | 1 | 05/28/2024 01:31 | WG2293875 |
| n-Propylbenzene | ND | | 0.00100 | 1 | 05/28/2024 01:31 | WG2293875 |
| Styrene | ND | | 0.00100 | 1 | 05/28/2024 01:31 | WG2293875 |
| 1,1,1,2-Tetrachloroethane | ND | | 0.00100 | 1 | 05/28/2024 01:31 | WG2293875 |
| 1,1,2,2-Tetrachloroethane | ND | | 0.00100 | 1 | 05/28/2024 01:31 | WG2293875 |
| 1,1,2-Trichlorotrifluoroethane | ND | | 0.00100 | 1 | 05/28/2024 01:31 | WG2293875 |
| Tetrachloroethene | 0.00218 | | 0.00100 | 1 | 05/28/2024 01:31 | WG2293875 |
| Toluene | ND | | 0.00100 | 1 | 05/28/2024 01:31 | WG2293875 |
| 1,2,4-Trichlorobenzene | ND | | 0.00100 | 1 | 05/28/2024 01:31 | WG2293875 |
| 1,1,1-Trichloroethane | ND | | 0.00100 | 1 | 05/28/2024 01:31 | WG2293875 |
| 1,1,2-Trichloroethane | ND | | 0.00100 | 1 | 05/28/2024 01:31 | WG2293875 |
| Trichloroethene | ND | | 0.00100 | 1 | 05/28/2024 01:31 | WG2293875 |
| Trichlorofluoromethane | ND | | 0.00500 | 1 | 05/28/2024 01:31 | WG2293875 |
| 1,2,3-Trichloropropane | ND | | 0.00250 | 1 | 05/28/2024 01:31 | WG2293875 |
| 1,2,4-Trimethylbenzene | ND | | 0.00100 | 1 | 05/28/2024 01:31 | WG2293875 |
| 1,3,5-Trimethylbenzene | ND | | 0.00100 | 1 | 05/28/2024 01:31 | WG2293875 |
| Vinyl acetate | ND | | 0.0100 | 1 | 05/28/2024 01:31 | WG2293875 |
| Vinyl chloride | ND | | 0.00100 | 1 | 05/28/2024 01:31 | WG2293875 |
| Xylenes, Total | ND | | 0.00300 | 1 | 05/28/2024 01:31 | WG2293875 |
| Di-isopropyl ether | ND | | 0.00100 | 1 | 05/28/2024 01:31 | WG2293875 |
| Ethanol | ND | UJ R5 | 0.100 | 1 | 05/28/2024 01:31 | WG2293875 |
| Ethyl tert-butyl ether | ND | | 0.00100 | 1 | 05/28/2024 01:31 | WG2293875 |
| Methyl tert-butyl ether | ND | | 0.00100 | 1 | 05/28/2024 01:31 | WG2293875 |
| tert-Butyl alcohol | ND | | 0.00500 | 1 | 05/28/2024 01:31 | WG2293875 |
| tert-Amyl Methyl Ether | ND | | 0.00100 | 1 | 05/28/2024 01:31 | WG2293875 |
| *(S) Toluene-d8* | *107* | | *80.0-120* | | *05/28/2024 01:31* | WG2293875 |
| *(S) 4-Bromofluorobenzene* | *108* | | *77.0-126* | | *05/28/2024 01:31* | WG2293875 |
| *(S) 1,2-Dichloroethane-d4* | *123* | | *70.0-130* | | *05/28/2024 01:31* | WG2293875 |

## Gravimetric Analysis by Method 2540 C-2011

| Analyte | Result mg/l | Qualifier | RDL mg/l | Dilution | Analysis date / time | Batch |
|---|---|---|---|---|---|---|
| Dissolved Solids | 672 | | 13.3 | 1 | 05/26/2024 09:01 | WG2293098 |

## Wet Chemistry by Method 353.2

| Analyte | Result mg/l | Qualifier | RDL mg/l | Dilution | Analysis date / time | Batch |
|---|---|---|---|---|---|---|
| Nitrate-Nitrite | 0.368 | | 0.100 | 1 | 06/13/2024 16:43 | WG2304369 |

## Wet Chemistry by Method 9056A

| Analyte | Result mg/l | Qualifier | RDL mg/l | Dilution | Analysis date / time | Batch |
|---|---|---|---|---|---|---|
| Nitrate | 0.415 J | H1 | 0.100 | 1 | 05/27/2024 09:34 | WG2291532 |
| Nitrite R | ND | H1 | 0.100 | 1 | 05/27/2024 09:34 | WG2291532 |
| Sulfate | 70.6 | | 5.00 | 1 | 05/27/2024 09:34 | WG2291532 |

## Metals (ICP) by Method 6010D

| Analyte | Result mg/l | Qualifier | RDL mg/l | Dilution | Analysis date / time | Batch |
|---|---|---|---|---|---|---|
| Iron | 2.46 | | 0.100 | 1 | 05/31/2024 18:02 | WG2294946 |

## Volatile Organic Compounds (GC) by Method RSK175

| Analyte | Result mg/l | Qualifier | RDL mg/l | Dilution | Analysis date / time | Batch |
|---|---|---|---|---|---|---|
| Methane | ND | | 0.0100 | 1 | 05/30/2024 14:16 | WG2294723 |
| Ethane | ND | | 0.0130 | 1 | 05/30/2024 14:16 | WG2294723 |
| Ethene | ND | | 0.0130 | 1 | 05/30/2024 14:16 | WG2294723 |

## Volatile Organic Compounds (GC/MS) by Method 8260B

| Analyte | Result mg/l | Qualifier | RDL mg/l | Dilution | Analysis date / time | Batch |
|---|---|---|---|---|---|---|
| Acetone | ND | | 0.0500 | 1 | 05/28/2024 01:52 | WG2293875 |
| Acrylonitrile | ND | | 0.0100 | 1 | 05/28/2024 01:52 | WG2293875 |
| Benzene | ND | | 0.00100 | 1 | 05/28/2024 01:52 | WG2293875 |
| Bromobenzene | ND | | 0.00100 | 1 | 05/28/2024 01:52 | WG2293875 |
| Bromochloromethane | ND | | 0.00100 | 1 | 05/28/2024 01:52 | WG2293875 |
| Bromodichloromethane | ND | | 0.00100 | 1 | 05/28/2024 01:52 | WG2293875 |
| Bromoform | ND | | 0.00100 | 1 | 05/28/2024 01:52 | WG2293875 |
| Bromomethane | ND | | 0.00500 | 1 | 05/28/2024 01:52 | WG2293875 |
| n-Butylbenzene | ND | | 0.00100 | 1 | 05/28/2024 01:52 | WG2293875 |
| sec-Butylbenzene | ND | | 0.00100 | 1 | 05/28/2024 01:52 | WG2293875 |
| tert-Butylbenzene | ND | | 0.00100 | 1 | 05/28/2024 01:52 | WG2293875 |
| Carbon tetrachloride | ND | | 0.00100 | 1 | 05/28/2024 01:52 | WG2293875 |
| Carbon disulfide | ND | | 0.00100 | 1 | 05/28/2024 01:52 | WG2293875 |
| Chlorobenzene | ND | | 0.00100 | 1 | 05/28/2024 01:52 | WG2293875 |
| Chlorodibromomethane | ND | | 0.00100 | 1 | 05/28/2024 01:52 | WG2293875 |
| Chloroethane | ND | | 0.00500 | 1 | 05/28/2024 01:52 | WG2293875 |
| Chloroform | ND | | 0.00500 | 1 | 05/28/2024 01:52 | WG2293875 |
| Chloromethane | ND | | 0.00250 | 1 | 05/28/2024 01:52 | WG2293875 |
| 1,2-Dibromo-3-Chloropropane | ND | | 0.00500 | 1 | 05/28/2024 01:52 | WG2293875 |
| 1,2-Dibromoethane | ND | | 0.00100 | 1 | 05/28/2024 01:52 | WG2293875 |
| Dibromomethane | ND | | 0.00100 | 1 | 05/28/2024 01:52 | WG2293875 |
| 1,2-Dichlorobenzene | ND | | 0.00100 | 1 | 05/28/2024 01:52 | WG2293875 |
| 1,3-Dichlorobenzene | ND | | 0.00100 | 1 | 05/28/2024 01:52 | WG2293875 |
| 1,4-Dichlorobenzene | ND | | 0.00100 | 1 | 05/28/2024 01:52 | WG2293875 |

## Volatile Organic Compounds (GC/MS) by Method 8260B

| Analyte | Result mg/l | Qualifier | RDL mg/l | Dilution | Analysis date / time | Batch |
|---|---|---|---|---|---|---|
| trans-1,4-Dichloro-2-butene | ND | UJ R7 | 0.00250 | 1 | 05/28/2024 01:52 | WG2293875 |
| Dichlorodifluoromethane | ND | | 0.00500 | 1 | 05/28/2024 01:52 | WG2293875 |
| 1,1-Dichloroethane | ND | | 0.00100 | 1 | 05/28/2024 01:52 | WG2293875 |
| 1,2-Dichloroethane | ND | | 0.00100 | 1 | 05/28/2024 01:52 | WG2293875 |
| 1,1-Dichloroethene | ND | | 0.00100 | 1 | 05/28/2024 01:52 | WG2293875 |
| cis-1,2-Dichloroethene | 0.00640 | | 0.00100 | 1 | 05/28/2024 01:52 | WG2293875 |
| trans-1,2-Dichloroethene | ND | | 0.00100 | 1 | 05/28/2024 01:52 | WG2293875 |
| 1,2-Dichloropropane | ND | | 0.00100 | 1 | 05/28/2024 01:52 | WG2293875 |
| cis-1,3-Dichloropropene | ND | | 0.00100 | 1 | 05/28/2024 01:52 | WG2293875 |
| trans-1,3-Dichloropropene | ND | | 0.00100 | 1 | 05/28/2024 01:52 | WG2293875 |
| Ethylbenzene | ND | | 0.00100 | 1 | 05/28/2024 01:52 | WG2293875 |
| Hexachloro-1,3-butadiene | ND | | 0.00100 | 1 | 05/28/2024 01:52 | WG2293875 |
| 2-Hexanone | ND | | 0.0100 | 1 | 05/28/2024 01:52 | WG2293875 |
| 2-Butanone (MEK) | ND | | 0.0100 | 1 | 05/28/2024 01:52 | WG2293875 |
| Iodomethane | ND | UJ R5 | 0.0100 | 1 | 05/28/2024 01:52 | WG2293875 |
| Methylene Chloride | ND | | 0.00500 | 1 | 05/28/2024 01:52 | WG2293875 |
| 4-Methyl-2-pentanone (MIBK) | ND | | 0.0100 | 1 | 05/28/2024 01:52 | WG2293875 |
| Naphthalene | ND | | 0.00500 | 1 | 05/28/2024 01:52 | WG2293875 |
| n-Propylbenzene | ND | | 0.00100 | 1 | 05/28/2024 01:52 | WG2293875 |
| Styrene | ND | | 0.00100 | 1 | 05/28/2024 01:52 | WG2293875 |
| 1,1,1,2-Tetrachloroethane | ND | | 0.00100 | 1 | 05/28/2024 01:52 | WG2293875 |
| 1,1,2,2-Tetrachloroethane | ND | | 0.00100 | 1 | 05/28/2024 01:52 | WG2293875 |
| 1,1,2-Trichlorotrifluoroethane | ND | | 0.00100 | 1 | 05/28/2024 01:52 | WG2293875 |
| Tetrachloroethene | 0.00168 | | 0.00100 | 1 | 05/28/2024 01:52 | WG2293875 |
| Toluene | ND | | 0.00100 | 1 | 05/28/2024 01:52 | WG2293875 |
| 1,2,4-Trichlorobenzene | ND | | 0.00100 | 1 | 05/28/2024 01:52 | WG2293875 |
| 1,1,1-Trichloroethane | ND | | 0.00100 | 1 | 05/28/2024 01:52 | WG2293875 |
| 1,1,2-Trichloroethane | ND | | 0.00100 | 1 | 05/28/2024 01:52 | WG2293875 |
| Trichloroethene | 0.00593 | | 0.00100 | 1 | 05/28/2024 01:52 | WG2293875 |
| Trichlorofluoromethane | ND | | 0.00500 | 1 | 05/28/2024 01:52 | WG2293875 |
| 1,2,3-Trichloropropane | ND | | 0.00250 | 1 | 05/28/2024 01:52 | WG2293875 |
| 1,2,4-Trimethylbenzene | ND | | 0.00100 | 1 | 05/28/2024 01:52 | WG2293875 |
| 1,3,5-Trimethylbenzene | ND | | 0.00100 | 1 | 05/28/2024 01:52 | WG2293875 |
| Vinyl acetate | ND | | 0.0100 | 1 | 05/28/2024 01:52 | WG2293875 |
| Vinyl chloride | 0.00284 | | 0.00100 | 1 | 05/28/2024 01:52 | WG2293875 |
| Xylenes, Total | ND | | 0.00300 | 1 | 05/28/2024 01:52 | WG2293875 |
| Di-isopropyl ether | ND | | 0.00100 | 1 | 05/28/2024 01:52 | WG2293875 |
| Ethanol | ND | UJ R5 | 0.100 | 1 | 05/28/2024 01:52 | WG2293875 |
| Ethyl tert-butyl ether | ND | | 0.00100 | 1 | 05/28/2024 01:52 | WG2293875 |
| Methyl tert-butyl ether | ND | | 0.00100 | 1 | 05/28/2024 01:52 | WG2293875 |
| tert-Butyl alcohol | ND | | 0.00500 | 1 | 05/28/2024 01:52 | WG2293875 |
| tert-Amyl Methyl Ether | ND | | 0.00100 | 1 | 05/28/2024 01:52 | WG2293875 |
| *(S) Toluene-d8* | *107* | | *80.0-120* | | *05/28/2024 01:52* | WG2293875 |
| *(S) 4-Bromofluorobenzene* | *110* | | *77.0-126* | | *05/28/2024 01:52* | WG2293875 |
| *(S) 1,2-Dichloroethane-d4* | *121* | | *70.0-130* | | *05/28/2024 01:52* | WG2293875 |

## Volatile Organic Compounds (GC/MS) by Method 8260B

| Analyte | Result mg/l | Qualifier | RDL mg/l | Dilution | Analysis date / time | Batch |
|---|---|---|---|---|---|---|
| Acetone | ND | | 0.0500 | 1 | 05/27/2024 21:21 | WG2293875 |
| Acrylonitrile | ND | | 0.0100 | 1 | 05/27/2024 21:21 | WG2293875 |
| Benzene | ND | | 0.00100 | 1 | 05/27/2024 21:21 | WG2293875 |
| Bromobenzene | ND | | 0.00100 | 1 | 05/27/2024 21:21 | WG2293875 |
| Bromochloromethane | ND | | 0.00100 | 1 | 05/27/2024 21:21 | WG2293875 |
| Bromodichloromethane | ND | | 0.00100 | 1 | 05/27/2024 21:21 | WG2293875 |
| Bromoform | ND | | 0.00100 | 1 | 05/27/2024 21:21 | WG2293875 |
| Bromomethane | ND | | 0.00500 | 1 | 05/27/2024 21:21 | WG2293875 |
| n-Butylbenzene | ND | | 0.00100 | 1 | 05/27/2024 21:21 | WG2293875 |
| sec-Butylbenzene | ND | | 0.00100 | 1 | 05/27/2024 21:21 | WG2293875 |
| tert-Butylbenzene | ND | | 0.00100 | 1 | 05/27/2024 21:21 | WG2293875 |
| Carbon tetrachloride | ND | | 0.00100 | 1 | 05/27/2024 21:21 | WG2293875 |
| Carbon disulfide | ND | | 0.00100 | 1 | 05/27/2024 21:21 | WG2293875 |
| Chlorobenzene | ND | | 0.00100 | 1 | 05/27/2024 21:21 | WG2293875 |
| Chlorodibromomethane | ND | | 0.00100 | 1 | 05/27/2024 21:21 | WG2293875 |
| Chloroethane | ND | | 0.00500 | 1 | 05/27/2024 21:21 | WG2293875 |
| Chloroform | ND | | 0.00500 | 1 | 05/27/2024 21:21 | WG2293875 |
| Chloromethane | ND | | 0.00250 | 1 | 05/27/2024 21:21 | WG2293875 |
| 1,2-Dibromo-3-Chloropropane | ND | | 0.00500 | 1 | 05/27/2024 21:21 | WG2293875 |
| 1,2-Dibromoethane | ND | | 0.00100 | 1 | 05/27/2024 21:21 | WG2293875 |
| Dibromomethane | ND | | 0.00100 | 1 | 05/27/2024 21:21 | WG2293875 |
| 1,2-Dichlorobenzene | ND | | 0.00100 | 1 | 05/27/2024 21:21 | WG2293875 |
| 1,3-Dichlorobenzene | ND | | 0.00100 | 1 | 05/27/2024 21:21 | WG2293875 |
| 1,4-Dichlorobenzene | ND | | 0.00100 | 1 | 05/27/2024 21:21 | WG2293875 |
| trans-1,4-Dichloro-2-butene | ND | UJ R7 | 0.00250 | 1 | 05/27/2024 21:21 | WG2293875 |
| Dichlorodifluoromethane | ND | | 0.00500 | 1 | 05/27/2024 21:21 | WG2293875 |
| 1,1-Dichloroethane | ND | | 0.00100 | 1 | 05/27/2024 21:21 | WG2293875 |
| 1,2-Dichloroethane | ND | | 0.00100 | 1 | 05/27/2024 21:21 | WG2293875 |
| 1,1-Dichloroethene | ND | | 0.00100 | 1 | 05/27/2024 21:21 | WG2293875 |
| cis-1,2-Dichloroethene | ND | | 0.00100 | 1 | 05/27/2024 21:21 | WG2293875 |
| trans-1,2-Dichloroethene | ND | | 0.00100 | 1 | 05/27/2024 21:21 | WG2293875 |
| 1,2-Dichloropropane | ND | | 0.00100 | 1 | 05/27/2024 21:21 | WG2293875 |
| cis-1,3-Dichloropropene | ND | | 0.00100 | 1 | 05/27/2024 21:21 | WG2293875 |
| trans-1,3-Dichloropropene | ND | | 0.00100 | 1 | 05/27/2024 21:21 | WG2293875 |
| Ethylbenzene | ND | | 0.00100 | 1 | 05/27/2024 21:21 | WG2293875 |
| Hexachloro-1,3-butadiene | ND | | 0.00100 | 1 | 05/27/2024 21:21 | WG2293875 |
| 2-Hexanone | ND | | 0.0100 | 1 | 05/27/2024 21:21 | WG2293875 |
| 2-Butanone (MEK) | ND | | 0.0100 | 1 | 05/27/2024 21:21 | WG2293875 |
| Iodomethane | ND | UJ R5 | 0.0100 | 1 | 05/27/2024 21:21 | WG2293875 |
| Methylene Chloride | ND | | 0.00500 | 1 | 05/27/2024 21:21 | WG2293875 |
| 4-Methyl-2-pentanone (MIBK) | ND | | 0.0100 | 1 | 05/27/2024 21:21 | WG2293875 |
| Naphthalene | ND | | 0.00500 | 1 | 05/27/2024 21:21 | WG2293875 |
| n-Propylbenzene | ND | | 0.00100 | 1 | 05/27/2024 21:21 | WG2293875 |
| Styrene | ND | | 0.00100 | 1 | 05/27/2024 21:21 | WG2293875 |
| 1,1,1,2-Tetrachloroethane | ND | | 0.00100 | 1 | 05/27/2024 21:21 | WG2293875 |
| 1,1,2,2-Tetrachloroethane | ND | | 0.00100 | 1 | 05/27/2024 21:21 | WG2293875 |
| 1,1,2-Trichlorotrifluoroethane | ND | | 0.00100 | 1 | 05/27/2024 21:21 | WG2293875 |
| Tetrachloroethene | ND | | 0.00100 | 1 | 05/27/2024 21:21 | WG2293875 |
| Toluene | ND | | 0.00100 | 1 | 05/27/2024 21:21 | WG2293875 |
| 1,2,4-Trichlorobenzene | ND | | 0.00100 | 1 | 05/27/2024 21:21 | WG2293875 |
| 1,1,1-Trichloroethane | ND | | 0.00100 | 1 | 05/27/2024 21:21 | WG2293875 |
| 1,1,2-Trichloroethane | ND | | 0.00100 | 1 | 05/27/2024 21:21 | WG2293875 |
| Trichloroethene | ND | | 0.00100 | 1 | 05/27/2024 21:21 | WG2293875 |
| Trichlorofluoromethane | ND | | 0.00500 | 1 | 05/27/2024 21:21 | WG2293875 |
| 1,2,3-Trichloropropane | ND | | 0.00250 | 1 | 05/27/2024 21:21 | WG2293875 |
| 1,2,4-Trimethylbenzene | ND | | 0.00100 | 1 | 05/27/2024 21:21 | WG2293875 |

## Volatile Organic Compounds (GC/MS) by Method 8260B

| Analyte | Result mg/l | Qualifier | RDL mg/l | Dilution | Analysis date / time | Batch |
|---|---|---|---|---|---|---|
| 1,3,5-Trimethylbenzene | ND | | 0.00100 | 1 | 05/27/2024 21:21 | WG2293875 |
| Vinyl acetate | ND | | 0.0100 | 1 | 05/27/2024 21:21 | WG2293875 |
| Vinyl chloride | ND | | 0.00100 | 1 | 05/27/2024 21:21 | WG2293875 |
| Xylenes, Total | ND | | 0.00300 | 1 | 05/27/2024 21:21 | WG2293875 |
| Di-isopropyl ether | ND | | 0.00100 | 1 | 05/27/2024 21:21 | WG2293875 |
| Ethanol | ND | UJ R5 | 0.100 | 1 | 05/27/2024 21:21 | WG2293875 |
| Ethyl tert-butyl ether | ND | | 0.00100 | 1 | 05/27/2024 21:21 | WG2293875 |
| Methyl tert-butyl ether | ND | | 0.00100 | 1 | 05/27/2024 21:21 | WG2293875 |
| tert-Butyl alcohol | ND | | 0.00500 | 1 | 05/27/2024 21:21 | WG2293875 |
| tert-Amyl Methyl Ether | ND | | 0.00100 | 1 | 05/27/2024 21:21 | WG2293875 |
| *(S) Toluene-d8* | *107* | | *80.0-120* | | *05/27/2024 21:21* | WG2293875 |
| *(S) 4-Bromofluorobenzene* | *108* | | *77.0-126* | | *05/27/2024 21:21* | WG2293875 |
| *(S) 1,2-Dichloroethane-d4* | *117* | | *70.0-130* | | *05/27/2024 21:21* | WG2293875 |

Company Name/Address:
**Kinder Morgan - Rocklin, CA-AZ Work**

410 N.44th Street
Suite 1000
Phoenix. AZ 85008

Billing Information:
Accounts Payable- Alan Van Antwerp
9950 SAN DIEGO MISSION RD.
SAN DIEGO, CA 92108

Pres Chk

Report to: Bob Forsberg

Email To: bob.forsberg@arcadis-us.com;sascha.arnold@arcadis.com

Project Description: KMEP Silvercroft Wash

City/State Collected: TUCSON/AZ

Please Circle: PT (MT) CT ET

Phone: 602-438-0883

Client Project # ~~30179444.01~~ 30207116

Lab Project # KINARCPAZ-SILVERCROF

Collected by (print): MS/SXA

Site/Facility ID # SILVERCROFT WASH

P.O. # WD1046679

Collected by (signature):

Immediately Packed on Ice N ___ Y X

Rush? (Lab MUST Be Notified)
___ Same Day ___ Five Day
___ Next Day ___ 5 Day (Rad Only)
___ Two Day ___ 10 Day (Rad Only)
___ Three Day

Quote #

Date Results Needed: STD TAT

| Sample ID | Comp/Grab | Matrix * | Depth | Date | Time | No. of Cntrs | *NO2,NO3,SO4 125mlHDPE-NoPres | EEM RSK175 40mlAmb HCl | HOLD - NO2+NO3 250mlHDPE-H2SO4 | TDS 1L-HDPE NoPres | Total Fe 6010 250mlHDPE-HNO3 | VOCs+OXYs 8260 40mlAmb-HCl | | | | | Remarks | Sample # (lab only) |
|---|---|---|---|---|---|---|---|---|---|---|---|---|---|---|---|---|---|---|
| | | | | | | | | | L2 | | L2 | | | | | | | |
| WR-464A | GRAB | GW | 164' | 5-22-24 | 0904 | 18 | X | X | X | X | X | X | | | | | RUN MS/MSD | 01 |
| WR-467A | | GW | 172' | 5-22-24 | 1005 | 9 | X | X | X | X | X | X | | | | | | 02 |
| WR-430A | | GW | 173' | 5-22-24 | 1048 | 9 | X | X | X | X | X | X | | | | | | 03 |
| R-067.A | | GW | 173' | 5-22-24 | 1140 | 9 | X | X | X | X | X | X | | | | | | 04 |
| WR-242A | | GW | 164' | 5-22-24 | 1231 | 9 | X | X | X | X | X | X | | | | | | 05 |
| | | GW | | | | | | | | | | | | | | | | |
| | | GW | | | | | | | | | | | | | | | | |
| | | GW | | | | | | | | | | | | | | | | |
| | | GW | | | | | | | | | | | | | | | | |
| TRIP BLANK | — | ~~GW~~ | — | 5-22-24 | — | 1 | | | | | | X | | | | | | |

Analysis / Container / Preservative

Chain of Custody Page 1 of 1

Pace
PEOPLE ADVANCING SCIENCE

MT JULIET, TN
12065 Lebanon Rd Mount Juliet, TN 37122
Submitting a sample via this chain of custody constitutes acknowledgment and acceptance of the Pace Terms and Conditions found at: https://info.pacelabs.com/hubfs/pas-standard-terms.pdf

SDG # L1739834 3

Table # G068

Acctnum: KINARCPAZ

Template: T190237

Prelogin: P1053889

PM: 110 - Brian Ford

PB:

Shipped Via:

* Matrix:
SS - Soil AIR - Air F - Filter
GW - Groundwater B - Bioassay
WW - WasteWater
DW - Drinking Water
OT - Other_____

Remarks: *NO2,NO3 have a 48 hour holding time.

*COT* (SHIP VIA FEDEX)

pH _____ Temp _____

Flow _____ Other _____

PH-10BDH5021 TRC-23623
CR6-20221V

Samples returned via: __ UPS __ FedEx __ Courier _____

Tracking # 7155 0313 9730

Sample Receipt Checklist
COC Seal Present/Intact: __NP X Y __N
COC Signed/Accurate: __Y __N
Bottles arrive intact: __Y __N
Correct bottles used: __Y __N
Sufficient volume sent: __Y __N
If Applicable
OA Zero Headspace: __Y __N
Preservation Correct/Checked: __Y __N
RAD Screen <0.5 mR/hr: X Y __N

| Relinquished by: (Signature) | Date: | Time: | Received by: (Signature) |
|---|---|---|---|
| | 5-22-2024 | 1500 | SHIP-N-MAIL |
| Relinquished by : (Signature) | Date: | Time: | Received by: (Signature) |
| Relinquished by : (Signature) | Date: | Time: | Received for lab by: (Signature) |

Trip Blank Received: Yes / No (HCl / MeoH TBR)

Temp: °C Bottles Received: EDA 64.8=4.9 54

Date: 05/23/2024 Time: 0900

If preservation required by Login: Date/Time

Hold:

Condition: NCF / OK

## Gravimetric Analysis by Method 2540 C-2011

| Analyte | Result | Qualifier | RDL | Dilution | Analysis | Batch |
|---|---|---|---|---|---|---|
| | mg/l | | mg/l | | date / time | |
| Dissolved Solids | 1080 | | 20.0 | 1 | 05/28/2024 15:06 | WG2294027 |

## Wet Chemistry by Method 9056A

| Analyte | Result | Qualifier | RDL | Dilution | Analysis | Batch |
|---|---|---|---|---|---|---|
| | mg/l | | mg/l | | date / time | |
| Nitrate | 4.99 | | 0.100 | 1 | 05/23/2024 18:18 | WG2291970 |
| Nitrite | 0.105 | | 0.100 | 1 | 05/23/2024 18:18 | WG2291970 |
| Sulfate | 360 | | 50.0 | 10 | 05/24/2024 00:53 | WG2291970 |

## Metals (ICP) by Method 6010D

| Analyte | Result | Qualifier | RDL | Dilution | Analysis | Batch |
|---|---|---|---|---|---|---|
| | mg/l | | mg/l | | date / time | |
| Iron | ND | | 0.100 | 1 | 05/31/2024 08:16 | WG2294948 |

## Volatile Organic Compounds (GC) by Method RSK175

| Analyte | Result | Qualifier | RDL | Dilution | Analysis | Batch |
|---|---|---|---|---|---|---|
| | mg/l | | mg/l | | date / time | |
| Methane | ND | | 0.0100 | 1 | 05/30/2024 15:10 | WG2294725 |
| Ethane | ND | | 0.0130 | 1 | 05/30/2024 15:10 | WG2294725 |
| Ethene | ND | | 0.0130 | 1 | 05/30/2024 15:10 | WG2294725 |

## Volatile Organic Compounds (GC/MS) by Method 8260B

| Analyte | Result | Qualifier | RDL | Dilution | Analysis | Batch |
|---|---|---|---|---|---|---|
| | mg/l | | mg/l | | date / time | |
| Acetone | ND | UJ | 0.0500 | 1 | 05/30/2024 11:04 | WG2295328 |
| Acrylonitrile | ND | | 0.0100 | 1 | 05/30/2024 11:04 | WG2295328 |
| Benzene | ND | | 0.00100 | 1 | 05/30/2024 11:04 | WG2295328 |
| Bromobenzene | ND | | 0.00100 | 1 | 05/30/2024 11:04 | WG2295328 |
| Bromochloromethane | ND | | 0.00100 | 1 | 05/30/2024 11:04 | WG2295328 |
| Bromodichloromethane | ND | | 0.00100 | 1 | 05/30/2024 11:04 | WG2295328 |
| Bromoform | ND | | 0.00100 | 1 | 05/30/2024 11:04 | WG2295328 |
| Bromomethane | ND | UJ R5 | 0.00500 | 1 | 05/30/2024 11:04 | WG2295328 |
| n-Butylbenzene | ND | | 0.00100 | 1 | 05/30/2024 11:04 | WG2295328 |
| sec-Butylbenzene | ND | | 0.00100 | 1 | 05/30/2024 11:04 | WG2295328 |
| tert-Butylbenzene | ND | | 0.00100 | 1 | 05/30/2024 11:04 | WG2295328 |
| Carbon tetrachloride | ND | | 0.00100 | 1 | 05/30/2024 11:04 | WG2295328 |
| Carbon disulfide | ND | | 0.00100 | 1 | 05/30/2024 11:04 | WG2295328 |
| Chlorobenzene | ND | | 0.00100 | 1 | 05/30/2024 11:04 | WG2295328 |
| Chlorodibromomethane | ND | | 0.00100 | 1 | 05/30/2024 11:04 | WG2295328 |
| Chloroethane | ND | | 0.00500 | 1 | 05/30/2024 11:04 | WG2295328 |
| Chloroform | ND | | 0.00500 | 1 | 05/30/2024 11:04 | WG2295328 |
| Chloromethane | ND | | 0.00250 | 1 | 05/30/2024 11:04 | WG2295328 |
| 1,2-Dibromo-3-Chloropropane | ND | | 0.00500 | 1 | 05/30/2024 11:04 | WG2295328 |
| 1,2-Dibromoethane | ND | | 0.00100 | 1 | 05/30/2024 11:04 | WG2295328 |
| Dibromomethane | ND | | 0.00100 | 1 | 05/30/2024 11:04 | WG2295328 |
| 1,2-Dichlorobenzene | ND | | 0.00100 | 1 | 05/30/2024 11:04 | WG2295328 |
| 1,3-Dichlorobenzene | ND | | 0.00100 | 1 | 05/30/2024 11:04 | WG2295328 |
| 1,4-Dichlorobenzene | ND | | 0.00100 | 1 | 05/30/2024 11:04 | WG2295328 |
| trans-1,4-Dichloro-2-butene | ND | | 0.00250 | 1 | 05/30/2024 11:04 | WG2295328 |
| Dichlorodifluoromethane | ND | UJ | 0.00500 | 1 | 05/30/2024 11:04 | WG2295328 |
| 1,1-Dichloroethane | ND | | 0.00100 | 1 | 05/30/2024 11:04 | WG2295328 |
| 1,2-Dichloroethane | ND | | 0.00100 | 1 | 05/30/2024 11:04 | WG2295328 |
| 1,1-Dichloroethene | ND | | 0.00100 | 1 | 05/30/2024 11:04 | WG2295328 |
| cis-1,2-Dichloroethene | ND | | 0.00100 | 1 | 05/30/2024 11:04 | WG2295328 |

## Volatile Organic Compounds (GC/MS) by Method 8260B

| Analyte | Result mg/l | Qualifier | RDL mg/l | Dilution | Analysis date / time | Batch |
|---|---|---|---|---|---|---|
| trans-1,2-Dichloroethene | ND | | 0.00100 | 1 | 05/30/2024 11:04 | WG2295328 |
| 1,2-Dichloropropane | ND | | 0.00100 | 1 | 05/30/2024 11:04 | WG2295328 |
| cis-1,3-Dichloropropene | ND | | 0.00100 | 1 | 05/30/2024 11:04 | WG2295328 |
| trans-1,3-Dichloropropene | ND | | 0.00100 | 1 | 05/30/2024 11:04 | WG2295328 |
| Ethylbenzene | ND | | 0.00100 | 1 | 05/30/2024 11:04 | WG2295328 |
| Hexachloro-1,3-butadiene | ND | | 0.00100 | 1 | 05/30/2024 11:04 | WG2295328 |
| 2-Hexanone | ND | UJ | 0.0100 | 1 | 05/30/2024 11:04 | WG2295328 |
| 2-Butanone (MEK) | ND | UJ | 0.0100 | 1 | 05/30/2024 11:04 | WG2295328 |
| Iodomethane R | ND | M2 | 0.0100 | 1 | 05/30/2024 11:04 | WG2295328 |
| Methylene Chloride | ND | | 0.00500 | 1 | 05/30/2024 11:04 | WG2295328 |
| 4-Methyl-2-pentanone (MIBK) | ND | | 0.0100 | 1 | 05/30/2024 11:04 | WG2295328 |
| Naphthalene | ND | | 0.00500 | 1 | 05/30/2024 11:04 | WG2295328 |
| n-Propylbenzene | ND | | 0.00100 | 1 | 05/30/2024 11:04 | WG2295328 |
| Styrene | ND | | 0.00100 | 1 | 05/30/2024 11:04 | WG2295328 |
| 1,1,1,2-Tetrachloroethane | ND | | 0.00100 | 1 | 05/30/2024 11:04 | WG2295328 |
| 1,1,2,2-Tetrachloroethane | ND | | 0.00100 | 1 | 05/30/2024 11:04 | WG2295328 |
| 1,1,2-Trichlorotrifluoroethane | ND | | 0.00100 | 1 | 05/30/2024 11:04 | WG2295328 |
| Tetrachloroethene | ND | | 0.00100 | 1 | 05/30/2024 11:04 | WG2295328 |
| Toluene | ND | | 0.00100 | 1 | 05/30/2024 11:04 | WG2295328 |
| 1,2,4-Trichlorobenzene | ND | | 0.00100 | 1 | 05/30/2024 11:04 | WG2295328 |
| 1,1,1-Trichloroethane | ND | | 0.00100 | 1 | 05/30/2024 11:04 | WG2295328 |
| 1,1,2-Trichloroethane | ND | | 0.00100 | 1 | 05/30/2024 11:04 | WG2295328 |
| Trichloroethene | ND | | 0.00100 | 1 | 05/30/2024 11:04 | WG2295328 |
| Trichlorofluoromethane | ND | | 0.00500 | 1 | 05/30/2024 11:04 | WG2295328 |
| 1,2,3-Trichloropropane | ND | | 0.00250 | 1 | 05/30/2024 11:04 | WG2295328 |
| 1,2,4-Trimethylbenzene | ND | | 0.00100 | 1 | 05/30/2024 11:04 | WG2295328 |
| 1,3,5-Trimethylbenzene | ND | | 0.00100 | 1 | 05/30/2024 11:04 | WG2295328 |
| Vinyl acetate | ND | | 0.0100 | 1 | 05/30/2024 11:04 | WG2295328 |
| Vinyl chloride | ND | UJ | 0.00100 | 1 | 05/30/2024 11:04 | WG2295328 |
| Xylenes, Total | ND | | 0.00300 | 1 | 05/30/2024 11:04 | WG2295328 |
| Di-isopropyl ether | ND | | 0.00100 | 1 | 05/30/2024 11:04 | WG2295328 |
| Ethanol | ND | UJ | 0.100 | 1 | 05/30/2024 11:04 | WG2295328 |
| Ethyl tert-butyl ether | ND | | 0.00100 | 1 | 05/30/2024 11:04 | WG2295328 |
| Methyl tert-butyl ether | 0.0278 | | 0.00100 | 1 | 05/30/2024 11:04 | WG2295328 |
| tert-Butyl alcohol | 0.191 | | 0.00500 | 1 | 05/30/2024 11:04 | WG2295328 |
| tert-Amyl Methyl Ether | 0.00859 | | 0.00100 | 1 | 05/30/2024 11:04 | WG2295328 |
| *(S) Toluene-d8* | *108* | | *80.0-120* | | *05/30/2024 11:04* | WG2295328 |
| *(S) 4-Bromofluorobenzene* | *102* | | *77.0-126* | | *05/30/2024 11:04* | WG2295328 |
| *(S) 1,2-Dichloroethane-d4* | *104* | | *70.0-130* | | *05/30/2024 11:04* | WG2295328 |

1 Cp
2 Tc
3 Ss
4 Cn
5 Sr
6 Qc
7 Is
8 Gl
9 Al
10 Sc

## Gravimetric Analysis by Method 2540 C-2011

| Analyte | Result mg/l | Qualifier | RDL mg/l | Dilution | Analysis date / time | Batch |
|---|---|---|---|---|---|---|
| Dissolved Solids | 629 | | 13.3 | 1 | 05/28/2024 15:06 | WG2294027 |

## Wet Chemistry by Method 9056A

| Analyte | Result mg/l | Qualifier | RDL mg/l | Dilution | Analysis date / time | Batch |
|---|---|---|---|---|---|---|
| Nitrate | 3.27 | | 0.100 | 1 | 05/23/2024 19:24 | WG2291970 |
| Nitrite | ND | | 0.100 | 1 | 05/23/2024 19:24 | WG2291970 |
| Sulfate | 198 | | 5.00 | 1 | 05/23/2024 19:24 | WG2291970 |

## Metals (ICP) by Method 6010D

| Analyte | Result mg/l | Qualifier | RDL mg/l | Dilution | Analysis date / time | Batch |
|---|---|---|---|---|---|---|
| Iron | ND | | 0.100 | 1 | 05/31/2024 08:58 | WG2294948 |

## Volatile Organic Compounds (GC) by Method RSK175

| Analyte | Result mg/l | Qualifier | RDL mg/l | Dilution | Analysis date / time | Batch |
|---|---|---|---|---|---|---|
| Methane | ND | | 0.0100 | 1 | 05/30/2024 15:14 | WG2294725 |
| Ethane | ND | | 0.0130 | 1 | 05/30/2024 15:14 | WG2294725 |
| Ethene | ND | | 0.0130 | 1 | 05/30/2024 15:14 | WG2294725 |

## Volatile Organic Compounds (GC/MS) by Method 8260B

| Analyte | Result mg/l | Qualifier | RDL mg/l | Dilution | Analysis date / time | Batch |
|---|---|---|---|---|---|---|
| Acetone | ND | UJ R7 | 0.0500 | 1 | 05/30/2024 11:26 | WG2295328 |
| Acrylonitrile | ND | | 0.0100 | 1 | 05/30/2024 11:26 | WG2295328 |
| Benzene | ND | | 0.00100 | 1 | 05/30/2024 11:26 | WG2295328 |
| Bromobenzene | ND | | 0.00100 | 1 | 05/30/2024 11:26 | WG2295328 |
| Bromochloromethane | ND | | 0.00100 | 1 | 05/30/2024 11:26 | WG2295328 |
| Bromodichloromethane | ND | | 0.00100 | 1 | 05/30/2024 11:26 | WG2295328 |
| Bromoform | ND | | 0.00100 | 1 | 05/30/2024 11:26 | WG2295328 |
| Bromomethane | ND | | 0.00500 | 1 | 05/30/2024 11:26 | WG2295328 |
| n-Butylbenzene | ND | | 0.00100 | 1 | 05/30/2024 11:26 | WG2295328 |
| sec-Butylbenzene | ND | | 0.00100 | 1 | 05/30/2024 11:26 | WG2295328 |
| tert-Butylbenzene | ND | | 0.00100 | 1 | 05/30/2024 11:26 | WG2295328 |
| Carbon tetrachloride | ND | | 0.00100 | 1 | 05/30/2024 11:26 | WG2295328 |
| Carbon disulfide | ND | | 0.00100 | 1 | 05/30/2024 11:26 | WG2295328 |
| Chlorobenzene | ND | | 0.00100 | 1 | 05/30/2024 11:26 | WG2295328 |
| Chlorodibromomethane | ND | | 0.00100 | 1 | 05/30/2024 11:26 | WG2295328 |
| Chloroethane | ND | | 0.00500 | 1 | 05/30/2024 11:26 | WG2295328 |
| Chloroform | ND | | 0.00500 | 1 | 05/30/2024 11:26 | WG2295328 |
| Chloromethane | ND | | 0.00250 | 1 | 05/30/2024 11:26 | WG2295328 |
| 1,2-Dibromo-3-Chloropropane | ND | | 0.00500 | 1 | 05/30/2024 11:26 | WG2295328 |
| 1,2-Dibromoethane | ND | | 0.00100 | 1 | 05/30/2024 11:26 | WG2295328 |
| Dibromomethane | ND | | 0.00100 | 1 | 05/30/2024 11:26 | WG2295328 |
| 1,2-Dichlorobenzene | ND | | 0.00100 | 1 | 05/30/2024 11:26 | WG2295328 |
| 1,3-Dichlorobenzene | ND | | 0.00100 | 1 | 05/30/2024 11:26 | WG2295328 |
| 1,4-Dichlorobenzene | ND | | 0.00100 | 1 | 05/30/2024 11:26 | WG2295328 |
| trans-1,4-Dichloro-2-butene | ND | | 0.00250 | 1 | 05/30/2024 11:26 | WG2295328 |
| Dichlorodifluoromethane | ND | UJ R7 | 0.00500 | 1 | 05/30/2024 11:26 | WG2295328 |
| 1,1-Dichloroethane | ND | | 0.00100 | 1 | 05/30/2024 11:26 | WG2295328 |
| 1,2-Dichloroethane | ND | | 0.00100 | 1 | 05/30/2024 11:26 | WG2295328 |
| 1,1-Dichloroethene | ND | | 0.00100 | 1 | 05/30/2024 11:26 | WG2295328 |
| cis-1,2-Dichloroethene | ND | | 0.00100 | 1 | 05/30/2024 11:26 | WG2295328 |

## Volatile Organic Compounds (GC/MS) by Method 8260B

| Analyte | Result mg/l | Qualifier | RDL mg/l | Dilution | Analysis date / time | Batch |
|---|---|---|---|---|---|---|
| trans-1,2-Dichloroethene | ND | | 0.00100 | 1 | 05/30/2024 11:26 | WG2295328 |
| 1,2-Dichloropropane | ND | | 0.00100 | 1 | 05/30/2024 11:26 | WG2295328 |
| cis-1,3-Dichloropropene | ND | | 0.00100 | 1 | 05/30/2024 11:26 | WG2295328 |
| trans-1,3-Dichloropropene | ND | | 0.00100 | 1 | 05/30/2024 11:26 | WG2295328 |
| Ethylbenzene | ND | | 0.00100 | 1 | 05/30/2024 11:26 | WG2295328 |
| Hexachloro-1,3-butadiene | ND | | 0.00100 | 1 | 05/30/2024 11:26 | WG2295328 |
| 2-Hexanone | ND | UJ R7 | 0.0100 | 1 | 05/30/2024 11:26 | WG2295328 |
| 2-Butanone (MEK) | ND | UJ R7 | 0.0100 | 1 | 05/30/2024 11:26 | WG2295328 |
| Iodomethane | ND | | 0.0100 | 1 | 05/30/2024 11:26 | WG2295328 |
| Methylene Chloride | ND | | 0.00500 | 1 | 05/30/2024 11:26 | WG2295328 |
| 4-Methyl-2-pentanone (MIBK) | ND | | 0.0100 | 1 | 05/30/2024 11:26 | WG2295328 |
| Naphthalene | ND | | 0.00500 | 1 | 05/30/2024 11:26 | WG2295328 |
| n-Propylbenzene | ND | | 0.00100 | 1 | 05/30/2024 11:26 | WG2295328 |
| Styrene | ND | | 0.00100 | 1 | 05/30/2024 11:26 | WG2295328 |
| 1,1,1,2-Tetrachloroethane | ND | | 0.00100 | 1 | 05/30/2024 11:26 | WG2295328 |
| 1,1,2,2-Tetrachloroethane | ND | | 0.00100 | 1 | 05/30/2024 11:26 | WG2295328 |
| 1,1,2-Trichlorotrifluoroethane | ND | | 0.00100 | 1 | 05/30/2024 11:26 | WG2295328 |
| Tetrachloroethene | ND | | 0.00100 | 1 | 05/30/2024 11:26 | WG2295328 |
| Toluene | ND | | 0.00100 | 1 | 05/30/2024 11:26 | WG2295328 |
| 1,2,4-Trichlorobenzene | ND | | 0.00100 | 1 | 05/30/2024 11:26 | WG2295328 |
| 1,1,1-Trichloroethane | ND | | 0.00100 | 1 | 05/30/2024 11:26 | WG2295328 |
| 1,1,2-Trichloroethane | ND | | 0.00100 | 1 | 05/30/2024 11:26 | WG2295328 |
| Trichloroethene | ND | | 0.00100 | 1 | 05/30/2024 11:26 | WG2295328 |
| Trichlorofluoromethane | ND | | 0.00500 | 1 | 05/30/2024 11:26 | WG2295328 |
| 1,2,3-Trichloropropane | ND | | 0.00250 | 1 | 05/30/2024 11:26 | WG2295328 |
| 1,2,4-Trimethylbenzene | ND | | 0.00100 | 1 | 05/30/2024 11:26 | WG2295328 |
| 1,3,5-Trimethylbenzene | ND | | 0.00100 | 1 | 05/30/2024 11:26 | WG2295328 |
| Vinyl acetate | ND | UJ R7 | 0.0100 | 1 | 05/30/2024 11:26 | WG2295328 |
| Vinyl chloride | ND | | 0.00100 | 1 | 05/30/2024 11:26 | WG2295328 |
| Xylenes, Total | ND | | 0.00300 | 1 | 05/30/2024 11:26 | WG2295328 |
| Di-isopropyl ether | ND | | 0.00100 | 1 | 05/30/2024 11:26 | WG2295328 |
| Ethanol | ND | UJ R7 | 0.100 | 1 | 05/30/2024 11:26 | WG2295328 |
| Ethyl tert-butyl ether | ND | | 0.00100 | 1 | 05/30/2024 11:26 | WG2295328 |
| Methyl tert-butyl ether | ND | | 0.00100 | 1 | 05/30/2024 11:26 | WG2295328 |
| tert-Butyl alcohol | ND | | 0.00500 | 1 | 05/30/2024 11:26 | WG2295328 |
| tert-Amyl Methyl Ether | ND | | 0.00100 | 1 | 05/30/2024 11:26 | WG2295328 |
| *(S) Toluene-d8* | *110* | | *80.0-120* | | *05/30/2024 11:26* | WG2295328 |
| *(S) 4-Bromofluorobenzene* | *103* | | *77.0-126* | | *05/30/2024 11:26* | WG2295328 |
| *(S) 1,2-Dichloroethane-d4* | *106* | | *70.0-130* | | *05/30/2024 11:26* | WG2295328 |

## Gravimetric Analysis by Method 2540 C-2011

| Analyte | Result mg/l | Qualifier | RDL mg/l | Dilution | Analysis date / time | Batch |
|---|---|---|---|---|---|---|
| Dissolved Solids | 823 | | 13.3 | 1 | 05/28/2024 16:50 | WG2294025 |

## Wet Chemistry by Method 9056A

| Analyte | Result mg/l | Qualifier | RDL mg/l | Dilution | Analysis date / time | Batch |
|---|---|---|---|---|---|---|
| Nitrate | ND | | 0.100 | 1 | 05/23/2024 19:40 | WG2291970 |
| Nitrite | ND | | 0.100 | 1 | 05/23/2024 19:40 | WG2291970 |
| Sulfate | 286 | | 25.0 | 5 | 05/31/2024 15:18 | WG2295579 |

## Metals (ICP) by Method 6010D

| Analyte | Result mg/l | Qualifier | RDL mg/l | Dilution | Analysis date / time | Batch |
|---|---|---|---|---|---|---|
| Iron | 0.252 | | 0.100 | 1 | 05/31/2024 09:00 | WG2294948 |

## Volatile Organic Compounds (GC) by Method RSK175

| Analyte | Result mg/l | Qualifier | RDL mg/l | Dilution | Analysis date / time | Batch |
|---|---|---|---|---|---|---|
| Methane | 0.0444 | | 0.0100 | 1 | 05/30/2024 15:17 | WG2294725 |
| Ethane | ND | | 0.0130 | 1 | 05/30/2024 15:17 | WG2294725 |
| Ethene | ND | | 0.0130 | 1 | 05/30/2024 15:17 | WG2294725 |

## Volatile Organic Compounds (GC/MS) by Method 8260B

| Analyte | Result mg/l | Qualifier | RDL mg/l | Dilution | Analysis date / time | Batch |
|---|---|---|---|---|---|---|
| Acetone | ND | UJ R7 | 1.00 | 20 | 05/30/2024 15:35 | WG2295328 |
| Acrylonitrile | ND | | 0.200 | 20 | 05/30/2024 15:35 | WG2295328 |
| Benzene | ND | | 0.0200 | 20 | 05/30/2024 15:35 | WG2295328 |
| Bromobenzene | ND | | 0.0200 | 20 | 05/30/2024 15:35 | WG2295328 |
| Bromochloromethane | ND | | 0.0200 | 20 | 05/30/2024 15:35 | WG2295328 |
| Bromodichloromethane | ND | | 0.0200 | 20 | 05/30/2024 15:35 | WG2295328 |
| Bromoform | ND | | 0.0200 | 20 | 05/30/2024 15:35 | WG2295328 |
| Bromomethane | ND | | 0.100 | 20 | 05/30/2024 15:35 | WG2295328 |
| n-Butylbenzene | ND | | 0.0200 | 20 | 05/30/2024 15:35 | WG2295328 |
| sec-Butylbenzene | ND | | 0.0200 | 20 | 05/30/2024 15:35 | WG2295328 |
| tert-Butylbenzene | ND | | 0.0200 | 20 | 05/30/2024 15:35 | WG2295328 |
| Carbon tetrachloride | ND | | 0.0200 | 20 | 05/30/2024 15:35 | WG2295328 |
| Carbon disulfide | ND | | 0.0200 | 20 | 05/30/2024 15:35 | WG2295328 |
| Chlorobenzene | ND | | 0.0200 | 20 | 05/30/2024 15:35 | WG2295328 |
| Chlorodibromomethane | ND | | 0.0200 | 20 | 05/30/2024 15:35 | WG2295328 |
| Chloroethane | ND | | 0.100 | 20 | 05/30/2024 15:35 | WG2295328 |
| Chloroform | ND | | 0.100 | 20 | 05/30/2024 15:35 | WG2295328 |
| Chloromethane | ND | | 0.0500 | 20 | 05/30/2024 15:35 | WG2295328 |
| 1,2-Dibromo-3-Chloropropane | ND | | 0.100 | 20 | 05/30/2024 15:35 | WG2295328 |
| 1,2-Dibromoethane | ND | | 0.0200 | 20 | 05/30/2024 15:35 | WG2295328 |
| Dibromomethane | ND | | 0.0200 | 20 | 05/30/2024 15:35 | WG2295328 |
| 1,2-Dichlorobenzene | ND | | 0.0200 | 20 | 05/30/2024 15:35 | WG2295328 |
| 1,3-Dichlorobenzene | ND | | 0.0200 | 20 | 05/30/2024 15:35 | WG2295328 |
| 1,4-Dichlorobenzene | ND | | 0.0200 | 20 | 05/30/2024 15:35 | WG2295328 |
| trans-1,4-Dichloro-2-butene | ND | | 0.0500 | 20 | 05/30/2024 15:35 | WG2295328 |
| Dichlorodifluoromethane | ND | UJ R7 | 0.100 | 20 | 05/30/2024 15:35 | WG2295328 |
| 1,1-Dichloroethane | ND | | 0.0200 | 20 | 05/30/2024 15:35 | WG2295328 |
| 1,2-Dichloroethane | ND | | 0.0200 | 20 | 05/30/2024 15:35 | WG2295328 |
| 1,1-Dichloroethene | ND | | 0.0200 | 20 | 05/30/2024 15:35 | WG2295328 |
| cis-1,2-Dichloroethene | ND | | 0.0200 | 20 | 05/30/2024 15:35 | WG2295328 |

## Volatile Organic Compounds (GC/MS) by Method 8260B

| Analyte | Result mg/l | Qualifier | RDL mg/l | Dilution | Analysis date / time | Batch |
|---|---|---|---|---|---|---|
| trans-1,2-Dichloroethene | ND | | 0.0200 | 20 | 05/30/2024 15:35 | WG2295328 |
| 1,2-Dichloropropane | ND | | 0.0200 | 20 | 05/30/2024 15:35 | WG2295328 |
| cis-1,3-Dichloropropene | ND | | 0.0200 | 20 | 05/30/2024 15:35 | WG2295328 |
| trans-1,3-Dichloropropene | ND | | 0.0200 | 20 | 05/30/2024 15:35 | WG2295328 |
| Ethylbenzene | ND | | 0.0200 | 20 | 05/30/2024 15:35 | WG2295328 |
| Hexachloro-1,3-butadiene | ND | | 0.0200 | 20 | 05/30/2024 15:35 | WG2295328 |
| 2-Hexanone | ND | UJ R7 | 0.200 | 20 | 05/30/2024 15:35 | WG2295328 |
| 2-Butanone (MEK) | ND | UJ R7 | 0.200 | 20 | 05/30/2024 15:35 | WG2295328 |
| Iodomethane | ND | | 0.200 | 20 | 05/30/2024 15:35 | WG2295328 |
| Methylene Chloride | ND | | 0.100 | 20 | 05/30/2024 15:35 | WG2295328 |
| 4-Methyl-2-pentanone (MIBK) | ND | | 0.200 | 20 | 05/30/2024 15:35 | WG2295328 |
| Naphthalene | ND | | 0.100 | 20 | 05/30/2024 15:35 | WG2295328 |
| n-Propylbenzene | ND | | 0.0200 | 20 | 05/30/2024 15:35 | WG2295328 |
| Styrene | ND | | 0.0200 | 20 | 05/30/2024 15:35 | WG2295328 |
| 1,1,1,2-Tetrachloroethane | ND | | 0.0200 | 20 | 05/30/2024 15:35 | WG2295328 |
| 1,1,2,2-Tetrachloroethane | ND | | 0.0200 | 20 | 05/30/2024 15:35 | WG2295328 |
| 1,1,2-Trichlorotrifluoroethane | ND | | 0.0200 | 20 | 05/30/2024 15:35 | WG2295328 |
| Tetrachloroethene | ND | | 0.0200 | 20 | 05/30/2024 15:35 | WG2295328 |
| Toluene | ND | | 0.0200 | 20 | 05/30/2024 15:35 | WG2295328 |
| 1,2,4-Trichlorobenzene | ND | | 0.0200 | 20 | 05/30/2024 15:35 | WG2295328 |
| 1,1,1-Trichloroethane | ND | | 0.0200 | 20 | 05/30/2024 15:35 | WG2295328 |
| 1,1,2-Trichloroethane | ND | | 0.0200 | 20 | 05/30/2024 15:35 | WG2295328 |
| Trichloroethene | ND | | 0.0200 | 20 | 05/30/2024 15:35 | WG2295328 |
| Trichlorofluoromethane | ND | | 0.100 | 20 | 05/30/2024 15:35 | WG2295328 |
| 1,2,3-Trichloropropane | ND | | 0.0500 | 20 | 05/30/2024 15:35 | WG2295328 |
| 1,2,4-Trimethylbenzene | ND | | 0.0200 | 20 | 05/30/2024 15:35 | WG2295328 |
| 1,3,5-Trimethylbenzene | ND | | 0.0200 | 20 | 05/30/2024 15:35 | WG2295328 |
| Vinyl acetate | ND | UJ R7 | 0.200 | 20 | 05/30/2024 15:35 | WG2295328 |
| Vinyl chloride | ND | | 0.0200 | 20 | 05/30/2024 15:35 | WG2295328 |
| Xylenes, Total | ND | | 0.0600 | 20 | 05/30/2024 15:35 | WG2295328 |
| Di-isopropyl ether | ND | | 0.0200 | 20 | 05/30/2024 15:35 | WG2295328 |
| Ethanol | ND | UJ R7 | 2.00 | 20 | 05/30/2024 15:35 | WG2295328 |
| Ethyl tert-butyl ether | ND | | 0.0200 | 20 | 05/30/2024 15:35 | WG2295328 |
| Methyl tert-butyl ether | 0.416 | | 0.0200 | 20 | 05/30/2024 15:35 | WG2295328 |
| tert-Butyl alcohol | 2.75 | | 0.100 | 20 | 05/30/2024 15:35 | WG2295328 |
| tert-Amyl Methyl Ether | 0.0614 | | 0.0200 | 20 | 05/30/2024 15:35 | WG2295328 |
| *(S) Toluene-d8* | *110* | | *80.0-120* | | *05/30/2024 15:35* | WG2295328 |
| *(S) 4-Bromofluorobenzene* | *101* | | *77.0-126* | | *05/30/2024 15:35* | WG2295328 |
| *(S) 1,2-Dichloroethane-d4* | *104* | | *70.0-130* | | *05/30/2024 15:35* | WG2295328 |

**Sample Narrative:**

L1739373-03 WG2295328: Non-target compounds too high to run at a lower dilution.

## Gravimetric Analysis by Method 2540 C-2011

| Analyte | Result | Qualifier | RDL | Dilution | Analysis | Batch |
|---|---|---|---|---|---|---|
| | mg/l | | mg/l | | date / time | |
| Dissolved Solids | 836 | | 13.3 | 1 | 05/28/2024 15:45 | WG2294031 |

## Wet Chemistry by Method 9056A

| Analyte | Result | Qualifier | RDL | Dilution | Analysis | Batch |
|---|---|---|---|---|---|---|
| | mg/l | | mg/l | | date / time | |
| Nitrate | ND | | 0.100 | 1 | 05/23/2024 19:57 | WG2291970 |
| Nitrite | ND | | 0.100 | 1 | 05/23/2024 19:57 | WG2291970 |
| Sulfate | 305 | | 25.0 | 5 | 05/31/2024 15:31 | WG2295579 |

## Metals (ICP) by Method 6010D

| Analyte | Result | Qualifier | RDL | Dilution | Analysis | Batch |
|---|---|---|---|---|---|---|
| | mg/l | | mg/l | | date / time | |
| Iron | 1.69 | | 0.100 | 1 | 05/31/2024 09:01 | WG2294948 |

## Volatile Organic Compounds (GC) by Method RSK175

| Analyte | Result | Qualifier | RDL | Dilution | Analysis | Batch |
|---|---|---|---|---|---|---|
| | mg/l | | mg/l | | date / time | |
| Methane | 0.0667 | | 0.0100 | 1 | 05/30/2024 15:23 | WG2294725 |
| Ethane | ND | | 0.0130 | 1 | 05/30/2024 15:23 | WG2294725 |
| Ethene | ND | | 0.0130 | 1 | 05/30/2024 15:23 | WG2294725 |

## Volatile Organic Compounds (GC/MS) by Method 8260B

| Analyte | Result | Qualifier | RDL | Dilution | Analysis | Batch |
|---|---|---|---|---|---|---|
| | mg/l | | mg/l | | date / time | |
| Acetone | ND | | 1.25 | 25 | 06/01/2024 15:57 | WG2296348 |
| Acrylonitrile | ND | | 0.250 | 25 | 06/01/2024 15:57 | WG2296348 |
| Benzene | ND | | 0.0250 | 25 | 06/01/2024 15:57 | WG2296348 |
| Bromobenzene | ND | | 0.0250 | 25 | 06/01/2024 15:57 | WG2296348 |
| Bromochloromethane | ND | | 0.0250 | 25 | 06/01/2024 15:57 | WG2296348 |
| Bromodichloromethane | ND | | 0.0250 | 25 | 06/01/2024 15:57 | WG2296348 |
| Bromoform | ND | | 0.0250 | 25 | 06/01/2024 15:57 | WG2296348 |
| Bromomethane | ND | | 0.125 | 25 | 06/01/2024 15:57 | WG2296348 |
| n-Butylbenzene | ND | | 0.0250 | 25 | 06/01/2024 15:57 | WG2296348 |
| sec-Butylbenzene | ND | | 0.0250 | 25 | 06/01/2024 15:57 | WG2296348 |
| tert-Butylbenzene | ND | | 0.0250 | 25 | 06/01/2024 15:57 | WG2296348 |
| Carbon tetrachloride | ND | | 0.0250 | 25 | 06/01/2024 15:57 | WG2296348 |
| Carbon disulfide | ND | | 0.0250 | 25 | 06/01/2024 15:57 | WG2296348 |
| Chlorobenzene | ND | | 0.0250 | 25 | 06/01/2024 15:57 | WG2296348 |
| Chlorodibromomethane | ND | | 0.0250 | 25 | 06/01/2024 15:57 | WG2296348 |
| Chloroethane | ND | | 0.125 | 25 | 06/01/2024 15:57 | WG2296348 |
| Chloroform | ND | | 0.125 | 25 | 06/01/2024 15:57 | WG2296348 |
| Chloromethane | ND | | 0.0625 | 25 | 06/01/2024 15:57 | WG2296348 |
| 1,2-Dibromo-3-Chloropropane | ND | | 0.125 | 25 | 06/01/2024 15:57 | WG2296348 |
| 1,2-Dibromoethane | ND | | 0.0250 | 25 | 06/01/2024 15:57 | WG2296348 |
| Dibromomethane | ND | | 0.0250 | 25 | 06/01/2024 15:57 | WG2296348 |
| 1,2-Dichlorobenzene | ND | | 0.0250 | 25 | 06/01/2024 15:57 | WG2296348 |
| 1,3-Dichlorobenzene | ND | | 0.0250 | 25 | 06/01/2024 15:57 | WG2296348 |
| 1,4-Dichlorobenzene | ND | | 0.0250 | 25 | 06/01/2024 15:57 | WG2296348 |
| trans-1,4-Dichloro-2-butene | ND | | 0.0625 | 25 | 06/01/2024 15:57 | WG2296348 |
| Dichlorodifluoromethane | ND | | 0.125 | 25 | 06/01/2024 15:57 | WG2296348 |
| 1,1-Dichloroethane | ND | | 0.0250 | 25 | 06/01/2024 15:57 | WG2296348 |
| 1,2-Dichloroethane | ND | | 0.0250 | 25 | 06/01/2024 15:57 | WG2296348 |
| 1,1-Dichloroethene | ND | | 0.0250 | 25 | 06/01/2024 15:57 | WG2296348 |
| cis-1,2-Dichloroethene | ND | | 0.0250 | 25 | 06/01/2024 15:57 | WG2296348 |

## Volatile Organic Compounds (GC/MS) by Method 8260B

| Analyte | Result mg/l | Qualifier | RDL mg/l | Dilution | Analysis date / time | Batch |
|---|---|---|---|---|---|---|
| trans-1,2-Dichloroethene | ND | | 0.0250 | 25 | 06/01/2024 15:57 | WG2296348 |
| 1,2-Dichloropropane | ND | | 0.0250 | 25 | 06/01/2024 15:57 | WG2296348 |
| cis-1,3-Dichloropropene | ND | | 0.0250 | 25 | 06/01/2024 15:57 | WG2296348 |
| trans-1,3-Dichloropropene | ND | | 0.0250 | 25 | 06/01/2024 15:57 | WG2296348 |
| Ethylbenzene | ND | | 0.0250 | 25 | 06/01/2024 15:57 | WG2296348 |
| Hexachloro-1,3-butadiene | ND | | 0.0250 | 25 | 06/01/2024 15:57 | WG2296348 |
| 2-Hexanone | ND | | 0.250 | 25 | 06/01/2024 15:57 | WG2296348 |
| 2-Butanone (MEK) | ND | | 0.250 | 25 | 06/01/2024 15:57 | WG2296348 |
| Iodomethane | ND | UJ L2 | 0.250 | 25 | 06/01/2024 15:57 | WG2296348 |
| Methylene Chloride | ND | | 0.125 | 25 | 06/01/2024 15:57 | WG2296348 |
| 4-Methyl-2-pentanone (MIBK) | ND | | 0.250 | 25 | 06/01/2024 15:57 | WG2296348 |
| Naphthalene | ND | | 0.125 | 25 | 06/01/2024 15:57 | WG2296348 |
| n-Propylbenzene | ND | | 0.0250 | 25 | 06/01/2024 15:57 | WG2296348 |
| Styrene | ND | | 0.0250 | 25 | 06/01/2024 15:57 | WG2296348 |
| 1,1,1,2-Tetrachloroethane | ND | | 0.0250 | 25 | 06/01/2024 15:57 | WG2296348 |
| 1,1,2,2-Tetrachloroethane | ND | | 0.0250 | 25 | 06/01/2024 15:57 | WG2296348 |
| 1,1,2-Trichlorotrifluoroethane | ND | | 0.0250 | 25 | 06/01/2024 15:57 | WG2296348 |
| Tetrachloroethene | ND | | 0.0250 | 25 | 06/01/2024 15:57 | WG2296348 |
| Toluene | ND | | 0.0250 | 25 | 06/01/2024 15:57 | WG2296348 |
| 1,2,4-Trichlorobenzene | ND | | 0.0250 | 25 | 06/01/2024 15:57 | WG2296348 |
| 1,1,1-Trichloroethane | ND | | 0.0250 | 25 | 06/01/2024 15:57 | WG2296348 |
| 1,1,2-Trichloroethane | ND | | 0.0250 | 25 | 06/01/2024 15:57 | WG2296348 |
| Trichloroethene | ND | | 0.0250 | 25 | 06/01/2024 15:57 | WG2296348 |
| Trichlorofluoromethane | ND | | 0.125 | 25 | 06/01/2024 15:57 | WG2296348 |
| 1,2,3-Trichloropropane | ND | | 0.0625 | 25 | 06/01/2024 15:57 | WG2296348 |
| 1,2,4-Trimethylbenzene | ND | | 0.0250 | 25 | 06/01/2024 15:57 | WG2296348 |
| 1,3,5-Trimethylbenzene | ND | | 0.0250 | 25 | 06/01/2024 15:57 | WG2296348 |
| Vinyl acetate | ND | | 0.250 | 25 | 06/01/2024 15:57 | WG2296348 |
| Vinyl chloride | ND | | 0.0250 | 25 | 06/01/2024 15:57 | WG2296348 |
| Xylenes, Total | ND | | 0.0750 | 25 | 06/01/2024 15:57 | WG2296348 |
| Di-isopropyl ether | ND | | 0.0250 | 25 | 06/01/2024 15:57 | WG2296348 |
| Ethanol | ND | | 2.50 | 25 | 06/01/2024 15:57 | WG2296348 |
| Ethyl tert-butyl ether | ND | | 0.0250 | 25 | 06/01/2024 15:57 | WG2296348 |
| Methyl tert-butyl ether | 0.124 | | 0.0250 | 25 | 06/01/2024 15:57 | WG2296348 |
| tert-Butyl alcohol | 11.3 | | 0.125 | 25 | 06/01/2024 15:57 | WG2296348 |
| tert-Amyl Methyl Ether | ND | | 0.0250 | 25 | 06/01/2024 15:57 | WG2296348 |
| *(S) Toluene-d8* | *108* | | *80.0-120* | | *06/01/2024 15:57* | WG2296348 |
| *(S) 4-Bromofluorobenzene* | *96.2* | | *77.0-126* | | *06/01/2024 15:57* | WG2296348 |
| *(S) 1,2-Dichloroethane-d4* | *104* | | *70.0-130* | | *06/01/2024 15:57* | WG2296348 |

## Gravimetric Analysis by Method 2540 C-2011

| Analyte | Result mg/l | Qualifier | RDL mg/l | Dilution | Analysis date / time | Batch |
|---|---|---|---|---|---|---|
| Dissolved Solids | 994 | | 20.0 | 1 | 05/28/2024 15:45 | WG2294031 |

## Wet Chemistry by Method 9056A

| Analyte | Result mg/l | Qualifier | RDL mg/l | Dilution | Analysis date / time | Batch |
|---|---|---|---|---|---|---|
| Nitrate | 3.43 | | 0.100 | 1 | 05/23/2024 20:13 | WG2291970 |
| Nitrite | ND | | 0.100 | 1 | 05/23/2024 20:13 | WG2291970 |
| Sulfate | 303 | | 25.0 | 5 | 05/31/2024 15:43 | WG2295579 |

## Metals (ICP) by Method 6010D

| Analyte | Result mg/l | Qualifier | RDL mg/l | Dilution | Analysis date / time | Batch |
|---|---|---|---|---|---|---|
| Iron | 0.151 | | 0.100 | 1 | 05/31/2024 09:03 | WG2294948 |

## Volatile Organic Compounds (GC) by Method RSK175

| Analyte | Result mg/l | Qualifier | RDL mg/l | Dilution | Analysis date / time | Batch |
|---|---|---|---|---|---|---|
| Methane | ND | | 0.0100 | 1 | 05/30/2024 15:52 | WG2294725 |
| Ethane | ND | | 0.0130 | 1 | 05/30/2024 15:52 | WG2294725 |
| Ethene | ND | | 0.0130 | 1 | 05/30/2024 15:52 | WG2294725 |

## Volatile Organic Compounds (GC/MS) by Method 8260B

| Analyte | Result mg/l | Qualifier | RDL mg/l | Dilution | Analysis date / time | Batch |
|---|---|---|---|---|---|---|
| Acetone | ND | UJ R7 | 0.0500 | 1 | 05/30/2024 11:49 | WG2295328 |
| Acrylonitrile | ND | | 0.0100 | 1 | 05/30/2024 11:49 | WG2295328 |
| Benzene | ND | | 0.00100 | 1 | 05/30/2024 11:49 | WG2295328 |
| Bromobenzene | ND | | 0.00100 | 1 | 05/30/2024 11:49 | WG2295328 |
| Bromochloromethane | ND | | 0.00100 | 1 | 05/30/2024 11:49 | WG2295328 |
| Bromodichloromethane | ND | | 0.00100 | 1 | 05/30/2024 11:49 | WG2295328 |
| Bromoform | ND | | 0.00100 | 1 | 05/30/2024 11:49 | WG2295328 |
| Bromomethane | ND | | 0.00500 | 1 | 05/30/2024 11:49 | WG2295328 |
| n-Butylbenzene | ND | | 0.00100 | 1 | 05/30/2024 11:49 | WG2295328 |
| sec-Butylbenzene | ND | | 0.00100 | 1 | 05/30/2024 11:49 | WG2295328 |
| tert-Butylbenzene | ND | | 0.00100 | 1 | 05/30/2024 11:49 | WG2295328 |
| Carbon tetrachloride | ND | | 0.00100 | 1 | 05/30/2024 11:49 | WG2295328 |
| Carbon disulfide | ND | | 0.00100 | 1 | 05/30/2024 11:49 | WG2295328 |
| Chlorobenzene | ND | | 0.00100 | 1 | 05/30/2024 11:49 | WG2295328 |
| Chlorodibromomethane | ND | | 0.00100 | 1 | 05/30/2024 11:49 | WG2295328 |
| Chloroethane | ND | | 0.00500 | 1 | 05/30/2024 11:49 | WG2295328 |
| Chloroform | ND | | 0.00500 | 1 | 05/30/2024 11:49 | WG2295328 |
| Chloromethane | ND | | 0.00250 | 1 | 05/30/2024 11:49 | WG2295328 |
| 1,2-Dibromo-3-Chloropropane | ND | | 0.00500 | 1 | 05/30/2024 11:49 | WG2295328 |
| 1,2-Dibromoethane | ND | | 0.00100 | 1 | 05/30/2024 11:49 | WG2295328 |
| Dibromomethane | ND | | 0.00100 | 1 | 05/30/2024 11:49 | WG2295328 |
| 1,2-Dichlorobenzene | ND | | 0.00100 | 1 | 05/30/2024 11:49 | WG2295328 |
| 1,3-Dichlorobenzene | ND | | 0.00100 | 1 | 05/30/2024 11:49 | WG2295328 |
| 1,4-Dichlorobenzene | ND | | 0.00100 | 1 | 05/30/2024 11:49 | WG2295328 |
| trans-1,4-Dichloro-2-butene | ND | | 0.00250 | 1 | 05/30/2024 11:49 | WG2295328 |
| Dichlorodifluoromethane | ND | UJ R7 | 0.00500 | 1 | 05/30/2024 11:49 | WG2295328 |
| 1,1-Dichloroethane | ND | | 0.00100 | 1 | 05/30/2024 11:49 | WG2295328 |
| 1,2-Dichloroethane | ND | | 0.00100 | 1 | 05/30/2024 11:49 | WG2295328 |
| 1,1-Dichloroethene | ND | | 0.00100 | 1 | 05/30/2024 11:49 | WG2295328 |
| cis-1,2-Dichloroethene | ND | | 0.00100 | 1 | 05/30/2024 11:49 | WG2295328 |

## Volatile Organic Compounds (GC/MS) by Method 8260B

| Analyte | Result mg/l | Qualifier | RDL mg/l | Dilution | Analysis date / time | Batch |
|---|---|---|---|---|---|---|
| trans-1,2-Dichloroethene | ND | | 0.00100 | 1 | 05/30/2024 11:49 | WG2295328 |
| 1,2-Dichloropropane | ND | | 0.00100 | 1 | 05/30/2024 11:49 | WG2295328 |
| cis-1,3-Dichloropropene | ND | | 0.00100 | 1 | 05/30/2024 11:49 | WG2295328 |
| trans-1,3-Dichloropropene | ND | | 0.00100 | 1 | 05/30/2024 11:49 | WG2295328 |
| Ethylbenzene | ND | | 0.00100 | 1 | 05/30/2024 11:49 | WG2295328 |
| Hexachloro-1,3-butadiene | ND | | 0.00100 | 1 | 05/30/2024 11:49 | WG2295328 |
| 2-Hexanone | ND | UJ R7 | 0.0100 | 1 | 05/30/2024 11:49 | WG2295328 |
| 2-Butanone (MEK) | ND | UJ R7 | 0.0100 | 1 | 05/30/2024 11:49 | WG2295328 |
| Iodomethane | ND | | 0.0100 | 1 | 05/30/2024 11:49 | WG2295328 |
| Methylene Chloride | ND | | 0.00500 | 1 | 05/30/2024 11:49 | WG2295328 |
| 4-Methyl-2-pentanone (MIBK) | ND | | 0.0100 | 1 | 05/30/2024 11:49 | WG2295328 |
| Naphthalene | ND | | 0.00500 | 1 | 05/30/2024 11:49 | WG2295328 |
| n-Propylbenzene | ND | | 0.00100 | 1 | 05/30/2024 11:49 | WG2295328 |
| Styrene | ND | | 0.00100 | 1 | 05/30/2024 11:49 | WG2295328 |
| 1,1,1,2-Tetrachloroethane | ND | | 0.00100 | 1 | 05/30/2024 11:49 | WG2295328 |
| 1,1,2,2-Tetrachloroethane | ND | | 0.00100 | 1 | 05/30/2024 11:49 | WG2295328 |
| 1,1,2-Trichlorotrifluoroethane | ND | | 0.00100 | 1 | 05/30/2024 11:49 | WG2295328 |
| Tetrachloroethene | 0.00992 | | 0.00100 | 1 | 05/30/2024 11:49 | WG2295328 |
| Toluene | ND | | 0.00100 | 1 | 05/30/2024 11:49 | WG2295328 |
| 1,2,4-Trichlorobenzene | ND | | 0.00100 | 1 | 05/30/2024 11:49 | WG2295328 |
| 1,1,1-Trichloroethane | ND | | 0.00100 | 1 | 05/30/2024 11:49 | WG2295328 |
| 1,1,2-Trichloroethane | ND | | 0.00100 | 1 | 05/30/2024 11:49 | WG2295328 |
| Trichloroethene | ND | | 0.00100 | 1 | 05/30/2024 11:49 | WG2295328 |
| Trichlorofluoromethane | ND | | 0.00500 | 1 | 05/30/2024 11:49 | WG2295328 |
| 1,2,3-Trichloropropane | ND | | 0.00250 | 1 | 05/30/2024 11:49 | WG2295328 |
| 1,2,4-Trimethylbenzene | ND | | 0.00100 | 1 | 05/30/2024 11:49 | WG2295328 |
| 1,3,5-Trimethylbenzene | ND | | 0.00100 | 1 | 05/30/2024 11:49 | WG2295328 |
| Vinyl acetate | ND | UJ R7 | 0.0100 | 1 | 05/30/2024 11:49 | WG2295328 |
| Vinyl chloride | ND | | 0.00100 | 1 | 05/30/2024 11:49 | WG2295328 |
| Xylenes, Total | ND | | 0.00300 | 1 | 05/30/2024 11:49 | WG2295328 |
| Di-isopropyl ether | ND | | 0.00100 | 1 | 05/30/2024 11:49 | WG2295328 |
| Ethanol | ND | UJ R7 | 0.100 | 1 | 05/30/2024 11:49 | WG2295328 |
| Ethyl tert-butyl ether | ND | | 0.00100 | 1 | 05/30/2024 11:49 | WG2295328 |
| Methyl tert-butyl ether | 0.00948 | | 0.00100 | 1 | 05/30/2024 11:49 | WG2295328 |
| tert-Butyl alcohol | ND | | 0.00500 | 1 | 05/30/2024 11:49 | WG2295328 |
| tert-Amyl Methyl Ether | 0.00100 | | 0.00100 | 1 | 05/30/2024 11:49 | WG2295328 |
| *(S) Toluene-d8* | *109* | | *80.0-120* | | *05/30/2024 11:49* | WG2295328 |
| *(S) 4-Bromofluorobenzene* | *101* | | *77.0-126* | | *05/30/2024 11:49* | WG2295328 |
| *(S) 1,2-Dichloroethane-d4* | *105* | | *70.0-130* | | *05/30/2024 11:49* | WG2295328 |

## Volatile Organic Compounds (GC/MS) by Method 8260B

| Analyte | Result mg/l | | Qualifier | RDL mg/l | Dilution | Analysis date / time | Batch |
|---|---|---|---|---|---|---|---|
| Acetone | ND | UJ | R7 | 0.0500 | 1 | 05/30/2024 09:10 | WG2295328 |
| Acrylonitrile | ND | | | 0.0100 | 1 | 05/30/2024 09:10 | WG2295328 |
| Benzene | ND | | | 0.00100 | 1 | 05/30/2024 09:10 | WG2295328 |
| Bromobenzene | ND | | | 0.00100 | 1 | 05/30/2024 09:10 | WG2295328 |
| Bromochloromethane | ND | | | 0.00100 | 1 | 05/30/2024 09:10 | WG2295328 |
| Bromodichloromethane | ND | | | 0.00100 | 1 | 05/30/2024 09:10 | WG2295328 |
| Bromoform | ND | | | 0.00100 | 1 | 05/30/2024 09:10 | WG2295328 |
| Bromomethane | ND | | | 0.00500 | 1 | 05/30/2024 09:10 | WG2295328 |
| n-Butylbenzene | ND | | | 0.00100 | 1 | 05/30/2024 09:10 | WG2295328 |
| sec-Butylbenzene | ND | | | 0.00100 | 1 | 05/30/2024 09:10 | WG2295328 |
| tert-Butylbenzene | ND | | | 0.00100 | 1 | 05/30/2024 09:10 | WG2295328 |
| Carbon tetrachloride | ND | | | 0.00100 | 1 | 05/30/2024 09:10 | WG2295328 |
| Carbon disulfide | ND | | | 0.00100 | 1 | 05/30/2024 09:10 | WG2295328 |
| Chlorobenzene | ND | | | 0.00100 | 1 | 05/30/2024 09:10 | WG2295328 |
| Chlorodibromomethane | ND | | | 0.00100 | 1 | 05/30/2024 09:10 | WG2295328 |
| Chloroethane | ND | | | 0.00500 | 1 | 05/30/2024 09:10 | WG2295328 |
| Chloroform | ND | | | 0.00500 | 1 | 05/30/2024 09:10 | WG2295328 |
| Chloromethane | ND | | | 0.00250 | 1 | 05/30/2024 09:10 | WG2295328 |
| 1,2-Dibromo-3-Chloropropane | ND | | | 0.00500 | 1 | 05/30/2024 09:10 | WG2295328 |
| 1,2-Dibromoethane | ND | | | 0.00100 | 1 | 05/30/2024 09:10 | WG2295328 |
| Dibromomethane | ND | | | 0.00100 | 1 | 05/30/2024 09:10 | WG2295328 |
| 1,2-Dichlorobenzene | ND | | | 0.00100 | 1 | 05/30/2024 09:10 | WG2295328 |
| 1,3-Dichlorobenzene | ND | | | 0.00100 | 1 | 05/30/2024 09:10 | WG2295328 |
| 1,4-Dichlorobenzene | ND | | | 0.00100 | 1 | 05/30/2024 09:10 | WG2295328 |
| trans-1,4-Dichloro-2-butene | ND | | | 0.00250 | 1 | 05/30/2024 09:10 | WG2295328 |
| Dichlorodifluoromethane | ND | UJ | R7 | 0.00500 | 1 | 05/30/2024 09:10 | WG2295328 |
| 1,1-Dichloroethane | ND | | | 0.00100 | 1 | 05/30/2024 09:10 | WG2295328 |
| 1,2-Dichloroethane | ND | | | 0.00100 | 1 | 05/30/2024 09:10 | WG2295328 |
| 1,1-Dichloroethene | ND | | | 0.00100 | 1 | 05/30/2024 09:10 | WG2295328 |
| cis-1,2-Dichloroethene | ND | | | 0.00100 | 1 | 05/30/2024 09:10 | WG2295328 |
| trans-1,2-Dichloroethene | ND | | | 0.00100 | 1 | 05/30/2024 09:10 | WG2295328 |
| 1,2-Dichloropropane | ND | | | 0.00100 | 1 | 05/30/2024 09:10 | WG2295328 |
| cis-1,3-Dichloropropene | ND | | | 0.00100 | 1 | 05/30/2024 09:10 | WG2295328 |
| trans-1,3-Dichloropropene | ND | | | 0.00100 | 1 | 05/30/2024 09:10 | WG2295328 |
| Ethylbenzene | ND | | | 0.00100 | 1 | 05/30/2024 09:10 | WG2295328 |
| Hexachloro-1,3-butadiene | ND | | | 0.00100 | 1 | 05/30/2024 09:10 | WG2295328 |
| 2-Hexanone | ND | UJ | R7 | 0.0100 | 1 | 05/30/2024 09:10 | WG2295328 |
| 2-Butanone (MEK) | ND | UJ | R7 | 0.0100 | 1 | 05/30/2024 09:10 | WG2295328 |
| Iodomethane | ND | | | 0.0100 | 1 | 05/30/2024 09:10 | WG2295328 |
| Methylene Chloride | ND | | | 0.00500 | 1 | 05/30/2024 09:10 | WG2295328 |
| 4-Methyl-2-pentanone (MIBK) | ND | | | 0.0100 | 1 | 05/30/2024 09:10 | WG2295328 |
| Naphthalene | ND | | | 0.00500 | 1 | 05/30/2024 09:10 | WG2295328 |
| n-Propylbenzene | ND | | | 0.00100 | 1 | 05/30/2024 09:10 | WG2295328 |
| Styrene | ND | | | 0.00100 | 1 | 05/30/2024 09:10 | WG2295328 |
| 1,1,1,2-Tetrachloroethane | ND | | | 0.00100 | 1 | 05/30/2024 09:10 | WG2295328 |
| 1,1,2,2-Tetrachloroethane | ND | | | 0.00100 | 1 | 05/30/2024 09:10 | WG2295328 |
| 1,1,2-Trichlorotrifluoroethane | ND | | | 0.00100 | 1 | 05/30/2024 09:10 | WG2295328 |
| Tetrachloroethene | ND | | | 0.00100 | 1 | 05/30/2024 09:10 | WG2295328 |
| Toluene | ND | | | 0.00100 | 1 | 05/30/2024 09:10 | WG2295328 |
| 1,2,4-Trichlorobenzene | ND | | | 0.00100 | 1 | 05/30/2024 09:10 | WG2295328 |
| 1,1,1-Trichloroethane | ND | | | 0.00100 | 1 | 05/30/2024 09:10 | WG2295328 |
| 1,1,2-Trichloroethane | ND | | | 0.00100 | 1 | 05/30/2024 09:10 | WG2295328 |
| Trichloroethene | ND | | | 0.00100 | 1 | 05/30/2024 09:10 | WG2295328 |
| Trichlorofluoromethane | ND | | | 0.00500 | 1 | 05/30/2024 09:10 | WG2295328 |
| 1,2,3-Trichloropropane | ND | | | 0.00250 | 1 | 05/30/2024 09:10 | WG2295328 |
| 1,2,4-Trimethylbenzene | ND | | | 0.00100 | 1 | 05/30/2024 09:10 | WG2295328 |

## Volatile Organic Compounds (GC/MS) by Method 8260B

| Analyte | Result mg/l | Qualifier | RDL mg/l | Dilution | Analysis date / time | Batch |
|---|---|---|---|---|---|---|
| 1,3,5-Trimethylbenzene | ND | | 0.00100 | 1 | 05/30/2024 09:10 | WG2295328 |
| Vinyl acetate | ND | UJ R7 | 0.0100 | 1 | 05/30/2024 09:10 | WG2295328 |
| Vinyl chloride | ND | | 0.00100 | 1 | 05/30/2024 09:10 | WG2295328 |
| Xylenes, Total | ND | | 0.00300 | 1 | 05/30/2024 09:10 | WG2295328 |
| Di-isopropyl ether | ND | | 0.00100 | 1 | 05/30/2024 09:10 | WG2295328 |
| Ethanol | ND | UJ R7 | 0.100 | 1 | 05/30/2024 09:10 | WG2295328 |
| Ethyl tert-butyl ether | ND | | 0.00100 | 1 | 05/30/2024 09:10 | WG2295328 |
| Methyl tert-butyl ether | ND | | 0.00100 | 1 | 05/30/2024 09:10 | WG2295328 |
| tert-Butyl alcohol | ND | | 0.00500 | 1 | 05/30/2024 09:10 | WG2295328 |
| tert-Amyl Methyl Ether | ND | | 0.00100 | 1 | 05/30/2024 09:10 | WG2295328 |
| *(S) Toluene-d8* | *109* | | *80.0-120* | | *05/30/2024 09:10* | WG2295328 |
| *(S) 4-Bromofluorobenzene* | *103* | | *77.0-126* | | *05/30/2024 09:10* | WG2295328 |
| *(S) 1,2-Dichloroethane-d4* | *105* | | *70.0-130* | | *05/30/2024 09:10* | WG2295328 |

Company Name/Address:
**Kinder Morgan - Rocklin, CA-AZ Work**

410 N.44th Street
Suite 1000
Phoenix. AZ 85008

Billing Information:
Accounts Payable- Alan Van Antwerp
9950 SAN DIEGO MISSION RD.
SAN DIEGO, CA 92108

Pres Chk

Report to: **Bob Forsberg**

Email To: bob.forsberg@arcadis-us.com;sascha.arnold@arcadis.com

Project Description: **KMEP Silvercroft Wash**

City/State Collected: TUCSON/AZ

Please Circle: PT (MT) CT ET

Phone: **602-438-0883**

Client Project # ~~30179444.01~~ 30207116

Lab Project # **KINARCPAZ-SILVERCROF**

Collected by (print): MS/SXA

Site/Facility ID # **SILVERCROFT WASH**

P.O. # **WD1046679**

Collected by (signature):

Immediately Packed on Ice N ___ Y X

***Rush?*** (Lab MUST Be Notified)
___ Same Day ___ Five Day
___ Next Day ___ 5 Day (Rad Only)
___ Two Day ___ 10 Day (Rad Only)
___ Three Day

Date Results Needed: STD TAT

Quote #

Analysis / Container / Preservative

| Sample ID | Comp/Grab | Matrix * | Depth | Date | Time | No. of Cntrs | *NO2,NO3,SO4 125mlHDPE-NoPres | EEM RSK175 40mlAmb HCl | HOLD - NO2+NO3 250mlHDPE-H2SO4 | TDS 1L-HDPE NoPres | Total Fe 6010 250mlHDPE-HNO3 | VOCs+OXYs 8260 40mlAmb-HCl | Remarks | Sample # (lab only) |
|---|---|---|---|---|---|---|---|---|---|---|---|---|---|---|
| WR-093A | GRAB | GW | — | 5-23-24 | 0730 | 9 | X | X | X | X | X | X | | -01 |
| WR-359A | GRAB | GW | 177 | 5-23-24 | 0415 | 18 | X | X | X | X | X | X | RUN MS/MSD | -02 |
| WR-359A DUP | GRAB | GW | 177 | 5-23-24 | 0925 | 9 | X | X | X | X | X | X | | -03 |
| | | GW | | | | | | | | | | | | |
| | | GW | | | | | | | | | | | | |
| | | GW | | | | | | | | | | | | |
| | | GW | | | | | | | | | | | | |
| | | GW | | | | | | | | | | | | |
| EB-4 | — | ~~AQ~~ GW | — | 5-23-24 | 0750 | 3 | | | | | | X | | -04 |
| TRIP BLANK | — | ~~AQ~~ GW | — | 5-23-24 | — | 1 | | | | | | X | | -05 |

* Matrix:
SS - Soil AIR - Air F - Filter
GW - Groundwater B - Bioassay
WW - WasteWater
DW - Drinking Water
OT - Other_____

**Remarks:*NO2,NO3 have a 48 hour holding time.**
COT wells

pH _____ Temp _____
Flow _____ Other _____

Samples returned via:
__ UPS __ FedEx __ Courier _____

Tracking #

Sample Receipt Checklist
COC Seal Present/Intact: __NP X Y __N
COC Signed/Accurate: X Y __N
Bottles arrive intact: X Y __N
Correct bottles used: X Y __N
Sufficient volume sent: X Y __N
If Applicable
VOA Zero Headspace: __Y __N
Preservation Correct/Checked: X Y __N
RAD Screen <0.5 mR/hr: X Y __N

| Relinquished by : (Signature) | Date: | Time: | Received by: (Signature) |
|---|---|---|---|
| | 5/23/24 | 1305 | |
| Relinquished by : (Signature) | Date: | Time: | Received by: (Signature) |
| | 5/23/24 | 1800 | SMA |
| Relinquished by : (Signature) | Date: | Time: | Received for lab by: (Signature) |
| | | | 05-24-24 0800 |

Trip Blank Received: Yes / No
1 HCL / MeoH TBR

Temp: 2.1+0.1=2.2 °C Bottles Received: 40

If ... PH-10BDH6021 TRC-23623... CR6-20221V ...ate/Time

Hold:

Condition: NCF / OK

Chain of Custody Page 1 of 1

Pace
PEOPLE ADVANCING SCIENCE

**MT JULIET, TN**
12065 Lebanon Rd Mount Juliet, TN 37122
Submitting a sample via this chain of custody constitutes acknowledgment and acceptance of the Pace Terms and Conditions found at: https://info.pacelabs.com/hubfs/pas-standard-terms.pdf

SDG # L740124
A010

Acctnum: **KINARCPAZ**
Template: **T190237**
Prelogin: **P1053889**
PM: **110 - Brian Ford**
PB:
Shipped Via:

## Gravimetric Analysis by Method 2540 C-2011

| Analyte | Result mg/l | Qualifier | RDL mg/l | Dilution | Analysis date / time | Batch |
|---|---|---|---|---|---|---|
| Dissolved Solids | 886 | | 20.0 | 1 | 05/30/2024 09:58 | WG2295071 |

## Wet Chemistry by Method 9056A

| Analyte | Result mg/l | Qualifier | RDL mg/l | Dilution | Analysis date / time | Batch |
|---|---|---|---|---|---|---|
| Nitrate | 4.19 J | H1 | 0.100 | 1 | 06/05/2024 02:04 | WG2292996 |
| Nitrite R | ~~ND~~ | ~~H1~~ | ~~0.100~~ | ~~1~~ | ~~06/05/2024 02:04~~ | ~~WG2292996~~ |
| Sulfate | 233 | | 25.0 | 5 | 06/10/2024 03:31 | WG2301271 |

## Metals (ICP) by Method 6010D

| Analyte | Result mg/l | Qualifier | RDL mg/l | Dilution | Analysis date / time | Batch |
|---|---|---|---|---|---|---|
| Iron | 0.359 | J | 0.100 | 1 | 06/03/2024 17:52 | WG2295548 |

## Volatile Organic Compounds (GC) by Method RSK175

| Analyte | Result mg/l | Qualifier | RDL mg/l | Dilution | Analysis date / time | Batch |
|---|---|---|---|---|---|---|
| Methane | ND | | 0.0100 | 1 | 06/01/2024 11:36 | WG2296081 |
| Ethane | ND | | 0.0130 | 1 | 06/01/2024 11:36 | WG2296081 |
| Ethene | ND | | 0.0130 | 1 | 06/01/2024 11:36 | WG2296081 |

## Volatile Organic Compounds (GC/MS) by Method 8260B

| Analyte | Result mg/l | Qualifier | RDL mg/l | Dilution | Analysis date / time | Batch |
|---|---|---|---|---|---|---|
| Acetone | ND | | 0.0500 | 1 | 06/01/2024 16:42 | WG2296678 |
| Acrylonitrile | ND UJ | ~~R7~~ | 0.0100 | 1 | 06/01/2024 16:42 | WG2296678 |
| Benzene | ND | | 0.00100 | 1 | 06/01/2024 16:42 | WG2296678 |
| Bromobenzene | ND | | 0.00100 | 1 | 06/01/2024 16:42 | WG2296678 |
| Bromochloromethane | ND | | 0.00100 | 1 | 06/01/2024 16:42 | WG2296678 |
| Bromodichloromethane | ND | | 0.00100 | 1 | 06/01/2024 16:42 | WG2296678 |
| Bromoform | ND | | 0.00100 | 1 | 06/01/2024 16:42 | WG2296678 |
| Bromomethane | ND | | 0.00500 | 1 | 06/01/2024 16:42 | WG2296678 |
| n-Butylbenzene | ND | | 0.00100 | 1 | 06/01/2024 16:42 | WG2296678 |
| sec-Butylbenzene | ND | | 0.00100 | 1 | 06/01/2024 16:42 | WG2296678 |
| tert-Butylbenzene | ND | | 0.00100 | 1 | 06/01/2024 16:42 | WG2296678 |
| Carbon tetrachloride | ND | | 0.00100 | 1 | 06/01/2024 16:42 | WG2296678 |
| Carbon disulfide | ND | | 0.00100 | 1 | 06/01/2024 16:42 | WG2296678 |
| Chlorobenzene | ND | | 0.00100 | 1 | 06/01/2024 16:42 | WG2296678 |
| Chlorodibromomethane | ND | | 0.00100 | 1 | 06/01/2024 16:42 | WG2296678 |
| Chloroethane | ND | | 0.00500 | 1 | 06/01/2024 16:42 | WG2296678 |
| Chloroform | ND | | 0.00500 | 1 | 06/01/2024 16:42 | WG2296678 |
| Chloromethane | ND | | 0.00250 | 1 | 06/01/2024 16:42 | WG2296678 |
| 1,2-Dibromo-3-Chloropropane | ND | | 0.00500 | 1 | 06/01/2024 16:42 | WG2296678 |
| 1,2-Dibromoethane | ND | | 0.00100 | 1 | 06/01/2024 16:42 | WG2296678 |
| Dibromomethane | ND | | 0.00100 | 1 | 06/01/2024 16:42 | WG2296678 |
| 1,2-Dichlorobenzene | ND | | 0.00100 | 1 | 06/01/2024 16:42 | WG2296678 |
| 1,3-Dichlorobenzene | ND | | 0.00100 | 1 | 06/01/2024 16:42 | WG2296678 |
| 1,4-Dichlorobenzene | ND | | 0.00100 | 1 | 06/01/2024 16:42 | WG2296678 |
| trans-1,4-Dichloro-2-butene | ND | | 0.00250 | 1 | 06/01/2024 16:42 | WG2296678 |
| Dichlorodifluoromethane | ND | | 0.00500 | 1 | 06/01/2024 16:42 | WG2296678 |
| 1,1-Dichloroethane | 0.00134 | | 0.00100 | 1 | 06/01/2024 16:42 | WG2296678 |
| 1,2-Dichloroethane | ND | | 0.00100 | 1 | 06/01/2024 16:42 | WG2296678 |
| 1,1-Dichloroethene | ND | | 0.00100 | 1 | 06/01/2024 16:42 | WG2296678 |
| cis-1,2-Dichloroethene | 0.00884 | | 0.00100 | 1 | 06/01/2024 16:42 | WG2296678 |

## Volatile Organic Compounds (GC/MS) by Method 8260B

| Analyte | Result mg/l | Qualifier | RDL mg/l | Dilution | Analysis date / time | Batch |
|---|---|---|---|---|---|---|
| trans-1,2-Dichloroethene | ND | | 0.00100 | 1 | 06/01/2024 16:42 | WG2296678 |
| 1,2-Dichloropropane | ND | | 0.00100 | 1 | 06/01/2024 16:42 | WG2296678 |
| cis-1,3-Dichloropropene | ND | | 0.00100 | 1 | 06/01/2024 16:42 | WG2296678 |
| trans-1,3-Dichloropropene | ND | | 0.00100 | 1 | 06/01/2024 16:42 | WG2296678 |
| Ethylbenzene | ND | | 0.00100 | 1 | 06/01/2024 16:42 | WG2296678 |
| Hexachloro-1,3-butadiene | ND | | 0.00100 | 1 | 06/01/2024 16:42 | WG2296678 |
| 2-Hexanone | ND | | 0.0100 | 1 | 06/01/2024 16:42 | WG2296678 |
| 2-Butanone (MEK) | ND | | 0.0100 | 1 | 06/01/2024 16:42 | WG2296678 |
| Iodomethane | ND | | 0.0100 | 1 | 06/01/2024 16:42 | WG2296678 |
| Methylene Chloride | ND | | 0.00500 | 1 | 06/01/2024 16:42 | WG2296678 |
| 4-Methyl-2-pentanone (MIBK) | ND | | 0.0100 | 1 | 06/01/2024 16:42 | WG2296678 |
| Naphthalene | ND | | 0.00500 | 1 | 06/01/2024 16:42 | WG2296678 |
| n-Propylbenzene | ND | | 0.00100 | 1 | 06/01/2024 16:42 | WG2296678 |
| Styrene | ND | | 0.00100 | 1 | 06/01/2024 16:42 | WG2296678 |
| 1,1,1,2-Tetrachloroethane | ND | | 0.00100 | 1 | 06/01/2024 16:42 | WG2296678 |
| 1,1,2,2-Tetrachloroethane | ND | | 0.00100 | 1 | 06/01/2024 16:42 | WG2296678 |
| 1,1,2-Trichlorotrifluoroethane | ND | | 0.00100 | 1 | 06/01/2024 16:42 | WG2296678 |
| Tetrachloroethene | 0.0743 | | 0.00500 | 5 | 06/02/2024 19:11 | WG2297167 |
| Toluene | ND | | 0.00100 | 1 | 06/01/2024 16:42 | WG2296678 |
| 1,2,4-Trichlorobenzene | ND | | 0.00100 | 1 | 06/01/2024 16:42 | WG2296678 |
| 1,1,1-Trichloroethane | ND | | 0.00100 | 1 | 06/01/2024 16:42 | WG2296678 |
| 1,1,2-Trichloroethane | ND | | 0.00100 | 1 | 06/01/2024 16:42 | WG2296678 |
| Trichloroethene | 0.0121 | | 0.00100 | 1 | 06/01/2024 16:42 | WG2296678 |
| Trichlorofluoromethane | ND | | 0.00500 | 1 | 06/01/2024 16:42 | WG2296678 |
| 1,2,3-Trichloropropane | ND | | 0.00250 | 1 | 06/01/2024 16:42 | WG2296678 |
| 1,2,4-Trimethylbenzene | ND | | 0.00100 | 1 | 06/01/2024 16:42 | WG2296678 |
| 1,3,5-Trimethylbenzene | ND | | 0.00100 | 1 | 06/01/2024 16:42 | WG2296678 |
| Vinyl acetate | ND | | 0.0100 | 1 | 06/01/2024 16:42 | WG2296678 |
| Vinyl chloride | ND | | 0.00100 | 1 | 06/01/2024 16:42 | WG2296678 |
| Xylenes, Total | ND | | 0.00300 | 1 | 06/01/2024 16:42 | WG2296678 |
| Di-isopropyl ether | ND | | 0.00100 | 1 | 06/01/2024 16:42 | WG2296678 |
| Ethanol | ND | UJ R7 | 0.100 | 1 | 06/01/2024 16:42 | WG2296678 |
| Ethyl tert-butyl ether | ND | | 0.00100 | 1 | 06/01/2024 16:42 | WG2296678 |
| Methyl tert-butyl ether | ND | | 0.00100 | 1 | 06/01/2024 16:42 | WG2296678 |
| tert-Butyl alcohol | ND | | 0.00500 | 1 | 06/01/2024 16:42 | WG2296678 |
| tert-Amyl Methyl Ether | ND | | 0.00100 | 1 | 06/01/2024 16:42 | WG2296678 |
| *(S) Toluene-d8* | *101* | | *80.0-120* | | *06/01/2024 16:42* | WG2296678 |
| *(S) Toluene-d8* | *99.4* | | *80.0-120* | | *06/02/2024 19:11* | WG2297167 |
| *(S) 4-Bromofluorobenzene* | *97.6* | | *77.0-126* | | *06/01/2024 16:42* | WG2296678 |
| *(S) 4-Bromofluorobenzene* | *106* | | *77.0-126* | | *06/02/2024 19:11* | WG2297167 |
| *(S) 1,2-Dichloroethane-d4* | *98.7* | | *70.0-130* | | *06/01/2024 16:42* | WG2296678 |
| *(S) 1,2-Dichloroethane-d4* | *116* | | *70.0-130* | | *06/02/2024 19:11* | WG2297167 |

## Gravimetric Analysis by Method 2540 C-2011

| Analyte | Result mg/l | Qualifier | RDL mg/l | Dilution | Analysis date / time | Batch |
|---|---|---|---|---|---|---|
| Dissolved Solids | 571 | | 13.3 | 1 | 05/30/2024 09:58 | WG2295071 |

## Wet Chemistry by Method 9056A

| Analyte | Result mg/l | Qualifier | RDL mg/l | Dilution | Analysis date / time | Batch |
|---|---|---|---|---|---|---|
| Nitrate | ND | | 0.100 | 1 | 05/25/2024 00:26 | WG2293006 |
| Nitrite | ND | | 0.100 | 1 | 05/25/2024 00:26 | WG2293006 |
| Sulfate | 91.8 | J M2 | 5.00 | 1 | 05/25/2024 00:26 | WG2293006 |

## Metals (ICP) by Method 6010D

| Analyte | Result mg/l | Qualifier | RDL mg/l | Dilution | Analysis date / time | Batch |
|---|---|---|---|---|---|---|
| Iron | 12.9 | J | 0.100 | 1 | 06/03/2024 16:26 | WG2295548 |

## Volatile Organic Compounds (GC) by Method RSK175

| Analyte | Result mg/l | Qualifier | RDL mg/l | Dilution | Analysis date / time | Batch |
|---|---|---|---|---|---|---|
| Methane | 0.843 | M3 | 0.0100 | 1 | 06/01/2024 11:39 | WG2296081 |
| Ethane | ND | | 0.0130 | 1 | 06/01/2024 11:39 | WG2296081 |
| Ethene | ND | | 0.0130 | 1 | 06/01/2024 11:39 | WG2296081 |

## Volatile Organic Compounds (GC/MS) by Method 8260B

| Analyte | Result mg/l | Qualifier | RDL mg/l | Dilution | Analysis date / time | Batch |
|---|---|---|---|---|---|---|
| Acetone | ND | | 5.00 | 100 | 06/01/2024 17:02 | WG2296678 |
| Acrylonitrile | ND | UJ | 1.00 | 100 | 06/01/2024 17:02 | WG2296678 |
| Benzene | ND | UJ R5 | 0.100 | 100 | 06/01/2024 17:02 | WG2296678 |
| Bromobenzene | ND | | 0.100 | 100 | 06/01/2024 17:02 | WG2296678 |
| Bromochloromethane | ND | | 0.100 | 100 | 06/01/2024 17:02 | WG2296678 |
| Bromodichloromethane | ND | | 0.100 | 100 | 06/01/2024 17:02 | WG2296678 |
| Bromoform | ND | | 0.100 | 100 | 06/01/2024 17:02 | WG2296678 |
| Bromomethane | ND | | 0.500 | 100 | 06/01/2024 17:02 | WG2296678 |
| n-Butylbenzene | ND | | 0.100 | 100 | 06/01/2024 17:02 | WG2296678 |
| sec-Butylbenzene | ND | | 0.100 | 100 | 06/01/2024 17:02 | WG2296678 |
| tert-Butylbenzene | ND | | 0.100 | 100 | 06/01/2024 17:02 | WG2296678 |
| Carbon tetrachloride | ND | | 0.100 | 100 | 06/01/2024 17:02 | WG2296678 |
| Carbon disulfide | ND | | 0.100 | 100 | 06/01/2024 17:02 | WG2296678 |
| Chlorobenzene | ND | UJ R5 | 0.100 | 100 | 06/01/2024 17:02 | WG2296678 |
| Chlorodibromomethane | ND | | 0.100 | 100 | 06/01/2024 17:02 | WG2296678 |
| Chloroethane | ND | | 0.500 | 100 | 06/01/2024 17:02 | WG2296678 |
| Chloroform | ND | | 0.500 | 100 | 06/01/2024 17:02 | WG2296678 |
| Chloromethane | ND | UJ R5 | 0.250 | 100 | 06/01/2024 17:02 | WG2296678 |
| 1,2-Dibromo-3-Chloropropane | ND | | 0.500 | 100 | 06/01/2024 17:02 | WG2296678 |
| 1,2-Dibromoethane | ND | | 0.100 | 100 | 06/01/2024 17:02 | WG2296678 |
| Dibromomethane | ND | | 0.100 | 100 | 06/01/2024 17:02 | WG2296678 |
| 1,2-Dichlorobenzene | ND | | 0.100 | 100 | 06/01/2024 17:02 | WG2296678 |
| 1,3-Dichlorobenzene | ND | | 0.100 | 100 | 06/01/2024 17:02 | WG2296678 |
| 1,4-Dichlorobenzene | ND | | 0.100 | 100 | 06/01/2024 17:02 | WG2296678 |
| trans-1,4-Dichloro-2-butene | ND | | 0.250 | 100 | 06/01/2024 17:02 | WG2296678 |
| Dichlorodifluoromethane | ND | | 0.500 | 100 | 06/01/2024 17:02 | WG2296678 |
| 1,1-Dichloroethane | ND | | 0.100 | 100 | 06/01/2024 17:02 | WG2296678 |
| 1,2-Dichloroethane | ND | | 0.100 | 100 | 06/01/2024 17:02 | WG2296678 |
| 1,1-Dichloroethene | ND | | 0.100 | 100 | 06/01/2024 17:02 | WG2296678 |
| cis-1,2-Dichloroethene | ND | | 0.100 | 100 | 06/01/2024 17:02 | WG2296678 |

## Volatile Organic Compounds (GC/MS) by Method 8260B

| Analyte | Result mg/l | Qualifier | RDL mg/l | Dilution | Analysis date / time | Batch |
|---|---|---|---|---|---|---|
| trans-1,2-Dichloroethene | ND | UJ R5 | 0.100 | 100 | 06/01/2024 17:02 | WG2296678 |
| 1,2-Dichloropropane | ND | UJ R5 | 0.100 | 100 | 06/01/2024 17:02 | WG2296678 |
| cis-1,3-Dichloropropene | ND | UJ R5 | 0.100 | 100 | 06/01/2024 17:02 | WG2296678 |
| trans-1,3-Dichloropropene | ND | | 0.100 | 100 | 06/01/2024 17:02 | WG2296678 |
| Ethylbenzene | ND | UJ R5 | 0.100 | 100 | 06/01/2024 17:02 | WG2296678 |
| Hexachloro-1,3-butadiene | ND | | 0.100 | 100 | 06/01/2024 17:02 | WG2296678 |
| 2-Hexanone | ND | | 1.00 | 100 | 06/01/2024 17:02 | WG2296678 |
| 2-Butanone (MEK) | ND | | 1.00 | 100 | 06/01/2024 17:02 | WG2296678 |
| Iodomethane | ND | | 1.00 | 100 | 06/01/2024 17:02 | WG2296678 |
| Methylene Chloride | ND | | 0.500 | 100 | 06/01/2024 17:02 | WG2296678 |
| 4-Methyl-2-pentanone (MIBK) | ND | | 1.00 | 100 | 06/01/2024 17:02 | WG2296678 |
| Naphthalene | ND | | 0.500 | 100 | 06/01/2024 17:02 | WG2296678 |
| n-Propylbenzene | ND | UJ R5 | 0.100 | 100 | 06/01/2024 17:02 | WG2296678 |
| Styrene | ND | UJ R5 | 0.100 | 100 | 06/01/2024 17:02 | WG2296678 |
| 1,1,1,2-Tetrachloroethane | ND | | 0.100 | 100 | 06/01/2024 17:02 | WG2296678 |
| 1,1,2,2-Tetrachloroethane | ND | | 0.100 | 100 | 06/01/2024 17:02 | WG2296678 |
| 1,1,2-Trichlorotrifluoroethane | ND | | 0.100 | 100 | 06/01/2024 17:02 | WG2296678 |
| Tetrachloroethene | ND | UJ R5 | 0.100 | 100 | 06/01/2024 17:02 | WG2296678 |
| Toluene | ND | UJ R5 | 0.100 | 100 | 06/01/2024 17:02 | WG2296678 |
| 1,2,4-Trichlorobenzene | ND | | 0.100 | 100 | 06/01/2024 17:02 | WG2296678 |
| 1,1,1-Trichloroethane | ND | UJ R5 | 0.100 | 100 | 06/01/2024 17:02 | WG2296678 |
| 1,1,2-Trichloroethane | ND | | 0.100 | 100 | 06/01/2024 17:02 | WG2296678 |
| Trichloroethene | ND | UJ R5 | 0.100 | 100 | 06/01/2024 17:02 | WG2296678 |
| Trichlorofluoromethane | ND | | 0.500 | 100 | 06/01/2024 17:02 | WG2296678 |
| 1,2,3-Trichloropropane | ND | | 0.250 | 100 | 06/01/2024 17:02 | WG2296678 |
| 1,2,4-Trimethylbenzene | ND | UJ R5 | 0.100 | 100 | 06/01/2024 17:02 | WG2296678 |
| 1,3,5-Trimethylbenzene | ND | UJ R5 | 0.100 | 100 | 06/01/2024 17:02 | WG2296678 |
| Vinyl acetate | ND | | 1.00 | 100 | 06/01/2024 17:02 | WG2296678 |
| Vinyl chloride | ND | UJ R5 | 0.100 | 100 | 06/01/2024 17:02 | WG2296678 |
| Xylenes, Total | ND | UJ R5 | 0.300 | 100 | 06/01/2024 17:02 | WG2296678 |
| Di-isopropyl ether | ND | | 0.100 | 100 | 06/01/2024 17:02 | WG2296678 |
| Ethanol | ND | UJ | 10.0 | 100 | 06/01/2024 17:02 | WG2296678 |
| Ethyl tert-butyl ether | ND | | 0.100 | 100 | 06/01/2024 17:02 | WG2296678 |
| Methyl tert-butyl ether | 0.185 | | 0.100 | 100 | 06/01/2024 17:02 | WG2296678 |
| tert-Butyl alcohol | 19.3 | J M3 | 0.500 | 100 | 06/01/2024 17:02 | WG2296678 |
| tert-Amyl Methyl Ether | ND | | 0.100 | 100 | 06/01/2024 17:02 | WG2296678 |
| *(S) Toluene-d8* | *104* | | *80.0-120* | | *06/01/2024 17:02* | WG2296678 |
| *(S) 4-Bromofluorobenzene* | *99.0* | | *77.0-126* | | *06/01/2024 17:02* | WG2296678 |
| *(S) 1,2-Dichloroethane-d4* | *95.7* | | *70.0-130* | | *06/01/2024 17:02* | WG2296678 |

## Gravimetric Analysis by Method 2540 C-2011

| Analyte | Result mg/l | Qualifier | RDL mg/l | Dilution | Analysis date / time | Batch |
|---|---|---|---|---|---|---|
| Dissolved Solids | 595 | | 10.0 | 1 | 05/30/2024 09:58 | WG2295071 |

## Wet Chemistry by Method 9056A

| Analyte | Result mg/l | Qualifier | RDL mg/l | Dilution | Analysis date / time | Batch |
|---|---|---|---|---|---|---|
| Nitrate | ND | | 0.100 | 1 | 05/25/2024 01:30 | WG2293006 |
| Nitrite | ND | | 0.100 | 1 | 05/25/2024 01:30 | WG2293006 |
| Sulfate | 88.8 | | 5.00 | 1 | 05/25/2024 01:30 | WG2293006 |

## Metals (ICP) by Method 6010D

| Analyte | Result mg/l | Qualifier | RDL mg/l | Dilution | Analysis date / time | Batch |
|---|---|---|---|---|---|---|
| Iron | 0.289 | J | 0.100 | 1 | 06/03/2024 17:55 | WG2295548 |

## Volatile Organic Compounds (GC) by Method RSK175

| Analyte | Result mg/l | Qualifier | RDL mg/l | Dilution | Analysis date / time | Batch |
|---|---|---|---|---|---|---|
| Methane | 0.721 | | 0.0100 | 1 | 06/01/2024 11:42 | WG2296081 |
| Ethane | ND | | 0.0130 | 1 | 06/01/2024 11:42 | WG2296081 |
| Ethene | ND | | 0.0130 | 1 | 06/01/2024 11:42 | WG2296081 |

## Volatile Organic Compounds (GC/MS) by Method 8260B

| Analyte | Result mg/l | Qualifier | RDL mg/l | Dilution | Analysis date / time | Batch |
|---|---|---|---|---|---|---|
| Acetone | ND | | 5.00 | 100 | 06/01/2024 17:22 | WG2296678 |
| Acrylonitrile | ND | UJ R7 | 1.00 | 100 | 06/01/2024 17:22 | WG2296678 |
| Benzene | ND | | 0.100 | 100 | 06/01/2024 17:22 | WG2296678 |
| Bromobenzene | ND | | 0.100 | 100 | 06/01/2024 17:22 | WG2296678 |
| Bromochloromethane | ND | | 0.100 | 100 | 06/01/2024 17:22 | WG2296678 |
| Bromodichloromethane | ND | | 0.100 | 100 | 06/01/2024 17:22 | WG2296678 |
| Bromoform | ND | | 0.100 | 100 | 06/01/2024 17:22 | WG2296678 |
| Bromomethane | ND | | 0.500 | 100 | 06/01/2024 17:22 | WG2296678 |
| n-Butylbenzene | ND | | 0.100 | 100 | 06/01/2024 17:22 | WG2296678 |
| sec-Butylbenzene | ND | | 0.100 | 100 | 06/01/2024 17:22 | WG2296678 |
| tert-Butylbenzene | ND | | 0.100 | 100 | 06/01/2024 17:22 | WG2296678 |
| Carbon tetrachloride | ND | | 0.100 | 100 | 06/01/2024 17:22 | WG2296678 |
| Carbon disulfide | ND | | 0.100 | 100 | 06/01/2024 17:22 | WG2296678 |
| Chlorobenzene | ND | | 0.100 | 100 | 06/01/2024 17:22 | WG2296678 |
| Chlorodibromomethane | ND | | 0.100 | 100 | 06/01/2024 17:22 | WG2296678 |
| Chloroethane | ND | | 0.500 | 100 | 06/01/2024 17:22 | WG2296678 |
| Chloroform | ND | | 0.500 | 100 | 06/01/2024 17:22 | WG2296678 |
| Chloromethane | ND | | 0.250 | 100 | 06/01/2024 17:22 | WG2296678 |
| 1,2-Dibromo-3-Chloropropane | ND | | 0.500 | 100 | 06/01/2024 17:22 | WG2296678 |
| 1,2-Dibromoethane | ND | | 0.100 | 100 | 06/01/2024 17:22 | WG2296678 |
| Dibromomethane | ND | | 0.100 | 100 | 06/01/2024 17:22 | WG2296678 |
| 1,2-Dichlorobenzene | ND | | 0.100 | 100 | 06/01/2024 17:22 | WG2296678 |
| 1,3-Dichlorobenzene | ND | | 0.100 | 100 | 06/01/2024 17:22 | WG2296678 |
| 1,4-Dichlorobenzene | ND | | 0.100 | 100 | 06/01/2024 17:22 | WG2296678 |
| trans-1,4-Dichloro-2-butene | ND | | 0.250 | 100 | 06/01/2024 17:22 | WG2296678 |
| Dichlorodifluoromethane | ND | | 0.500 | 100 | 06/01/2024 17:22 | WG2296678 |
| 1,1-Dichloroethane | ND | | 0.100 | 100 | 06/01/2024 17:22 | WG2296678 |
| 1,2-Dichloroethane | ND | | 0.100 | 100 | 06/01/2024 17:22 | WG2296678 |
| 1,1-Dichloroethene | ND | | 0.100 | 100 | 06/01/2024 17:22 | WG2296678 |
| cis-1,2-Dichloroethene | ND | | 0.100 | 100 | 06/01/2024 17:22 | WG2296678 |

## Volatile Organic Compounds (GC/MS) by Method 8260B

| Analyte | Result mg/l | Qualifier | RDL mg/l | Dilution | Analysis date / time | Batch |
|---|---|---|---|---|---|---|
| trans-1,2-Dichloroethene | ND | | 0.100 | 100 | 06/01/2024 17:22 | WG2296678 |
| 1,2-Dichloropropane | ND | | 0.100 | 100 | 06/01/2024 17:22 | WG2296678 |
| cis-1,3-Dichloropropene | ND | | 0.100 | 100 | 06/01/2024 17:22 | WG2296678 |
| trans-1,3-Dichloropropene | ND | | 0.100 | 100 | 06/01/2024 17:22 | WG2296678 |
| Ethylbenzene | ND | | 0.100 | 100 | 06/01/2024 17:22 | WG2296678 |
| Hexachloro-1,3-butadiene | ND | | 0.100 | 100 | 06/01/2024 17:22 | WG2296678 |
| 2-Hexanone | ND | | 1.00 | 100 | 06/01/2024 17:22 | WG2296678 |
| 2-Butanone (MEK) | ND | | 1.00 | 100 | 06/01/2024 17:22 | WG2296678 |
| Iodomethane | ND | | 1.00 | 100 | 06/01/2024 17:22 | WG2296678 |
| Methylene Chloride | ND | | 0.500 | 100 | 06/01/2024 17:22 | WG2296678 |
| 4-Methyl-2-pentanone (MIBK) | ND | | 1.00 | 100 | 06/01/2024 17:22 | WG2296678 |
| Naphthalene | ND | | 0.500 | 100 | 06/01/2024 17:22 | WG2296678 |
| n-Propylbenzene | ND | | 0.100 | 100 | 06/01/2024 17:22 | WG2296678 |
| Styrene | ND | | 0.100 | 100 | 06/01/2024 17:22 | WG2296678 |
| 1,1,1,2-Tetrachloroethane | ND | | 0.100 | 100 | 06/01/2024 17:22 | WG2296678 |
| 1,1,2,2-Tetrachloroethane | ND | | 0.100 | 100 | 06/01/2024 17:22 | WG2296678 |
| 1,1,2-Trichlorotrifluoroethane | ND | | 0.100 | 100 | 06/01/2024 17:22 | WG2296678 |
| Tetrachloroethene | ND | | 0.100 | 100 | 06/01/2024 17:22 | WG2296678 |
| Toluene | ND | | 0.100 | 100 | 06/01/2024 17:22 | WG2296678 |
| 1,2,4-Trichlorobenzene | ND | | 0.100 | 100 | 06/01/2024 17:22 | WG2296678 |
| 1,1,1-Trichloroethane | ND | | 0.100 | 100 | 06/01/2024 17:22 | WG2296678 |
| 1,1,2-Trichloroethane | ND | | 0.100 | 100 | 06/01/2024 17:22 | WG2296678 |
| Trichloroethene | ND | | 0.100 | 100 | 06/01/2024 17:22 | WG2296678 |
| Trichlorofluoromethane | ND | | 0.500 | 100 | 06/01/2024 17:22 | WG2296678 |
| 1,2,3-Trichloropropane | ND | | 0.250 | 100 | 06/01/2024 17:22 | WG2296678 |
| 1,2,4-Trimethylbenzene | ND | | 0.100 | 100 | 06/01/2024 17:22 | WG2296678 |
| 1,3,5-Trimethylbenzene | ND | | 0.100 | 100 | 06/01/2024 17:22 | WG2296678 |
| Vinyl acetate | ND | | 1.00 | 100 | 06/01/2024 17:22 | WG2296678 |
| Vinyl chloride | ND | | 0.100 | 100 | 06/01/2024 17:22 | WG2296678 |
| Xylenes, Total | ND | | 0.300 | 100 | 06/01/2024 17:22 | WG2296678 |
| Di-isopropyl ether | ND | | 0.100 | 100 | 06/01/2024 17:22 | WG2296678 |
| Ethanol | ND | UJ R7 | 10.0 | 100 | 06/01/2024 17:22 | WG2296678 |
| Ethyl tert-butyl ether | ND | | 0.100 | 100 | 06/01/2024 17:22 | WG2296678 |
| Methyl tert-butyl ether | 0.174 | | 0.100 | 100 | 06/01/2024 17:22 | WG2296678 |
| tert-Butyl alcohol | 19.1 | | 0.500 | 100 | 06/01/2024 17:22 | WG2296678 |
| tert-Amyl Methyl Ether | ND | | 0.100 | 100 | 06/01/2024 17:22 | WG2296678 |
| *(S) Toluene-d8* | *104* | | *80.0-120* | | *06/01/2024 17:22* | WG2296678 |
| *(S) 4-Bromofluorobenzene* | *98.7* | | *77.0-126* | | *06/01/2024 17:22* | WG2296678 |
| *(S) 1,2-Dichloroethane-d4* | *94.5* | | *70.0-130* | | *06/01/2024 17:22* | WG2296678 |

## Volatile Organic Compounds (GC/MS) by Method 8260B

| Analyte | Result mg/l | Qualifier | RDL mg/l | Dilution | Analysis date / time | Batch |
|---|---|---|---|---|---|---|
| Acetone | ND | | 0.0500 | 1 | 06/01/2024 11:30 | WG2296678 |
| Acrylonitrile | ND | UJ R7 | 0.0100 | 1 | 06/01/2024 11:30 | WG2296678 |
| Benzene | ND | | 0.00100 | 1 | 06/01/2024 11:30 | WG2296678 |
| Bromobenzene | ND | | 0.00100 | 1 | 06/01/2024 11:30 | WG2296678 |
| Bromochloromethane | ND | | 0.00100 | 1 | 06/01/2024 11:30 | WG2296678 |
| Bromodichloromethane | ND | | 0.00100 | 1 | 06/01/2024 11:30 | WG2296678 |
| Bromoform | ND | | 0.00100 | 1 | 06/01/2024 11:30 | WG2296678 |
| Bromomethane | ND | | 0.00500 | 1 | 06/01/2024 11:30 | WG2296678 |
| n-Butylbenzene | ND | | 0.00100 | 1 | 06/01/2024 11:30 | WG2296678 |
| sec-Butylbenzene | ND | | 0.00100 | 1 | 06/01/2024 11:30 | WG2296678 |
| tert-Butylbenzene | ND | | 0.00100 | 1 | 06/01/2024 11:30 | WG2296678 |
| Carbon tetrachloride | ND | | 0.00100 | 1 | 06/01/2024 11:30 | WG2296678 |
| Carbon disulfide | ND | | 0.00100 | 1 | 06/01/2024 11:30 | WG2296678 |
| Chlorobenzene | ND | | 0.00100 | 1 | 06/01/2024 11:30 | WG2296678 |
| Chlorodibromomethane | ND | | 0.00100 | 1 | 06/01/2024 11:30 | WG2296678 |
| Chloroethane | ND | | 0.00500 | 1 | 06/01/2024 11:30 | WG2296678 |
| Chloroform | ND | | 0.00500 | 1 | 06/01/2024 11:30 | WG2296678 |
| Chloromethane | ND | | 0.00250 | 1 | 06/01/2024 11:30 | WG2296678 |
| 1,2-Dibromo-3-Chloropropane | ND | | 0.00500 | 1 | 06/01/2024 11:30 | WG2296678 |
| 1,2-Dibromoethane | ND | | 0.00100 | 1 | 06/01/2024 11:30 | WG2296678 |
| Dibromomethane | ND | | 0.00100 | 1 | 06/01/2024 11:30 | WG2296678 |
| 1,2-Dichlorobenzene | ND | | 0.00100 | 1 | 06/01/2024 11:30 | WG2296678 |
| 1,3-Dichlorobenzene | ND | | 0.00100 | 1 | 06/01/2024 11:30 | WG2296678 |
| 1,4-Dichlorobenzene | ND | | 0.00100 | 1 | 06/01/2024 11:30 | WG2296678 |
| trans-1,4-Dichloro-2-butene | ND | | 0.00250 | 1 | 06/01/2024 11:30 | WG2296678 |
| Dichlorodifluoromethane | ND | | 0.00500 | 1 | 06/01/2024 11:30 | WG2296678 |
| 1,1-Dichloroethane | ND | | 0.00100 | 1 | 06/01/2024 11:30 | WG2296678 |
| 1,2-Dichloroethane | ND | | 0.00100 | 1 | 06/01/2024 11:30 | WG2296678 |
| 1,1-Dichloroethene | ND | | 0.00100 | 1 | 06/01/2024 11:30 | WG2296678 |
| cis-1,2-Dichloroethene | ND | | 0.00100 | 1 | 06/01/2024 11:30 | WG2296678 |
| trans-1,2-Dichloroethene | ND | | 0.00100 | 1 | 06/01/2024 11:30 | WG2296678 |
| 1,2-Dichloropropane | ND | | 0.00100 | 1 | 06/01/2024 11:30 | WG2296678 |
| cis-1,3-Dichloropropene | ND | | 0.00100 | 1 | 06/01/2024 11:30 | WG2296678 |
| trans-1,3-Dichloropropene | ND | | 0.00100 | 1 | 06/01/2024 11:30 | WG2296678 |
| Ethylbenzene | ND | | 0.00100 | 1 | 06/01/2024 11:30 | WG2296678 |
| Hexachloro-1,3-butadiene | ND | | 0.00100 | 1 | 06/01/2024 11:30 | WG2296678 |
| 2-Hexanone | ND | | 0.0100 | 1 | 06/01/2024 11:30 | WG2296678 |
| 2-Butanone (MEK) | ND | | 0.0100 | 1 | 06/01/2024 11:30 | WG2296678 |
| Iodomethane | ND | | 0.0100 | 1 | 06/01/2024 11:30 | WG2296678 |
| Methylene Chloride | ND | | 0.00500 | 1 | 06/01/2024 11:30 | WG2296678 |
| 4-Methyl-2-pentanone (MIBK) | ND | | 0.0100 | 1 | 06/01/2024 11:30 | WG2296678 |
| Naphthalene | ND | | 0.00500 | 1 | 06/01/2024 11:30 | WG2296678 |
| n-Propylbenzene | ND | | 0.00100 | 1 | 06/01/2024 11:30 | WG2296678 |
| Styrene | ND | | 0.00100 | 1 | 06/01/2024 11:30 | WG2296678 |
| 1,1,1,2-Tetrachloroethane | ND | | 0.00100 | 1 | 06/01/2024 11:30 | WG2296678 |
| 1,1,2,2-Tetrachloroethane | ND | | 0.00100 | 1 | 06/01/2024 11:30 | WG2296678 |
| 1,1,2-Trichlorotrifluoroethane | ND | | 0.00100 | 1 | 06/01/2024 11:30 | WG2296678 |
| Tetrachloroethene | ND | | 0.00100 | 1 | 06/01/2024 11:30 | WG2296678 |
| Toluene | ND | | 0.00100 | 1 | 06/01/2024 11:30 | WG2296678 |
| 1,2,4-Trichlorobenzene | ND | | 0.00100 | 1 | 06/01/2024 11:30 | WG2296678 |
| 1,1,1-Trichloroethane | ND | | 0.00100 | 1 | 06/01/2024 11:30 | WG2296678 |
| 1,1,2-Trichloroethane | ND | | 0.00100 | 1 | 06/01/2024 11:30 | WG2296678 |
| Trichloroethene | ND | | 0.00100 | 1 | 06/01/2024 11:30 | WG2296678 |
| Trichlorofluoromethane | ND | | 0.00500 | 1 | 06/01/2024 11:30 | WG2296678 |
| 1,2,3-Trichloropropane | ND | | 0.00250 | 1 | 06/01/2024 11:30 | WG2296678 |
| 1,2,4-Trimethylbenzene | ND | | 0.00100 | 1 | 06/01/2024 11:30 | WG2296678 |

## Volatile Organic Compounds (GC/MS) by Method 8260B

| Analyte | Result mg/l | Qualifier | RDL mg/l | Dilution | Analysis date / time | Batch |
|---|---|---|---|---|---|---|
| 1,3,5-Trimethylbenzene | ND | | 0.00100 | 1 | 06/01/2024 11:30 | WG2296678 |
| Vinyl acetate | ND | | 0.0100 | 1 | 06/01/2024 11:30 | WG2296678 |
| Vinyl chloride | ND | | 0.00100 | 1 | 06/01/2024 11:30 | WG2296678 |
| Xylenes, Total | ND | | 0.00300 | 1 | 06/01/2024 11:30 | WG2296678 |
| Di-isopropyl ether | ND | | 0.00100 | 1 | 06/01/2024 11:30 | WG2296678 |
| Ethanol | ND | UJ R7 | 0.100 | 1 | 06/01/2024 11:30 | WG2296678 |
| Ethyl tert-butyl ether | ND | | 0.00100 | 1 | 06/01/2024 11:30 | WG2296678 |
| Methyl tert-butyl ether | ND | | 0.00100 | 1 | 06/01/2024 11:30 | WG2296678 |
| tert-Butyl alcohol | ND | | 0.00500 | 1 | 06/01/2024 11:30 | WG2296678 |
| tert-Amyl Methyl Ether | ND | | 0.00100 | 1 | 06/01/2024 11:30 | WG2296678 |
| *(S) Toluene-d8* | *101* | | *80.0-120* | | *06/01/2024 11:30* | WG2296678 |
| *(S) 4-Bromofluorobenzene* | *103* | | *77.0-126* | | *06/01/2024 11:30* | WG2296678 |
| *(S) 1,2-Dichloroethane-d4* | *95.6* | | *70.0-130* | | *06/01/2024 11:30* | WG2296678 |

## Volatile Organic Compounds (GC/MS) by Method 8260B

| Analyte | Result mg/l | Qualifier | RDL mg/l | Dilution | Analysis date / time | Batch |
|---|---|---|---|---|---|---|
| Acetone | ND | | 0.0500 | 1 | 06/01/2024 11:49 | WG2296678 |
| Acrylonitrile | ND | UJ R7 | 0.0100 | 1 | 06/01/2024 11:49 | WG2296678 |
| Benzene | ND | | 0.00100 | 1 | 06/01/2024 11:49 | WG2296678 |
| Bromobenzene | ND | | 0.00100 | 1 | 06/01/2024 11:49 | WG2296678 |
| Bromochloromethane | ND | | 0.00100 | 1 | 06/01/2024 11:49 | WG2296678 |
| Bromodichloromethane | ND | | 0.00100 | 1 | 06/01/2024 11:49 | WG2296678 |
| Bromoform | ND | | 0.00100 | 1 | 06/01/2024 11:49 | WG2296678 |
| Bromomethane | ND | | 0.00500 | 1 | 06/01/2024 11:49 | WG2296678 |
| n-Butylbenzene | ND | | 0.00100 | 1 | 06/01/2024 11:49 | WG2296678 |
| sec-Butylbenzene | ND | | 0.00100 | 1 | 06/01/2024 11:49 | WG2296678 |
| tert-Butylbenzene | ND | | 0.00100 | 1 | 06/01/2024 11:49 | WG2296678 |
| Carbon tetrachloride | ND | | 0.00100 | 1 | 06/01/2024 11:49 | WG2296678 |
| Carbon disulfide | ND | | 0.00100 | 1 | 06/01/2024 11:49 | WG2296678 |
| Chlorobenzene | ND | | 0.00100 | 1 | 06/01/2024 11:49 | WG2296678 |
| Chlorodibromomethane | ND | | 0.00100 | 1 | 06/01/2024 11:49 | WG2296678 |
| Chloroethane | ND | | 0.00500 | 1 | 06/01/2024 11:49 | WG2296678 |
| Chloroform | ND | | 0.00500 | 1 | 06/01/2024 11:49 | WG2296678 |
| Chloromethane | ND | | 0.00250 | 1 | 06/01/2024 11:49 | WG2296678 |
| 1,2-Dibromo-3-Chloropropane | ND | | 0.00500 | 1 | 06/01/2024 11:49 | WG2296678 |
| 1,2-Dibromoethane | ND | | 0.00100 | 1 | 06/01/2024 11:49 | WG2296678 |
| Dibromomethane | ND | | 0.00100 | 1 | 06/01/2024 11:49 | WG2296678 |
| 1,2-Dichlorobenzene | ND | | 0.00100 | 1 | 06/01/2024 11:49 | WG2296678 |
| 1,3-Dichlorobenzene | ND | | 0.00100 | 1 | 06/01/2024 11:49 | WG2296678 |
| 1,4-Dichlorobenzene | ND | | 0.00100 | 1 | 06/01/2024 11:49 | WG2296678 |
| trans-1,4-Dichloro-2-butene | ND | | 0.00250 | 1 | 06/01/2024 11:49 | WG2296678 |
| Dichlorodifluoromethane | ND | | 0.00500 | 1 | 06/01/2024 11:49 | WG2296678 |
| 1,1-Dichloroethane | ND | | 0.00100 | 1 | 06/01/2024 11:49 | WG2296678 |
| 1,2-Dichloroethane | ND | | 0.00100 | 1 | 06/01/2024 11:49 | WG2296678 |
| 1,1-Dichloroethene | ND | | 0.00100 | 1 | 06/01/2024 11:49 | WG2296678 |
| cis-1,2-Dichloroethene | ND | | 0.00100 | 1 | 06/01/2024 11:49 | WG2296678 |
| trans-1,2-Dichloroethene | ND | | 0.00100 | 1 | 06/01/2024 11:49 | WG2296678 |
| 1,2-Dichloropropane | ND | | 0.00100 | 1 | 06/01/2024 11:49 | WG2296678 |
| cis-1,3-Dichloropropene | ND | | 0.00100 | 1 | 06/01/2024 11:49 | WG2296678 |
| trans-1,3-Dichloropropene | ND | | 0.00100 | 1 | 06/01/2024 11:49 | WG2296678 |
| Ethylbenzene | ND | | 0.00100 | 1 | 06/01/2024 11:49 | WG2296678 |
| Hexachloro-1,3-butadiene | ND | | 0.00100 | 1 | 06/01/2024 11:49 | WG2296678 |
| 2-Hexanone | ND | | 0.0100 | 1 | 06/01/2024 11:49 | WG2296678 |
| 2-Butanone (MEK) | ND | | 0.0100 | 1 | 06/01/2024 11:49 | WG2296678 |
| Iodomethane | ND | | 0.0100 | 1 | 06/01/2024 11:49 | WG2296678 |
| Methylene Chloride | ND | | 0.00500 | 1 | 06/01/2024 11:49 | WG2296678 |
| 4-Methyl-2-pentanone (MIBK) | ND | | 0.0100 | 1 | 06/01/2024 11:49 | WG2296678 |
| Naphthalene | ND | | 0.00500 | 1 | 06/01/2024 11:49 | WG2296678 |
| n-Propylbenzene | ND | | 0.00100 | 1 | 06/01/2024 11:49 | WG2296678 |
| Styrene | ND | | 0.00100 | 1 | 06/01/2024 11:49 | WG2296678 |
| 1,1,1,2-Tetrachloroethane | ND | | 0.00100 | 1 | 06/01/2024 11:49 | WG2296678 |
| 1,1,2,2-Tetrachloroethane | ND | | 0.00100 | 1 | 06/01/2024 11:49 | WG2296678 |
| 1,1,2-Trichlorotrifluoroethane | ND | | 0.00100 | 1 | 06/01/2024 11:49 | WG2296678 |
| Tetrachloroethene | ND | | 0.00100 | 1 | 06/01/2024 11:49 | WG2296678 |
| Toluene | ND | | 0.00100 | 1 | 06/01/2024 11:49 | WG2296678 |
| 1,2,4-Trichlorobenzene | ND | | 0.00100 | 1 | 06/01/2024 11:49 | WG2296678 |
| 1,1,1-Trichloroethane | ND | | 0.00100 | 1 | 06/01/2024 11:49 | WG2296678 |
| 1,1,2-Trichloroethane | ND | | 0.00100 | 1 | 06/01/2024 11:49 | WG2296678 |
| Trichloroethene | ND | | 0.00100 | 1 | 06/01/2024 11:49 | WG2296678 |
| Trichlorofluoromethane | ND | | 0.00500 | 1 | 06/01/2024 11:49 | WG2296678 |
| 1,2,3-Trichloropropane | ND | | 0.00250 | 1 | 06/01/2024 11:49 | WG2296678 |
| 1,2,4-Trimethylbenzene | ND | | 0.00100 | 1 | 06/01/2024 11:49 | WG2296678 |

## Volatile Organic Compounds (GC/MS) by Method 8260B

| Analyte | Result mg/l | Qualifier | RDL mg/l | Dilution | Analysis date / time | Batch |
|---|---|---|---|---|---|---|
| 1,3,5-Trimethylbenzene | ND | | 0.00100 | 1 | 06/01/2024 11:49 | WG2296678 |
| Vinyl acetate | ND | | 0.0100 | 1 | 06/01/2024 11:49 | WG2296678 |
| Vinyl chloride | ND | | 0.00100 | 1 | 06/01/2024 11:49 | WG2296678 |
| Xylenes, Total | ND | | 0.00300 | 1 | 06/01/2024 11:49 | WG2296678 |
| Di-isopropyl ether | ND | | 0.00100 | 1 | 06/01/2024 11:49 | WG2296678 |
| Ethanol | ND | UJ R7 | 0.100 | 1 | 06/01/2024 11:49 | WG2296678 |
| Ethyl tert-butyl ether | ND | | 0.00100 | 1 | 06/01/2024 11:49 | WG2296678 |
| Methyl tert-butyl ether | ND | | 0.00100 | 1 | 06/01/2024 11:49 | WG2296678 |
| tert-Butyl alcohol | ND | | 0.00500 | 1 | 06/01/2024 11:49 | WG2296678 |
| tert-Amyl Methyl Ether | ND | | 0.00100 | 1 | 06/01/2024 11:49 | WG2296678 |
| *(S) Toluene-d8* | *100* | | *80.0-120* | | *06/01/2024 11:49* | WG2296678 |
| *(S) 4-Bromofluorobenzene* | *102* | | *77.0-126* | | *06/01/2024 11:49* | WG2296678 |
| *(S) 1,2-Dichloroethane-d4* | *95.6* | | *70.0-130* | | *06/01/2024 11:49* | WG2296678 |

Arcadis U.S., Inc.
426 N. 44th Street, Suite 340
Phoenix
Arizona 85008
Phone: 602 438 0883
Fax: 602 438 0102
www.arcadis.com