




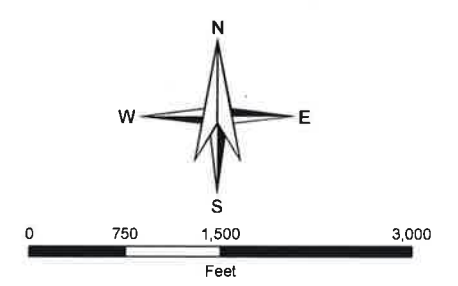
G:\38712 ASARCO_Hayden\Global\GIS\MapProjects\2015_09\Section 1_2\38712_005_1_2_KeyFeatures.mxd



LEGEND

-  THALWEG (APPROXIMATE)
-  HIGHWAY
-  RAILROAD

NOTES:
1. ALL LOCATIONS AND DIMENSIONS ARE APPROXIMATE.



HALEY ALDRICH

ASARCO LLC
HAYDEN, ARIZONA



KEY FEATURES OF HAYDEN OPERATIONS AND VICINITY

NOVEMBER 2015

FIGURE 1.2

Google