



Energy Fuels Resources (USA) Inc.
225 Union Blvd. Suite 600
Lakewood, CO, US, 80228
303 974 2140
www.energyfuels.com

February 17, 2025

VIA PDF AND FEDERAL EXPRESS

Daniel Czecholinski, Director
Division of Air Quality
Arizona Department of Environmental Quality
Technical Services Unit
1110 West Washington Street
Phoenix, AZ 85007

**Subject: Energy Fuels Resources (USA) Inc. Pinyon Plain Mine 4th Quarter 2024
Environmental Gamma Monitoring Results –Air Quality Class II Permit No.
88788**

Dear Mr. Czecholinski:

Attached please find the Environmental Gamma Monitoring Results for the Pinyon Plain Mine for 4th Quarter 2024. The Environmental Gamma Monitoring Results are required by Section II.B.1.b of Attachment D to the Arizona Department of Environmental Quality (“ADEQ”) Air Quality Class II Permit No. 88788 (the “Permit”) for the Pinyon Plain Mine. Also attached is a certification signature as required by VIII of Attachment A to the Permit.

If you have any questions or comments, please do not hesitate to contact me at 303-389-4131.

Yours very truly,

A handwritten signature in blue ink that reads 'Jordan App'.

ENERGY FUELS RESOURCES (USA) INC.
Jordan App
Environmental Scientist

cc: Scott Bakken
Barb Bechstein
Travis Chiotti
Matt Germansen
Chris Greb
Nick Martin
Tyler Martin
Kathy Weinel

**ENVIRONMENTAL GAMMA MONITORING REPORT
FOR 4th QUARTER 2024**

ENERGY FUELS RESOURCES (USA) INC.



**PINYON PLAIN MINE
6.5 MILES SOUTHEAST OF TUSAYAN
COCONINO COUNTY, ARIZONA**

February 17, 2025

**PREPARED BY:
Energy Fuels Resources (USA) Inc.
225 Union Boulevard, Ste. 600
Lakewood, Colorado 80228**

Contents

1.0 Introduction 1

2.0 Radiation Monitoring Activities 1

3.0 Trigger Levels..... 2

4.0 Analysis of Findings 2

5.0 Certification..... 3

Appendices

Appendix A Pinyon Plain OSL (Badge) Results

FIGURES

Figure 1 Sampling and Monitoring Location Map

**Pinyon Plain Mine
Air Quality Control Permit No. 88788**

1.0 Introduction

The Pinyon Plain Mine (the “Mine”) is an underground uranium mine, operated by Energy Fuels Resources (USA) Inc. (“EFRI”). The Mine is located 6.5 miles southeast of Tusayan in Coconino County, Arizona. The Mine is capable of producing a maximum of 109,500 tons per year of uranium ore. Ore is hauled to the White Mesa Mill (the “Mill”), near Blanding, Utah for processing. No ore processing occurs on site when operating. The site contains a mine shaft, ventilation shaft, office building, head-frame and associated hoist and maintenance building, septic vault, ore stockpiles, development rock stockpiles, topsoil stockpiles, other facilities associated with the mine operation and a lined non-stormwater impoundment. The location of the Mine is shown on Figure 1.

Pursuant to Attachment D, Section II.A of the Arizona Department of Environmental Quality (ADEQ”) Air Quality Control Permit, Number 88788 (the “Permit”), EFRI is required to conduct soil and gamma monitoring at six locations outside of the mine site. The locations are shown on Figure 1. The frequency of monitoring is described in Section 2 below.

This report presents the gamma monitoring results for the Mine as required by the Permit and as described below.

2.0 Radiation Monitoring Activities

Pursuant to the current Permit, approved on October 20, 2021, soil and passive gamma monitoring are required to be conducted in accordance with the ADEQ-approved standard Operating Procedures (“SOPs”) included as Appendices 2 and 3 of the Permit. Attachment D, Section II.B.1.b requires that Optically Stimulated Luminescence (“OSL”) monitors for passive gamma be collected on a calendar quarter basis. Attachment D, Section II.B.2.b requires that soil samples be collected within 60 days of Permit issuance and subsequent samples be collected quarterly for one year and annually thereafter. Reporting of both soil and gamma data are required within 30 days of data receipt.

Soil data will be reported under separate cover in a later quarter within 30 days of data receipt in accordance with the Permit requirements.

3.0 Trigger Levels

Attachment D, Section II.B.3.c specifies Initial Action Trigger Levels (“trigger levels”) for uranium and radium-226 concentrations in soil and passive gamma. The ADEQ-approved trigger levels were developed as described in the ADEQ Technical Review and Evaluation of Application for Air Quality Significant Revision and in the report entitled *Development of the Proposed Trigger Levels for Energy Fuel’s Arizona Mines*.

The trigger level for passive gamma is 50 $\mu\text{R/hr}$. (7.8 mrem/week). The passive gamma results reported herein were compared to this trigger level.

4.0 Analysis of Findings

Passive gamma results are included in Appendix A.

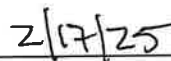
The passive gamma results for Q4 2024 are below the trigger levels specified in the Permit. No additional reporting as contemplated in Attachment D, Section II.B.3.c and Section II.B.3.d is required.

Pinyon Plain Air Quality Control
Permit No. 88788
Feb. 17, 2025

5.0 Certification

**ENERGY FUELS RESOURCES (USA) INC.
PINYON PLAIN MINE, AIR QUALITY CONTROL PERMIT NUMBER 88788
CERTIFICATION OF TRUTH, ACCURACY AND COMPLETENESS**

Based on information and belief formed after reasonable inquiry, the statements and information in the foregoing document are true, accurate, and complete.



Signature of Responsible Official
Scott Bakken
Vice President, Regulatory Affairs

Date

APPENDIX A
PINYON PLAIN OSL (BADGE) RESULTS

Badge 66 - Pinyon Plain - South Badge

Quarter	Badge Number	Location	Date Issued	Date Returned	Total Days Badge Deployed	Mean Ambient Dose Equivalent	mRem / Week	mRem/wk* time
2013								
First Quarter 2013	66	Pinyon Plain Site	12/31/2012	3/28/2013	87	34.0	2.74	238.00
Second Quarter 2013	66	Pinyon Plain Site	3/28/2013	6/26/2013	90	36.3	2.82	254.10
Third Quarter 2013	66	Pinyon Plain Site	6/26/2013	9/30/2013	96	40.1	2.92	280.70
Fourth Quarter 2013	66	Pinyon Plain Site	9/30/2013	1/2/2014	94	37.5	2.79	262.50
				Sum	367			1035.30
				Time weighted average				2.82
2014								
First Quarter 2014	66	Pinyon Plain Site	1/2/2014	3/27/2014	84	36.3	3.03	254.52
Second Quarter 2014	66	Pinyon Plain Site	3/27/2014	6/27/2014	92	42.7	3.25	299.00
Third Quarter 2014	66	Pinyon Plain Site	6/27/2014	9/25/2014	90	49.4	3.82	343.80
Fourth Quarter 2014	66	Pinyon Plain Site	9/25/2014	1/2/2015	99	41.9	2.96	293.04
				Sum	365			1190.36
				Time weighted average				3.26
2015								
First Quarter 2015	66	Pinyon Plain Site	1/2/2015	4/1/2015	89	35.2	2.77	246.53
Second Quarter 2015	66	Pinyon Plain Site	4/1/2015	7/1/2015	91	38.1	2.93	266.63
Third Quarter 2015	66	Pinyon Plain Site	7/1/2015	9/25/2015	86	38.9	3.17	272.62
Fourth Quarter 2015	66	Pinyon Plain Site	9/25/2015	1/7/2016	104	42.4	2.85	296.40
				Sum	370			1082.18
				Time weighted average				2.92
2016								
First Quarter 2016	66	Pinyon Plain Site	1/7/2016	3/31/2016	86	51.0	4.15	356.90
Second Quarter 2016	66	Pinyon Plain Site	3/31/2016	7/7/2016	98	41.8	2.99	293.02
Third Quarter 2016	66	Pinyon Plain Site	7/7/2016	10/10/2016	95	45.5	3.35	318.25
Fourth Quarter 2016	66	Pinyon Plain Site	10/10/2016	1/3/2017	85	42.1	3.52	299.20
				Sum	364			1267.37
				Time weighted average				3.48

Badge 66 - Pinyon Plain - South Badge

Quarter	Badge Number	Location	Date Issued	Date Returned	Total Days Badge Deployed	Mean Ambient Dose		mRem / Week	mRem/wk* time
						Equivalent	Equivalent		
2017									
First Quarter 2017	66	Pinyon Plain Site	1/3/2017	4/10/2017	97	36.6	2.64	256.08	
Second Quarter 2017	66	Pinyon Plain Site	4/10/2017	7/6/2017	87	35.0	2.82	245.34	
Third Quarter 2017	66	Pinyon Plain Site	7/6/2017	10/3/2017	89	34.4	2.71	241.19	
Fourth Quarter 2017	66	Pinyon Plain Site	10/3/2017	1/3/2018	92	37.9	2.88	264.96	
			Sum		365			1007.57	
			Time weighted average					2.76	
2018									
First Quarter 2018	66	Pinyon Plain Site	1/3/2018	4/3/2018	90	36.2	2.82	253.80	
Second Quarter 2018	66	Pinyon Plain Site	4/3/2018	7/15/2018	103	41.6	2.83	291.49	
Third Quarter 2018	66	Pinyon Plain Site	7/15/2018	10/11/2018	88	35.2	2.80	246.4	
Fourth Quarter 2018	66	Pinyon Plain Site	10/11/2018	1/11/2019	92	39.5	3.01	276.92	
			Sum		373			1068.61	
			Time weighted average					2.86	
2019									
First Quarter 2019	66	Pinyon Plain Site	1/11/2019	4/2/2019	81	27.1	2.34	189.54	
Second Quarter 2019	66	Pinyon Plain Site	4/2/2019	7/8/2019	97	39.8	2.87	278.39	
Third Quarter 2019	66	Pinyon Plain Site	7/8/2019	10/9/2019	93	37	2.78	258.54	
Fourth Quarter 2019	66	Pinyon Plain Site	10/9/2019	1/8/2020	91	40.5	3.12	283.92	
			Sum		362			1010.39	
			Time weighted average					2.79	
2020									
First Quarter 2020	66	Pinyon Plain Site	1/8/2020	4/6/2020	89	32.7	2.57	228.73	
Second Quarter 2020	66	Pinyon Plain Site	4/6/2020	7/7/2020	92	94.1	7.16	658.72	
Third Quarter 2020	66	Pinyon Plain Site	7/7/2020	10/8/2020	93	39.7	2.99	278.07	
Fourth Quarter 2020	66	Pinyon Plain Site	10/8/2020	1/7/2021	91	36.8	2.83	257.53	
			Sum		365			1423.05	
			Time weighted average					3.90	

Badge 66 - Pinyon Plain - South Badge

Quarter	Badge Number	Location	Date Issued	Date Returned	Total Days		Mean Ambient		mRem / Week	mRem/wk* time
					Badge Deployed	Dose Equivalent				
2021										
First Quarter 2021	66	Pinyon Plain Site	1/7/2021	4/8/2021	91	36.1	2.78	252.98		
Second Quarter 2021	66	Pinyon Plain Site	4/8/2021	7/7/2021	90	34.6	2.69	242.1		
Third Quarter 2021	66	Pinyon Plain Site	7/7/2021	10/6/2021	91	26.4	2.03	184.73		
Fourth Quarter 2021	66	Pinyon Plain Site	10/6/2021	1/5/2022	91	37.7	2.90	263.9		
				Sum	363			943.71		2.60
				Time weighted average						
2022										
First Quarter 2022	66	Pinyon Plain Site	1/5/2022	4/13/2022	98	39.5	2.82	276.50		
Second Quarter 2022	66	Pinyon Plain Site	4/13/2022	7/11/2022	89	37.9	2.98	265.22		
Third Quarter 2022	66	Pinyon Plain Site	7/11/2022	10/3/2022	84	31.2	2.60	218.4		
Fourth Quarter 2022	66	Pinyon Plain Site	10/3/2022	1/4/2023	93	29.8	2.24	208.32		
				Sum	364			968.44		2.66
				Time weighted average						
2023										
First Quarter 2023	66	Pinyon Plain Site	1/4/2023	4/5/2023	91	32.9	2.53	230.30		
Second Quarter 2023	66	Pinyon Plain Site	4/5/2023	7/6/2023	92	34.9	2.66	244.72		
Third Quarter 2023	66	Pinyon Plain Site	7/6/2023	10/6/2023	92	37.4	2.85	262.20		
Fourth Quarter 2023	66	Pinyon Plain Site	10/6/2023	1/3/2024	89	34.5	2.71	241.50		
				Sum	364			978.72		2.69
				Time weighted average						
2024										
First Quarter 2024	66	Pinyon Plain Site	1/3/2024	4/8/2024	96	35.9	2.62	251.30		
Second Quarter 2024	66	Pinyon Plain Site	4/8/2024	7/10/2024	93	43.4	3.27	303.80		
Third Quarter 2024	66	Pinyon Plain Site	7/10/2024	10/9/2024	91	45.7	3.52	319.90		
Fourth Quarter 2024	66	Pinyon Plain Site	10/9/2024	1/9/2025	92	44.1	3.36	308.70		
				Sum	372			1183.70		3.18
				Time weighted average						

Badge 67 - Pinyon Plain - West Badge

Quarter	Badge Number	Location	Date Issued	Date Returned	Total Days Badge Deployed	Mean Ambient Dose Equivalent	mRem / Week	mRem/wk* time
2013								
First Quarter 2013	67	Pinyon Plain Site	12/31/2012	3/28/2013	87	34.5	2.78	241.50
Second Quarter 2013	67	Pinyon Plain Site	3/28/2013	6/26/2013	90	35.1	2.73	245.70
Third Quarter 2013	67	Pinyon Plain Site	6/26/2013	9/30/2013	96	40.2	2.93	281.40
Fourth Quarter 2013	67	Pinyon Plain Site	9/30/2013	1/2/2014	94	36.4	2.71	254.80
				Sum	367			1023.40
				Time weighted average				2.79
2014								
First Quarter 2014	67	Pinyon Plain Site	1/2/2014	3/27/2014	84	35.7	2.98	250.32
Second Quarter 2014	67	Pinyon Plain Site	3/27/2014	6/27/2014	92	43.1	3.28	301.76
Third Quarter 2014	67	Pinyon Plain Site	6/27/2014	9/25/2014	90	54.1	4.21	378.90
Fourth Quarter 2014	67	Pinyon Plain Site	9/25/2014	1/2/2015	99	45.5	3.22	318.78
				Sum	365			1249.76
				Time weighted average				3.42
2015								
First Quarter 2015	67	Pinyon Plain Site	1/2/2015	4/1/2015	89	36.8	2.89	257.21
Second Quarter 2015	67	Pinyon Plain Site	4/1/2015	7/1/2015	91	40.9	3.15	286.65
Third Quarter 2015	67	Pinyon Plain Site	7/1/2015	9/25/2015	86	38.0	3.09	265.74
Fourth Quarter 2015	67	Pinyon Plain Site	9/25/2015	1/7/2016	104	43.2	2.91	302.64
				Sum	370			1112.24
				Time weighted average				3.01
2016								
First Quarter 2016	67	Pinyon Plain Site	1/7/2016	3/31/2016	86	53.4	4.35	374.10
Second Quarter 2016	67	Pinyon Plain Site	3/31/2016	7/1/2016	98	44.1	3.15	308.70
Third Quarter 2016	67	Pinyon Plain Site	7/7/2016	10/10/2016	95	49.2	3.63	344.85
Fourth Quarter 2016	67	Pinyon Plain Site	10/10/2016	1/3/2017	85	42.6	3.51	298.35
				Sum	364			1326.00
				Time weighted average				3.64

Badge 67 - Pinyon Plain - West Badge

Quarter	Badge Number	Location	Date Issued	Date Returned	Total Days Badge Deployed	Mean Ambient Dose Equivalent	mRem / Week	mRem/wk* time
2017								
First Quarter 2017	67	Pinyon Plain Site	1/3/2017	4/10/2017	97	37.4	2.70	261.90
Second Quarter 2017	67	Pinyon Plain Site	4/10/2017	7/6/2017	87	36.8	2.96	257.52
Third Quarter 2017	67	Pinyon Plain Site	7/6/2017	10/3/2017	89	38.0	2.99	266.11
Fourth Quarter 2017	67	Pinyon Plain Site	10/3/2017	1/3/2018	92	37.3	2.84	261.28
				Sum	365			1046.81
				Time weighted average				2.87
2018								
First Quarter 2018	67	Pinyon Plain Site	1/3/2018	4/3/2018	90	38.9	3.03	272.70
Second Quarter 2018	67	Pinyon Plain Site	4/3/2018	7/15/2018	103	48.8	3.32	341.96
Third Quarter 2018	67	Pinyon Plain Site	7/15/2018	10/11/2018	88	38.8	3.09	271.92
Fourth Quarter 2018	67	Pinyon Plain Site	10/11/2018	1/11/2019	92	38.9	2.96	272.32
				Sum	373			1158.90
				Time weighted average				3.11
2019								
First Quarter 2019	67	Pinyon Plain Site	1/11/2019	4/2/2019	81	28	2.42	196.02
Second Quarter 2019	67	Pinyon Plain Site	4/2/2019	7/8/2019	97	40.1	2.89	280.33
Third Quarter 2019	67	Pinyon Plain Site	7/8/2019	10/9/2019	93	39.6	2.98	277.14
Fourth Quarter 2019	67	Pinyon Plain Site	10/9/2019	1/8/2020	91	38.3	2.95	268.45
				Sum	362			1021.94
				Time weighted average				2.82
2020								
First Quarter 2020	67	Pinyon Plain Site	1/8/2020	4/6/2020	89	37.2	2.93	260.77
Second Quarter 2020	67	Pinyon Plain Site	4/6/2020	7/1/2020	92	85.5	6.51	598.92
Third Quarter 2020	67	Pinyon Plain Site	7/7/2020	10/8/2020	93	39.4	2.97	276.21
Fourth Quarter 2020	67	Pinyon Plain Site	10/8/2020	1/7/2021	91	36.7	2.82	256.62
				Sum	365			1392.52
				Time weighted average				3.82

Badge 67 - Pinyon Plain - West Badge

Quarter	Badge Number	Location	Date Issued	Date Returned	Total Days Badge Deployed	Mean Ambient Dose Equivalent	mRem / Week	mRem/wk* time
2021								
First Quarter 2021	67	Pinyon Plain Site	1/7/2021	4/8/2021	91	40.4	3.11	283.01
Second Quarter 2021	67	Pinyon Plain Site	4/8/2021	Missing				0.00
Third Quarter 2021	67	Pinyon Plain Site	7/7/2021	10/6/2021	91	34.7	2.67	242.97
Fourth Quarter 2021	67	Pinyon Plain Site	10/6/2021	1/5/2022	91	39.8	3.06	278.46
				Sum	273			804.44
				Time weighted average				2.95
2022								
First Quarter 2022	67	Pinyon Plain Site	1/5/2022	4/13/2022	98	38.1	2.72	266.70
Second Quarter 2022	67	Pinyon Plain Site	4/13/2022	7/11/2022	89	37.8	2.97	264.33
Third Quarter 2022	67	Pinyon Plain Site	7/11/2022	10/3/2022	84	31.9	2.66	223.44
Fourth Quarter 2022	67	Pinyon Plain Site	10/3/2022	1/4/2023	93	31.9	2.40	223.2
				Sum	364			977.67
				Time weighted average				2.69
2023								
First Quarter 2023	67	Pinyon Plain Site	1/4/2023	4/5/2023	91	33.3	2.56	233.10
Second Quarter 2023	67	Pinyon Plain Site	4/5/2023	7/6/2023	92	37.1	2.82	259.70
Third Quarter 2023	67	Pinyon Plain Site	7/6/2023	10/6/2023	92	41.9	3.19	293.30
Fourth Quarter 2023	67	Pinyon Plain Site	10/6/2023	1/3/2024	89	35	2.75	245.00
				Sum	364			1031.10
				Time weighted average				2.83
2024								
First Quarter 2024	67	Pinyon Plain Site	1/3/2024	4/8/2024	96	39.2	2.86	274.40
Second Quarter 2024	67	Pinyon Plain Site	4/8/2024	7/10/2024	93	42	3.16	294.00
Third Quarter 2024	67	Pinyon Plain Site	7/10/2024	10/9/2024	91	35.1	2.70	245.70
Fourth Quarter 2024	67	Pinyon Plain Site	10/9/2024	1/9/2025	92	39.9	3.04	279.30
				Sum	189			568.40
				Time weighted average				3.01

Badge 68 - Pinyon Plain - North Badge

Quarter	Badge Number	Location	Date Issued	Date Returned	Total Days Badge Deployed	Mean Ambient Dose Equivalent	mRem / Week	mRem/wk *time
2013								
First Quarter 2013	68	Pinyon Plain Site	12/31/2012	3/28/2013	87	37.4	3.01	261.80
Second Quarter 2013	68	Pinyon Plain Site	3/28/2013	6/26/2013	90	37.6	2.92	263.20
Third Quarter 2013	68	Pinyon Plain Site	6/26/2013	9/30/2013	96	38.8	2.83	271.60
Fourth Quarter 2013	68	Pinyon Plain Site	9/30/2013	1/2/2014	94	39.2	2.92	274.40
			Sum		367			1071.00
			Time weighted average					2.92
2014								
First Quarter 2014	68	Pinyon Plain Site	1/2/2014	3/27/2014	84	34.6	2.88	241.92
Second Quarter 2014	68	Pinyon Plain Site	3/27/2014	6/27/2014	92	40.8	3.10	285.20
Third Quarter 2014	68	Pinyon Plain Site	6/27/2014	9/25/2014	90	47.3	3.68	331.20
Fourth Quarter 2014	68	Pinyon Plain Site	9/25/2014	1/2/2015	99	41.4	2.93	290.07
			Sum		365			1148.39
			Time weighted average					3.15
2015								
First Quarter 2015	68	Pinyon Plain Site	1/2/2015	4/1/2015	89	35.9	2.82	250.98
Second Quarter 2015	68	Pinyon Plain Site	4/1/2015	7/1/2015	91	38.9	2.99	272.09
Third Quarter 2015	68	Pinyon Plain Site	7/1/2015	9/25/2015	86	37.9	3.08	264.88
Fourth Quarter 2015	68	Pinyon Plain Site	9/25/2015	1/7/2016	104	40.7	2.74	284.96
			Sum		370			1072.91
			Time weighted average					2.90
2016								
First Quarter 2016	68	Pinyon Plain Site	1/7/2016	3/31/2016	86	58.3	4.75	408.50
Second Quarter 2016	68	Pinyon Plain Site	3/31/2016	7/7/2016	98	44.6	3.19	312.62
Third Quarter 2016	68	Pinyon Plain Site	7/7/2016	10/10/2016	95	47.7	3.51	333.45
Fourth Quarter 2016	68	Pinyon Plain Site	10/10/2016	1/3/2017	85	42.9	3.53	300.05
			Sum		364			1354.62
			Time weighted average					3.72

Badge 68 - Pinyon Plain - North Badge

Quarter	Badge Number	Location	Date Issued	Date Returned	Total Days Badge Deployed	Mean Ambient Dose Equivalent	mRem / Week	mRem/wk *time
2017								
First Quarter 2017	68	Pinyon Plain Site	1/3/2017	4/10/2017	97	36.8	2.66	258.02
Second Quarter 2017	68	Pinyon Plain Site	4/10/2017	7/6/2017	87	37.9	3.05	265.35
Third Quarter 2017	68	Pinyon Plain Site	7/6/2017	10/3/2017	89	36.3	2.86	254.54
Fourth Quarter 2017	68	Pinyon Plain Site	10/3/2017	1/3/2018	92	39.3	2.99	275.08
Time weighted average								
2018								
First Quarter 2018	68	Canyon Mine Site	1/3/2018	4/3/2018	90	37.4	2.91	261.90
Second Quarter 2018	68	Canyon Mine Site	4/3/2018	7/15/2018	103	45.2	3.07	316.21
Third Quarter 2018	68	Canyon Mine Site	7/15/2018	10/11/2018	88	38.1	3.03	266.64
Fourth Quarter 2018	68	Canyon Mine Site	10/11/2018	1/11/2019	92	41.2	3.13	287.96
Sum					373			1132.71
Time weighted average								
2018								
First Quarter 2018	68	Pinyon Plain Site	1/3/2018	4/3/2018	90	37.4	2.91	261.90
Second Quarter 2018	68	Pinyon Plain Site	4/3/2018	7/15/2018	103	45.2	3.07	316.21
Third Quarter 2018	68	Pinyon Plain Site	7/15/2018	10/11/2018	88	38.1	3.03	266.64
Fourth Quarter 2018	68	Pinyon Plain Site	10/11/2018	1/11/2019	92	41.2	3.13	287.96
Sum					373			1132.71
Time weighted average								
2019								
First Quarter 2019	68	Pinyon Plain Site	1/11/2019	4/2/2019	81	29.7	2.57	208.17
Second Quarter 2019	68	Pinyon Plain Site	4/2/2019	7/8/2019	97	43.3	3.12	302.64
Third Quarter 2019	68	Pinyon Plain Site	7/8/2019	10/9/2019	93	39.9	3.00	279
Fourth Quarter 2019	68	Pinyon Plain Site	10/9/2019	1/8/2020	91	39.1	3.01	273.91
Sum					362			1063.72
Time weighted average								
2020								
First Quarter 2020	68	Pinyon Plain Site	1/8/2020	4/6/2020	89	37.5	2.95	262.55
Second Quarter 2020	68	Pinyon Plain Site	4/6/2020	7/7/2020	92	88.6	6.74	620.08
Third Quarter 2020	68	Pinyon Plain Site	7/7/2020	10/8/2020	93	37.9	2.85	265.05
Fourth Quarter 2020	68	Pinyon Plain Site	10/8/2020	1/7/2021	91	38.9	2.99	272.09
Sum					365			1419.77
Time weighted average								
3.89								

Badge 68 - Pinyon Plain - North Badge

Quarter	Badge Number	Location	Date Issued	Date Returned	Total Days Badge Deployed	Mean Ambient Dose Equivalent	mRem / Week	mRem/wk *time
2021								
First Quarter 2021	68	Pinyon Plain Site	1/7/2021	4/8/2021	91	36.6	2.82	256.62
Second Quarter 2021	68	Pinyon Plain Site	4/8/2021	7/7/2021	90	34.8	2.71	243.9
Third Quarter 2021	68	Pinyon Plain Site	7/7/2021	10/6/2021	91	36.1	2.78	252.98
Fourth Quarter 2021	68	Pinyon Plain Site	10/6/2021	1/5/2022	91	39.1	3.01	273.91
				Sum	363			1027.41
				Time weighted average				2.83
2022								
First Quarter 2022	68	Pinyon Plain Site	1/5/2022	4/13/2022	98	39.3	2.81	275.10
Second Quarter 2022	68	Pinyon Plain Site	4/13/2022	7/11/2022	89	38.7	3.04	270.56
Third Quarter 2022	68	Pinyon Plain Site	7/11/2022	10/3/2022	84	31.3	2.61	219.24
Fourth Quarter 2022	68	Pinyon Plain Site	10/3/2022	1/4/2023	93	40.2	3.03	281.79
				Sum	364			1046.69
				Time weighted average				2.88
2023								
First Quarter 2023	68	Pinyon Plain Site	1/4/2023	4/5/2023	91	32.5	2.50	227.50
Second Quarter 2023	68	Pinyon Plain Site	4/5/2023	7/6/2023	92	36.4	2.77	254.84
Third Quarter 2023	68	Pinyon Plain Site	7/6/2023	10/6/2023	92	40.2	3.06	281.52
Fourth Quarter 2023	68	Pinyon Plain Site	10/6/2023	1/3/2024	89	39.7	3.12	277.90
				Sum	364			1041.76
				Time weighted average				2.86
2024								
First Quarter 2024	68	Pinyon Plain Site	1/3/2024	4/8/2024	96	43.5	3.17	304.50
Second Quarter 2024	68	Pinyon Plain Site	4/8/2024	7/10/2024	93	41.7	3.14	291.90
Third Quarter 2024	68	Pinyon Plain Site	7/10/2024	10/9/2024	91	38.6	2.97	270.20
Fourth Quarter 2024	68	Pinyon Plain Site	10/9/2024	1/9/2025	92	39.2	2.98	274.40
				Sum	372			1141.00
				Time weighted average				3.07

Badge 69 - Pinyon Plain - East Badge

Quarter	Badge Number	Location	Date Issued	Date Returned	Total Days Badge Deployed	Mean Ambient Dose Equivalent	mRem / Week	mRem / wk* time
2013								
First Quarter 2013	69	Pinyon Plain Site	12/31/2012	3/28/2013	87	35	2.82	245.00
Second Quarter 2013	69	Pinyon Plain Site	3/28/2013	6/26/2013	90	34.8	2.71	243.60
Third Quarter 2013	69	Pinyon Plain Site	6/26/2013	9/30/2013	96	38.1	2.78	266.70
Fourth Quarter 2013	69	Pinyon Plain Site	9/30/2013	1/2/2014	94	38.2	2.84	267.40
			Sum		367			1022.70
			Time weighted average					2.79
2014								
First Quarter 2014	69	Pinyon Plain Site	1/2/2014	3/27/2014	84	39.4	3.28	275.52
Second Quarter 2014	69	Pinyon Plain Site	3/27/2014	6/27/2014	92	39.8	3.03	278.76
Third Quarter 2014	69	Pinyon Plain Site	6/27/2014	9/25/2014	90	47.8	3.72	334.80
Fourth Quarter 2014	69	Pinyon Plain Site	9/25/2014	1/2/2015	99	45	3.18	314.82
			Sum		365			1203.90
			Time weighted average					3.30
2015								
First Quarter 2015	69	Pinyon Plain Site	1/2/2015	4/1/2015	89	37.2	2.93	260.77
Second Quarter 2015	69	Pinyon Plain Site	4/1/2015	7/1/2015	91	42	3.23	293.93
Third Quarter 2015	69	Pinyon Plain Site	7/1/2015	9/25/2015	86	37.1	3.02	259.72
Fourth Quarter 2015	69	Pinyon Plain Site	9/25/2015	1/7/2016	104	44	2.96	307.84
			Sum		370			1122.26
			Time weighted average					3.03
2016								
First Quarter 2016	69	Pinyon Plain Site	1/7/2016	3/31/2016	86	57.3	4.66	400.76
Second Quarter 2016	69	Pinyon Plain Site	3/31/2016	7/7/2016	98	45.2	3.23	316.54
Third Quarter 2016	69	Pinyon Plain Site	7/7/2016	10/10/2016	95	44.8	3.30	313.50
Fourth Quarter 2016	69	Pinyon Plain Site	10/10/2016	1/3/2017	85	41.5	3.42	290.70
			Sum		364			1321.50
			Time weighted average					3.63

Badge 69 - Pinyon Plain - East Badge

Quarter	Badge Number	Location	Date Issued	Date Returned	Total Days Badge Deployed	Mean Ambient Dose Equivalent	mRem / Week	mRem / wk* time
2017								
First Quarter 2017	69	Pinyon Plain Site	1/3/2017	4/10/2017	97	35.1	2.53	245.41
Second Quarter 2017	69	Pinyon Plain Site	4/10/2017	7/6/2017	87	36.3	2.92	254.04
Third Quarter 2017	69	Pinyon Plain Site	7/6/2017	10/3/2017	89	37.5	2.95	262.55
Fourth Quarter 2017	69	Pinyon Plain Site	10/3/2017	1/3/2018	92	37.4	2.85	262.20
			Sum		365			1024.20
			Time weighted average					2.81
2018								
First Quarter 2018	69	Canyon Mine Site	1/3/2018	4/3/2018	90	36.8	2.86	257.4
Second Quarter 2018	69	Canyon Mine Site	4/3/2018	7/15/2018	103	43.6	2.96	304.88
Third Quarter 2018	69	Canyon Mine Site	7/15/2018	10/11/2018	88	38.6	3.07	270.16
Fourth Quarter 2018	69	Canyon Mine Site	10/11/2018	1/11/2019	92	39.2	2.98	274.16
			Sum		373			1106.6
			Time weighted average					2.97
2019								
First Quarter 2019	69	Pinyon Plain Site	1/11/2019	4/2/2019	81	27.3	2.36	191.16
Second Quarter 2019	69	Pinyon Plain Site	4/2/2019	7/8/2019	97	39.1	2.82	273.54
Third Quarter 2019	69	Pinyon Plain Site	7/8/2019	10/9/2019	93	37.6	2.83	263.19
Fourth Quarter 2019	69	Pinyon Plain Site	10/9/2019	1/8/2020	91	38.8	2.98	271.18
			Sum		362			999.07
			Time weighted average					2.76
2020								
First Quarter 2020	69	Pinyon Plain Site	1/8/2020	4/6/2020	89	34.5	2.71	241.19
Second Quarter 2020	69	Pinyon Plain Site	4/6/2020	7/7/2020	92	99.3	7.56	695.52
Third Quarter 2020	69	Pinyon Plain Site	7/7/2020	10/8/2020	93	37.9	2.85	265.05
Fourth Quarter 2020	69	Pinyon Plain Site	10/8/2020	1/7/2021	91	36.7	2.82	256.62
			Sum		365			1458.38
			Time weighted average					4.00

Badge 69 - Pinyon Plain - East Badge

Quarter	Badge Number	Location	Date Issued	Date Returned	Total Days Badge Deployed	Mean Ambient Dose Equivalent	mRem / Week	mRem / wk* time
2021								
First Quarter 2021	69	Pinyon Plain Site	1/7/2021	4/8/2021	91	36.3	2.79	253.89
Second Quarter 2021	69	Pinyon Plain Site	4/8/2021	Missing				0
Third Quarter 2021	69	Pinyon Plain Site	7/7/2021	10/6/2021	91	35.9	2.76	251.16
Fourth Quarter 2021	69	Pinyon Plain Site	10/6/2021	1/5/2022	91	34.5	2.65	241.15
				Sum	273			746.20
				Time weighted average				2.73
2022								
First Quarter 2022	69	Pinyon Plain Site	1/5/2022	4/13/2022	98	39.7	2.84	277.90
Second Quarter 2022	69	Pinyon Plain Site	4/13/2022	7/11/2022	89	38.3	3.01	267.89
Third Quarter 2022	69	Pinyon Plain Site	7/11/2022	10/3/2022	84	32.3	2.69	225.96
Fourth Quarter 2022	69	Pinyon Plain Site	10/3/2022	1/4/2023	93	37.8	2.85	265.05
				Sum	364			1036.80
				Time weighted average				2.85
2023								
First Quarter 2023	69	Pinyon Plain Site	1/4/2023	4/5/2023	91	33.7	2.59	235.90
Second Quarter 2023	69	Pinyon Plain Site	4/5/2023	7/6/2023	92	33.2	2.53	232.76
Third Quarter 2023	69	Pinyon Plain Site	7/6/2023	10/6/2023	92	42.5	3.23	297.16
Fourth Quarter 2023	69	Pinyon Plain Site	10/6/2023	1/3/2024	89	32.7	2.57	228.90
				Sum	364			994.72
				Time weighted average				2.73
2024								
First Quarter 2024	69	Pinyon Plain Site	1/3/2024	4/8/2024	96	39.5	2.88	276.50
Second Quarter 2024	69	Pinyon Plain Site	4/8/2024	7/10/2024	93	56.3	4.24	394.10
Third Quarter 2024	69	Pinyon Plain Site	7/10/2024	10/9/2024	91	57.6	4.43	403.20
Fourth Quarter 2024	69	Pinyon Plain Site	10/9/2024	1/9/2025	92	67.3	5.12	471.10
				Sum	372			1544.90
				Time weighted average				4.15

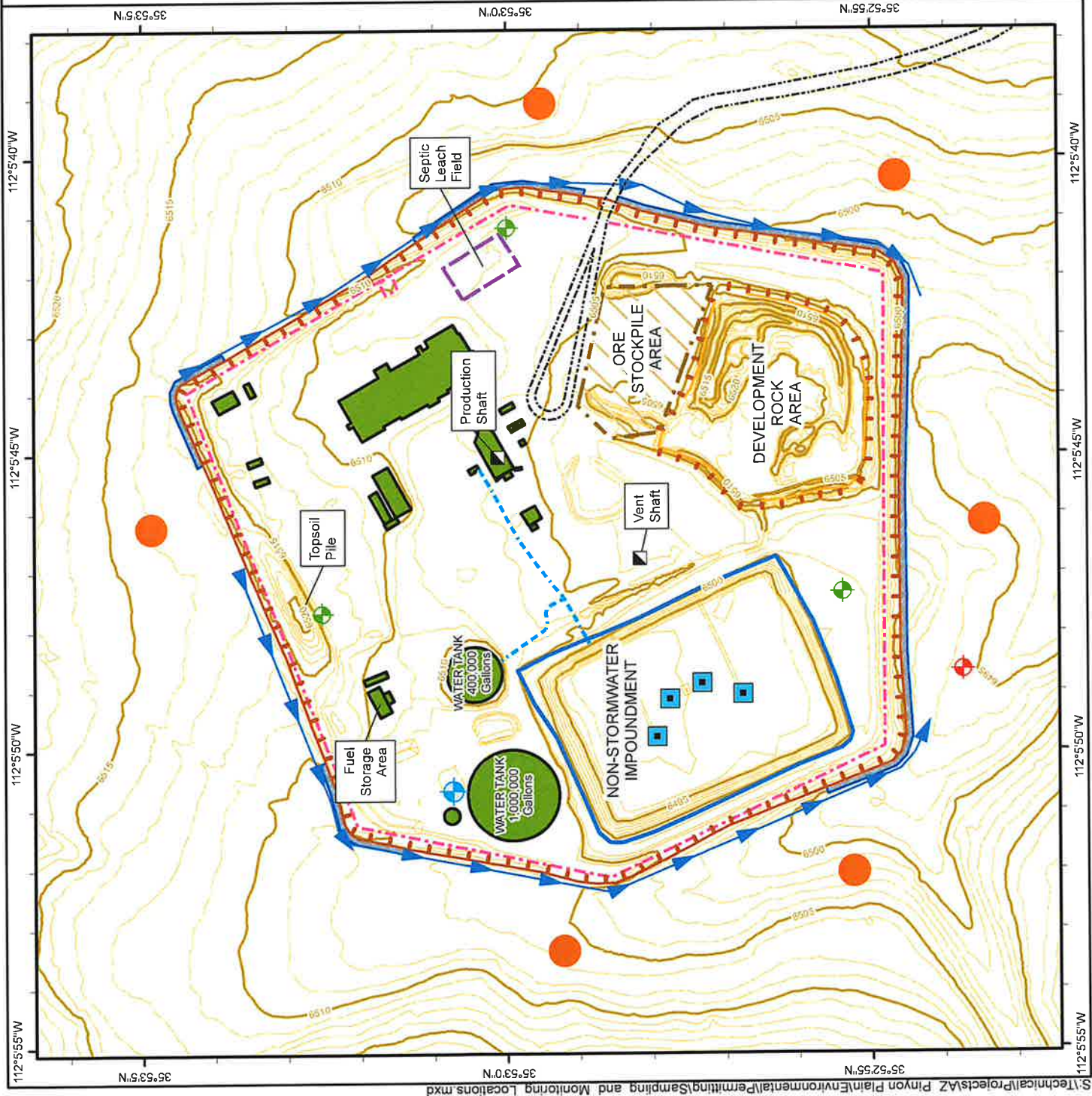
Badge 114 - Pinyon Plain - South West Badge

Quarter	Badge Number	Location	Date Issued	Date Returned	Total Days Badge Deployed	Mean Ambient Dose Equivalent	mRem / Week	mRem/wk *time
2021								
First Quarter 2021	114	Pinyon Plain Site	Not in use					
Second Quarter 2021	114	Pinyon Plain Site	Not in use					
Third Quarter 2021	114	Pinyon Plain Site	Not in use					
Fourth Quarter 2021	114	Pinyon Plain Site	10/7/2021	1/5/2022	90	30.6	2.38	214.2
			Sum		90			214.2
			Time weighted average					2.38
2022								
First Quarter 2022	114	Pinyon Plain Site	1/5/2022	4/13/2022	98	28.9	2.06	202.30
Second Quarter 2022	114	Pinyon Plain Site	4/13/2022	7/11/2022	89	31.9	2.51	223.39
Third Quarter 2022	114	Pinyon Plain Site	7/11/2022	10/3/2022	84	27.5	2.29	192.36
Fourth Quarter 2022	114	Pinyon Plain Site	10/3/2022	1/4/2023	93	32.2	2.42	225.06
			Sum		364			843.11
			Time weighted average					2.32
2023								
First Quarter 2023	114	Pinyon Plain Site	1/4/2023	4/5/2023	91	28.3	2.18	198.10
Second Quarter 2023	114	Pinyon Plain Site	4/5/2023	7/6/2023	92	31.2	2.37	218.04
Third Quarter 2023	114	Pinyon Plain Site	7/6/2023	10/5/2023	91	33.4	2.57	233.87
Fourth Quarter 2023	114	Pinyon Plain Site	10/5/2023	1/3/2024	90	31.2	2.43	218.40
			Sum		364			868.41
			Time weighted average					2.39
2024								
First Quarter 2024	114	Pinyon Plain Site	1/3/2024	4/8/2024	96	28.2	2.06	197.40
Second Quarter 2024	114	Pinyon Plain Site	4/8/2024	7/10/2024	93	37.4	2.82	261.80
Third Quarter 2024	114	Pinyon Plain Site	7/10/2024	10/9/2024	91	35.4	2.72	247.80
Fourth Quarter 2024	114	Pinyon Plain Site	10/9/2024	1/9/2025	92	34.7	2.64	242.90
			Sum		372			949.90
			Time weighted average					2.55

Badge 115 - Pinyon Plain - South East Badge

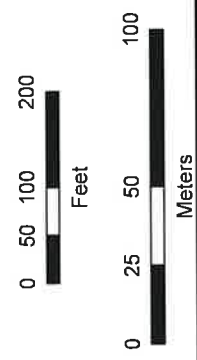
Quarter	Badge Number	Location	Date Issued	Date Returned	Total Days Badge Deployed	Mean Ambient Dose Equivalent	mRem / Week	mRem / wk *time
2021								
First Quarter 2021	115	Pinyon Plain Site	Not in use					
Second Quarter 2021	115	Pinyon Plain Site	Not in use					
Third Quarter 2021	115	Pinyon Plain Site	Not in use					
Fourth Quarter 2021	115	Pinyon Plain Site	10/7/2021	1/5/2022	90	34.4	2.68	241.2
			Sum		90			241.2
			Time weighted average					2.68
2022								
First Quarter 2022	115	Pinyon Plain Site	1/5/2022	4/13/2022	98	34.2	2.44	239.40
Second Quarter 2022	115	Pinyon Plain Site	4/13/2022	7/11/2022	89	35.2	2.77	246.53
Third Quarter 2022	115	Pinyon Plain Site	7/11/2022	10/3/2022	84	27.6	2.30	193.2
Fourth Quarter 2022	115	Pinyon Plain Site	10/3/2022	1/4/2023	93	37.0	2.78	258.54
			Sum		364			937.67
			Time weighted average					2.58
2023								
First Quarter 2023	115	Pinyon Plain Site	1/4/2023	4/5/2023	91	32.7	2.52	228.90
Second Quarter 2023	115	Pinyon Plain Site	4/5/2023	7/6/2023	92	36.9	2.81	258.52
Third Quarter 2023	115	Pinyon Plain Site	7/6/2023	10/5/2023	91	37.1	2.85	259.35
Fourth Quarter 2023	115	Pinyon Plain Site	10/5/2023	1/3/2024	90	30.5	2.37	213.50
			Sum		364			960.27
			Time weighted average					2.64
2024								
First Quarter 2024	115	Pinyon Plain Site	1/3/2024	4/8/2024	96	37.4	2.73	261.80
Second Quarter 2024	115	Pinyon Plain Site	4/8/2024	7/10/2024	93	51.9	3.91	363.30
Third Quarter 2024	115	Pinyon Plain Site	7/10/2024	10/9/2024	91	52.1	4.01	364.70
Fourth Quarter 2024	115	Pinyon Plain Site	10/9/2024	1/9/2025	92	58.8	4.47	411.60
			Sum		372			1401.40
			Time weighted average					3.77

FIGURE



Legend

- Soil Sample and Gamma Monitoring Location
- Evaporative Water System
- ⊕ Redwall-Muav Water Supply/Monitoring Well
- ⊕ Coconino Monitoring Well
- ⊕ USGS Coconino Well
- Surface Water Diversion
- Berm
- - - 4" PVC Discharge
- - - Fence Line - Facility Area
- Rip Rap
- Building/Structure
- Major Contour - 5 ft
- Minor Contour - 1 ft



CF Energy Fuels
Resources (USA) Inc

Pinyon Plain Mine
 T29N, R03E, Section 20, Coconino County, AZ

Sampling and Monitoring Location Map