



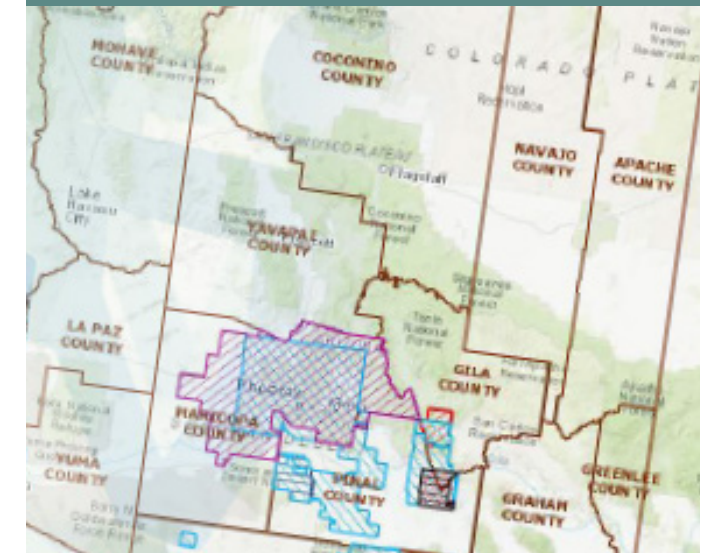
Prepared on September 1, 2020

- **Executive Budget Request (EBR) Fiscal Year 2022**
- **Strategic Plan (AZIPS)**
- **Consolidated Ledger of Information on Federal Funds (CLIFF)**



- **Executive Budget Request (EBR) Fiscal Year 2022**
- **Strategic Plan (AZIPS)**
- **Consolidated Ledger of Information on Federal Funds (CLIFF)**

Prepared on September 1, 2020



[azdeq.gov/MyCommunity](https://azdeq.gov/MyCommunity)  
[static.azdeq.gov/about/fy21\\_stratplan.pdf](https://static.azdeq.gov/about/fy21_stratplan.pdf)



**This document is a preliminary budget request by the Arizona Department of Environmental Quality for the upcoming fiscal year. The preliminary budget request does not necessarily reflect the contents of the Executive Budget Proposal or budget allocations determined during the legislative process.**



Douglas A. Ducey  
Governor

# ARIZONA DEPARTMENT OF ENVIRONMENTAL QUALITY



Misael Cabrera  
Director

September 1, 2020

The Honorable Douglas A. Ducey  
Governor, State of Arizona  
1700 West Washington St.  
Phoenix, AZ 85007

Dear Governor Ducey:

Enclosed are one original and one copy of the Arizona Department of Environmental Quality's (ADEQ's) Executive Budget Request for Fiscal Year 2022, submitted in accordance with A.R.S. § 35-113. In recognition of projected economic challenges associated with recovery from the Covid-19 pandemic and in an effort to align fully with your fiscal discipline, the issues identified herein and the enclosed budget request include only those items we consider absolutely essential to sustain our mission of protecting public health and the environment, through pursuit of the following strategic goals:

- Support environmentally responsible economic growth by creating regulatory certainty through consistent, defensible, expedited and transparent application of environmental regulations;
- Accelerate clean-ups to reduce immediate and known threats to significant drinking water supplies in Tucson and to restore through cleanup over 3,000 acre feet per year of contaminated water; and
- Enhance Arizona's unique environment by deploying a surface water protection program that efficiently and effectively meets our local recreation, water supply and ecosystem needs.

The following is a summary of the ADEQ's Executive Budget Request for your consideration:

**#1 Water Quality Assurance Revolving Fund (WQARF) – One time transfer from existing funds (cash balance)**

ADEQ recommends a one time transfer of \$14 million from multiple existing ADEQ funds into WQARF in FY22. Funding in FY22 will be used to stop a polyfluorinated alkyl substances (PFAS) plume that now threatens the City of Tucson's central water production wellfield and to mitigate exposure to the worst hazardous material releases throughout the state.

WQARF is Arizona's much better alternative to the USEPA's "Superfund" program. USEPA utilizes "joint and several liability"- any one potentially responsible party (PRP) may be held liable for the entire cleanup of the site. The WQARF program utilizes proportionate liability; the consequence of which is that the state is responsible for the "orphan share" when responsible parties are not viable.

This request is intended to continue critical elements of the WQARF program during FY22, to continue to address pollutants in the natural environment that may spread and become more costly to remediate over time.

### **#2 Protecting Arizona Lakes and Streams (PALS) Program Startup Costs– Expand authorized uses to spend existing revenue**

ADEQ recommends a one time expansion of authorized uses of the Voluntary Vehicle Repair Program Fund for FY22 to allow expenditure of \$1,160,000 for PALS Program startup costs. A federal deregulatory action that became effective earlier this year significantly narrowed the definition of Waters of the United States under the Clean Water Act. Up to 90% of Arizona's waterways are not considered Waters of the United States under the new federal Navigable Waters Protection Rule.

In Arizona, we have always understood the importance of water for life, economic development and recreation. According to a recent report released by Audubon Arizona (April 2019), outdoor recreation on and along Arizona's waterways is a \$13.5 billion dollar industry annually -- higher than golf and mining -- and supports 114,000 Arizona jobs.

ADEQ is currently working with stakeholders to develop a regulatory structure most suited to protect Arizona surface waters. This request will allow ADEQ to complete program development activities and begin accepting and processing permits, until the program can become self-sufficient through fees.

### **#3 Hazardous Waste Management Fund (HWMF) structural deficit – One time transfer from existing revenue**

ADEQ recommends a one time transfer of \$604,000 of existing revenue from the Solid Waste Fee Fund into the HWMF to address the structural fund deficit in FY22. As a result of federal deregulation, fee revenue deposited into the HWMF was 67% less in FY20 than revenues in FY17. A further 30% reduction from FY20 revenues is anticipated in FY21. In addition to fee reductions, EPA has reduced grant funding approximately 28% since 2012. While program revenue has declined significantly, program scope and cost has remained relatively stable at approximately \$2.45 million annually.



Without new revenue into the HWMF or a new expenditure source, the Hazardous Waste Management Program will be unable to meet program delegation requirements, and could be subject to federal action, including increased EPA enforcement actions against Arizona businesses, further reduction in grant funding or revocation of part or all of the program delegation.

In addition to these three critical funding issues, ADEQ continues to rely heavily on the budget reconciliation language that has been in every budget since 2018, enabling use of \$6.53 million from the Underground Storage Tank Revolving Fund as a General Fund replacement for administrative costs of the agency. ADEQ requests continued support for maintaining this core expenditure authority.

ADEQ appreciates your support and commitment to protect and enhance public health and the environment in Arizona.

Sincerely,

A handwritten signature in black ink, appearing to read 'M. Cabrera', with a stylized flourish at the end.

Misael Cabrera, P.E.  
Director

Enclosures

cc: Matt Gress, Director, OSPB  
Theresa Vencil, OSPB  
Richard Stavneak, Director, JLBC  
Ryan Fleischman, JLBC

**Arizona Department of Environmental Quality  
FY2022 Executive Budget Request**

**Table of Contents**

<b>Transmittal</b>	<b>1</b>
<b>Strategic Plan</b>	<b>2</b>
<b>Organizational Chart</b>	<b>4</b>
<b>Revenue Schedules</b>	
2000 Federal Grant Fund.....	9
2000 Federal Grant Fund FY20 Revenue Justification.....	10
2082 DEQ Emissions Inspection Fund.....	11
2082 DEQ Emissions Inspection Fund FY21 Revenue Justification.....	12
2178 Hazardous Waste Management Fund.....	13
2178 Hazardous Waste Management Fund FY21 Revenue Justification.....	14
2178 Hazardous Waste Management Fund FY22 Revenue Justification.....	15
2221 Water Quality Assurance Revolving Fund.....	16
2221 Water Quality Assurance Revolving Fund FY21 Revenue Justification.....	17
2221 Water Quality Assurance Revolving Fund FY22 Revenue Justification.....	19
2226 Air Quality Fund.....	21
2226 Air Quality Fund FY21 Revenue Justification.....	22
2271 Underground Storage Tank Revolving Fund.....	23
2271 Underground Storage Tank Revolving Fund FY21 Revenue Justification.....	24
2289 Recycling Fund.....	25
2289 Recycling Fund FY20 Revenue Justification.....	26
2308 Monitoring Assistance Fund.....	27
2308 Monitoring Assistance Fund FY21 Revenue Justification.....	28
2308 Monitoring Assistance Fund FY22 Revenue Justification.....	31
2328 Permit Administration Fund.....	33
2328 Permit Administration Fund FY21 Revenue Justification.....	34

2365 Voluntary Vehicle Repair and Retrofit Program Fund.....	35
2365 Voluntary Vehicle Repair and Retrofit Program Fund FY21 Revenue Justification.....	36
2449 Employee Recognition Fund.....	37
2500 IGA and ISA Fund.....	38
2500 IGA and ISA Fund FY21 Revenue Justification.....	39
2563 Institutional & Engineering Control Fund.....	40
2564 Voluntary Remediation Fund.....	41
2564 Voluntary Remediation Fund FY21 Revenue Justification.....	42
3031 Emergency Response Fund.....	43
3110 Solid Waste Fee Fund.....	44
3110 Solid Waste Fee Fund FY21 Revenue Justification.....	45
4100 Water Quality Fee Fund.....	46
4100 Water Quality Fee Fund FY21 Revenue Justification.....	47
4150 Safe Drinking Water Program Fund.....	48
4150 Safe Drinking Water Program Fund FY21 Revenue Justification.....	49
9000 Indirect Cost Recovery Fund.....	50
9000 Indirect Cost Recovery Fund FY21 Revenue Justification.....	51



## **Sources and Uses of Funds**

2000 Federal Grant Fund.....	52
2082 DEQ Emissions Inspection Fund.....	53
2178 Hazardous Waste Management Fund.....	55
2221 Water Quality Assurance Revolving Fund.....	57
2226 Air Quality Fund.....	59
2271 Underground Storage Tank Revolving Fund.....	61
2289 Recycling Fund.....	63
2308 Monitoring Assistance Fund.....	65
2328 Permit Administration Fund.....	67
2328 Permit Administration Fund Source and Use Justification.....	69

2365 Voluntary Vehicle Repair and Retrofit Program Fund.....	70
2449 Employee Recognition Fund.....	72
2500 IGA and ISA Fund.....	74
2563 Institutional & Engineering Control Fund.....	76
2564 Voluntary Remediation Fund.....	78
3006 Specific Site Judgement Fund.....	80
3031 Emergency Response Fund.....	81
3110 Solid Waste Fee Fund.....	83
4100 Water Quality Fee Fund.....	85
4100 Water Quality Fee Fund Source and Use Justification.....	87
4150 Safe Drinking Water Program Fund.....	89
9000 Indirect Cost Recovery Fund.....	90

««-----»»

## **Funding Issues List 92**

<b>Funding Priority #1</b> WQARF Funding- One time transfer from existing funds (cash balance).....	96
<b>Funding Priority #2</b> Protecting Arizona Lakes and Streams Program (PALS) Start-up costs.....	102
<b>Funding Priority #3</b> Hazardous Waste Management Fund (HWMF) Structural Deficit.....	105

««-----»»

## **Agency Fund Summary**

Appropriated.....	108
Non-Appropriated.....	109

## **Summary of Expenditure and Budget Request by Fund**

1000 General Fund (Appropriated).....	111
2000 Federal Grant Fund (Non-Appropriated).....	112
2082 DEQ Emissions Inspection Fund (Appropriated).....	113
2178 Hazardous Waste Management Fund (Appropriated).....	114



2221 Water Quality Assurance Revolving Fund (Non-Appropriated).....	115
2226 Air Quality Fund (Appropriated).....	116
2271 Underground Storage Tank Revolving Fund (Appropriated).....	117
2271 Underground Storage Tank Revolving Fund (Non-Appropriated).....	118
2289 Recycling Fund (Appropriated).....	119
2308 Monitoring Assistance Fund (Non-Appropriated).....	120
2328 Permit Administration Fund (Appropriated).....	121
2365 Voluntary Vehicle Repair and Retrofit Program Fund (Non-Appropriated).....	122
2449 Employee Recognition Fund (Non-Appropriated).....	123
2500 IGA and ISA Fund (Non-Appropriated).....	124
2563 Institutional & Engineering Control Fund (Non-Appropriated) .....	125
2564 Voluntary Remediation Fund (Non-Appropriated).....	126
3006 Specific Site Judgement Fund (Non-Appropriated).....	127
3031 Emergency Response Fund (Appropriated).....	128
3110 Solid Waste Fee Fund (Appropriated) .....	129
4100 Water Quality Fee Fund (Appropriated).....	130
4150 Safe Drinking Water Program Fund (Appropriated).....	131
9000 Indirect Cost Recovery Fund (Appropriated).....	132

««-----»»

## **Program Group Summary of Expenditures and Budget Request**

### **1 Support**

#### **1-1 Support**

Program Summary of Expenditures and Budget Request.....	134
Program Group Summary of Expenditures and Budget Request for Selected Funds.....	136
Program Budget Unit Summary of Expenditures and Budget Request for All Funds.....	150
Program Budget Unit Summary of Expenditures and Budget Request for Selected Funds.....	152
Program Expenditure Schedule.....	161

### **2 Air Quality**

Program Summary of Expenditures and Budget Request.....	171
Program Group Summary of Expenditures and Budget Request for Selected Funds.....	173

## **2-1 Monitoring & Assessment**

Program Budget Unit Summary of Expenditures and Budget Request for All Funds.....	181
Program Budget Unit Summary of Expenditures and Budget Request for Selected Funds .....	182
Program Expenditure Schedule.....	184

## **2-2 Facility Emissions Control**

Program Budget Unit Summary of Expenditures and Budget Request for All Funds.....	191
Program Budget Unit Summary of Expenditures and Budget Request for Selected Funds .....	192
Program Expenditure Schedule.....	194

## **2-3 Air Improvement Planning**

Program Budget Unit Summary of Expenditures and Budget Request for All Funds.....	201
Program Budget Unit Summary of Expenditures and Budget Request for Selected Funds .....	202
Program Expenditure Schedule.....	206

## **2-4 Oil & Gas**

Program Budget Unit Summary of Expenditures and Budget Request for All Funds.....	213
Program Budget Unit Summary of Expenditures and Budget Request for Selected Funds .....	214
Program Expenditure Schedule.....	216

## **2-5 Vehicle Emissions Control**

Program Budget Unit Summary of Expenditures and Budget Request for All Funds.....	222
Program Budget Unit Summary of Expenditures and Budget Request for Selected Funds .....	223
Program Expenditure Schedule.....	227

## **2-6 SLI Vehicle Emissions Control Contractor Payments**

Program Budget Unit Summary of Expenditures and Budget Request for All Funds.....	233
Program Budget Unit Summary of Expenditures and Budget Request for Selected Funds .....	234
Program Expenditure Schedule.....	235

## **2-7 SLI Maricopa County Dust Suppression Pilot Program**

Program Budget Unit Summary of Expenditures and Budget Request for All Funds.....	240
Program Budget Unit Summary of Expenditures and Budget Request for Selected Funds .....	241
Program Expenditure Schedule.....	242

## **2-8 SLI Nogales Wastewater Project**

Program Budget Unit Summary of Expenditures and Budget Request for All Funds.....	247
Program Budget Unit Summary of Expenditures and Budget Request for Selected Funds .....	248
Program Expenditure Schedule.....	250

## **3 Waste Programs**

Program Summary of Expenditures and Budget Request.....	255
Program Group Summary of Expenditures and Budget Request for Selected Funds.....	257

### **3-1 Solid Waste**

Program Budget Unit Summary of Expenditures and Budget Request for All Funds.....	271
Program Budget Unit Summary of Expenditures and Budget Request for Selected Funds .....	272
Program Expenditure Schedule.....	274

### **3-2 Hazardous Waste**

Program Budget Unit Summary of Expenditures and Budget Request for All Funds.....	280
---	-----

Program Budget Unit Summary of Expenditures and Budget Request for Selected Funds .....	281
Program Expenditure Schedule.....	284
<b>3-3 Emergency Response</b>	
Program Budget Unit Summary of Expenditures and Budget Request for All Funds.....	291
Program Budget Unit Summary of Expenditures and Budget Request for Selected Funds .....	292
Program Expenditure Schedule.....	298
<b>3-4 UST and Leaking UST</b>	
Program Budget Unit Summary of Expenditures and Budget Request for All Funds.....	305
Program Budget Unit Summary of Expenditures and Budget Request for Selected Funds .....	306
Program Expenditure Schedule.....	308
<b>3-5 WQARF</b>	
Program Budget Unit Summary of Expenditures and Budget Request for All Funds.....	314
Program Budget Unit Summary of Expenditures and Budget Request for Selected Funds .....	315
Program Expenditure Schedule.....	316
<b>3-6 Voluntary Remediation</b>	
Program Budget Unit Summary of Expenditures and Budget Request for All Funds.....	322
Program Budget Unit Summary of Expenditures and Budget Request for Selected Funds .....	323
Program Expenditure Schedule.....	325
<b>3-7 Brownfields</b>	
Program Budget Unit Summary of Expenditures and Budget Request for All Funds.....	331
Program Budget Unit Summary of Expenditures and Budget Request for Selected Funds .....	332
Program Expenditure Schedule.....	333
<b>3-8 Federal Projects</b>	
Program Budget Unit Summary of Expenditures and Budget Request for All Funds.....	339
Program Budget Unit Summary of Expenditures and Budget Request for Selected Funds .....	340
Program Expenditure Schedule.....	342
<b>3-9 SLI WQARF Priority Site Remediation</b>	
Program Budget Unit Summary of Expenditures and Budget Request for All Funds.....	348
Program Budget Unit Summary of Expenditures and Budget Request for Selected Funds .....	349
Program Expenditure Schedule.....	353

## **4 Water Quality**


Program Summary of Expenditures and Budget Request.....	358
Program Group Summary of Expenditures and Budget Request for Selected Funds.....	360
<b>4-1 Groundwater Protection</b>	
Program Budget Unit Summary of Expenditures and Budget Request for All Funds.....	371
Program Budget Unit Summary of Expenditures and Budget Request for Selected Funds .....	372
Program Expenditure Schedule.....	375
<b>4-2 Surface Water Protection</b>	
Program Budget Unit Summary of Expenditures and Budget Request for All Funds.....	382
Program Budget Unit Summary of Expenditures and Budget Request for Selected Funds .....	383
Program Expenditure Schedule.....	387
<b>4-3 Surface Water Quality Improvement Planning</b>	

Program Budget Unit Summary of Expenditures and Budget Request for All Funds.....	394
Program Budget Unit Summary of Expenditures and Budget Request for Selected Funds .....	395
Program Expenditure Schedule.....	399
<b>4-4 Safe Drinking Water</b>	
Program Budget Unit Summary of Expenditures and Budget Request for All Funds.....	406
Program Budget Unit Summary of Expenditures and Budget Request for Selected Funds .....	407
Program Expenditure Schedule.....	410
<b>4-5 Water Re-Use</b>	
Program Budget Unit Summary of Expenditures and Budget Request for All Funds.....	416
Program Budget Unit Summary of Expenditures and Budget Request for Selected Funds .....	417
Program Expenditure Schedule.....	419
<b>4-6 SLI Safe Drinking Water</b>	
Program Budget Unit Summary of Expenditures and Budget Request for All Funds.....	425
Program Budget Unit Summary of Expenditures and Budget Request for Selected Funds .....	426
Program Expenditure Schedule.....	427

««-----»»

<b>Administrative Costs</b>	<b>433</b>
<b>Rent</b>	<b>434</b>
<b>Risk Management</b>	<b>435</b>





# State of Arizona Budget Request

State Agency

Department of Environmental Quality

A.R.S. Citation: **Title 49**

## Governor DUCEY:

This and the accompanying budget schedules, statements and explanatory information constitute the operating budget request for this agency for Fiscal Year 2022.

To the best of my knowledge all statements and explanations contained in the estimates submitted are true and correct.

Agency Head: **Misael Cabrera**

Title: **Director**

Misael Cabrera 9/1/2020

(signature)

Phone: **(602) 771-2357**

Prepared By: **Office of Budget & Strategic Management**

Email Address: **Poole.Sarah@azdeq.gov**

Date Prepared: **Tuesday, September 1, 2020**

### Appropriated Funds

	FY 2021 Approp	FY 2022 Fund. Issue	FY 2022 Total Budget
Total Amount Requested:	85,907.9	(10,396.0)	75,511.9
General Fund	15,000.0	(15,000.0)	0.0
DEQ Emissions Inspection	26,665.8	0.0	26,665.8
Hazardous Waste Management	1,785.0	0.0	1,785.0
Air Quality Fund	5,472.4	2,000.0	7,472.4
Underground Storage Tank Revolving	160.8	0.0	160.8
Recycling Fund	1,396.8	1,500.0	2,896.8
Permit Administration	7,327.1	0.0	7,327.1
Emergency Response Fund	132.8	500.0	632.8
Solid Waste Fee Fund	1,280.7	604.0	1,884.7
Water Quality Fee Fund	10,806.3	0.0	10,806.3
Safe Drinking Water Program Fund	1,854.7	0.0	1,854.7
Indirect Cost Recovery Fund	14,025.5	0.0	14,025.5

### Non-Appropriated Funds

	FY 2021 Expd. Plan	FY 2022 Fund. Issue	FY 2022 Total Budget
Total Amount Planned:	83,855.6	11,160.0	95,015.6
Federal Grants Fund	17,280.6	0.0	17,280.6
Water Quality Assurance Revolving Fund	18,341.0	0.0	18,341.0
Underground Storage Tank Revolving	41,201.7	10,000.0	51,201.7
Monitoring Assistance Fund	767.7	0.0	767.7
Voluntary Vehicle Repair & Retrofit Program	1,200.0	1,160.0	2,360.0
Employee Recognition Fund	6.2	0.0	6.2
IGA and ISA Fund	4,876.6	0.0	4,876.6
Institutional & Engineering Control Fund	31.6	0.0	31.6
Voluntary Remediation Fund	150.2	0.0	150.2
Specific Site Judgment Fund	0.0	0.0	0.0

Total: 169,763.5 764.0 170,527.5

**Vision:** To be the number one state in the nation in: Balanced, leading-edge environmental protection through technical and operational excellence and radical simplicity for customers and staff.

**Mission:** To protect and enhance public health and the environment of Arizona.

**Agency Description:** The Arizona Legislature established the Arizona Department of Environmental Quality (ADEQ) as the state's environmental regulatory agency under the Environmental Quality Act of 1986 to serve as a separate, cabinet-level agency to administer all of Arizona's environmental protection programs. Since then, ADEQ's enduring and vital mission is to protect and enhance public health and the environment of Arizona.

**Executive Summary:** ADEQ has identified five strategic issues for focus during this fiscal year to deliver tangible outcomes that benefit public health and the environment.

- Sites with Known, Ongoing, Unauthorized Impacts to the environment or public health are in backlog. Our strategy is to continue to attack this inventory with a Backlog Blitz to Accelerate Cleanups.
- Although many successes have been achieved, too many drinking water systems and surface waters are not meeting federal standards. Our strategy is to improve public health and enhance Arizona's unique environment.
- In order to increase State control of Federal environmental programs, ADEQ will work collaboratively with the EPA via Cooperative Federalism 2.0 to support environmentally responsible growth.
- More than 9% of ADEQ staff will be full pension eligible over the next three years. To enable ADEQ to continue to deliver results to our customers and stakeholders, ADEQ will engage our leaders in 21st Century Workforce Planning to recruit, train and retain top environmental talent.
- Environmental issues along the Mexico-United States border create challenges in shared resources of air and water. ADEQ will continue to work with our neighbors in Mexico to implement the Binational Strategic Plan.

### Summary of Multi-Year Strategic Priorities

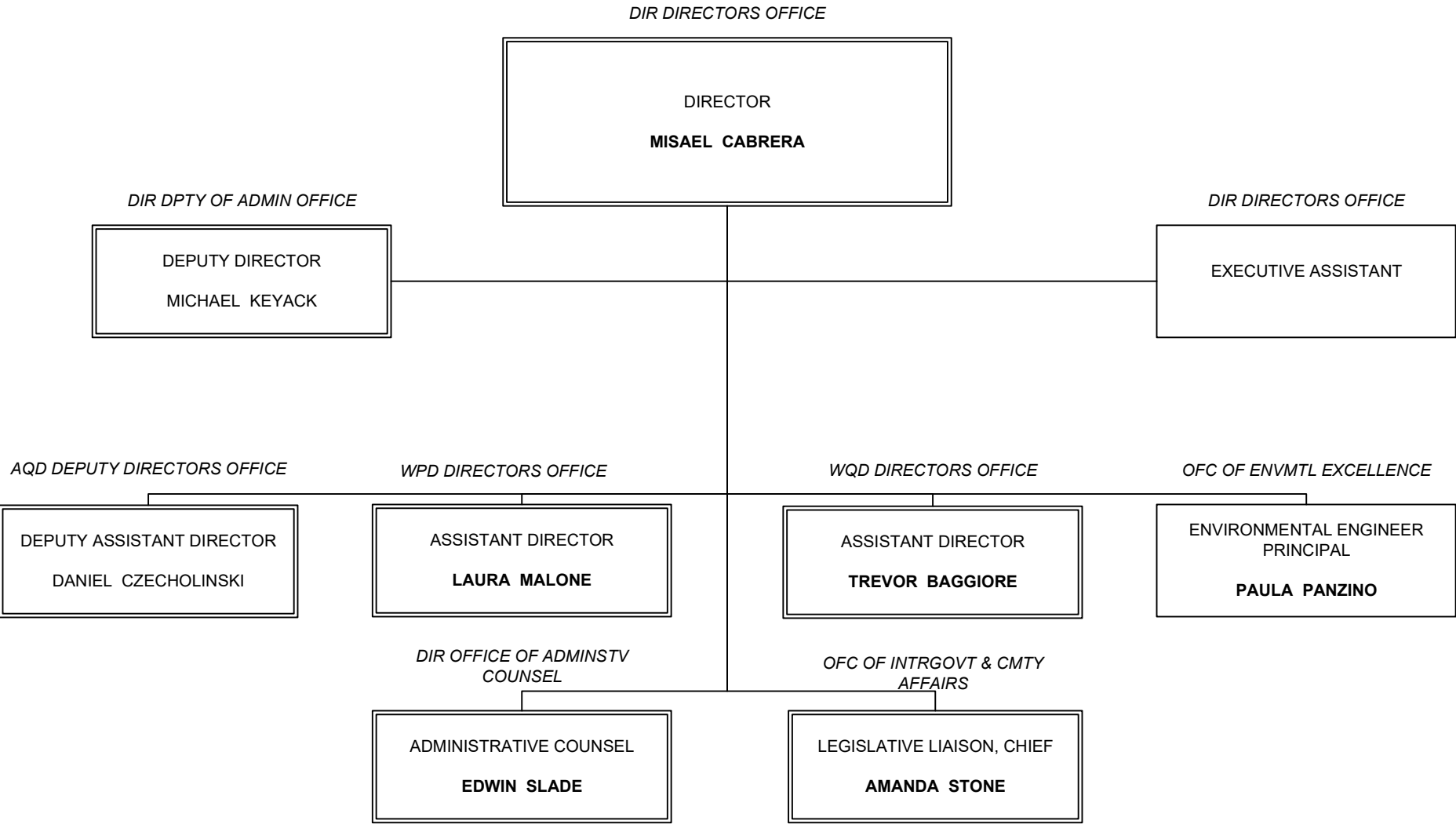
#	Five Year Strategy	Start FY	Progress / Successes
1	Accelerate Cleanups	2018	<ul style="list-style-type: none"> <li>• Reduced the net # of Known, Ongoing, Unauthorized Releases from 107 to 97, total mitigated 198 since FY18.</li> <li>• Reduced the net # of open Leaking Underground Storage Tank sites from 328 to 253, total mitigated 343 since FY17.</li> </ul>
2	Enhance Arizona's Unique Environment	2017	<ul style="list-style-type: none"> <li>• Assisted over 3,583 motorists through the voluntary vehicle repair program – eliminating an estimated 50,516 lbs. of ozone precursors since 2017.</li> <li>• Reduced net # drinking water systems not meeting federal standards from 72 to 36. Total mitigated 122 since FY17.</li> </ul>
3	Support Environmentally Responsible Economic Growth	2017	<ul style="list-style-type: none"> <li>• myDEQ selected as CIO100 award winner.</li> <li>• Expanded myDEQ number of online services to 80, or 45% of services now online. Completed Clean Water Act 404 program stakeholder process which informed the decision to not proceed with assumption.</li> <li>• Conducted Underground Injection Control primacy Stakeholder process. Rule making and minor conforming changes to statute in progress.</li> </ul>
4	Recruit, Train and Retain Top Talent	2017	<ul style="list-style-type: none"> <li>• Reduced Agency Single Points of Failure from 41 to 6.</li> </ul>
5	Implement Binational Strategic Plan	2017	<ul style="list-style-type: none"> <li>• Settled the International Outfall Interceptor lawsuit for \$36M in Federal and private funding.</li> <li>• Expanded border air quality monitoring network in San Luis Sonora, and Nogales to better understand international ozone transport.</li> <li>• Completed interim repairs to stop trans-border wastewater discharges in Naco, Arizona. Long-term site characterization contract in process.</li> </ul>

Strat	FY21 Annual Objectives	Objective Metrics	Annual Initiatives
1	Mitigate Known, Ongoing, Unauthorized Impacts (KOUI) to the Environment and continue cleanups at State Hazardous Waste sites.	<ul style="list-style-type: none"> <li>Reduce net # of KOUI sites to 65.</li> <li>Remove 1 site from WQARF Registry.</li> <li>Reduce time to implement remedy 8.08 yrs to 8.0 yrs.</li> </ul>	<ul style="list-style-type: none"> <li>Stop PFAS plume before it reaches Tucson's central drinking water wells (\$3.2M WQARF).</li> <li>Remediation of 3 point sources releasing contaminants to the Hassayampa River (\$1.5M WQARF).</li> <li>Delist 1 site from the WQARF Registry; Optimize and Maintain 21 remediation systems; Install remediation systems at 4 sites; Develop Feasibility and Remedial Action Plans at 4 sites; Complete 11 Records of Decisions (\$10.3M WQARF).</li> </ul>
1	Remediate open Leaking Underground Storage Tank (UST) sites.	<ul style="list-style-type: none"> <li>Reduce net # of open Leaking Underground Storage Tanks by 30.</li> </ul>	<ul style="list-style-type: none"> <li>Upgrade 220 tank sites under TSIP; manage 146 Pre-Approval and State Lead remediation sites; oversee 54 Non-Corrective Action sites; conduct 1,150 inspections (\$33M UST)</li> </ul>
2	Correct and prevent Drinking Water Systems from serving drinking water not meeting federal standards.	<ul style="list-style-type: none"> <li>Reduce the Net # of Drinking Water Systems not meeting federal standards by 9.</li> </ul>	<ul style="list-style-type: none"> <li>Leverage WIFA loans &amp; WIIN Act for small systems. (Ext. Source)</li> <li>Expand assistance to small drinking systems including technical, managerial and financial support. (Baseline)</li> </ul>
2	Establish Protection of Arizona Lakes and Streams (PALS) program to address gap resulting from new definition of Waters of the United States	<ul style="list-style-type: none"> <li>PALS program authorization.</li> </ul>	<ul style="list-style-type: none"> <li>Complete stakeholder process, design program and facilitate enactment of PALS legislation (\$1.1M Admin<sup>a</sup>).</li> </ul>
3	Assume primacy of federal Underground Injection Control Program	<ul style="list-style-type: none"> <li>Approval of program assumption by legislature, GRRC, and US EPA</li> </ul>	<ul style="list-style-type: none"> <li>Facilitate conforming statute changes, complete rule package and submit application for primacy to US EPA (Baseline).</li> </ul>
4	Recruit, Train and Retain Top Environmental Talent.	<ul style="list-style-type: none"> <li>Offer and increase number of full-time and part-time teleworking FTE to 40%</li> </ul>	<ul style="list-style-type: none"> <li>Update equipment for teleworking (\$327K Admin<sup>a</sup>).</li> <li>Design floor plans and functionality (hoteling stations, etc.).</li> <li>Work with ADOA and vacate unused space.</li> </ul>
5	Implement Binational Strategic Plan.	<ul style="list-style-type: none"> <li>Complete FY20 Arizona-Mexico Commission Milestones.</li> </ul>	<ul style="list-style-type: none"> <li>Start construction of IOI repairs (\$36M Federal and private).</li> <li>Add more border air monitoring capability (\$0.16M PPG Grant).</li> <li>Continue addressing SSOs along the border (\$ 0.2M Admin<sup>a</sup>).</li> </ul>

<sup>a</sup> – postpone administrative costs from General Fund replacement (UST-Admin) to prioritize strategic initiatives

Arizona Department of Environmental Quality

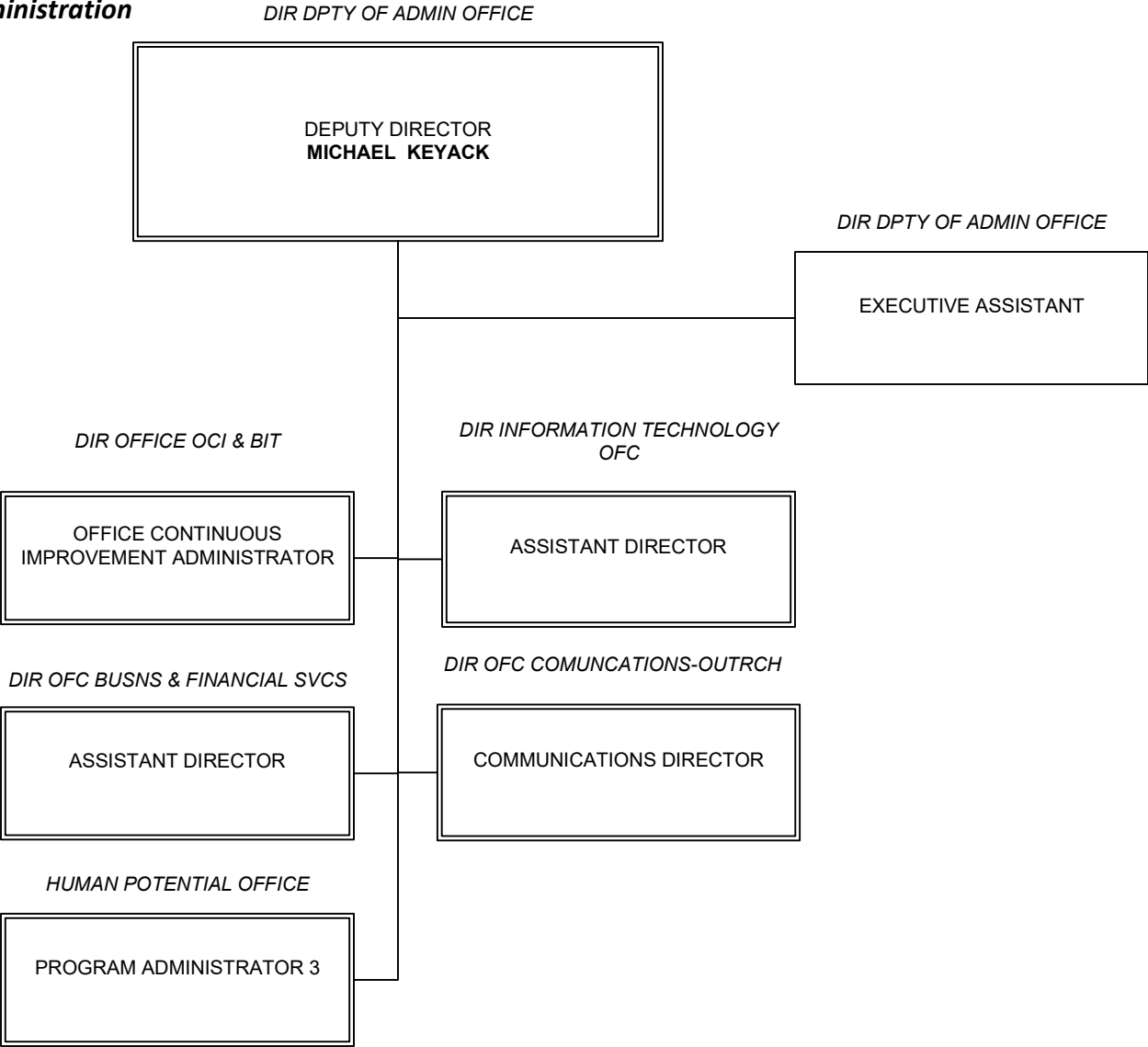
Office of the Director



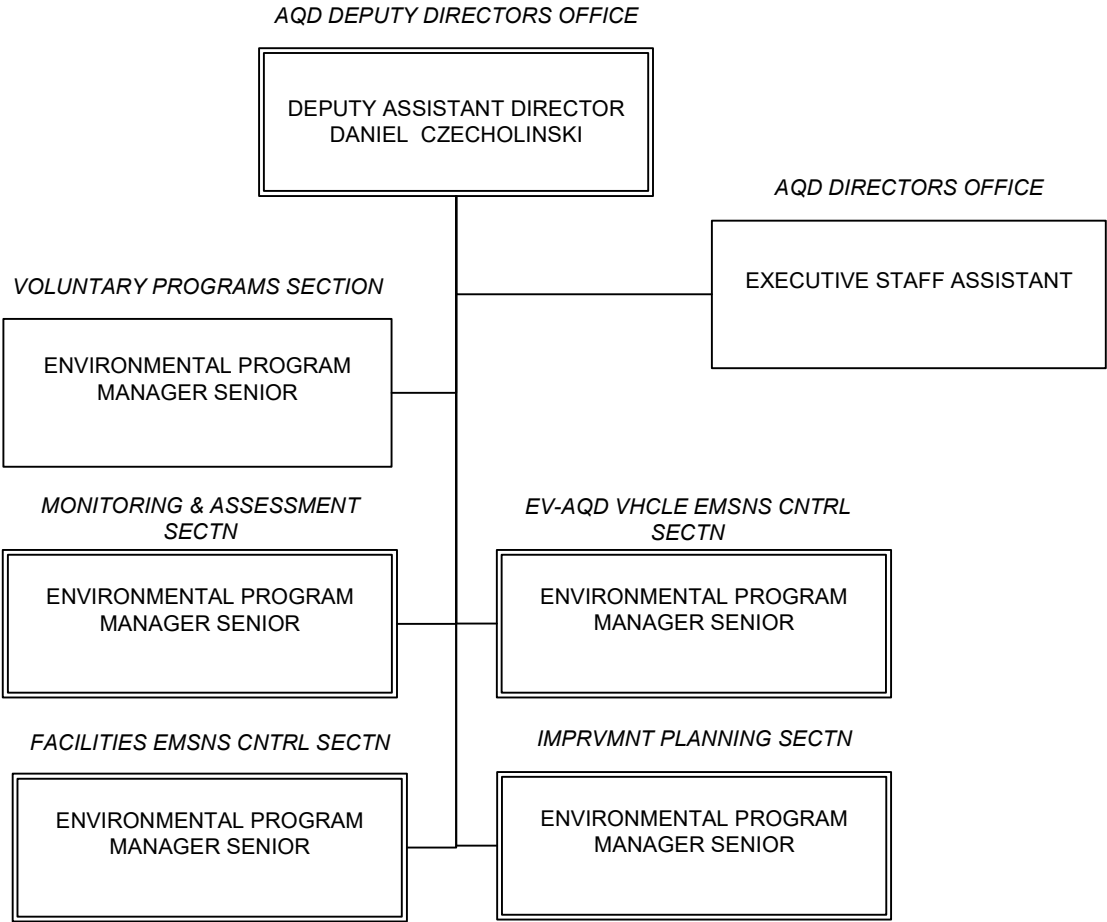


Arizona Department of Environmental Quality

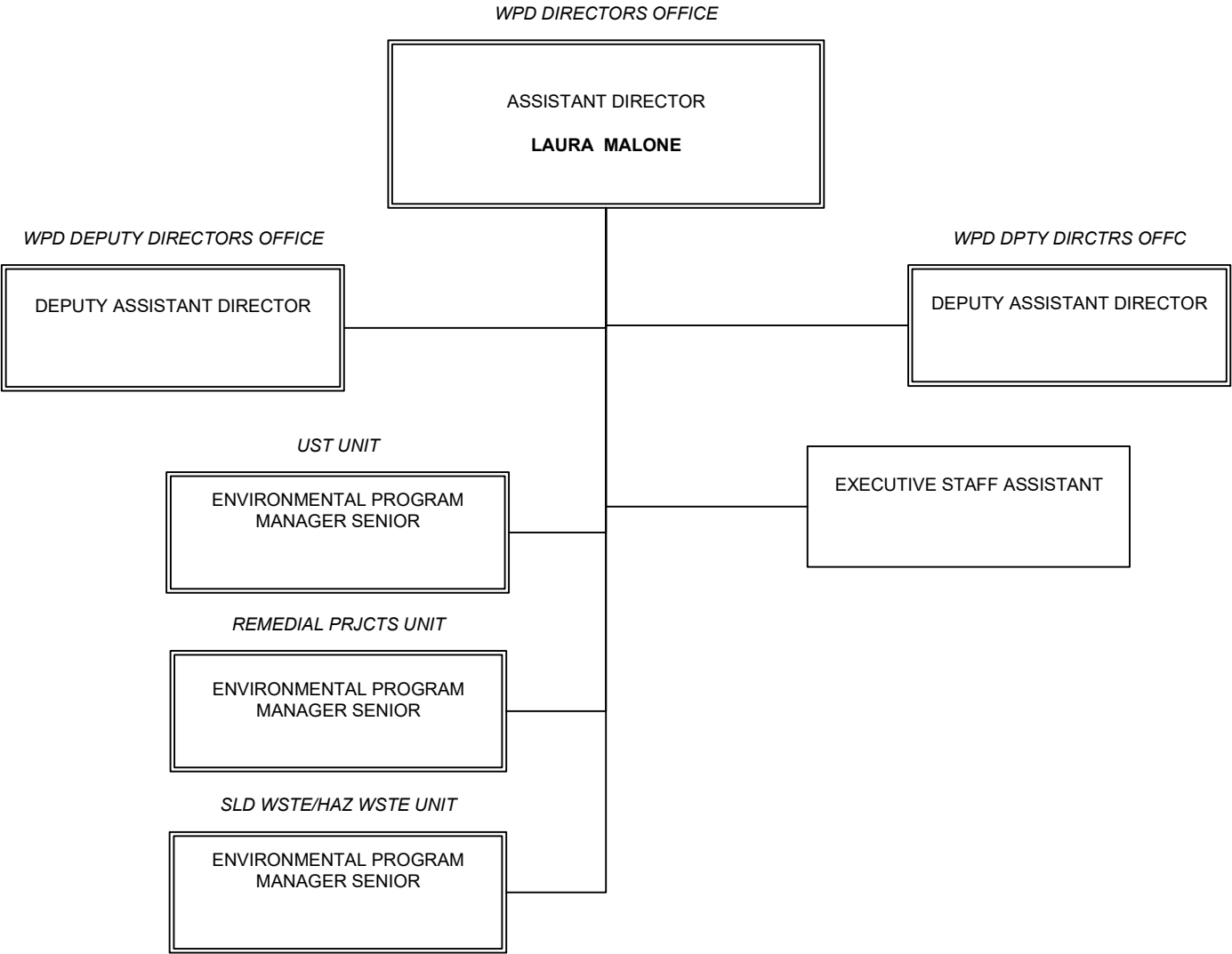
Office of the Deputy Director of Administration



Air Quality Division

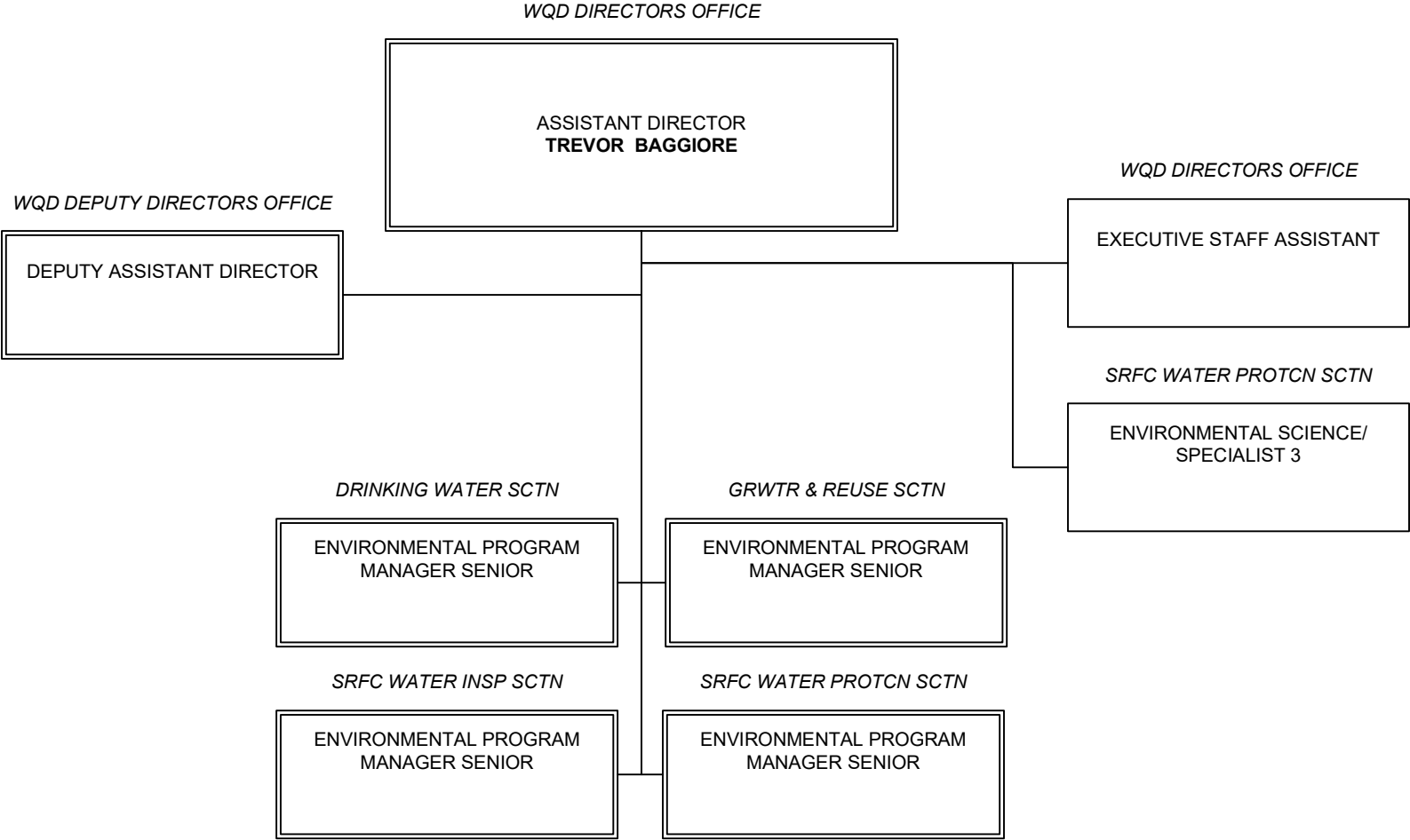


Waste Programs Division



Arizona Department of Environmental Quality

Water Quality Division





## Revenue Schedule

<b>Agency:</b>	Department of Environmental Quality
----------------	-------------------------------------

<b>Fund:</b>	EV2000 Federal Grants Fund
--------------	----------------------------

AFIS Code	Category of Receipt and Description	FY 2020	FY 2021	FY 2022
4901	OPERATING TRANSFERS IN	14,593.4	17,280.6	17,280.6
<b>Fund Total:</b>		14,593.4	17,280.6	17,280.6

STATE OF ARIZONA  
BASE BUDGET JUSTIFICATION  
Fiscal Year 2021

**AGENCY:** Arizona Department of Environmental Quality  
**PROGRAM NAME:** Arizona Department of Environmental Quality  
**FUND AND NUMBER:** Federal Grant (2000)

---

<b>REVENUES</b>	<b>\$17,280,600</b>
-----------------	---------------------

<b>#4211 Federal Grants (Operating)</b>	<b>\$17,280,600</b>
---	---------------------

Revenues are based on each grant's approved work plan.

**Methodology Used In Projections**

Methodologies differ according to various awarded grants.

## Revenue Schedule

<b>Agency:</b>	Department of Environmental Quality
----------------	-------------------------------------

<b>Fund:</b>	EV2082 DEQ Emissions Inspection
--------------	---------------------------------

AFIS Code	Category of Receipt and Description	FY 2020	FY 2021	FY 2022
4339	OTHER FEES AND CHARGES FOR SERVICES	27,671.8	27,731.9	27,731.9
4631	TREASURERS INTEREST INCOME	103.3	83.4	83.4
<b>Fund Total:</b>		27,775.1	27,815.3	27,815.3

STATE OF ARIZONA  
BASE BUDGET JUSTIFICATION  
Fiscal Year 2021

**AGENCY:** Arizona Department of Environmental Quality  
**PROGRAM NAME:** Air Quality Program  
**FUND AND NUMBER:** DEQ Emissions Inspection Fund (2082)

---

<b>REVENUES</b>	<b>\$27,815,300</b>
-----------------	---------------------

The program will be self-supporting through collection of Certificates of Inspection (C.O.I.s), waiver fees, exemption fees and an administrative charge to cover the remaining costs of the program operations.

<b>#4339 Other Fees &amp; Charges for Services</b>	<b>\$27,731,900</b>
--	---------------------

Program revenue projections were based on the current fees and the projected test volumes in the Vehicle Emission Inspection Program (VEIP). The department will review the fund balance annually and analyze the administrative program fees to determine if the fees are sufficient to support the program. The C.O.I.s, waiver fees and exemption fees are based on analysis and historical revenue data.

<b>#4631 Treasurer's Interest Income</b>	<b>\$83,400</b>
--	-----------------

The State Treasurer invests and divests monies in the fund as provided by A.R.S. §35-313. Interest earned on these investments is credited to the fund.

**Methodology Used in Projections**  
Revenue estimates are based on fleet estimates for each test category multiplied by the test fee.

## Revenue Schedule

**Agency:** Department of Environmental Quality

**Fund:** EV2178 Hazardous Waste Management

AFIS Code	Category of Receipt and Description	FY 2020	FY 2021	FY 2022
4439	OTHER PERMITS	145.6	102.0	102.0
4449	OTHER FEES	1,460.6	1,022.4	1,022.4
4631	TREASURERS INTEREST INCOME	13.7	9.6	9.6
4901	OPERATING TRANSFERS IN	0.0	0.0	604.0
<b>Fund Total:</b>		1,619.9	1,134.0	1,738.0

STATE OF ARIZONA  
BASE BUDGET JUSTIFICATION  
Fiscal Year 2021

**AGENCY:** Arizona Department of Environmental Quality

**PROGRAM NAME:** Waste Program

**FUND AND NUMBER:** Hazardous Waste Management Fund (2178)

---

**REVENUES**

**\$1,134,000**

**#4439 Other Permits**

**\$102,000**

A Permit is required by ADEQ for hazardous waste treatment, storage or disposal facilities to operate (A.R.S. § 49-922 (B) (5)).

**#4449 Other Fees**

**\$1,022,400**

Hazardous Waste Generation and Disposal Fees (A.R.S. § 49-931).

**#4631 Treasurer's Interest Income**

**\$9,600**

The State Treasurer invests and divests monies in the fund as provided by A.R.S. § 35-313. Interest earned on these investments is credited to the fund.

**Methodology Used In Projections**

Revenue projections were based on historical trend analysis.

STATE OF ARIZONA  
BASE BUDGET JUSTIFICATION  
Fiscal Year 2022

**AGENCY:** Arizona Department of Environmental Quality

**PROGRAM NAME:** Waste Program

**FUND AND NUMBER:** Hazardous Waste Management Fund (2178)

---

<b>REVENUES</b>	<b>\$1,738,000</b>
-----------------	--------------------

<b>#4439 Other Permits</b>	<b>\$102,000</b>
----------------------------	------------------

A Permit is required by ADEQ for hazardous waste treatment, storage or disposal facilities to operate (A.R.S. § 49-922 (B) (5)).

<b>#4449 Other Fees</b>	<b>\$1,022,400</b>
-------------------------	--------------------

Hazardous Waste Generation and Disposal Fees (A.R.S. § 49-931).

<b>#4631 Treasurer's Interest Income</b>	<b>\$9,600</b>
--	----------------

The State Treasurer invests and divests monies in the fund as provided by A.R.S. § 35-313. Interest earned on these investments is credited to the fund.

<b>#4901 Operating Transfer-In</b>	<b>\$604,000</b>
------------------------------------	------------------

ADEQ is requesting the following one-time internal fund transfer from Solid Waste Fee Fund to fund Hazardous Waste Management Fund for Fiscal Year 2021 - 2022 to offset the projected structural deficit as described in Funding Issue #3 "Hazardous Waste Management Fund (HWMF) Structural Deficit".

**Methodology Used In Projections**

Revenue projections were based on historical trend analysis.



## Revenue Schedule

**Agency:** Department of Environmental Quality

**Fund:** EV2221 Water Quality Assurance Revolving Fund

AFIS Code	Category of Receipt and Description	FY 2020	FY 2021	FY 2022
4199	OTHER MISCELLANEOUS TAXES	642.3	446.1	446.1
4339	OTHER FEES AND CHARGES FOR SERVICES	13.3	0.0	0.0
4449	OTHER FEES	1,239.3	1,455.3	1,455.3
4512	RESTITUTION	469.0	0.0	0.0
4519	OTHER FINES OR FORFEITURES OR PENALTIES	10.0	0.0	0.0
4631	TREASURERS INTEREST INCOME	81.1	52.7	52.7
4901	OPERATING TRANSFERS IN	13,620.5	15,000.0	14,000.0
<b>Fund Total:</b>		16,075.5	16,954.1	15,954.1

STATE OF ARIZONA  
BASE BUDGET JUSTIFICATION  
Fiscal Year 2021

**AGENCY:** Arizona Department of Environmental Quality

**PROGRAM NAME:** Waste Program

**FUND AND NUMBER:** Water Quality Assurance Revolving Fund (2221)

---

**Revenues**

**\$16,954,100**

The Water Quality Assurance Revolving Fund has 13 sources of revenue from taxes and fees. Several state agencies and various sections within ADEQ are charged with collecting this revenue. Additionally, interest collected is reinvested in the fund. Listed below are brief descriptions of sources of WQARF revenue.

**#4199 Miscellaneous Taxes**

**\$446,100**

Tax on Water Use: A.R.S. § 42-5302. This is a tax (0.65 of one cent per thousand gallons of water delivered/sold to retail customers) by municipal water suppliers. The Department of Revenue is responsible for collecting this tax.

**#4449 Other Fees**

**\$1,455,300**

Included in this category are all of the following: 1. Fertilizer License Fees (A.R.S. § 3-272, subsection B, paragraph 2). 2. Pesticide Registration Fees (A.R.S. § 3-351, subsection D, paragraph 2). 3. Water Quality Assurance Fees (A.R.S. § 45-616). 4. Industrial Discharge Registration Fees (A.R.S. § 49-209). 5. Manifest Re-submittal Fees (A.R.S. § 49-922.01). 6. Hazardous Waste Facility Registration Fees (A.R.S. § 49-929). 7. Hazardous Waste Resource Recovery Facility Registration Fees (A.R.S. § 49-930).

**#4631 Treasurer's Interest Income**

**\$52,700**

The State Treasurer invests and divests monies in the fund as provided by A.R.S. § 35-313. Interest earned on these investments is credited to the fund (A.R.S. § 49-282 (D)).

STATE OF ARIZONA  
BASE BUDGET JUSTIFICATION  
Fiscal Year 2021

**AGENCY:** Arizona Department of Environmental Quality

**PROGRAM NAME:** Waste Program

**FUND AND NUMBER:** Water Quality Assurance Revolving Fund (2221)

---

**#4901 Operating Transfer-In**

**\$15,000,000**

A.R.S. § 49-282 requires an annual \$15,000,000 transfer from the Corporate Income Tax (CIT) to the Water Quality Assurance Revolving Fund (WQARF). Laws 2019 54th Legislature Second Regular Session S.B. 1689 Section 4. amended the transfer to \$15,000,000 from the State General Fund for Fiscal Year 2020 - 2021.

**Methodology Used In Projections**

Revenue projections were based on historical trend analysis.

STATE OF ARIZONA  
BASE BUDGET JUSTIFICATION  
Fiscal Year 2022

**AGENCY:** Arizona Department of Environmental Quality

**PROGRAM NAME:** Waste Program

**FUND AND NUMBER:** Water Quality Assurance Revolving Fund (2221)

---

**Revenues**

**\$15,954,100**

The Water Quality Assurance Revolving Fund has 13 sources of revenue from taxes and fees. Several state agencies and various sections within ADEQ are charged with collecting this revenue. Additionally, interest collected is reinvested in the fund. Listed below are brief descriptions of sources of WQARF revenue.

**#4199 Miscellaneous Taxes**

**\$446,100**

Tax on Water Use: A.R.S. § 42-5302. This is a tax (0.65 of one cent per thousand gallons of water delivered/sold to retail customers) by municipal water suppliers. The Department of Revenue is responsible for collecting this tax.

**#4449 Other Fees**

**\$1,455,300**

Included in this category are all of the following: 1. Fertilizer License Fees (A.R.S. § 3-272, subsection B, paragraph 2). 2. Pesticide Registration Fees (A.R.S. § 3-351, subsection D, paragraph 2). 3. Water Quality Assurance Fees (A.R.S. § 45-616). 4. Industrial Discharge Registration Fees (A.R.S. § 49-209). 5. Manifest Re-submittal Fees (A.R.S. § 49-922.01). 6. Hazardous Waste Facility Registration Fees (A.R.S. § 49-929). 7. Hazardous Waste Resource Recovery Facility Registration Fees (A.R.S. § 49-930).

**#4631 Treasurer's Interest Income**

**\$52,700**

The State Treasurer invests and divests monies in the fund as provided by A.R.S. § 35-313. Interest earned on these investments is credited to the fund (A.R.S. § 49-282 (D)).

STATE OF ARIZONA  
BASE BUDGET JUSTIFICATION  
Fiscal Year 2022

**AGENCY:** Arizona Department of Environmental Quality

**PROGRAM NAME:** Waste Program

**FUND AND NUMBER:** Water Quality Assurance Revolving Fund (2221)

---

**#4901 Operating Transfer-In**

**\$14,000,000**

ADEQ is requesting the following internal fund transfers to fund WQARF for Fiscal Year 2021 - 2022 as described in Funding Issue #1 "WQARF Funding - One time transfer from existing funds (cash balance)":

1. \$10,000,000 from the Underground Storage Tank Revolving Fund established by section 49-1015, Arizona Revised Statutes.
2. \$2,000,000 from the Air Quality Fund established by section 49-551, Arizona Revised Statutes.
3. \$1,500,000 from the Recycling Fund established by section 49-837, Arizona Revised Statutes.
4. \$500,000 from Emergency Response Fund established by section 49-132, Arizona Revised Statutes.

**Methodology Used In Projections**

Revenue projections were based on historical trend analysis.

## Revenue Schedule

**Agency:** Department of Environmental Quality

**Fund:** EV2226 Air Quality Fund

AFIS Code	Category of Receipt and Description	FY 2020	FY 2021	FY 2022
4449	OTHER FEES	9,663.6	9,926.4	9,926.4
4631	TREASURERS INTEREST INCOME	56.4	13.2	13.2
4871	RESIDUAL EQUITY ADJUSTMENT	(1,988.3)	(2,426.4)	(2,426.4)
4901	OPERATING TRANSFERS IN	(724.2)	(726.0)	(726.0)
<b>Fund Total:</b>		7,007.5	6,787.2	6,787.2

STATE OF ARIZONA  
BASE BUDGET JUSTIFICATION  
Fiscal Year 2021

**AGENCY:** Arizona Department of Environmental Quality  
**PROGRAM NAME:** Air Quality Program  
**FUND AND NUMBER:** Air Quality Fund (2226)

---

<b>REVENUES</b>	<b>\$6,787,200</b>
-----------------	--------------------

<b>#4449 Other Fees</b>	<b>\$9,926,400</b>
-------------------------	--------------------

Air Quality Fee Fund Revenue is derived from taxes paid on vehicle registrations. The tax is \$1.50 per vehicle. Revenue is based on the assumption that a similar number of vehicles will be registered in FY2019 as in FY2018 along with computing a 2 year historical average to provide conservative reasonable forecast.

<b>#4631 Treasurer's Interest Income</b>	<b>\$13,200</b>
--	-----------------

The State Treasurer invests and divests monies in the fund as provided by A.R.S. §35-313. Interest earned on these investments is credited to the fund.

<b>In addition to ADEQ program expenditures, the revenue generated is also required to fund \$3,152,400 in transfers to the following State Agencies:</b>	<b>(\$3,152,400)</b>
---	----------------------

Department of Administration (Travel Reduction and Bus Subsidy Programs)  
Department of Transportation  
Department of Agriculture (Oxygenated Fuels and Vapor Recovery Programs)

**Methodology Used In Projections**

Revenue projections were based on historical trend analysis.

## Revenue Schedule

**Agency:** Department of Environmental Quality

**Fund:** EV2271 Underground Storage Tank Revolving

AFIS Code	Category of Receipt and Description	FY 2020	FY 2021	FY 2022
4166	UNDERGROUND STORAGE TANK CONTENTS TAX	31,999.2	26,128.8	26,128.8
4339	OTHER FEES AND CHARGES FOR SERVICES	20.0	0.0	0.0
4449	OTHER FEES	697.9	732.0	732.0
4519	OTHER FINES OR FORFEITURES OR PENALTIES	150.9	0.0	0.0
4631	TREASURERS INTEREST INCOME	1,236.0	627.9	627.9
<b>Fund Total:</b>		34,104.0	27,488.7	27,488.7



STATE OF ARIZONA  
BASE BUDGET JUSTIFICATION  
Fiscal Year 2021

**AGENCY:** Arizona Department of Environmental Quality

**PROGRAM NAME:** Waste Program

**FUND AND NUMBER:** Underground Storage Tank Revolving Fund (2271)

---

**REVENUES**

**\$27,488,700**

**#4166 Underground Storage Tank Contents Tax**

**\$26,128,800**

An excise tax (A.R.S. § 49-1031) of \$0.01/gallon is levied on an owner/operator of an underground storage tank in Arizona that dispenses motor vehicle fuel, aviation fuel, diesel fuel or other regulated substances (A.R.S. § 49-1001). The Arizona Department of Transportation acts as the collecting agent.

**#4449 Other Fees**

**\$732,000**

An annual Tank Fee (A.R.S. § 49-1020) of \$100/tank is levied on regulated underground storage tanks that are not “closed” in accordance with the applicable code of federal regulations on January 1<sup>st</sup> of each year.

**#4631 Interest Income**

**\$627,900**

The State Treasurer invests and divests monies in the fund as provided by A.R.S. § 35-313. Interest earned on these investments is credited to the fund.

**Methodology Used In Projections**

4166: Based on historical trend along with a projected 20% drop in revenue, as provided by OSPB's COVID revenue

4449: Based on current number of tanks (6,279) at \$100/tank.

## Revenue Schedule

<b>Agency:</b>	<b>Department of Environmental Quality</b>
----------------	--

<b>Fund:</b>	<b>EV2289 Recycling Fund</b>
--------------	------------------------------

AFIS Code	Category of Receipt and Description	FY 2020	FY 2021	FY 2022
4449	OTHER FEES	2,413.4	2,538.9	2,538.9
4631	TREASURERS INTEREST INCOME	20.7	38.1	38.1
<b>Fund Total:</b>		2,434.1	2,577.0	2,577.0

STATE OF ARIZONA  
BASE BUDGET JUSTIFICATION  
Fiscal Year 2021

**AGENCY:** Arizona Department of Environmental Quality

**PROGRAM NAME:** Waste Program

**FUND AND NUMBER:** Recycling Fund (2289)

---

<b>REVENUES</b>	<b>\$2,577,000</b>
-----------------	--------------------

The Recycling Fund (A.R.S. § 49-837) revenue is primarily derived from a statutory Landfill Disposal Fee (A.R.S. § 49-836).

<b>#4449 Other Fees</b>	<b>\$2,538,900</b>
-------------------------	--------------------

A statutorily set landfill disposal fee is imposed for non-compacted solid waste received at landfills regulated by ADEQ (A.R.S. § 49-836).

<b>#4631 Treasurer's Interest Income</b>	<b>\$38,100</b>
--	-----------------

The State Treasurer invests and divests monies in the fund as provided by A.R.S. § 35-313. Interest earned on these investments is credited to the fund.

**Methodology Used In Projections**

Revenue projections were based on historical trend analysis.

## Revenue Schedule

<b>Agency:</b>	Department of Environmental Quality
----------------	-------------------------------------

<b>Fund:</b>	EV2308 Monitoring Assistance Fund
--------------	-----------------------------------

AFIS Code	Category of Receipt and Description	FY 2020	FY 2021	FY 2022
4449	OTHER FEES	1,075.2	287.8	681.6
4631	TREASURERS INTEREST INCOME	14.7	13.7	13.7
<b>Fund Total:</b>		1,089.9	301.5	695.3

STATE OF ARIZONA  
BASE BUDGET JUSTIFICATION  
Fiscal Year 2021

**AGENCY:** Arizona Department of Environmental Quality  
**PROGRAM NAME:** Water Quality Program  
**FUND AND NUMBER:** Centralized Monitoring Fee Fund (2308)

---

<b>REVENUES</b>	<b>\$301,500</b>
-----------------	------------------

<b>#4449 Other Fees</b>	<b>\$287,800</b>
-------------------------	------------------

Revenue is derived from fees received from public water systems for the collection, transportation and analysis of water samples. Under A.R.S. §49-360, water systems with 10,000 or fewer customers are required to participate in this program, which was implemented to bring small public water systems in Arizona into compliance with the monitoring and reporting requirements of the federal Safe Drinking Water Act. Eighty-five percent of the revenue received is used to contract with environmental laboratories that are licensed in Arizona to analyze the samples. A maximum of fifteen percent of the fees are utilized for administrative expenditures relating to this fund. If the fund has a surplus after execution of the previous year's contract, any surplus in excess of two hundred thousand dollars in any year shall be used to reduce the fee for the subsequent year in a manner consistent with the program invoicing system.

MAP fees established in AAC R-18-4-304: A public water system participating in the monitoring assistance program shall pay an annual fee of \$250 and a unit fee of \$2.57 per meter or service connection.

Beginning in FY21, a portion of the unit fee will be credited back to the system to reduce the fee for the subsequent year. The percent reduction of the unit fee shall be determined by the amount of fund surplus in excess of \$200,000 after the execution of the previous year's contract. For Fiscal Year 21, 100% of the unit fee will be used to reduce the fee for the subsequent year.

<b>#4449 Other Fees - Refunds</b>	
-----------------------------------	--

Anticipated refunds to the public water systems as required by A.R.S. §49-360.	<b>\$0</b>
--	------------

STATE OF ARIZONA  
BASE BUDGET JUSTIFICATION  
Fiscal Year 2021

**AGENCY:** Arizona Department of Environmental Quality

**PROGRAM NAME:** Water Quality Program

**FUND AND NUMBER:** Centralized Monitoring Fee Fund (2308)

---

Beginning in FY21, the program is switching to a credit system instead of a refund system.

STATE OF ARIZONA  
BASE BUDGET JUSTIFICATION  
Fiscal Year 2021

**AGENCY:** Arizona Department of Environmental Quality  
**PROGRAM NAME:** Water Quality Program  
**FUND AND NUMBER:** Centralized Monitoring Fee Fund (2308)

---

**#4631 Treasurer's Interest Income**

**\$13,700**

The State Treasurer invests and divests monies in the fund as provided by A.R.S. § 35-313. Interest earned on these investments is credited to the fund.

**Methodology Used In Projections**

FY 2021 revenue projections are based on actual revenues received in FY 2020. The number of public water systems in the Centralized Monitoring Fee Fund program has remained steady over the past several years (approximately 832 systems, 350,000 service connections). Revenues are adjusted to reflect any credits.

STATE OF ARIZONA  
BASE BUDGET JUSTIFICATION  
Fiscal Year 2022

**AGENCY:** Arizona Department of Environmental Quality  
**PROGRAM NAME:** Water Quality Program  
**FUND AND NUMBER:** Centralized Monitoring Fee Fund (2308)

---

<b>REVENUES</b>	<b>\$695,269</b>
-----------------	------------------

<b>#4449 Other Fees</b>	<b>\$681,569</b>
-------------------------	------------------

Revenue is derived from fees received from public water systems for the collection, transportation and analysis of water samples. Under A.R.S. §49-360, water systems with 10,000 or fewer customers are required to participate in this program, which was implemented to bring small public water systems in Arizona into compliance with the monitoring and reporting requirements of the federal Safe Drinking Water Act. Eighty-five percent of the revenue received is used to contract with environmental laboratories that are licensed in Arizona to analyze the samples. A maximum of fifteen percent of the fees are utilized for administrative expenditures relating to this fund. If the fund has a surplus after execution of the previous year's contract, any surplus in excess of two hundred thousand dollars in any year shall be used to reduce the fee for the subsequent year in a manner consistent with the program invoicing system.

MAP fees established in AAC R-18-4-304: A public water system participating in the monitoring assistance program shall pay an annual fee of \$250 and a unit fee of \$2.57 per meter or service connection.

A portion of the unit fee will be credited back to the system to reduce the fee for the subsequent year. The percent reduction of the unit fee shall be determined by the amount of fund surplus in excess of \$200,000 after the execution of the previous year's contract.



STATE OF ARIZONA  
BASE BUDGET JUSTIFICATION  
Fiscal Year 2022

**AGENCY:** Arizona Department of Environmental Quality  
**PROGRAM NAME:** Water Quality Program  
**FUND AND NUMBER:** Centralized Monitoring Fee Fund (2308)

---

**#4631 Treasurer's Interest Income**

**\$13,700**

The State Treasurer invests and divests monies in the fund as provided by A.R.S. § 35-313. Interest earned on these investments is credited to the fund.

**Methodology Used In Projections**

FY 2022 revenue projections are based on projected revenues expected to be received in FY 2021. The number of public water systems in the Centralized Monitoring Fee Fund program has remained steady over the past several years (approximately 832 systems, 350,000 service connections). Revenues are adjusted to reflect any credits.

## Revenue Schedule

<b>Agency:</b>	Department of Environmental Quality
----------------	-------------------------------------

<b>Fund:</b>	EV2328 Permit Administration
--------------	------------------------------

AFIS Code	Category of Receipt and Description	FY 2020	FY 2021	FY 2022
4439	OTHER PERMITS	310.8	300.0	300.0
4449	OTHER FEES	5,060.3	5,074.1	5,074.1
4631	TREASURERS INTEREST INCOME	25.3	15.0	15.0
<b>Fund Total:</b>		5,396.4	5,389.1	5,389.1

STATE OF ARIZONA  
BASE BUDGET JUSTIFICATION  
Fiscal Year 2021

**AGENCY:** Arizona Department of Environmental Quality  
**PROGRAM NAME:** Air Quality Program  
**FUND AND NUMBER:** Permit Administration Fund (2328)

---

<b>REVENUES</b>	<b>\$5,389,100</b>
-----------------	--------------------

Air Permit Administration Fund revenue is derived from fees collected for the direct and indirect costs required to develop and administer the permit program requirements of Title V of the Clean Air Act.

<b>#4439 Other Permits</b>	<b>\$300,000</b>
----------------------------	------------------

Title V and Non-Title V recoverable permitting fees are mandated by state legislation and regulations for Title V and Non-Title V sources. The costs for time spent preparing and modifying air quality permits and supporting documentation are recoverable.

<b>#4449 Other Fees</b>	<b>\$5,074,100</b>
-------------------------	--------------------

Title V and Non-Title V recoverable annual fees include fees for activities related directly to the state operating permit program supporting Title V of the Clean Air Act. Costs are recovered through annual administrative, inspection and emission fees charged to permitted sources.

<b>#4631 Treasurer's Interest Income</b>	<b>\$15,000</b>
--	-----------------

The State Treasurer invests and divests monies in the fund as provided by A.R.S. §35-313. Interest earned on these investments is credited to the fund.

**Methodology Used In Projections**

The revenue monies come from the Air Permit Program and are based on historical annual billings for administrative fees, emission tonnage fees and processing fees.

## Revenue Schedule

<b>Agency:</b>	Department of Environmental Quality
----------------	-------------------------------------

<b>Fund:</b>	EV2365 Voluntary Vehicle Repair & Retrofit Program
--------------	--

AFIS Code	Category of Receipt and Description	FY 2020	FY 2021	FY 2022
4449	OTHER FEES	1,158.2	1,077.7	1,077.7
<b>Fund Total:</b>		1,158.2	1,077.7	1,077.7

STATE OF ARIZONA  
BASE BUDGET JUSTIFICATION  
Fiscal Year 2021

**AGENCY:** Arizona Department of Environmental Quality

**PROGRAM NAME:** Air Quality Program

**FUND AND NUMBER:** Voluntary Vehicle Repair & Retrofit Program Fund (2365)

---

**REVENUES**

**\$1,077,700**

**#4449 Other Fees**

**\$1,077,700**

Every person who is required to register a diesel powered motor vehicle in this state with a declared gross weight as defined in A.R.S. §28-5431 of more than eight thousand five hundred pounds and every person who is subject to an apportioned fee for diesel powered motor vehicles collected pursuant to title 28, chapter 7, articles 7 and 8 shall pay an additional apportioned diesel fee of ten dollars (A.R.S. §49-551(A)).

**Methodology Used In Projections**

Revenue estimates are based on historical deposits.

## Revenue Schedule

**Agency:** Department of Environmental Quality

**Fund:** EV2449 Employee Recognition Fund

	<u>FY 2020</u>	<u>FY 2021</u>	<u>FY 2022</u>
	4.4	6.2	6.2
<b>Fund Total:</b>	4.4	6.2	6.2

## Revenue Schedule

**Agency:** Department of Environmental Quality

**Fund:** EV2500 IGA and ISA Fund

AFIS Code	Category of Receipt and Description	FY 2020	FY 2021	FY 2022
4211	FEDERAL GRANTS	57.1	0.0	0.0
4339	OTHER FEES AND CHARGES FOR SERVICES	314.2	635.1	635.1
4519	OTHER FINES OR FORFEITURES OR PENALTIES	136.8	0.0	0.0
4901	OPERATING TRANSFERS IN	5,629.1	4,241.5	4,241.5
<b>Fund Total:</b>		6,137.2	4,876.6	4,876.6

STATE OF ARIZONA  
BASE BUDGET JUSTIFICATION  
Fiscal Year 2021

**AGENCY:** Arizona Department of Environmental Quality  
**PROGRAM NAME:** Arizona Department of Environmental Quality  
**FUND AND NUMBER:** IGA and ISA Fund (2500)

---

<b>REVENUES</b>	<b>\$4,876,600</b>
-----------------	--------------------

- |   |                    |
|---|--------------------|
| <b>#4339 Western States Project</b>   | <b>\$315,500</b>   |
| Western States Project (WSP) revenues are derived from membership dues, registration fees, and settlement funds directed to the Project from member states.   |                    |
| <b>#4339 Slide Rock State Park Fence Project</b>  | <b>\$76,700</b>    |
| Revenues awarded through an Interagency Service Agreement between ADEQ and the Arizona State Parks Board (ASPB) for the implementation and completion of the Slide Rock State Park Fence Project along US Route 89A.  |                    |
| <b>#4339 Three R Mine Remediation</b>   | <b>\$242,900</b>   |
| Revenues awarded through a Good Neighbor Agreement between ADEQ and the USDA Forest Service for activities related to the authorized watershed restoration services for the Santa Cruz watershed including Sonoita Creek.   |                    |
| <b>#4901 Interagency Transfers - WIFA</b>   | <b>\$4,241,500</b> |
| Revenues awarded through an Intergovernmental Service Agreement between ADEQ and the Water Infrastructure Finance Authority (WIFA). Since 1997 WIFA has received Drinking Water State Revolving Fund Capitalization Grants from the EPA. From this, ADEQ is awarded funding for the Public Water System Supervision Program, which encompasses various activities involved in implementing the Safe Drinking Water Act requirements in Arizona. |                    |

**Methodology used in projections**  
Projections for revenues are based on individual ADEQ agreements with WIFA, AANG, and ADOA, and on WSP historical revenue data.



## Revenue Schedule

<b>Agency:</b>	Department of Environmental Quality
----------------	-------------------------------------

<b>Fund:</b>	EV2563 Institutional & Engineering Control Fund
--------------	---

AFIS Code	Category of Receipt and Description	FY 2020	FY 2021	FY 2022
4449	OTHER FEES	24.7	25.6	25.6
4631	TREASURERS INTEREST INCOME	1.7	1.4	1.4
<b>Fund Total:</b>		26.4	27.0	27.0

## Revenue Schedule

<b>Agency:</b>	Department of Environmental Quality
----------------	-------------------------------------

<b>Fund:</b>	EV2564 Voluntary Remediation Fund
--------------	-----------------------------------

AFIS Code	Category of Receipt and Description	FY 2020	FY 2021	FY 2022
4439	OTHER PERMITS	232.7	496.2	496.2
4631	TREASURERS INTEREST INCOME	5.3	4.4	4.4
<b>Fund Total:</b>		238.0	500.6	500.6

STATE OF ARIZONA  
BASE BUDGET JUSTIFICATION  
Fiscal Year 2021

**AGENCY:** Arizona Department of Environmental Quality

**PROGRAM NAME:** Waste Program

**FUND AND NUMBER:** Voluntary Remediation Fund (2564)

---

<b>REVENUES</b>	<b>\$500,600</b>
-----------------	------------------

<b>#4439 Other Permits</b>	<b>\$496,200</b>
----------------------------	------------------

Fees and costs reimbursed to the department pursuant to A.R.S. § 49-179

<b>#4631 Treasurer's Interest Income</b>	<b>\$4,400</b>
--	----------------

The State Treasurer invests and divests monies in the fund as provided by A.R.S. § 35-313.  
Interest earned on these investments is credited to the fund.

**Methodology Used In Projections**

Revenue projections were based on historical trend analysis.

## Revenue Schedule

**Agency:** Department of Environmental Quality

**Fund:** EV3031 Emergency Response Fund

AFIS Code	Category of Receipt and Description	FY 2020	FY 2021	FY 2022
4699	MISCELLANEOUS RECEIPTS	64.8	63.6	63.6
4901	OPERATING TRANSFERS IN	109.8	29.1	0.0
<b>Fund Total:</b>		174.6	92.7	63.6

## Revenue Schedule

**Agency:** Department of Environmental Quality

**Fund:** EV3110 Solid Waste Fee Fund

AFIS Code	Category of Receipt and Description	FY 2020	FY 2021	FY 2022
4339	OTHER FEES AND CHARGES FOR SERVICES	268.5	303.4	303.4
4449	OTHER FEES	772.2	769.9	769.9
4631	TREASURERS INTEREST INCOME	33.2	29.2	29.2
<b>Fund Total:</b>		1,073.9	1,102.5	1,102.5

STATE OF ARIZONA  
BASE BUDGET JUSTIFICATION  
Fiscal Year 2021

**AGENCY:** Arizona Department of Environmental Quality

**PROGRAM NAME:** Waste Program

**FUND AND NUMBER:** Solid Waste Fee Fund (3110)

---

<b>REVENUES</b>	<b>\$1,102,500</b>
-----------------	--------------------

<b>#4339 Other Fees &amp; Charges for Services</b>	<b>\$303,400</b>
--	------------------

Included in this category are the following: 1. Expedited Permits (A.R.S. § 49-762.03, subsection G). To date this process has not been used. 2. Special Waste Management Fee (A.R.S. § 49-857) which is charged for those solid wastes that require special handling and management to protect public health or the environment. 3. Solid Waste Plan Review Fee (A.R.S. § 49-762.03 subsection F).

<b>#4449 Other Fees</b>	<b>\$670,000</b>
-------------------------	------------------

Included in this category are the following: 1. Landfill Registration Fees (A.R.S. § 49-747). 2. Waste Tire Fees (A.R.S. § 44-1302).

<b>#4449 Other Fees</b>	<b>\$99,900</b>
-------------------------	-----------------

Included in this category are the following: 1. Self Certified Waste Tire Collection Sites. 2. Self Certified Transfer Stations. 3. Septic Haulers. 4. Waste Tire Sites. 5. Used Tire Sites. 6. BMW Transporters.

<b>#4631 Treasurer's Interest Income</b>	<b>\$29,200</b>
--	-----------------

The State Treasurer invests and divests monies in the fund as provided by A.R.S. § 35-313. Interest earned on these investments is credited to the fund.

**Methodology Used In Projections**

Revenue projections were based on historical trend analysis.

## Revenue Schedule

**Agency:** Department of Environmental Quality

**Fund:** EV4100 Water Quality Fee Fund

AFIS Code	Category of Receipt and Description	FY 2020	FY 2021	FY 2022
4339	OTHER FEES AND CHARGES FOR SERVICES	25.0	9.1	9.1
4415	OCCUPATIONAL AND PROFESSIONAL LICENSES	269.0	385.8	385.8
4439	OTHER PERMITS	4,321.1	3,141.8	3,141.8
4449	OTHER FEES	2,497.2	2,622.1	2,622.1
4631	TREASURERS INTEREST INCOME	58.2	66.0	66.0
4699	MISCELLANEOUS RECEIPTS	(0.4)	0.0	0.0
<b>Fund Total:</b>		7,170.1	6,224.8	6,224.8

STATE OF ARIZONA  
BASE BUDGET JUSTIFICATION  
Fiscal Year 2021

**AGENCY:** Arizona Department of Environmental Quality

**PROGRAM NAME:** Water Quality Program

**FUND AND NUMBER:** Water Quality Fee Fund (4100)

---

**REVENUES**

**\$6,224,800**

**#4339 Other Fees & Charges for Services**

**\$9,100**

Included in this category are the Aquifer Protection Permit (APP) Solid Waste Plan Review Fee (A.R.S. § 49-203, 241, 242), the Pesticide General Permit (PGP) Single Source and the Pesticide General Permit (PGP) Areawide (A.R.S. § 49-255.01).

**#4400 Other Permits and Other Fees**

**\$6,149,700**

Revenues consist of monies appropriated by the legislature and fees received from technical reviews of permit applications for Aquifer Protection Permits (APP), Reclaimed Water permits and Arizona Pollutant Discharge Elimination System (AZPDES) permits, annual fees for APP and AZPDES permits, operator certification fees, fees for engineering review of drinking water facilities, onsite wastewater systems and sewage collection systems, and drywell registration fees. This fund was established by A.R.S. § 49-210.

**#4631 Treasurer's Interest Income**

**\$66,000**

The State Treasurer invests and divests monies in the fund as provided by A.R.S. § 35-313. Interest earned on these investments is credited to the fund.

**Methodology Used In Projections**

The FY **2021** revenue projections are based on actual revenues received in FY **2020** and adjustments for known regulatory, economic, and/or market conditions. One such condition is the recently passed US Clean Water Act Navigable Waters Protection Rule which reduces the number of existing permitted entities in Arizona regulated by the Clean Water Act by approximately 30%.



## Revenue Schedule

**Agency:** Department of Environmental Quality

**Fund:** EV4150 Safe Drinking Water Program Fund

AFIS Code	Category of Receipt and Description	FY 2020	FY 2021	FY 2022
4199	OTHER MISCELLANEOUS TAXES	1,800.0	1,800.0	1,800.0
<b>Fund Total:</b>		1,800.0	1,800.0	1,800.0

STATE OF ARIZONA  
BASE BUDGET JUSTIFICATION  
Fiscal Year 2021

**AGENCY:** Arizona Department of Environmental Quality  
**PROGRAM NAME:** Water Quality Program  
**FUND AND NUMBER:** Safe Drinking Water Fund (4150)

---

<b>REVENUES</b>	<b>\$1,800,000</b>
-----------------	--------------------

<b>#4199 Miscellaneous Taxes</b>	<b>\$1,800,000</b>
----------------------------------	--------------------

In addition to fees, federal monies, and other non-appropriated sources, prior to FY 2018, the Safe Drinking Water Program (SDWP) was funded from the Emissions Inspection Fund. Laws 2017, Chapter 308 modifies A.R.S. § 42-5304 and requires ADOR to direct the first \$1,800,000 of Public Water System (PWS) tax revenue to the new appropriated Safe Drinking Water Program Fund in order to shift program funding to a more appropriate source. Prior to this change, all PWS monies were deposited into the Water Quality Assurance Revolving Fund. Pursuant to A.R.S. § 42-5302, the PWS tax *(\$.65 per 1,000 gallons)* is levied directly on the entities that operate public water systems.

**Methodology Used In Projections**  
A.R.S. § 42-5304 requires the first \$1,800,000 of net revenue collected under this article be deposited into the Safe Drinking Water Program Fund.

## Revenue Schedule

<b>Agency:</b>	<b>Department of Environmental Quality</b>
----------------	--

<b>Fund:</b>	<b>EV9000 Indirect Cost Recovery Fund</b>
--------------	---

AFIS Code	Category of Receipt and Description	FY 2020	FY 2021	FY 2022
4372	PUBLICATIONS AND REPRODUCTIONS	25.8	24.3	24.3
4901	OPERATING TRANSFERS IN	13,511.6	14,939.4	14,939.4
4902	INDIRECT COST TRANSFERS IN	30.0	0.0	0.0
<b>Fund Total:</b>		13,567.4	14,963.7	14,963.7

STATE OF ARIZONA  
BASE BUDGET JUSTIFICATION  
Fiscal Year 2021

**AGENCY:** Arizona Department of Environmental Quality  
**PROGRAM NAME:** Support  
**FUND AND NUMBER:** Indirect Cost Recovery Fund (9000)

---

<b>REVENUES</b>	<b>\$14,963,700</b>
-----------------	---------------------

<b>#4372 Reproductions</b>	<b>\$24,300</b>
----------------------------	-----------------

Copying fees for public records.

<b>#4901 Indirect Cost Collections</b>	<b>\$14,939,400</b>
--	---------------------

Indirect costs include administrative personnel support and overhead. Overhead can include telephone costs, rent, postage, copy services, telephone equipment, and DOA data center expenses. The FY 2019 indirect rate has not been negotiated with the U.S. Environmental Protection Agency in Washington, D.C.

The revenue in the Agency Revenue Report is composed of cash transferred from the Agency's federally funded accounts into the Indirect Cost Fund. The portion of indirect costs paid by the Agency's other accounts is transferred as a reduction of expenditure in the Indirect Cost Fund, not as revenue, so AFIS, and thus the OSPB do not state it as revenue.

**Methodology used in projections**

Projections for revenues are based upon estimated personnel costs and employee related expenses for the fiscal year.

## Sources and Uses of Funds

<b>Agency:</b>	Department of Environmental Quality
<b>Fund:</b>	EV2000 Federal Grants Fund

<b>Cash Flow Summary</b>	Actual FY 2020	Estimate FY 2021	Estimate FY 2022
Balance Forward from Prior Year	0.0	0.0	0.0
Revenue (From Revenue Schedule)	14,593.4	17,280.6	17,280.6
Total Available	14,593.4	17,280.6	17,280.6
Total Appropriated Disbursements	0.0	0.0	0.0
Total Non-Appropriated Disbursements	14,593.4	17,280.6	17,280.6
Balance Forward to Next Year	0.0	0.0	0.0

<b>Appropriated Expenditure</b>	Actual FY 2020	Estimate FY 2021	Estimate FY 2022
<b>Expenditure Categories</b>			
Personal Services	0.0	0.0	0.0
Employee Related Expenses	0.0	0.0	0.0
Prof. And Outside Services	0.0	0.0	0.0
Travel - In State	0.0	0.0	0.0
Travel - Out of State	0.0	0.0	0.0
Food	0.0	0.0	0.0
Aid to Organizations and Individuals	0.0	0.0	0.0
Other Operating Expenses	0.0	0.0	0.0
Equipment	0.0	0.0	0.0
Capital Outlay	0.0	0.0	0.0
Debt Service	0.0	0.0	0.0
Cost Allocation	0.0	0.0	0.0
Transfers	0.0	0.0	0.0
<b>Expenditure Categories Total:</b>	0.0	0.0	0.0
Non-Lapsing Authority from Prior Years	0.0	0.0	0.0
Administrative Adjustments	0.0	0.0	0.0
Capital Projects (Land, Buildings,Improvements)	0.0	0.0	0.0
Appropriated 27th Pay Roll	0.0	0.0	0.0
Legislative Fund Transfers	0.0	0.0	0.0
IT Project Transfers	0.0	0.0	0.0
<b>Appropriated Expenditure Total:</b>	0.0	0.0	0.0
<b>Appropriated FTE:</b>	0.0	0.0	0.0

<b>Non-Appropriated Expenditure</b>	Actual FY 2020	Estimate FY 2021	Estimate FY 2022
<b>Expenditure Categories</b>			
Personal Services	4,838.1	4,902.9	4,902.9
Employee Related Expenses	1,800.1	1,922.6	1,922.6
Prof. And Outside Services	2,914.7	3,780.4	3,780.4
Travel - In State	119.6	236.4	236.4
Travel - Out of State	23.7	71.7	71.7
Food	0.0	0.0	0.0
Aid to Organizations and Individuals	1,680.0	2,497.0	2,497.0
Other Operating Expenses	439.8	736.5	736.5
Equipment	136.5	168.5	168.5
Capital Outlay	0.0	0.0	0.0
Debt Service	0.0	0.0	0.0
Cost Allocation	2,522.5	2,954.6	2,954.6
Transfers	118.4	10.0	10.0
<b>Expenditure Categories Total:</b>	14,593.4	17,280.6	17,280.6
Cap Transfer due to Fund Balance	0.0	0.0	0.0
Residual Equity Transfer	0.0	0.0	0.0
Prior Commitments or Obligated Expenditures	0.0	0.0	0.0
Non Appropriated 27th Pay Roll	0.0	0.0	0.0
<b>Non-Appropriated Expenditure Total:</b>	14,593.4	17,280.6	17,280.6
<b>Non-Appropriated FTE:</b>	79.5	82.4	82.4

### Fund Description

OSP: Revenue from federal grants to be used as specified in the grant.

## Sources and Uses of Funds

<b>Agency:</b>	<b>Department of Environmental Quality</b>
<b>Fund:</b>	<b>EV2082 DEQ Emissions Inspection</b>

<b>Cash Flow Summary</b>	<b>Actual FY 2020</b>	<b>Estimate FY 2021</b>	<b>Estimate FY 2022</b>
Balance Forward from Prior Year	7,593.5	5,439.0	6,588.5
Revenue (From Revenue Schedule)	27,775.1	27,815.3	27,815.3
Total Available	35,368.6	33,254.3	34,403.8
Total Appropriated Disbursements	29,929.6	26,665.8	26,665.8
Total Non-Appropriated Disbursements	0.0	0.0	0.0
Balance Forward to Next Year	5,439.0	6,588.5	7,738.0

<b>Appropriated Expenditure</b>	<b>Actual FY 2020</b>	<b>Estimate FY 2021</b>	<b>Estimate FY 2022</b>
<b>Expenditure Categories</b>			
Personal Services	968.3	835.7	835.7
Employee Related Expenses	392.3	336.4	336.4
Prof. And Outside Services	22,217.5	21,336.7	21,336.7
Travel - In State	27.3	35.0	35.0
Travel - Out of State	6.0	3.5	3.5
Food	0.0	0.0	0.0
Aid to Organizations and Individuals	2,221.2	1,908.9	1,908.9
Other Operating Expenses	140.0	502.8	502.8
Equipment	2.1	1,179.4	1,179.4
Capital Outlay	0.0	0.0	0.0
Debt Service	0.0	0.0	0.0
Cost Allocation	1,150.9	527.4	527.4
Transfers	2.6	0.0	0.0
<b>Expenditure Categories Total:</b>	<b>27,128.2</b>	<b>26,665.8</b>	<b>26,665.8</b>
Non-Lapsing Authority from Prior Years	0.0	0.0	0.0
Administrative Adjustments	1.4	0.0	0.0
Capital Projects (Land, Buildings,Improvements)	0.0	0.0	0.0
Appropriated 27th Pay Roll	0.0	0.0	0.0
Legislative Fund Transfers	2,800.0	0.0	0.0
IT Project Transfers	0.0	0.0	0.0
<b>Appropriated Expenditure Total:</b>	<b>29,929.6</b>	<b>26,665.8</b>	<b>26,665.8</b>
<b>Appropriated FTE:</b>	<b>22.7</b>	<b>20.2</b>	<b>20.2</b>

<b>Non-Appropriated Expenditure</b>	<b>Actual FY 2020</b>	<b>Estimate FY 2021</b>	<b>Estimate FY 2022</b>
<b>Expenditure Categories</b>			
Personal Services	0.0	0.0	0.0
Employee Related Expenses	0.0	0.0	0.0
Prof. And Outside Services	0.0	0.0	0.0
Travel - In State	0.0	0.0	0.0
Travel - Out of State	0.0	0.0	0.0
Food	0.0	0.0	0.0
Aid to Organizations and Individuals	0.0	0.0	0.0
Other Operating Expenses	0.0	0.0	0.0
Equipment	0.0	0.0	0.0
Capital Outlay	0.0	0.0	0.0
Debt Service	0.0	0.0	0.0
Cost Allocation	0.0	0.0	0.0
Transfers	0.0	0.0	0.0
<b>Expenditure Categories Total:</b>	<b>0.0</b>	<b>0.0</b>	<b>0.0</b>
Cap Transfer due to Fund Balance	0.0	0.0	0.0
Residual Equity Transfer	0.0	0.0	0.0
Prior Commitments or Obligated Expenditures	0.0	0.0	0.0
Non Appropriated 27th Pay Roll	0.0	0.0	0.0
<b>Non-Appropriated Expenditure Total:</b>	<b>0.0</b>	<b>0.0</b>	<b>0.0</b>
<b>Non-Appropriated FTE:</b>	<b>0.0</b>	<b>0.0</b>	<b>0.0</b>

Sources and Uses of Funds

Agency: Department of Environmental Quality

Fund Description

OSPB: Revenues consist of monies appropriated by the Legislature, receipts from issuance of certificates to owners of fleet emissions stations, and reimbursements from contractors. The fund supports the operations, testing, and administration of the vehicle emi

## Sources and Uses of Funds

<b>Agency:</b>	<b>Department of Environmental Quality</b>
<b>Fund:</b>	<b>EV2178 Hazardous Waste Management</b>

<b>Cash Flow Summary</b>	<b>Actual FY 2020</b>	<b>Estimate FY 2021</b>	<b>Estimate FY 2022</b>
Balance Forward from Prior Year	1,101.2	942.0	291.0
Revenue (From Revenue Schedule)	1,619.9	1,134.0	1,738.0
Total Available	2,721.1	2,076.1	2,029.1
Total Appropriated Disbursements	1,779.1	1,785.0	1,785.0
Total Non-Appropriated Disbursements	0.0	0.0	0.0
Balance Forward to Next Year	942.0	291.0	244.0

<b>Appropriated Expenditure</b>	<b>Actual FY 2020</b>	<b>Estimate FY 2021</b>	<b>Estimate FY 2022</b>
<b>Expenditure Categories</b>			
Personal Services	609.6	748.4	748.4
Employee Related Expenses	230.0	284.7	284.7
Prof. And Outside Services	217.2	75.8	75.8
Travel - In State	32.0	39.5	39.5
Travel - Out of State	3.6	5.0	5.0
Food	0.0	0.0	0.0
Aid to Organizations and Individuals	0.0	0.0	0.0
Other Operating Expenses	135.3	161.7	161.7
Equipment	4.2	5.0	5.0
Capital Outlay	0.0	0.0	0.0
Debt Service	0.0	0.0	0.0
Cost Allocation	339.8	464.9	464.9
Transfers	0.1	0.0	0.0
<b>Expenditure Categories Total:</b>	<b>1,571.6</b>	<b>1,785.0</b>	<b>1,785.0</b>
Non-Lapsing Authority from Prior Years	207.3	0.0	0.0
Administrative Adjustments	0.1	0.0	0.0
Capital Projects (Land, Buildings, Improvements)	0.0	0.0	0.0
Appropriated 27th Pay Roll	0.0	0.0	0.0
Legislative Fund Transfers	0.0	0.0	0.0
IT Project Transfers	0.0	0.0	0.0
<b>Appropriated Expenditure Total:</b>	<b>1,779.0</b>	<b>1,785.0</b>	<b>1,785.0</b>
<b>Appropriated FTE:</b>	<b>8.5</b>	<b>11.5</b>	<b>11.5</b>

<b>Non-Appropriated Expenditure</b>	<b>Actual FY 2020</b>	<b>Estimate FY 2021</b>	<b>Estimate FY 2022</b>
<b>Expenditure Categories</b>			
Personal Services	0.0	0.0	0.0
Employee Related Expenses	0.0	0.0	0.0
Prof. And Outside Services	0.0	0.0	0.0
Travel - In State	0.0	0.0	0.0
Travel - Out of State	0.0	0.0	0.0
Food	0.0	0.0	0.0
Aid to Organizations and Individuals	0.0	0.0	0.0
Other Operating Expenses	0.0	0.0	0.0
Equipment	0.0	0.0	0.0
Capital Outlay	0.0	0.0	0.0
Debt Service	0.0	0.0	0.0
Cost Allocation	0.0	0.0	0.0
Transfers	0.0	0.0	0.0
<b>Expenditure Categories Total:</b>	<b>0.0</b>	<b>0.0</b>	<b>0.0</b>
Cap Transfer due to Fund Balance	0.0	0.0	0.0
Residual Equity Transfer	0.0	0.0	0.0
Prior Commitments or Obligated Expenditures	0.0	0.0	0.0
Non Appropriated 27th Pay Roll	0.0	0.0	0.0
<b>Non-Appropriated Expenditure Total:</b>	<b>0.0</b>	<b>0.0</b>	<b>0.0</b>
<b>Non-Appropriated FTE:</b>	<b>0.0</b>	<b>0.0</b>	<b>0.0</b>



# Sources and Uses of Funds

Agency: Department of Environmental Quality

Fund Description

OSPB: Revenues consist of fees collected from regulated facilities for permit issuance, waste generation, and disposal. The fund supports the processing and issuance of permits for treatment, storage and disposal facilities, and the monitoring of hazardous waste

## Sources and Uses of Funds

<b>Agency:</b>	<b>Department of Environmental Quality</b>
<b>Fund:</b>	<b>EV2221 Water Quality Assurance Revolving Fund</b>

<b>Cash Flow Summary</b>	<b>Actual FY 2020</b>	<b>Estimate FY 2021</b>	<b>Estimate FY 2022</b>
Balance Forward from Prior Year	3,021.6	4,240.2	2,853.3
Revenue (From Revenue Schedule)	16,075.5	16,954.1	15,954.1
Total Available	19,097.1	21,194.3	18,807.4
Total Appropriated Disbursements	0.0	0.0	0.0
Total Non-Appropriated Disbursements	14,856.9	18,341.0	18,341.0
Balance Forward to Next Year	4,240.2	2,853.3	466.4

<b>Appropriated Expenditure</b>	<b>Actual FY 2020</b>	<b>Estimate FY 2021</b>	<b>Estimate FY 2022</b>
<b>Expenditure Categories</b>			
Personal Services	0.0	0.0	0.0
Employee Related Expenses	0.0	0.0	0.0
Prof. And Outside Services	0.0	0.0	0.0
Travel - In State	0.0	0.0	0.0
Travel - Out of State	0.0	0.0	0.0
Food	0.0	0.0	0.0
Aid to Organizations and Individuals	0.0	0.0	0.0
Other Operating Expenses	0.0	0.0	0.0
Equipment	0.0	0.0	0.0
Capital Outlay	0.0	0.0	0.0
Debt Service	0.0	0.0	0.0
Cost Allocation	0.0	0.0	0.0
Transfers	0.0	0.0	0.0
<b>Expenditure Categories Total:</b>	<b>0.0</b>	<b>0.0</b>	<b>0.0</b>
Non-Lapsing Authority from Prior Years	0.0	0.0	0.0
Administrative Adjustments	0.0	0.0	0.0
Capital Projects (Land, Buildings, Improvements)	0.0	0.0	0.0
Appropriated 27th Pay Roll	0.0	0.0	0.0
Legislative Fund Transfers	0.0	0.0	0.0
IT Project Transfers	0.0	0.0	0.0
<b>Appropriated Expenditure Total:</b>	<b>0.0</b>	<b>0.0</b>	<b>0.0</b>
<b>Appropriated FTE:</b>	<b>0.0</b>	<b>0.0</b>	<b>0.0</b>

<b>Non-Appropriated Expenditure</b>	<b>Actual FY 2020</b>	<b>Estimate FY 2021</b>	<b>Estimate FY 2022</b>
<b>Expenditure Categories</b>			
Personal Services	2,774.4	3,039.2	3,039.2
Employee Related Expenses	1,040.3	1,113.6	1,113.6
Prof. And Outside Services	8,903.4	11,566.4	11,566.4
Travel - In State	79.6	53.0	53.0
Travel - Out of State	0.5	31.5	31.5
Food	0.0	0.0	0.0
Aid to Organizations and Individuals	1.1	0.0	0.0
Other Operating Expenses	324.6	501.4	501.4
Equipment	6.7	7.0	7.0
Capital Outlay	0.0	0.0	0.0
Debt Service	0.0	0.0	0.0
Cost Allocation	1,568.9	1,868.9	1,868.9
Transfers	157.4	160.0	160.0
<b>Expenditure Categories Total:</b>	<b>14,856.9</b>	<b>18,341.0</b>	<b>18,341.0</b>
Cap Transfer due to Fund Balance	0.0	0.0	0.0
Residual Equity Transfer	0.0	0.0	0.0
Prior Commitments or Obligated Expenditures	0.0	0.0	0.0
Non Appropriated 27th Pay Roll	0.0	0.0	0.0
<b>Non-Appropriated Expenditure Total:</b>	<b>14,856.9</b>	<b>18,341.0</b>	<b>18,341.0</b>
<b>Non-Appropriated FTE:</b>	<b>51.1</b>	<b>44.6</b>	<b>44.6</b>

# Sources and Uses of Funds

Agency: Department of Environmental Quality

Fund Description

OSPB: Primary revenues consist of set annual transfers from corporate income tax as well as miscellaneous fees and penalties. The monies are to be used for state matching monies or to meet such other obligations as are prescribed by state and federal laws, risk

## Sources and Uses of Funds

<b>Agency:</b>	Department of Environmental Quality
<b>Fund:</b>	EV2226 Air Quality Fund

<b>Cash Flow Summary</b>	Actual FY 2020	Estimate FY 2021	Estimate FY 2022
Balance Forward from Prior Year	3,712.8	1,408.5	2,723.3
Revenue (From Revenue Schedule)	7,007.5	6,787.2	6,787.2
Total Available	10,720.3	8,195.7	9,510.5
Total Appropriated Disbursements	9,311.8	5,472.4	7,472.4
Total Non-Appropriated Disbursements	0.0	0.0	0.0
Balance Forward to Next Year	1,408.5	2,723.3	2,038.1

<b>Appropriated Expenditure</b>	Actual FY 2020	Estimate FY 2021	Estimate FY 2022
<b>Expenditure Categories</b>			
Personal Services	1,841.4	2,296.5	2,296.5
Employee Related Expenses	665.6	827.3	827.3
Prof. And Outside Services	119.7	374.6	374.6
Travel - In State	22.4	21.7	21.7
Travel - Out of State	8.0	30.6	30.6
Food	0.0	0.0	0.0
Aid to Organizations and Individuals	1,673.0	0.0	0.0
Other Operating Expenses	317.6	338.8	338.8
Equipment	2.3	177.2	177.2
Capital Outlay	0.0	0.0	0.0
Debt Service	0.0	0.0	0.0
Cost Allocation	867.8	1,405.7	1,405.7
Transfers	0.1	0.0	2,000.0
<b>Expenditure Categories Total:</b>	5,517.9	5,472.4	7,472.4
Non-Lapsing Authority from Prior Years	0.0	0.0	0.0
Administrative Adjustments	(0.1)	0.0	0.0
Capital Projects (Land, Buildings, Improvements)	0.0	0.0	0.0
Appropriated 27th Pay Roll	0.0	0.0	0.0
Legislative Fund Transfers	3,794.0	0.0	0.0
IT Project Transfers	0.0	0.0	0.0
<b>Appropriated Expenditure Total:</b>	9,311.8	5,472.4	7,472.4
<b>Appropriated FTE:</b>	28.7	31.7	31.7

<b>Non-Appropriated Expenditure</b>	Actual FY 2020	Estimate FY 2021	Estimate FY 2022
<b>Expenditure Categories</b>			
Personal Services	0.0	0.0	0.0
Employee Related Expenses	0.0	0.0	0.0
Prof. And Outside Services	0.0	0.0	0.0
Travel - In State	0.0	0.0	0.0
Travel - Out of State	0.0	0.0	0.0
Food	0.0	0.0	0.0
Aid to Organizations and Individuals	0.0	0.0	0.0
Other Operating Expenses	0.0	0.0	0.0
Equipment	0.0	0.0	0.0
Capital Outlay	0.0	0.0	0.0
Debt Service	0.0	0.0	0.0
Cost Allocation	0.0	0.0	0.0
Transfers	0.0	0.0	0.0
<b>Expenditure Categories Total:</b>	0.0	0.0	0.0
Cap Transfer due to Fund Balance	0.0	0.0	0.0
Residual Equity Transfer	0.0	0.0	0.0
Prior Commitments or Obligated Expenditures	0.0	0.0	0.0
Non Appropriated 27th Pay Roll	0.0	0.0	0.0
<b>Non-Appropriated Expenditure Total:</b>	0.0	0.0	0.0
<b>Non-Appropriated FTE:</b>	0.0	0.0	0.0

# Sources and Uses of Funds

Agency: Department of Environmental Quality

Fund Description

OSPB: Revenues consist of fees collected from vehicle owners when registering a vehicle in the state. The fund is used for air quality research experiments and supports other air quality initiatives aimed at bringing areas of the state into accord with federal

## Sources and Uses of Funds

<b>Agency:</b>	<b>Department of Environmental Quality</b>
<b>Fund:</b>	<b>EV2271    Underground Storage Tank Revolving</b>

<b>Cash Flow Summary</b>	<b>Actual FY 2020</b>	<b>Estimate FY 2021</b>	<b>Estimate FY 2022</b>
Balance Forward from Prior Year	75,104.4	57,185.2	43,311.4
Revenue (From Revenue Schedule)	34,104.0	27,488.7	27,488.7
Total Available	109,208.4	84,673.9	70,800.1
Total Appropriated Disbursements	5,000.0	160.8	160.8
Total Non-Appropriated Disbursements	47,023.2	41,201.7	51,201.7
Balance Forward to Next Year	57,185.2	43,311.4	19,437.6

<b>Appropriated Expenditure</b>	<b>Actual FY 2020</b>	<b>Estimate FY 2021</b>	<b>Estimate FY 2022</b>
<b>Expenditure Categories</b>			
Personal Services	0.0	0.0	0.0
Employee Related Expenses	0.0	0.0	0.0
Prof. And Outside Services	0.0	0.0	0.0
Travel - In State	0.0	0.0	0.0
Travel - Out of State	0.0	0.0	0.0
Food	0.0	0.0	0.0
Aid to Organizations and Individuals	0.0	160.8	160.8
Other Operating Expenses	0.0	0.0	0.0
Equipment	0.0	0.0	0.0
Capital Outlay	0.0	0.0	0.0
Debt Service	0.0	0.0	0.0
Cost Allocation	0.0	0.0	0.0
Transfers	0.0	0.0	0.0
<b>Expenditure Categories Total:</b>	<b>0.0</b>	<b>160.8</b>	<b>160.8</b>
Non-Lapsing Authority from Prior Years	0.0	0.0	0.0
Administrative Adjustments	0.0	0.0	0.0
Capital Projects (Land, Buildings,Improvements)	0.0	0.0	0.0
Appropriated 27th Pay Roll	0.0	0.0	0.0
Legislative Fund Transfers	5,000.0	0.0	0.0
IT Project Transfers	0.0	0.0	0.0
<b>Appropriated Expenditure Total:</b>	<b>5,000.0</b>	<b>160.8</b>	<b>160.8</b>
<b>Appropriated FTE:</b>	<b>0.0</b>	<b>0.0</b>	<b>0.0</b>

<b>Non-Appropriated Expenditure</b>	<b>Actual FY 2020</b>	<b>Estimate FY 2021</b>	<b>Estimate FY 2022</b>
<b>Expenditure Categories</b>			
Personal Services	3,585.3	4,965.3	4,965.3
Employee Related Expenses	1,340.2	1,861.5	1,861.5
Prof. And Outside Services	19,042.1	14,344.6	14,344.6
Travel - In State	39.5	45.5	45.5
Travel - Out of State	(0.3)	16.0	16.0
Food	0.0	0.0	0.0
Aid to Organizations and Individuals	19,427.4	11,820.0	11,820.0
Other Operating Expenses	2,776.6	4,945.5	4,945.5
Equipment	140.5	110.0	110.0
Capital Outlay	0.0	0.0	0.0
Debt Service	0.0	0.0	0.0
Cost Allocation	2,395.3	3,086.3	3,086.3
Transfers	170.9	7.0	10,007.0
<b>Expenditure Categories Total:</b>	<b>48,917.5</b>	<b>41,201.7</b>	<b>51,201.7</b>
Cap Transfer due to Fund Balance	0.0	0.0	0.0
Residual Equity Transfer	(1,894.3)	0.0	0.0
Prior Commitments or Obligated Expenditures	0.0	0.0	0.0
Non Appropriated 27th Pay Roll	0.0	0.0	0.0
<b>Non-Appropriated Expenditure Total:</b>	<b>47,023.2</b>	<b>41,201.7</b>	<b>51,201.7</b>
<b>Non-Appropriated FTE:</b>	<b>66.8</b>	<b>72.6</b>	<b>72.6</b>

# Sources and Uses of Funds

Agency: Department of Environmental Quality

Fund Description

OSPB: Revenues consist of a portion of excise tax on regulated petroleum products. The fund supports the Department of Environmental Quality - initiated corrective action on leaking tanks, executing required tank regulations, fund administration, loans, and rei

## Sources and Uses of Funds

<b>Agency:</b>	<b>Department of Environmental Quality</b>
<b>Fund:</b>	<b>EV2289 Recycling Fund</b>

<b>Cash Flow Summary</b>	<b>Actual FY 2020</b>	<b>Estimate FY 2021</b>	<b>Estimate FY 2022</b>
Balance Forward from Prior Year	1,649.4	896.7	2,076.9
Revenue (From Revenue Schedule)	2,434.1	2,577.0	2,577.0
Total Available	4,083.5	3,473.7	4,653.9
Total Appropriated Disbursements	3,186.8	1,396.8	2,896.8
Total Non-Appropriated Disbursements	0.0	0.0	0.0
Balance Forward to Next Year	896.7	2,076.9	1,757.1

<b>Appropriated Expenditure</b>	<b>Actual FY 2020</b>	<b>Estimate FY 2021</b>	<b>Estimate FY 2022</b>
<b>Expenditure Categories</b>			
Personal Services	489.9	655.5	655.5
Employee Related Expenses	183.2	245.6	245.6
Prof. And Outside Services	56.8	0.0	0.0
Travel - In State	0.0	3.0	3.0
Travel - Out of State	0.0	0.0	0.0
Food	0.0	0.0	0.0
Aid to Organizations and Individuals	0.0	0.0	0.0
Other Operating Expenses	71.7	87.2	87.2
Equipment	3.1	0.0	0.0
Capital Outlay	0.0	0.0	0.0
Debt Service	0.0	0.0	0.0
Cost Allocation	230.1	405.5	405.5
Transfers	0.0	0.0	1,500.0
<b>Expenditure Categories Total:</b>	<b>1,034.8</b>	<b>1,396.8</b>	<b>2,896.8</b>
Non-Lapsing Authority from Prior Years	0.0	0.0	0.0
Administrative Adjustments	0.0	0.0	0.0
Capital Projects (Land, Buildings, Improvements)	0.0	0.0	0.0
Appropriated 27th Pay Roll	0.0	0.0	0.0
Legislative Fund Transfers	2,152.0	0.0	0.0
IT Project Transfers	0.0	0.0	0.0
<b>Appropriated Expenditure Total:</b>	<b>3,186.8</b>	<b>1,396.8</b>	<b>2,896.8</b>
<b>Appropriated FTE:</b>	<b>11.4</b>	<b>13.7</b>	<b>13.7</b>

<b>Non-Appropriated Expenditure</b>	<b>Actual FY 2020</b>	<b>Estimate FY 2021</b>	<b>Estimate FY 2022</b>
<b>Expenditure Categories</b>			
Personal Services	0.0	0.0	0.0
Employee Related Expenses	0.0	0.0	0.0
Prof. And Outside Services	0.0	0.0	0.0
Travel - In State	0.0	0.0	0.0
Travel - Out of State	0.0	0.0	0.0
Food	0.0	0.0	0.0
Aid to Organizations and Individuals	0.0	0.0	0.0
Other Operating Expenses	0.0	0.0	0.0
Equipment	0.0	0.0	0.0
Capital Outlay	0.0	0.0	0.0
Debt Service	0.0	0.0	0.0
Cost Allocation	0.0	0.0	0.0
Transfers	0.0	0.0	0.0
<b>Expenditure Categories Total:</b>	<b>0.0</b>	<b>0.0</b>	<b>0.0</b>
Cap Transfer due to Fund Balance	0.0	0.0	0.0
Residual Equity Transfer	0.0	0.0	0.0
Prior Commitments or Obligated Expenditures	0.0	0.0	0.0
Non Appropriated 27th Pay Roll	0.0	0.0	0.0
<b>Non-Appropriated Expenditure Total:</b>	<b>0.0</b>	<b>0.0</b>	<b>0.0</b>
<b>Non-Appropriated FTE:</b>	<b>0.0</b>	<b>0.0</b>	<b>0.0</b>



Sources and Uses of Funds

Agency: Department of Environmental Quality

Fund Description

OSPB: Revenues in the fund consist of monies derived from landfill disposal fees. Subject to legislative appropriation, the fund is designed to provide grants to public and private enterprises for recycling activities in the areas of support research, demonstra

## Sources and Uses of Funds

<b>Agency:</b>	Department of Environmental Quality
<b>Fund:</b>	EV2308 Monitoring Assistance Fund

<b>Cash Flow Summary</b>	Actual FY 2020	Estimate FY 2021	Estimate FY 2022
Balance Forward from Prior Year	742.7	1,002.3	536.1
Revenue (From Revenue Schedule)	1,089.9	301.5	695.3
Total Available	1,832.6	1,303.8	1,231.4
Total Appropriated Disbursements	0.0	0.0	0.0
Total Non-Appropriated Disbursements	830.3	767.7	767.7
Balance Forward to Next Year	1,002.3	536.1	463.7

<b>Appropriated Expenditure</b>	Actual FY 2020	Estimate FY 2021	Estimate FY 2022
<b>Expenditure Categories</b>			
Personal Services	0.0	0.0	0.0
Employee Related Expenses	0.0	0.0	0.0
Prof. And Outside Services	0.0	0.0	0.0
Travel - In State	0.0	0.0	0.0
Travel - Out of State	0.0	0.0	0.0
Food	0.0	0.0	0.0
Aid to Organizations and Individuals	0.0	0.0	0.0
Other Operating Expenses	0.0	0.0	0.0
Equipment	0.0	0.0	0.0
Capital Outlay	0.0	0.0	0.0
Debt Service	0.0	0.0	0.0
Cost Allocation	0.0	0.0	0.0
Transfers	0.0	0.0	0.0
<b>Expenditure Categories Total:</b>	0.0	0.0	0.0
Non-Lapsing Authority from Prior Years	0.0	0.0	0.0
Administrative Adjustments	0.0	0.0	0.0
Capital Projects (Land, Buildings,Improvements)	0.0	0.0	0.0
Appropriated 27th Pay Roll	0.0	0.0	0.0
Legislative Fund Transfers	0.0	0.0	0.0
IT Project Transfers	0.0	0.0	0.0
<b>Appropriated Expenditure Total:</b>	0.0	0.0	0.0
<b>Appropriated FTE:</b>	0.0	0.0	0.0

<b>Non-Appropriated Expenditure</b>	Actual FY 2020	Estimate FY 2021	Estimate FY 2022
<b>Expenditure Categories</b>			
Personal Services	55.8	54.5	54.5
Employee Related Expenses	21.0	20.2	20.2
Prof. And Outside Services	709.0	651.0	651.0
Travel - In State	0.0	3.0	3.0
Travel - Out of State	0.0	0.0	0.0
Food	0.0	0.0	0.0
Aid to Organizations and Individuals	0.0	0.0	0.0
Other Operating Expenses	5.3	5.4	5.4
Equipment	0.0	0.0	0.0
Capital Outlay	0.0	0.0	0.0
Debt Service	0.0	0.0	0.0
Cost Allocation	33.0	33.6	33.6
Transfers	0.0	0.0	0.0
<b>Expenditure Categories Total:</b>	824.1	767.7	767.7
Cap Transfer due to Fund Balance	0.0	0.0	0.0
Residual Equity Transfer	6.2	0.0	0.0
Prior Commitments or Obligated Expenditures	0.0	0.0	0.0
Non Appropriated 27th Pay Roll	0.0	0.0	0.0
<b>Non-Appropriated Expenditure Total:</b>	830.3	767.7	767.7
<b>Non-Appropriated FTE:</b>	1.2	1.2	1.2

Sources and Uses of Funds

Agency: Department of Environmental Quality

Fund Description

OSPB: Revenues in the fund consist of fees received from public water systems for the collection, transportation, and analysis of water samples from public water systems serving up to ten thousand persons. Monies are used to assist public water systems in compl

## Sources and Uses of Funds

<b>Agency:</b>	Department of Environmental Quality
<b>Fund:</b>	EV2328 Permit Administration

<b>Cash Flow Summary</b>	Actual FY 2020	Estimate FY 2021	Estimate FY 2022
Balance Forward from Prior Year	2,123.6	2,243.5	305.5
Revenue (From Revenue Schedule)	5,396.4	5,389.1	5,389.1
Total Available	7,520.0	7,632.6	5,694.6
Total Appropriated Disbursements	5,276.5	7,327.1	7,327.1
Total Non-Appropriated Disbursements	0.0	0.0	0.0
Balance Forward to Next Year	2,243.5	305.5	(1,632.5)

<b>Appropriated Expenditure</b>	Actual FY 2020	Estimate FY 2021	Estimate FY 2022
<b>Expenditure Categories</b>			
Personal Services	1,950.8	2,376.5	2,376.5
Employee Related Expenses	691.0	836.5	836.5
Prof. And Outside Services	154.5	301.7	301.7
Travel - In State	108.9	122.9	122.9
Travel - Out of State	8.6	33.6	33.6
Food	0.0	0.0	0.0
Aid to Organizations and Individuals	0.0	0.0	0.0
Other Operating Expenses	329.1	2,165.2	2,165.2
Equipment	83.3	39.8	39.8
Capital Outlay	0.0	0.0	0.0
Debt Service	0.0	0.0	0.0
Cost Allocation	951.7	1,445.9	1,445.9
Transfers	(1.1)	5.0	5.0
<b>Expenditure Categories Total:</b>	4,276.9	7,327.1	7,327.1
Non-Lapsing Authority from Prior Years	0.0	0.0	0.0
Administrative Adjustments	(0.4)	0.0	0.0
Capital Projects (Land, Buildings, Improvements)	0.0	0.0	0.0
Appropriated 27th Pay Roll	0.0	0.0	0.0
Legislative Fund Transfers	1,000.0	0.0	0.0
IT Project Transfers	0.0	0.0	0.0
<b>Appropriated Expenditure Total:</b>	5,276.5	7,327.1	7,327.1
<b>Appropriated FTE:</b>	41.8	34.2	34.2

<b>Non-Appropriated Expenditure</b>	Actual FY 2020	Estimate FY 2021	Estimate FY 2022
<b>Expenditure Categories</b>			
Personal Services	0.0	0.0	0.0
Employee Related Expenses	0.0	0.0	0.0
Prof. And Outside Services	0.0	0.0	0.0
Travel - In State	0.0	0.0	0.0
Travel - Out of State	0.0	0.0	0.0
Food	0.0	0.0	0.0
Aid to Organizations and Individuals	0.0	0.0	0.0
Other Operating Expenses	0.0	0.0	0.0
Equipment	0.0	0.0	0.0
Capital Outlay	0.0	0.0	0.0
Debt Service	0.0	0.0	0.0
Cost Allocation	0.0	0.0	0.0
Transfers	0.0	0.0	0.0
<b>Expenditure Categories Total:</b>	0.0	0.0	0.0
Cap Transfer due to Fund Balance	0.0	0.0	0.0
Residual Equity Transfer	0.0	0.0	0.0
Prior Commitments or Obligated Expenditures	0.0	0.0	0.0
Non Appropriated 27th Pay Roll	0.0	0.0	0.0
<b>Non-Appropriated Expenditure Total:</b>	0.0	0.0	0.0
<b>Non-Appropriated FTE:</b>	0.0	0.0	0.0

# Sources and Uses of Funds

Agency: Department of Environmental Quality

Fund Description

OSPB: Revenues consist of monies appropriated by the Legislature, interest on fund balances, and air permit fees. The fund supports the implementation of air quality provisions related to inspection, permitting, and compliance of stationary regulated air emitti

STATE OF ARIZONA  
SOURCE AND USES JUSTIFICATION  
Fiscal Year **2022**

**AGENCY:** Arizona Department of Environmental Quality  
**PROGRAM NAME:** Air Quality Program  
**FUND AND NUMBER:** Permit Administration Fund (2328)

---

**SOURCES AND USES**

**Justification**

A permit administration fund is established consisting of fees and interest collected pursuant to section 49-455 and section 27-515. The appropriation authority is \$7,327,100.

Laws 2017, Chapter 305 enacted an extraordinary fund transfer of \$3,713,300 to the Water Quality Assurance Revolving Fund (WQARF) established by section 49-282 and section 49-455. Laws 2018, Chapter 276 enacted an additional fund balance transfer of \$3,000,000 from Permit Administration Fund to General Fund.

Laws 2018, Chapter 276 enacted a fund transfer of \$1,800,000 to the Automated Projects Fund established by section 41-714, Arizona Revised Statutes.

Laws 2020 enacted a fund transfer of \$1,000,000 to the Water Quality Assurance Revolving Fund (WQARF) established by section 49-282 and section 49-455.

These extraordinary events above have contributed the decrease in FY 2022 balance.

ADEQ will limit Permit Administration Fund expenses in FY 2022 to ensure no deficit balance occurs.

## Sources and Uses of Funds

<b>Agency:</b>	<b>Department of Environmental Quality</b>
<b>Fund:</b>	<b>EV2365 Voluntary Vehicle Repair &amp; Retrofit Program</b>

<b>Cash Flow Summary</b>	<b>Actual FY 2020</b>	<b>Estimate FY 2021</b>	<b>Estimate FY 2022</b>
Balance Forward from Prior Year	2,143.8	2,223.6	2,101.3
Revenue (From Revenue Schedule)	1,158.2	1,077.7	1,077.7
Total Available	3,302.0	3,301.3	3,179.0
Total Appropriated Disbursements	0.0	0.0	0.0
Total Non-Appropriated Disbursements	1,078.4	1,200.0	2,360.0
Balance Forward to Next Year	2,223.6	2,101.3	819.0

<b>Appropriated Expenditure</b>	<b>Actual FY 2020</b>	<b>Estimate FY 2021</b>	<b>Estimate FY 2022</b>
<b>Expenditure Categories</b>			
Personal Services	0.0	0.0	0.0
Employee Related Expenses	0.0	0.0	0.0
Prof. And Outside Services	0.0	0.0	0.0
Travel - In State	0.0	0.0	0.0
Travel - Out of State	0.0	0.0	0.0
Food	0.0	0.0	0.0
Aid to Organizations and Individuals	0.0	0.0	0.0
Other Operating Expenses	0.0	0.0	0.0
Equipment	0.0	0.0	0.0
Capital Outlay	0.0	0.0	0.0
Debt Service	0.0	0.0	0.0
Cost Allocation	0.0	0.0	0.0
Transfers	0.0	0.0	0.0
<b>Expenditure Categories Total:</b>	<b>0.0</b>	<b>0.0</b>	<b>0.0</b>
Non-Lapsing Authority from Prior Years	0.0	0.0	0.0
Administrative Adjustments	0.0	0.0	0.0
Capital Projects (Land, Buildings,Improvements)	0.0	0.0	0.0
Appropriated 27th Pay Roll	0.0	0.0	0.0
Legislative Fund Transfers	0.0	0.0	0.0
IT Project Transfers	0.0	0.0	0.0
<b>Appropriated Expenditure Total:</b>	<b>0.0</b>	<b>0.0</b>	<b>0.0</b>
<b>Appropriated FTE:</b>	<b>0.0</b>	<b>0.0</b>	<b>0.0</b>

<b>Non-Appropriated Expenditure</b>	<b>Actual FY 2020</b>	<b>Estimate FY 2021</b>	<b>Estimate FY 2022</b>
<b>Expenditure Categories</b>			
Personal Services	0.0	0.0	470.0
Employee Related Expenses	0.0	0.0	190.0
Prof. And Outside Services	974.5	1,200.0	1,400.0
Travel - In State	0.0	0.0	5.0
Travel - Out of State	0.0	0.0	0.0
Food	0.0	0.0	0.0
Aid to Organizations and Individuals	0.0	0.0	0.0
Other Operating Expenses	66.2	0.0	0.0
Equipment	0.0	0.0	0.0
Capital Outlay	0.0	0.0	0.0
Debt Service	0.0	0.0	0.0
Cost Allocation	37.7	0.0	295.0
Transfers	0.0	0.0	0.0
<b>Expenditure Categories Total:</b>	<b>1,078.4</b>	<b>1,200.0</b>	<b>2,360.0</b>
Cap Transfer due to Fund Balance	0.0	0.0	0.0
Residual Equity Transfer	0.0	0.0	0.0
Prior Commitments or Obligated Expenditures	0.0	0.0	0.0
Non Appropriated 27th Pay Roll	0.0	0.0	0.0
<b>Non-Appropriated Expenditure Total:</b>	<b>1,078.4</b>	<b>1,200.0</b>	<b>2,360.0</b>
<b>Non-Appropriated FTE:</b>	<b>0.0</b>	<b>0.0</b>	<b>0.0</b>

# Sources and Uses of Funds

Agency: Department of Environmental Quality

Fund Description

OSPB: Consists of monies appropriated by the Legislature and a portion of fees collected from non-compliance to the Clean Air Act. Programs exist in counties with a population exceeding 400,000 persons and are designed to reduce vehicle emissions. The fund prov



## Sources and Uses of Funds

<b>Agency:</b>	Department of Environmental Quality
<b>Fund:</b>	EV2449 Employee Recognition Fund

<b>Cash Flow Summary</b>	Actual FY 2020	Estimate FY 2021	Estimate FY 2022
Balance Forward from Prior Year	5.2	2.7	2.7
Revenue (From Revenue Schedule)	4.4	6.2	6.2
Total Available	9.6	8.9	8.9
Total Appropriated Disbursements	0.0	0.0	0.0
Total Non-Appropriated Disbursements	6.9	6.2	6.2
Balance Forward to Next Year	2.7	2.7	2.7

<b>Appropriated Expenditure</b>	Actual FY 2020	Estimate FY 2021	Estimate FY 2022
<b>Expenditure Categories</b>			
Personal Services	0.0	0.0	0.0
Employee Related Expenses	0.0	0.0	0.0
Prof. And Outside Services	0.0	0.0	0.0
Travel - In State	0.0	0.0	0.0
Travel - Out of State	0.0	0.0	0.0
Food	0.0	0.0	0.0
Aid to Organizations and Individuals	0.0	0.0	0.0
Other Operating Expenses	0.0	0.0	0.0
Equipment	0.0	0.0	0.0
Capital Outlay	0.0	0.0	0.0
Debt Service	0.0	0.0	0.0
Cost Allocation	0.0	0.0	0.0
Transfers	0.0	0.0	0.0
<b>Expenditure Categories Total:</b>	0.0	0.0	0.0
Non-Lapsing Authority from Prior Years	0.0	0.0	0.0
Administrative Adjustments	0.0	0.0	0.0
Capital Projects (Land, Buildings,Improvements)	0.0	0.0	0.0
Appropriated 27th Pay Roll	0.0	0.0	0.0
Legislative Fund Transfers	0.0	0.0	0.0
IT Project Transfers	0.0	0.0	0.0
<b>Appropriated Expenditure Total:</b>	0.0	0.0	0.0
<b>Appropriated FTE:</b>	0.0	0.0	0.0

<b>Non-Appropriated Expenditure</b>	Actual FY 2020	Estimate FY 2021	Estimate FY 2022
<b>Expenditure Categories</b>			
Personal Services	0.0	0.0	0.0
Employee Related Expenses	0.0	0.0	0.0
Prof. And Outside Services	0.0	0.0	0.0
Travel - In State	0.0	0.0	0.0
Travel - Out of State	0.0	0.0	0.0
Food	0.0	0.0	0.0
Aid to Organizations and Individuals	0.0	0.0	0.0
Other Operating Expenses	6.9	6.2	6.2
Equipment	0.0	0.0	0.0
Capital Outlay	0.0	0.0	0.0
Debt Service	0.0	0.0	0.0
Cost Allocation	0.0	0.0	0.0
Transfers	0.0	0.0	0.0
<b>Expenditure Categories Total:</b>	6.9	6.2	6.2
Cap Transfer due to Fund Balance	0.0	0.0	0.0
Residual Equity Transfer	0.0	0.0	0.0
Prior Commitments or Obligated Expenditures	0.0	0.0	0.0
Non Appropriated 27th Pay Roll	0.0	0.0	0.0
<b>Non-Appropriated Expenditure Total:</b>	6.9	6.2	6.2
<b>Non-Appropriated FTE:</b>	0.0	0.0	0.0

# Sources and Uses of Funds

Agency: Department of Environmental Quality

Fund Description

OSPB: This fund receives monies through gifts and donations from public and private entities and is used to conduct ADOT's employee recognition programs.

## Sources and Uses of Funds

<b>Agency:</b>	<b>Department of Environmental Quality</b>
<b>Fund:</b>	<b>EV2500 IGA and ISA Fund</b>

<b>Cash Flow Summary</b>	<b>Actual FY 2020</b>	<b>Estimate FY 2021</b>	<b>Estimate FY 2022</b>
Balance Forward from Prior Year	0.0	0.0	0.0
Revenue (From Revenue Schedule)	6,137.2	4,876.6	4,876.6
Total Available	6,137.2	4,876.6	4,876.6
Total Appropriated Disbursements	0.0	0.0	0.0
Total Non-Appropriated Disbursements	6,137.2	4,876.6	4,876.6
Balance Forward to Next Year	0.0	0.0	0.0

<b>Appropriated Expenditure</b>	<b>Actual FY 2020</b>	<b>Estimate FY 2021</b>	<b>Estimate FY 2022</b>
<b>Expenditure Categories</b>			
Personal Services	0.0	0.0	0.0
Employee Related Expenses	0.0	0.0	0.0
Prof. And Outside Services	0.0	0.0	0.0
Travel - In State	0.0	0.0	0.0
Travel - Out of State	0.0	0.0	0.0
Food	0.0	0.0	0.0
Aid to Organizations and Individuals	0.0	0.0	0.0
Other Operating Expenses	0.0	0.0	0.0
Equipment	0.0	0.0	0.0
Capital Outlay	0.0	0.0	0.0
Debt Service	0.0	0.0	0.0
Cost Allocation	0.0	0.0	0.0
Transfers	0.0	0.0	0.0
<b>Expenditure Categories Total:</b>	<b>0.0</b>	<b>0.0</b>	<b>0.0</b>
Non-Lapsing Authority from Prior Years	0.0	0.0	0.0
Administrative Adjustments	0.0	0.0	0.0
Capital Projects (Land, Buildings,Improvements)	0.0	0.0	0.0
Appropriated 27th Pay Roll	0.0	0.0	0.0
Legislative Fund Transfers	0.0	0.0	0.0
IT Project Transfers	0.0	0.0	0.0
<b>Appropriated Expenditure Total:</b>	<b>0.0</b>	<b>0.0</b>	<b>0.0</b>
<b>Appropriated FTE:</b>	<b>0.0</b>	<b>0.0</b>	<b>0.0</b>

<b>Non-Appropriated Expenditure</b>	<b>Actual FY 2020</b>	<b>Estimate FY 2021</b>	<b>Estimate FY 2022</b>
<b>Expenditure Categories</b>			
Personal Services	1,475.4	1,504.7	1,504.7
Employee Related Expenses	536.0	584.4	584.4
Prof. And Outside Services	998.6	1,828.8	1,828.8
Travel - In State	0.0	9.9	9.9
Travel - Out of State	24.2	5.0	5.0
Food	0.0	0.0	0.0
Aid to Organizations and Individuals	0.0	0.0	0.0
Other Operating Expenses	1,908.3	69.7	69.7
Equipment	4.7	5.0	5.0
Capital Outlay	0.0	0.0	0.0
Debt Service	0.0	0.0	0.0
Cost Allocation	1,160.0	839.1	839.1
Transfers	30.0	30.0	30.0
<b>Expenditure Categories Total:</b>	<b>6,137.2</b>	<b>4,876.6</b>	<b>4,876.6</b>
Cap Transfer due to Fund Balance	0.0	0.0	0.0
Residual Equity Transfer	0.0	0.0	0.0
Prior Commitments or Obligated Expenditures	0.0	0.0	0.0
Non Appropriated 27th Pay Roll	0.0	0.0	0.0
<b>Non-Appropriated Expenditure Total:</b>	<b>6,137.2</b>	<b>4,876.6</b>	<b>4,876.6</b>
<b>Non-Appropriated FTE:</b>	<b>29.1</b>	<b>29.0</b>	<b>29.0</b>

# Sources and Uses of Funds

Agency: Department of Environmental Quality

Fund Description

OSPB: This fund was established for state agencies as a clearing account to properly account for, control, and report receipts and disbursements associated with intergovernmental and interagency service agreements, which are not reported in other funds.

## Sources and Uses of Funds

<b>Agency:</b>	<b>Department of Environmental Quality</b>
<b>Fund:</b>	<b>EV2563 Institutional &amp; Engineering Control Fund</b>

<b>Cash Flow Summary</b>	<b>Actual FY 2020</b>	<b>Estimate FY 2021</b>	<b>Estimate FY 2022</b>
Balance Forward from Prior Year	96.6	108.2	103.6
Revenue (From Revenue Schedule)	26.4	27.0	27.0
Total Available	123.0	135.2	130.6
Total Appropriated Disbursements	0.0	0.0	0.0
Total Non-Appropriated Disbursements	14.8	31.6	31.6
Balance Forward to Next Year	108.2	103.6	99.0

<b>Appropriated Expenditure</b>	<b>Actual FY 2020</b>	<b>Estimate FY 2021</b>	<b>Estimate FY 2022</b>
<b>Expenditure Categories</b>			
Personal Services	0.0	0.0	0.0
Employee Related Expenses	0.0	0.0	0.0
Prof. And Outside Services	0.0	0.0	0.0
Travel - In State	0.0	0.0	0.0
Travel - Out of State	0.0	0.0	0.0
Food	0.0	0.0	0.0
Aid to Organizations and Individuals	0.0	0.0	0.0
Other Operating Expenses	0.0	0.0	0.0
Equipment	0.0	0.0	0.0
Capital Outlay	0.0	0.0	0.0
Debt Service	0.0	0.0	0.0
Cost Allocation	0.0	0.0	0.0
Transfers	0.0	0.0	0.0
<b>Expenditure Categories Total:</b>	<b>0.0</b>	<b>0.0</b>	<b>0.0</b>
Non-Lapsing Authority from Prior Years	0.0	0.0	0.0
Administrative Adjustments	0.0	0.0	0.0
Capital Projects (Land, Buildings,Improvements)	0.0	0.0	0.0
Appropriated 27th Pay Roll	0.0	0.0	0.0
Legislative Fund Transfers	0.0	0.0	0.0
IT Project Transfers	0.0	0.0	0.0
<b>Appropriated Expenditure Total:</b>	<b>0.0</b>	<b>0.0</b>	<b>0.0</b>
<b>Appropriated FTE:</b>	<b>0.0</b>	<b>0.0</b>	<b>0.0</b>

<b>Non-Appropriated Expenditure</b>	<b>Actual FY 2020</b>	<b>Estimate FY 2021</b>	<b>Estimate FY 2022</b>
<b>Expenditure Categories</b>			
Personal Services	7.9	15.4	15.4
Employee Related Expenses	3.3	6.4	6.4
Prof. And Outside Services	0.0	0.0	0.0
Travel - In State	0.0	0.0	0.0
Travel - Out of State	0.0	0.0	0.0
Food	0.0	0.0	0.0
Aid to Organizations and Individuals	0.0	0.0	0.0
Other Operating Expenses	0.0	0.0	0.0
Equipment	0.0	0.0	0.0
Capital Outlay	0.0	0.0	0.0
Debt Service	0.0	0.0	0.0
Cost Allocation	3.6	9.8	9.8
Transfers	0.0	0.0	0.0
<b>Expenditure Categories Total:</b>	<b>14.8</b>	<b>31.6</b>	<b>31.6</b>
Cap Transfer due to Fund Balance	0.0	0.0	0.0
Residual Equity Transfer	0.0	0.0	0.0
Prior Commitments or Obligated Expenditures	0.0	0.0	0.0
Non Appropriated 27th Pay Roll	0.0	0.0	0.0
<b>Non-Appropriated Expenditure Total:</b>	<b>14.8</b>	<b>31.6</b>	<b>31.6</b>
<b>Non-Appropriated FTE:</b>	<b>1.9</b>	<b>0.2</b>	<b>0.2</b>

# Sources and Uses of Funds

Agency: Department of Environmental Quality

Fund Description

OSPB: Revenues in the fund are costs of restoring engineering controls that are recovered, monies paid into the fund, grants, and legislative appropriations. The fund is used to cover costs for implementation of certain soil remediation standards; repair and re

## Sources and Uses of Funds

<b>Agency:</b>	Department of Environmental Quality
<b>Fund:</b>	EV2564 Voluntary Remediation Fund

<b>Cash Flow Summary</b>	Actual FY 2020	Estimate FY 2021	Estimate FY 2022
Balance Forward from Prior Year	260.5	160.7	511.1
Revenue (From Revenue Schedule)	238.0	500.6	500.6
Total Available	498.5	661.3	1,011.7
Total Appropriated Disbursements	0.0	0.0	0.0
Total Non-Appropriated Disbursements	337.8	150.2	150.2
Balance Forward to Next Year	160.7	511.1	861.5

<b>Appropriated Expenditure</b>	Actual FY 2020	Estimate FY 2021	Estimate FY 2022
<b>Expenditure Categories</b>			
Personal Services	0.0	0.0	0.0
Employee Related Expenses	0.0	0.0	0.0
Prof. And Outside Services	0.0	0.0	0.0
Travel - In State	0.0	0.0	0.0
Travel - Out of State	0.0	0.0	0.0
Food	0.0	0.0	0.0
Aid to Organizations and Individuals	0.0	0.0	0.0
Other Operating Expenses	0.0	0.0	0.0
Equipment	0.0	0.0	0.0
Capital Outlay	0.0	0.0	0.0
Debt Service	0.0	0.0	0.0
Cost Allocation	0.0	0.0	0.0
Transfers	0.0	0.0	0.0
<b>Expenditure Categories Total:</b>	0.0	0.0	0.0
Non-Lapsing Authority from Prior Years	0.0	0.0	0.0
Administrative Adjustments	0.0	0.0	0.0
Capital Projects (Land, Buildings,Improvements)	0.0	0.0	0.0
Appropriated 27th Pay Roll	0.0	0.0	0.0
Legislative Fund Transfers	0.0	0.0	0.0
IT Project Transfers	0.0	0.0	0.0
<b>Appropriated Expenditure Total:</b>	0.0	0.0	0.0
<b>Appropriated FTE:</b>	0.0	0.0	0.0

<b>Non-Appropriated Expenditure</b>	Actual FY 2020	Estimate FY 2021	Estimate FY 2022
<b>Expenditure Categories</b>			
Personal Services	110.4	49.6	49.6
Employee Related Expenses	36.4	16.5	16.5
Prof. And Outside Services	132.8	54.3	54.3
Travel - In State	0.0	0.0	0.0
Travel - Out of State	0.0	0.0	0.0
Food	0.0	0.0	0.0
Aid to Organizations and Individuals	0.0	0.0	0.0
Other Operating Expenses	0.0	0.0	0.0
Equipment	0.0	0.0	0.0
Capital Outlay	0.0	0.0	0.0
Debt Service	0.0	0.0	0.0
Cost Allocation	58.2	29.8	29.8
Transfers	0.0	0.0	0.0
<b>Expenditure Categories Total:</b>	337.8	150.2	150.2
Cap Transfer due to Fund Balance	0.0	0.0	0.0
Residual Equity Transfer	0.0	0.0	0.0
Prior Commitments or Obligated Expenditures	0.0	0.0	0.0
Non Appropriated 27th Pay Roll	0.0	0.0	0.0
<b>Non-Appropriated Expenditure Total:</b>	337.8	150.2	150.2
<b>Non-Appropriated FTE:</b>	0.0	0.0	0.0

# Sources and Uses of Funds

Agency: Department of Environmental Quality

Fund Description

OSPB: Revenues in the fund consist of fees collected as reimbursement of costs to the department for activities allowed; gifts, grants, and legislative appropriations. Monies in the fund are used for the implementation of the Voluntary Remediation Program.



## Sources and Uses of Funds

<b>Agency:</b>	<b>Department of Environmental Quality</b>
<b>Fund:</b>	<b>EV3006 Specific Site Judgment Fund</b>

<b>Cash Flow Summary</b>	<b>Actual FY 2020</b>	<b>Estimate FY 2021</b>	<b>Estimate FY 2022</b>
Balance Forward from Prior Year	543.6	513.8	513.8
Total Available	543.6	513.8	513.8
Total Appropriated Disbursements	0.0	0.0	0.0
Total Non-Appropriated Disbursements	29.8	0.0	0.0
Balance Forward to Next Year	513.8	513.8	513.8

<b>Appropriated Expenditure</b>	<b>Actual FY 2020</b>	<b>Estimate FY 2021</b>	<b>Estimate FY 2022</b>
<b>Expenditure Categories</b>			
Personal Services	0.0	0.0	0.0
Employee Related Expenses	0.0	0.0	0.0
Prof. And Outside Services	0.0	0.0	0.0
Travel - In State	0.0	0.0	0.0
Travel - Out of State	0.0	0.0	0.0
Food	0.0	0.0	0.0
Aid to Organizations and Individuals	0.0	0.0	0.0
Other Operating Expenses	0.0	0.0	0.0
Equipment	0.0	0.0	0.0
Capital Outlay	0.0	0.0	0.0
Debt Service	0.0	0.0	0.0
Cost Allocation	0.0	0.0	0.0
Transfers	0.0	0.0	0.0
<b>Expenditure Categories Total:</b>	<b>0.0</b>	<b>0.0</b>	<b>0.0</b>
Non-Lapsing Authority from Prior Years	0.0	0.0	0.0
Administrative Adjustments	0.0	0.0	0.0
Capital Projects (Land, Buildings,Improvements)	0.0	0.0	0.0
Appropriated 27th Pay Roll	0.0	0.0	0.0
Legislative Fund Transfers	0.0	0.0	0.0
IT Project Transfers	0.0	0.0	0.0
<b>Appropriated Expenditure Total:</b>	<b>0.0</b>	<b>0.0</b>	<b>0.0</b>
<b>Appropriated FTE:</b>	<b>0.0</b>	<b>0.0</b>	<b>0.0</b>

<b>Non-Appropriated Expenditure</b>	<b>Actual FY 2020</b>	<b>Estimate FY 2021</b>	<b>Estimate FY 2022</b>
<b>Expenditure Categories</b>			
Personal Services	16.8	0.0	0.0
Employee Related Expenses	5.7	0.0	0.0
Prof. And Outside Services	0.0	0.0	0.0
Travel - In State	0.0	0.0	0.0
Travel - Out of State	0.0	0.0	0.0
Food	0.0	0.0	0.0
Aid to Organizations and Individuals	0.0	0.0	0.0
Other Operating Expenses	0.0	0.0	0.0
Equipment	0.0	0.0	0.0
Capital Outlay	0.0	0.0	0.0
Debt Service	0.0	0.0	0.0
Cost Allocation	7.3	0.0	0.0
Transfers	0.0	0.0	0.0
<b>Expenditure Categories Total:</b>	<b>29.8</b>	<b>0.0</b>	<b>0.0</b>
Cap Transfer due to Fund Balance	0.0	0.0	0.0
Residual Equity Transfer	0.0	0.0	0.0
Prior Commitments or Obligated Expenditures	0.0	0.0	0.0
Non Appropriated 27th Pay Roll	0.0	0.0	0.0
<b>Non-Appropriated Expenditure Total:</b>	<b>29.8</b>	<b>0.0</b>	<b>0.0</b>
<b>Non-Appropriated FTE:</b>	<b>0.4</b>	<b>0.0</b>	<b>0.0</b>

### **Fund Description**

OSPB: Monies in the fund consist of various legal judgments and court settlement agreements. The fund is used to implement the directives established in these legal judgments and court settlement agreements.

## Sources and Uses of Funds

<b>Agency:</b>	Department of Environmental Quality
<b>Fund:</b>	EV3031 Emergency Response Fund

<b>Cash Flow Summary</b>	Actual FY 2020	Estimate FY 2021	Estimate FY 2022
Balance Forward from Prior Year	852.0	893.9	853.8
Revenue (From Revenue Schedule)	174.6	92.7	63.6
Total Available	1,026.6	986.6	917.4
Total Appropriated Disbursements	132.7	132.8	632.8
Total Non-Appropriated Disbursements	0.0	0.0	0.0
Balance Forward to Next Year	893.9	853.8	284.6

<b>Appropriated Expenditure</b>	Actual FY 2020	Estimate FY 2021	Estimate FY 2022
<b>Expenditure Categories</b>			
Personal Services	0.0	0.0	0.0
Employee Related Expenses	0.0	0.0	0.0
Prof. And Outside Services	0.0	0.0	0.0
Travel - In State	0.0	0.0	0.0
Travel - Out of State	0.0	0.0	0.0
Food	0.0	0.0	0.0
Aid to Organizations and Individuals	0.0	0.0	0.0
Other Operating Expenses	100.1	104.8	104.8
Equipment	0.0	28.0	28.0
Capital Outlay	0.0	0.0	0.0
Debt Service	0.0	0.0	0.0
Cost Allocation	32.6	0.0	0.0
Transfers	0.0	0.0	500.0
<b>Expenditure Categories Total:</b>	132.7	132.8	632.8
Non-Lapsing Authority from Prior Years	0.0	0.0	0.0
Administrative Adjustments	0.0	0.0	0.0
Capital Projects (Land, Buildings,Improvements)	0.0	0.0	0.0
Appropriated 27th Pay Roll	0.0	0.0	0.0
Legislative Fund Transfers	0.0	0.0	0.0
IT Project Transfers	0.0	0.0	0.0
<b>Appropriated Expenditure Total:</b>	132.7	132.8	632.8
<b>Appropriated FTE:</b>	0.0	0.0	0.0

<b>Non-Appropriated Expenditure</b>	Actual FY 2020	Estimate FY 2021	Estimate FY 2022
<b>Expenditure Categories</b>			
Personal Services	0.0	0.0	0.0
Employee Related Expenses	0.0	0.0	0.0
Prof. And Outside Services	0.0	0.0	0.0
Travel - In State	0.0	0.0	0.0
Travel - Out of State	0.0	0.0	0.0
Food	0.0	0.0	0.0
Aid to Organizations and Individuals	0.0	0.0	0.0
Other Operating Expenses	0.0	0.0	0.0
Equipment	0.0	0.0	0.0
Capital Outlay	0.0	0.0	0.0
Debt Service	0.0	0.0	0.0
Cost Allocation	0.0	0.0	0.0
Transfers	0.0	0.0	0.0
<b>Expenditure Categories Total:</b>	0.0	0.0	0.0
Cap Transfer due to Fund Balance	0.0	0.0	0.0
Residual Equity Transfer	0.0	0.0	0.0
Prior Commitments or Obligated Expenditures	0.0	0.0	0.0
Non Appropriated 27th Pay Roll	0.0	0.0	0.0
<b>Non-Appropriated Expenditure Total:</b>	0.0	0.0	0.0
<b>Non-Appropriated FTE:</b>	0.0	0.0	0.0

# Sources and Uses of Funds

Agency: Department of Environmental Quality

Fund Description

OSPB: Revenues consist of fees assessed by the Arizona Department of Environmental Quality related to hazardous waste management. Funds are used to staff local emergency planning committees and to equip local fire departments, fire districts, and public safety

## Sources and Uses of Funds

<b>Agency:</b>	<b>Department of Environmental Quality</b>
<b>Fund:</b>	<b>EV3110 Solid Waste Fee Fund</b>

<b>Cash Flow Summary</b>	<b>Actual FY 2020</b>	<b>Estimate FY 2021</b>	<b>Estimate FY 2022</b>
Balance Forward from Prior Year	1,958.9	1,877.0	1,698.8
Revenue (From Revenue Schedule)	1,073.9	1,102.5	1,102.5
Total Available	3,032.8	2,979.5	2,801.3
Total Appropriated Disbursements	1,155.8	1,280.7	1,884.7
Total Non-Appropriated Disbursements	0.0	0.0	0.0
Balance Forward to Next Year	1,877.0	1,698.8	916.6

<b>Appropriated Expenditure</b>	<b>Actual FY 2020</b>	<b>Estimate FY 2021</b>	<b>Estimate FY 2022</b>
<b>Expenditure Categories</b>			
Personal Services	537.5	564.1	564.1
Employee Related Expenses	199.9	219.6	219.6
Prof. And Outside Services	20.0	0.0	0.0
Travel - In State	26.4	33.7	33.7
Travel - Out of State	2.5	5.6	5.6
Food	0.0	0.0	0.0
Aid to Organizations and Individuals	0.0	0.0	0.0
Other Operating Expenses	91.8	98.4	98.4
Equipment	8.7	6.6	6.6
Capital Outlay	0.0	0.0	0.0
Debt Service	0.0	0.0	0.0
Cost Allocation	269.1	352.7	352.7
Transfers	0.0	0.0	604.0
<b>Expenditure Categories Total:</b>	<b>1,155.8</b>	<b>1,280.7</b>	<b>1,884.7</b>
Non-Lapsing Authority from Prior Years	0.0	0.0	0.0
Administrative Adjustments	0.0	0.0	0.0
Capital Projects (Land, Buildings,Improvements)	0.0	0.0	0.0
Appropriated 27th Pay Roll	0.0	0.0	0.0
Legislative Fund Transfers	0.0	0.0	0.0
IT Project Transfers	0.0	0.0	0.0
<b>Appropriated Expenditure Total:</b>	<b>1,155.8</b>	<b>1,280.7</b>	<b>1,884.7</b>
<b>Appropriated FTE:</b>	<b>10.0</b>	<b>10.2</b>	<b>10.2</b>

<b>Non-Appropriated Expenditure</b>	<b>Actual FY 2020</b>	<b>Estimate FY 2021</b>	<b>Estimate FY 2022</b>
<b>Expenditure Categories</b>			
Personal Services	0.0	0.0	0.0
Employee Related Expenses	0.0	0.0	0.0
Prof. And Outside Services	0.0	0.0	0.0
Travel - In State	0.0	0.0	0.0
Travel - Out of State	0.0	0.0	0.0
Food	0.0	0.0	0.0
Aid to Organizations and Individuals	0.0	0.0	0.0
Other Operating Expenses	0.0	0.0	0.0
Equipment	0.0	0.0	0.0
Capital Outlay	0.0	0.0	0.0
Debt Service	0.0	0.0	0.0
Cost Allocation	0.0	0.0	0.0
Transfers	0.0	0.0	0.0
<b>Expenditure Categories Total:</b>	<b>0.0</b>	<b>0.0</b>	<b>0.0</b>
Cap Transfer due to Fund Balance	0.0	0.0	0.0
Residual Equity Transfer	0.0	0.0	0.0
Prior Commitments or Obligated Expenditures	0.0	0.0	0.0
Non Appropriated 27th Pay Roll	0.0	0.0	0.0
<b>Non-Appropriated Expenditure Total:</b>	<b>0.0</b>	<b>0.0</b>	<b>0.0</b>
<b>Non-Appropriated FTE:</b>	<b>0.0</b>	<b>0.0</b>	<b>0.0</b>

Sources and Uses of Funds

Agency: Department of Environmental Quality

Fund Description

OSPB: Consists of legislative appropriations, donations, gifts, grants, waste tire administrative monies, solid waste landfill registration fees, solid waste fees, special waste management plan fees, special waste management fees, private consultants expedited

## Sources and Uses of Funds

<b>Agency:</b>	<b>Department of Environmental Quality</b>
<b>Fund:</b>	<b>EV4100 Water Quality Fee Fund</b>

<b>Cash Flow Summary</b>	<b>Actual FY 2020</b>	<b>Estimate FY 2021</b>	<b>Estimate FY 2022</b>
Balance Forward from Prior Year	3,549.1	3,271.1	(1,310.4)
Revenue (From Revenue Schedule)	7,170.1	6,224.8	6,224.8
Total Available	10,719.2	9,495.9	4,914.4
Total Appropriated Disbursements	7,448.2	10,806.3	10,806.3
Total Non-Appropriated Disbursements	0.0	0.0	0.0
Balance Forward to Next Year	3,271.1	(1,310.4)	(5,891.9)

<b>Appropriated Expenditure</b>	<b>Actual FY 2020</b>	<b>Estimate FY 2021</b>	<b>Estimate FY 2022</b>
<b>Expenditure Categories</b>			
Personal Services	3,172.0	3,711.4	3,711.4
Employee Related Expenses	1,216.0	1,430.3	1,430.3
Prof. And Outside Services	979.9	552.5	552.5
Travel - In State	36.2	45.2	45.2
Travel - Out of State	9.9	20.6	20.6
Food	0.0	0.0	0.0
Aid to Organizations and Individuals	0.0	2.3	2.3
Other Operating Expenses	513.4	2,719.6	2,719.6
Equipment	21.1	5.6	5.6
Capital Outlay	0.0	0.0	0.0
Debt Service	0.0	0.0	0.0
Cost Allocation	1,499.4	2,313.8	2,313.8
Transfers	0.1	5.0	5.0
<b>Expenditure Categories Total:</b>	<b>7,448.0</b>	<b>10,806.3</b>	<b>10,806.3</b>
Non-Lapsing Authority from Prior Years	0.0	0.0	0.0
Administrative Adjustments	0.2	0.0	0.0
Capital Projects (Land, Buildings,Improvements)	0.0	0.0	0.0
Appropriated 27th Pay Roll	0.0	0.0	0.0
Legislative Fund Transfers	0.0	0.0	0.0
IT Project Transfers	0.0	0.0	0.0
<b>Appropriated Expenditure Total:</b>	<b>7,448.2</b>	<b>10,806.3</b>	<b>10,806.3</b>
<b>Appropriated FTE:</b>	<b>56.5</b>	<b>59.3</b>	<b>59.3</b>

<b>Non-Appropriated Expenditure</b>	<b>Actual FY 2020</b>	<b>Estimate FY 2021</b>	<b>Estimate FY 2022</b>
<b>Expenditure Categories</b>			
Personal Services	0.0	0.0	0.0
Employee Related Expenses	0.0	0.0	0.0
Prof. And Outside Services	0.0	0.0	0.0
Travel - In State	0.0	0.0	0.0
Travel - Out of State	0.0	0.0	0.0
Food	0.0	0.0	0.0
Aid to Organizations and Individuals	0.0	0.0	0.0
Other Operating Expenses	0.0	0.0	0.0
Equipment	0.0	0.0	0.0
Capital Outlay	0.0	0.0	0.0
Debt Service	0.0	0.0	0.0
Cost Allocation	0.0	0.0	0.0
Transfers	0.0	0.0	0.0
<b>Expenditure Categories Total:</b>	<b>0.0</b>	<b>0.0</b>	<b>0.0</b>
Cap Transfer due to Fund Balance	0.0	0.0	0.0
Residual Equity Transfer	0.0	0.0	0.0
Prior Commitments or Obligated Expenditures	0.0	0.0	0.0
Non Appropriated 27th Pay Roll	0.0	0.0	0.0
<b>Non-Appropriated Expenditure Total:</b>	<b>0.0</b>	<b>0.0</b>	<b>0.0</b>
<b>Non-Appropriated FTE:</b>	<b>0.0</b>	<b>0.0</b>	<b>0.0</b>

# Sources and Uses of Funds

Agency: Department of Environmental Quality

Fund Description

OSPB: Revenues in the fund consist of fees received from technical reviews, inspections, permit issuance, annual aquifer protection permit, and dry well registration fees. The fund supports statutory activities that are designed to ensure that the surface and g

STATE OF ARIZONA  
SOURCE AND USES JUSTIFICATION  
Fiscal Year 2021

**AGENCY:** Arizona Department of Environmental Quality  
**PROGRAM NAME:** Water Quality Program  
**FUND AND NUMBER:** Water Quality Fee Fund (4100)

---

**SOURCE AND USES**

**Justification**

ADEQ will limit Water Quality Fee Fund expenses in FY 2021 to ensure no deficit balance occurs. ADEQ has placed \$2.182 million of FY20 budget in the Water Quality Division, Program/Sub-Program 4.1 'Other Operating' (7000) line item. This budget allocation is only intended to be released to core programs if sufficient revenue is available.



STATE OF ARIZONA  
SOURCE AND USES JUSTIFICATION  
Fiscal Year 2022

**AGENCY:** Arizona Department of Environmental Quality

**PROGRAM NAME:** Water Quality Program

**FUND AND NUMBER:** Water Quality Fee Fund (4100)

---

**SOURCE AND USES**

**Justification**

ADEQ will limit Water Quality Fee Fund expenses in FY 2022 to ensure no deficit balance occurs. ADEQ will place excess funding from FY21 budget in the Water Quality Division, Program/Sub-Program 4.1 'Other Operating' (7000) line item. This budget allocation is only intended to be released to core programs if sufficient revenue is available.

## Sources and Uses of Funds

<b>Agency:</b>	<b>Department of Environmental Quality</b>
<b>Fund:</b>	<b>EV4150 Safe Drinking Water Program Fund</b>

<b>Cash Flow Summary</b>	<b>Actual FY 2020</b>	<b>Estimate FY 2021</b>	<b>Estimate FY 2022</b>
Balance Forward from Prior Year	825.9	918.2	863.5
Revenue (From Revenue Schedule)	1,800.0	1,800.0	1,800.0
Total Available	2,625.9	2,718.2	2,663.5
Total Appropriated Disbursements	1,707.6	1,854.7	1,854.7
Total Non-Appropriated Disbursements	0.0	0.0	0.0
Balance Forward to Next Year	918.2	863.5	808.8

<b>Appropriated Expenditure</b>	<b>Actual FY 2020</b>	<b>Estimate FY 2021</b>	<b>Estimate FY 2022</b>
<b>Expenditure Categories</b>			
Personal Services	773.2	776.1	776.1
Employee Related Expenses	292.1	295.0	295.0
Prof. And Outside Services	72.3	110.5	110.5
Travel - In State	25.6	23.8	23.8
Travel - Out of State	4.5	10.0	10.0
Food	0.0	0.0	0.0
Aid to Organizations and Individuals	0.0	0.0	0.0
Other Operating Expenses	132.8	141.4	141.4
Equipment	10.4	13.0	13.0
Capital Outlay	0.0	0.0	0.0
Debt Service	0.0	0.0	0.0
Cost Allocation	383.9	481.9	481.9
Transfers	12.8	3.0	3.0
<b>Expenditure Categories Total:</b>	<b>1,707.6</b>	<b>1,854.7</b>	<b>1,854.7</b>
Non-Lapsing Authority from Prior Years	0.0	0.0	0.0
Administrative Adjustments	0.0	0.0	0.0
Capital Projects (Land, Buildings,Improvements)	0.0	0.0	0.0
Appropriated 27th Pay Roll	0.0	0.0	0.0
Legislative Fund Transfers	0.0	0.0	0.0
IT Project Transfers	0.0	0.0	0.0
<b>Appropriated Expenditure Total:</b>	<b>1,707.6</b>	<b>1,854.7</b>	<b>1,854.7</b>
<b>Appropriated FTE:</b>	<b>17.1</b>	<b>18.2</b>	<b>18.2</b>

<b>Non-Appropriated Expenditure</b>	<b>Actual FY 2020</b>	<b>Estimate FY 2021</b>	<b>Estimate FY 2022</b>
<b>Expenditure Categories</b>			
Personal Services	0.0	0.0	0.0
Employee Related Expenses	0.0	0.0	0.0
Prof. And Outside Services	0.0	0.0	0.0
Travel - In State	0.0	0.0	0.0
Travel - Out of State	0.0	0.0	0.0
Food	0.0	0.0	0.0
Aid to Organizations and Individuals	0.0	0.0	0.0
Other Operating Expenses	0.0	0.0	0.0
Equipment	0.0	0.0	0.0
Capital Outlay	0.0	0.0	0.0
Debt Service	0.0	0.0	0.0
Cost Allocation	0.0	0.0	0.0
Transfers	0.0	0.0	0.0
<b>Expenditure Categories Total:</b>	<b>0.0</b>	<b>0.0</b>	<b>0.0</b>
Cap Transfer due to Fund Balance	0.0	0.0	0.0
Residual Equity Transfer	0.0	0.0	0.0
Prior Commitments or Obligated Expenditures	0.0	0.0	0.0
Non Appropriated 27th Pay Roll	0.0	0.0	0.0
<b>Non-Appropriated Expenditure Total:</b>	<b>0.0</b>	<b>0.0</b>	<b>0.0</b>
<b>Non-Appropriated FTE:</b>	<b>0.0</b>	<b>0.0</b>	<b>0.0</b>

### **Fund Description**

OSPB:

## Sources and Uses of Funds

<b>Agency:</b>	<b>Department of Environmental Quality</b>
<b>Fund:</b>	<b>EV9000 Indirect Cost Recovery Fund</b>

<b>Cash Flow Summary</b>	<b>Actual FY 2020</b>	<b>Estimate FY 2021</b>	<b>Estimate FY 2022</b>
Balance Forward from Prior Year	3,856.8	3,697.6	4,635.8
Revenue (From Revenue Schedule)	13,567.4	14,963.7	14,963.7
Total Available	17,424.2	18,661.3	19,599.5
Total Appropriated Disbursements	13,726.6	14,025.5	14,025.5
Total Non-Appropriated Disbursements	0.0	0.0	0.0
Balance Forward to Next Year	3,697.6	4,635.8	5,574.0
<b>Appropriated Expenditure</b>	<b>Actual FY 2020</b>	<b>Estimate FY 2021</b>	<b>Estimate FY 2022</b>
<b>Expenditure Categories</b>	<b>Actual FY 2020</b>	<b>Estimate FY 2021</b>	<b>Estimate FY 2022</b>
Personal Services	7,464.8	7,156.9	7,156.9
Employee Related Expenses	2,675.1	2,560.0	2,560.0
Prof. And Outside Services	326.9	622.0	622.0
Travel - In State	22.0	83.4	83.4
Travel - Out of State	15.8	47.6	47.6
Food	0.0	0.0	0.0
Aid to Organizations and Individuals	0.0	0.0	0.0
Other Operating Expenses	2,710.8	3,177.8	3,177.8
Equipment	6.0	24.1	24.1
Capital Outlay	0.0	0.0	0.0
Debt Service	0.0	0.0	0.0
Cost Allocation	0.0	0.0	0.0
Transfers	234.0	353.7	353.7
<b>Expenditure Categories Total:</b>	<b>13,455.4</b>	<b>14,025.5</b>	<b>14,025.5</b>
Non-Lapsing Authority from Prior Years	271.2	0.0	0.0
Administrative Adjustments	0.0	0.0	0.0
Capital Projects (Land, Buildings, Improvements)	0.0	0.0	0.0
Appropriated 27th Pay Roll	0.0	0.0	0.0
Legislative Fund Transfers	0.0	0.0	0.0
IT Project Transfers	0.0	0.0	0.0
<b>Appropriated Expenditure Total:</b>	<b>13,726.6</b>	<b>14,025.5</b>	<b>14,025.5</b>
<b>Appropriated FTE:</b>	<b>125.5</b>	<b>123.0</b>	<b>123.0</b>
<b>Non-Appropriated Expenditure</b>	<b>Actual FY 2020</b>	<b>Estimate FY 2021</b>	<b>Estimate FY 2022</b>
<b>Expenditure Categories</b>	<b>Actual FY 2020</b>	<b>Estimate FY 2021</b>	<b>Estimate FY 2022</b>
Personal Services	0.0	0.0	0.0
Employee Related Expenses	0.0	0.0	0.0
Prof. And Outside Services	0.0	0.0	0.0
Travel - In State	0.0	0.0	0.0
Travel - Out of State	0.0	0.0	0.0
Food	0.0	0.0	0.0
Aid to Organizations and Individuals	0.0	0.0	0.0
Other Operating Expenses	0.0	0.0	0.0
Equipment	0.0	0.0	0.0
Capital Outlay	0.0	0.0	0.0
Debt Service	0.0	0.0	0.0
Cost Allocation	0.0	0.0	0.0
Transfers	0.0	0.0	0.0
<b>Expenditure Categories Total:</b>	<b>0.0</b>	<b>0.0</b>	<b>0.0</b>
Cap Transfer due to Fund Balance	0.0	0.0	0.0
Residual Equity Transfer	0.0	0.0	0.0
Prior Commitments or Obligated Expenditures	0.0	0.0	0.0
Non Appropriated 27th Pay Roll	0.0	0.0	0.0
<b>Non-Appropriated Expenditure Total:</b>	<b>0.0</b>	<b>0.0</b>	<b>0.0</b>
<b>Non-Appropriated FTE:</b>	<b>0.0</b>	<b>0.0</b>	<b>0.0</b>

# Sources and Uses of Funds

**Agency:** Department of Environmental Quality

**Fund Description**

OSPB: A clearing account used for the payment of administrative expenditures not directly attributable to any one program, but associated with federal grant monies and other non-appropriated funds.

## Funding Issues List

<b>Agency:</b>	<b>Department of Environmental Quality</b>
----------------	--

FY 2022

Priority	Funding Issue Title	Total FTE	Total Amount	General Fund	Other Aprop. Funds	Non-App Funds
1	WQARF Funding One time txfr from existing funds	0.0	(1,000.0)	(15,000.0)	4,000.0	10,000.0
2	Protecting Arizona Lakes and Streams (PALS)	0.0	1,160.0	0.0	0.0	1,160.0
3	Hazardous Waste Management Fund Structural Deficit	0.0	604.0	0.0	604.0	0.0
<b>Total:</b>		0.0	764.0	(15,000.0)	4,604.0	11,160.0
<b>Decision Package Total:</b>		0.0	764.0	(15,000.0)	4,604.0	11,160.0

## Funding Issue Detail

**Agency:** Department of Environmental Quality

**Issue:** 1 WQARF Funding One time txfr from existing funds

**Program:** SLI WQARF Priority Site Remediation

**Fund:** EV2271-N Underground Storage Tank Revolving (Non-Appropriated)

**Calculated ERE:** \$0.00

**Uniform Allowance:** \$0.00

Expenditure Categories	FY 2022
------------------------	---------

FTE	0.0
-----	-----

Personal Services	0.0
-------------------	-----

Employee Related Expenses	0.0
---------------------------	-----

<b>Subtotal Personal Services and ERE:</b>	0.0
--	-----

Professional & Outside Services	0.0
---------------------------------	-----

Travel In-State	0.0
-----------------	-----

Travel Out-of-State	0.0
---------------------	-----

Food	0.0
------	-----

Aid to Organizations & Individuals	0.0
------------------------------------	-----

Other Operating Expenditures	0.0
------------------------------	-----

Equipment	0.0
-----------	-----

Capital Outlay	0.0
----------------	-----

Debt Services	0.0
---------------	-----

Cost Allocation	0.0
-----------------	-----

Transfers	10,000.0
-----------	----------

<b>Program / Fund Total:</b>	10,000.0
------------------------------	----------

**Program:** SLI WQARF Priority Site Remediation

**Fund:** AA1000-A General Fund (Appropriated)

**Calculated ERE:** \$0.00

**Uniform Allowance:** \$0.00

Expenditure Categories	FY 2022
------------------------	---------

FTE	0.0
-----	-----

Personal Services	0.0
-------------------	-----

Employee Related Expenses	0.0
---------------------------	-----

<b>Subtotal Personal Services and ERE:</b>	0.0
--	-----

Professional & Outside Services	0.0
---------------------------------	-----

Travel In-State	0.0
-----------------	-----

Travel Out-of-State	0.0
---------------------	-----

Food	0.0
------	-----

Aid to Organizations & Individuals	0.0
------------------------------------	-----

Other Operating Expenditures	0.0
------------------------------	-----

Equipment	0.0
-----------	-----

Capital Outlay	0.0
----------------	-----

Debt Services	0.0
---------------	-----

Cost Allocation	0.0
-----------------	-----

Transfers	(15,000.0)
-----------	------------

<b>Program / Fund Total:</b>	(15,000.0)
------------------------------	------------

**Program:** SLI WQARF Priority Site Remediation

**Fund:** EV2226-A Air Quality Fund (Appropriated)

**Calculated ERE:** \$0.00

**Uniform Allowance:** \$0.00

Expenditure Categories	FY 2022
------------------------	---------

FTE	0.0
-----	-----

Personal Services	0.0
-------------------	-----

Employee Related Expenses	0.0
---------------------------	-----

<b>Subtotal Personal Services and ERE:</b>	0.0
--	-----

Professional & Outside Services	0.0
---------------------------------	-----

## Funding Issue Detail

<b>Agency:</b>	Department of Environmental Quality
----------------	-------------------------------------

<b>Issue:</b>	1	WQARF Funding One time txfr from existing funds
---------------	---	---

Travel In-State	0.0
Travel Out-of-State	0.0
Food	0.0
Aid to Organizations & Individuals	0.0
Other Operating Expenditures	0.0
Equipment	0.0
Capital Outlay	0.0
Debt Services	0.0
Cost Allocation	0.0
Transfers	2,000.0

**Program / Fund Total:** 2,000.0

<b>Program:</b>	SLI WQARF Priority Site Remediation	<b>Calculated ERE:</b>	\$0.00
<b>Fund:</b>	EV2289-A Recycling Fund (Appropriated)	<b>Uniform Allowance:</b>	\$0.00

### Expenditure Categories FY 2022

FTE	0.0
Personal Services	0.0
Employee Related Expenses	0.0
<b>Subtotal Personal Services and ERE:</b>	0.0
Professional & Outside Services	0.0
Travel In-State	0.0
Travel Out-of-State	0.0
Food	0.0
Aid to Organizations & Individuals	0.0
Other Operating Expenditures	0.0
Equipment	0.0
Capital Outlay	0.0
Debt Services	0.0
Cost Allocation	0.0
Transfers	1,500.0

**Program / Fund Total:** 1,500.0

<b>Program:</b>	SLI WQARF Priority Site Remediation	<b>Calculated ERE:</b>	\$0.00
<b>Fund:</b>	EV3031-A Emergency Response Fund (Appropriated)	<b>Uniform Allowance:</b>	\$0.00

### Expenditure Categories FY 2022

FTE	0.0
Personal Services	0.0
Employee Related Expenses	0.0
<b>Subtotal Personal Services and ERE:</b>	0.0
Professional & Outside Services	0.0
Travel In-State	0.0
Travel Out-of-State	0.0
Food	0.0
Aid to Organizations & Individuals	0.0
Other Operating Expenditures	0.0
Equipment	0.0
Capital Outlay	0.0
Debt Services	0.0
Cost Allocation	0.0
Transfers	500.0

**Program / Fund Total:** 500.0

## Funding Issue Detail

**Agency:** Department of Environmental Quality

**Issue:** 2 Protecting Arizona Lakes and Streams (PALS)

**Program:** Surface Water Protection  
**Fund:** EV2365-N Voluntary Vehicle Repair & Retrofit Program (Non-Appropriated)

**Calculated ERE:** \$105.70  
**Uniform Allowance:** \$0.00

Expenditure Categories	FY 2022
FTE	0.0
Personal Services	470.0
Employee Related Expenses	190.0
<b>Subtotal Personal Services and ERE:</b>	660.0
Professional & Outside Services	200.0
Travel In-State	5.0
Travel Out-of-State	0.0
Food	0.0
Aid to Organizations & Individuals	0.0
Other Operating Expenditures	0.0
Equipment	0.0
Capital Outlay	0.0
Debt Services	0.0
Cost Allocation	295.0
Transfers	0.0
<b>Program / Fund Total:</b>	1,160.0

**Issue:** 3 Hazardous Waste Management Fund Structural Deficit

**Program:** Hazardous Waste  
**Fund:** EV3110-A Solid Waste Fee Fund (Appropriated)

**Calculated ERE:** \$0.00  
**Uniform Allowance:** \$0.00

Expenditure Categories	FY 2022
FTE	0.0
Personal Services	0.0
Employee Related Expenses	0.0
<b>Subtotal Personal Services and ERE:</b>	0.0
Professional & Outside Services	0.0
Travel In-State	0.0
Travel Out-of-State	0.0
Food	0.0
Aid to Organizations & Individuals	0.0
Other Operating Expenditures	0.0
Equipment	0.0
Capital Outlay	0.0
Debt Services	0.0
Cost Allocation	0.0
Transfers	604.0
<b>Program / Fund Total:</b>	604.0



**DECISION PACKAGE  
FY2022**

**Department/Agency:** Arizona Department of Environmental Quality  
**Division/Program:** Waste Programs Division  
**Contact Person:** Laura Malone  
**Statutory Reference:** A.R.S. §49-282

**Issue Title:** WQARF Funding- One time transfer from existing funds (cash balance)

**Priority:** # 1

**1. Description of problem or issue and how this furthers the agency mission or goals:**

Funding in FY22 will be used to stop a polyfluorinated alkyl substances (PFAS) plume that now threatens the City of Tucson's central water production wellfield and to mitigate exposure to the worst hazardous material releases throughout the state. As we continue to experience drought conditions, it is critically important that we protect Arizona's groundwater and surface water resources for current and future generations; approximately 300,000 acre feet per year of water remains contaminated in Arizona.

The Water Quality Assurance Revolving Fund (WQARF) [A.R.S. § 49-282] is Arizona's alternative to the USEPA's "Superfund" program. USEPA utilizes "joint and several liability"- any one potentially responsible party (PRP) may be held liable for the entire cleanup of the site. The WQARF program utilizes proportionate liability; the consequence of which is that the state is responsible for the "orphan share" when responsible parties are not viable. Through its strategy to accelerate cleanups, ADEQ has reduced the orphan share liability to the state since 2014. However, the overall orphan share has increased approximately 7% per year since 1991 and is still in excess of \$180 million (Figure 1). Given that cleanups typically become more expensive over time, funding shortfalls will result in increased "orphan" share liability for which the state is responsible.

**2. Proposed solution to the problem or issue:**

ADEQ is requesting a \$14,000,000 one-time funding transfer from existing funds:

Underground Storage Tank Revolving Fund	<u>\$ 10,000,000</u>
Air Quality Fee Fund	<u>\$ 2,000,000</u>
Recycling Fund	<u>\$ 1,500,000</u>
Emergency Response Fund	<u>\$ 500,000</u>
<b>Total</b>	<b>\$ 14,000,000</b>

### **3. Alternatives considered and reasons for rejection:**

#### **Options Considered**

- 1) A one-time funding transfer from various funds. (Recommended option)
- 2) Continue the baseline funding of \$15,000,000 from the General Fund. Projected General Fund revenue shortfalls associated with the COVID-19 pandemic, make Option 2 less viable. Option 1, in turn, recognizes that General Fund revenue is needed for other state-level priorities.
- 3) Revert the liability scheme to “joint and several.” This option would result in full funding from businesses with significant financial resources, regardless of their share of contribution to the contamination. Option 3 is expedient for cost recovery but unpopular with business. At the federal level, and depending on the administration, joint and several liability is reduced to extracting as much as possible from large, economically stable responsible parties, irrespective of their comparative contribution to environmental releases.

### **4. Impact of not funding:**

The recommended option is a one-time funding transfer from various funds. This is a viable option and would off-load the need for the General Fund.

ADEQ has implemented significant UST program efficiencies resulting in a reduction in the average cost to close releases from \$112,328 in 2014 to \$95,734 in 2020 (see Table 1 below). This makes the \$10M transfer from UST viable for FY22 only; any additional transfers will require an extension to the UST 1 penny tax sun setting on January 1, 2024.

Similarly, other ADEQ funds have cash balances that can be used as a one-time transfer into WQARF.

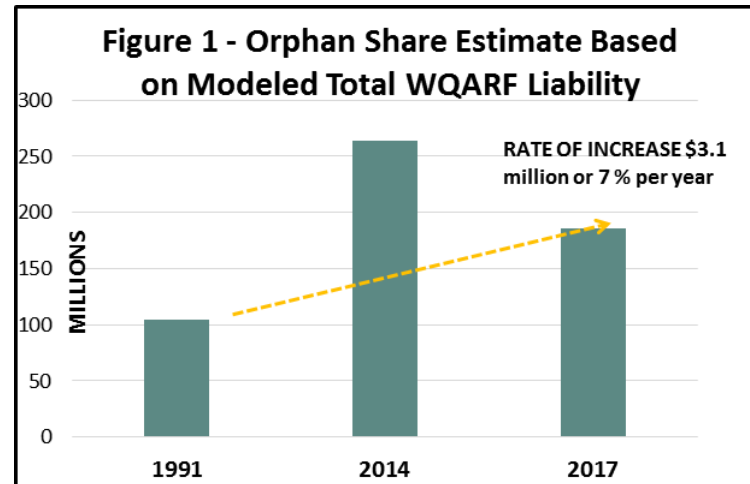
Table 1- Impact of FY22 WQARF Transfer		
	Fiscal Impact of FY22 WQARF Transfer	
Remaining Revenue Available to UST Program through Jan 1, 2024 <sup>1</sup> :	\$169.10 Mil	\$169.10 Mil
Avg Cost per Release (Actuarial Report):	\$112,328	
Avg Cost per Release (Weighted avg of program lifecycle costs):		\$95,734
<u>Updated Estimated Total Releases before 1/1/2023</u>		
2018 estimate of releases:	2,025	
2020 estimate of releases <sup>2</sup> :		1,373
2018 Estimated Release Liability through 2030:	(\$227.46) Mil	
2020 Estimated Release Liability through 2030:		(\$131.44) Mil
Est. Remaining Time Barred Claims Liability Under Review	(\$3.00) Mil	
Updated Est. Remaining Time Barred Claims Liability Under Review		(\$1.80) Mil
<u>Est. Impact of Tank Site Improvement Program Changes</u>		
Effect of retroactive reimbursement	(\$4.87) Mil	
TSIP Reimbursement Available <sup>3</sup> :	\$0.00 Mil	(\$2.96) Mil
Estimated Total Liability through 2030:	(\$235.34) Mil	(\$136.20) Mil
\$6.5 mil annual ADEQ Admin FY 2019 through Jan 1, 2024	(\$35.75) Mil	(\$22.90) Mil
Proposed FY22 Transfer to WQARF	(\$10.00) Mil	(\$10.00) Mil
Estimated Surplus (Deficit):	(\$111.99) Mil	\$0.00 Mil

<sup>1</sup>Actuals through FY2020 plus FY2021 through FY2024 estimates with current economic conditions considered.

<sup>2</sup> Based on 2014 actuarial report, updated with actual performance through FY 2020.

<sup>3</sup> TSIP is discretionary. Estimated demand through 2030 for TSIP is \$96 million.

The recommended option is best because additional funding shortfalls will result in increases in the “orphan” share liability for which the state is responsible. Unaddressed pollutants in the natural environment often spread and become more costly to remediate over time (Figure 1 is based on significant cost modeling last performed in 2017). The decrease in liability from 2014 to 2017 is a function of sufficient funding leveraged by the Arizona Management System to close sites and reduce state liability.



Absent WQARF funding, Figure 2 identifies activities that will not be completed in FY22.

**Figure 2 - FY22 WQARF Site Funding Contingencies**

WQARF Sites	FY22 Phase	FY22 Work to Be Completed With \$0 WQARF Funding
7th Street and Arizona Avenue	O&M	Turn Remediation System off - No O&M
7th Avenue and Bethany Home Road	O&M	Turn Remediation System off - No O&M
7th Avenue and Missouri Avenue	O&M	Turn Remediation System off - No O&M
16th Street and Camelback Road	O&M	Turn Remediation System off - No O&M
20th Street and Factor Avenue	O&M	Turn Remediation System off - No O&M
56th Street and Earll Drive	PRAP & ROD	PRP Operates Remediation System - No oversight
Highway 260 and Johnson Lane	O&M	No Work Conducted
Highway 260 and Main	PRAP & ROD	No Work Conducted
Broadway–Pantano	O&M	Turn Remediation System off - No O&M
Central Avenue and Camelback Road	O&M	Turn Remediation System off - No O&M
Cooper Road and Commerce Avenue	O&M	Turn Remediation System off - No O&M
ECP - 24th Street and Grand Canal	O&M	No Work Conducted
ECP - 32nd Street and Indian School Road	O&M	No Work Conducted
ECP - 40th Street and Osborn	O&M	No Work Conducted
ECP - 48th Street and Indian School Road	System Install; ROD O&M	No Work Conducted
Estes Landfill	O&M	Turn Remediation System off - No O&M
Harrison Road and Millmar (delisted)	O&M	No Cap Maintenance
Klondyke Tailings	O&M	No Cap Maintenance
Los Reales Landfill	O&M	PRP Operates Remediation System - No oversight
Lake Havasu and Holly Avenue	PRAP; ROD & O&M	Turn Remediation System off - No O&M
Miller Valley Road	O&M	Turn Remediation System off - No O&M
Miracle Mile (Water Provider)	O&M	Cannot Pay Water Provider to Operate Remediation System
Mountain View Estates	O&M	No Cap Maintenance
Park–Euclid	O&M	Turn Remediation System off - No O&M
Payson PCE (Water Provider)	O&M	Turn Remediation System off - No O&M
Pinal Creek	O&M	PRP Operates Remediation System - No oversight
Shannon Road-Rillito Creek/ECDC (Water Provider)	O&M	Cannot Pay Water Provider to Operate Remediation System
Silverbell Landfill	O&M	PRP Operates Remediation System - No oversight
South Mesa	O&M; Closure	Turn Remediation System off - No O&M
Stone Avenue and Grant Road	O&M	Turn Remediation System off - No O&M
Vulture Mill	O&M	No Cap Maintenance
WCP - East Grand Avenue	PRAP & ROD	PRP Lead Site - No oversight
WCP - North Canal Plume	O&M	Turn Remediation System off - No O&M
WCP - North Plume	O&M	Turn Remediation System off - No O&M
WCP - West Osborn Complex	O&M	Turn Remediation System off - No O&M
West Van Buren	FS	No Work Conducted
Western Avenue	O&M	Cannot Pay State's Share to Run Remediation System
Community Involvement	Not Applicable	No Community Involvement Conducted at Any Site
Preliminary Investigations	PI Prioritizations	No Preliminary Investigation Site Work

RI - Remedial Investigation (determining nature, extent, sources of contamination)

ERA - Early Response Action (Quickly addressing significant public health/environmental impact prior to final remedy)

FS - Feasibility Study (Documents remedial technologies and options)

PRAP - Proposed Remedial Action Plan (Proposed cleanup remedy)

ROD - Record of Decision (Documents agency's decision on remedial technologies)

Remedy - Installing a final remedy

O&M - Operation and Maintenance of a remedy documented in the ROD

Closure - Removal of site from Registry

PRP - Potential Responsible Party

**5. Performance Measure(s) to quantify/display the success of the solution:**

- 1) Time to Implement Remedy (Years)
- 2) Contaminated Sites Closed (%)
- 3) Reduction in Known, Ongoing, Unauthorized sites impacting human health and the environment

**DECISION PACKAGE  
FY2022**

**Department/Agency:** Arizona Department of Environmental Quality  
**Division/Program:** Water Quality Division  
**Contact Person:** Trevor Baggione  
**Statutory Reference:** A.R.S. §49-474.03

**Issue Title:** Protecting Arizona Lakes and Streams Program (PALS) Start-up costs

**Priority:** # 2

**1. Description of problem or issue and how this furthers the agency mission or goals:**

A federal deregulatory action that became effective earlier this year significantly narrowed the definition of Waters of the United States under the Clean Water Act. Up to 90% of Arizona's surface waters are not considered Waters of the United States under the new federal Navigable Waters Protection Rule. On April 21, 2020, the Environmental Protection Agency and the Department of the Army published the Navigable Waters Protection Rule (NWPR) in the *Federal Register* finalizing a revised definition of "Waters of the United States" under the Clean Water Act. This definition, which became effective on June 22, 2020, supports a "local control approach" of state level regulation, but also creates a gap in regulatory protection of Arizona surface waters.

In response to EPA's planned deregulation of surface water at a federal level, Governor Ducey, on June 16, 2017, told EPA that "Arizona recognizes and welcomes the need to protect non-WOTUS state surface waters."

Some deregulated waters are utilized for drinking water, recreation and are critical to maintaining habitat for Arizona wildlife. According to a recent report released by Audubon Arizona (April 2019), outdoor recreation on and along Arizona's waterways is a \$13.5 billion dollar industry annually -- higher than golf and mining -- and supports 114,000 Arizona jobs.

Examples of Arizona surface waters that are no longer protected for drinking and other critical uses including the Santa Fe Reservoir, Roper Lake in Safford, and Watson Lake in Prescott. Santa Fe Reservoir is a highly recreated surface water that is also used as a drinking water source for the Town of Williams. This surface water has experienced elevated levels of mercury in the past, requiring

issuance of a Fish Consumption Advisory and implementation of a mitigation plan. Without new authority, ADEQ would be unable to prevent this type of surface water impairment in the future.

ADEQ is working with stakeholders to develop the PALS program, to mitigate the regulatory gap created by the federal deregulation effective June 22, 2020. FY22 PALS project goals include completion of implementing rules, assuming that PALS legislation passes in 2021. In addition, the funding will be used to train and deploy sufficient staff to issue permits and conduct inspections. The program can be sustained by fees once rules are written and permits begin to be issued.

**2. Proposed solution to the problem or issue:**

ADEQ is requesting a one-time allowable use from the Voluntary Vehicle Repair Program Fund to fund PALS development in FY22.

**3. Alternatives considered and reasons for rejection:**

- 1) One time fund allowable use from Voluntary Vehicle Repair Fund. (Recommended option.)
- 2) Take no action in FY22 to create a program to protect surface waters in Arizona which are no longer protected by the federal regulatory framework. Option 2 to take no action would result in failing to protect Arizona surface waters resulting in numerous untenable results described in the next section.
- 3) One-time authority to support the PALS program development from the General fund. Option 3 would create a burden on the General Fund reducing available dollars that can be utilized in other areas of the State.

**4. Impact of not funding:**

The recommended option of funding PALS startup from the Voluntary Vehicle Repair Fund would enable ADEQ to begin accepting and processing permit applications during FY22, which will mitigate the regulatory gap that now exists and has left up to 90% of Arizona's surface waters unprotected.

Not funding would leave Arizona surface water unprotected and create the following impacts:

- Unregulated discharges to surface waters will threaten or impact human health, recreational opportunities such as swimming and hunting, tourism revenue and habitat critical to wildlife.



- The existing regulatory gap creates confusion and uncertainty within business and industry regarding how to appropriately manage discharges and reduce environmental and other liability related to those discharges.
- Risk to Arizona's surface waters increases the longer the state lacks a program to protect those waters.

**5. Performance Measure(s) to quantify/display the success of the solution:**

- 1) Percent of Waters Protected by Arizona
- 2) Permit Lead Time
- 3) Compliance Rate

**6. Attach a line item budget for the decision package that follows this narrative that will include FTE's and their costs, as well as equipment (include cost for future years).**

Description	Cost
Salary (6.10 FTEs)	470,000
Employee Related Expe	190,000
Prof. & Outside	200,000
Travel	5,000
Indirect	295,000
<b>Total</b>	<b>\$ 1,160,000</b>

**DECISION PACKAGE  
FY2022**

**Department/Agency:** Arizona Department of Environmental Quality  
**Division/Program:** Waste Programs Division  
**Contact Person:** Laura Malone  
**Statutory Reference:** A.R.S. §49-881, A.R.S. §49-927

**Issue Title:** Hazardous Waste Management Fund (HWMF) Structural Deficit

**Priority:** # 3

**1. Description of problem or issue and how this furthers the agency mission or goals:**

As a result of deregulation of hazardous wastes at the federal level, Hazardous Waste Management Fund (HWMF) fee revenues in FY20 were 67% less than revenues in FY17. A further 30% reduction from FY20 revenues is anticipated in FY21. In addition, EPA has reduced hazardous waste grant funding approximately 28% since 2012. While program revenue has declined significantly, program scope and cost has remained relatively stable at approximately \$2.45 million annually.

ADEQ administers the federally mandated Hazardous Waste Management (HWM) program through a delegation of authority from the U.S. Environmental Protection Agency (EPA). Through this program, ADEQ ensures that toxic, corrosive, unstable and ignitable wastes are properly stored, treated, transported and disposed of at or from over 2,000 facilities throughout the state including mitigation of emergency hazardous waste releases such as the one that just occurred as a result of a train derailment at Tempe Town Lake.

Maintaining a robust program capable of both preventing and responding to these types of accidents is critical for both public safety and for minimizing future impact to WQARF, which is the program of last resort if these types of releases are not managed quickly and completely under the hazardous waste management program. Without new revenue into the HWMF or a new expenditure source, the HWM program will be unable to meet program delegation requirements, and could be subject to federal action, including increased EPA enforcement actions at Arizona businesses, further reduction in grant funding or revocation of part or all of the program delegation.

**2. Proposed solution to the problem or issue:**

ADEQ is requesting a one-time transfer from the Solid Waste Fee Fund to the Hazardous Waste Fee Fund.

**3. Alternatives considered and reasons for rejection:**

- 1) Utilize existing revenue in the Solid Waste Fee Fund to offset HWM program funding shortfall. (Recommended option.)
- 2) Increase existing fees: new and expanding businesses are not generating waste at a rate significant enough to offset reductions in fee revenue. As a result, a significant fee increase from \$67.50 to approximately \$100 per ton would be necessary.
- 3) Establish new fees: ADEQ evaluated a number of different materials management and waste generation fee models. Although some models might be viable in a strong and growing economy, current regulatory, political and economic instability make establishing new fees on a large number of businesses across the state untenable at this time.

**4. Impact of not funding:**

The environmental and economic risk associated with underfunding the HWM program is significant. Given the very real challenges associated with other options and the immediate need to mitigate the HWMF structural deficit, ADEQ believes use of the Solid Waste Fee Fund to offset the HWM program funding deficit is the most stable, feasible and defensible option.

In addition to the logistical viability of this option, there is also a direct link between federal hazardous waste deregulatory actions and an increase in the volume of newly deregulated waste being placed in Arizona landfills. In regulations, in order for a substance to be a hazardous waste, it must first be a solid waste. Solid Waste is much more than landfill and municipal waste, it includes biomedical hazardous waste (sharps, blood etc.), septage, used oil, lead acid batteries and tires, all of which can have a devastating effect on human health and the environment if not stored, treated or disposed of properly. The Solid Waste Fee Fund is partially dependent on landfill registration fees and special waste management plan fees and existing authorized uses of the fund include solid waste control programs. Because newly-deregulated wastes are now disposed of at landfills and subject to landfill registration fees instead of hazardous waste generation fees, ADEQ believes reliance on the Solid Waste Fee Fund to remedy the HWM Program structural deficit is both appropriate and sustainable.

This request directly facilitates ADEQ's 5-year strategy to support environmentally responsible economic growth. The state (ADHS and then ADEQ) has administered the federally mandated HWMP in Arizona since 1985. As part of the delegation, EPA continues to conduct a small number of inspections and resulting enforcement activities in Arizona. One recent example is the inspection and subsequent \$130,000 penalty levied against a company operating in Kingman. Although escalated enforcement and penalties are

sometimes necessary, ADEQ focuses on returning a facility to compliance as a measure of regulatory success, not the application of penalties or other escalated enforcement actions. Failure to meet minimum delegation requirements could result in USEPA asserting jurisdiction at an increasing number of facilities, thus subjecting local businesses to regulation by program administrators that lack knowledge of local environmental and economic conditions and regulatory impacts.

**5. Performance Measure(s) to quantify/display the success of the solution:**

- 1) Compliance rate
- 2) Permit lead time
- 3) Return to Compliance

## Summary of Expenditure and Budget Request for All Funds

**Agency:** Department of Environmental Quality

<b>Appropriated</b>		<b>FY 2020 Actual</b>	<b>FY 2021 Expd. Plan</b>	<b>FY 2022 Fund. Issue</b>	<b>FY 2022 Total Request</b>
Cost Center/Program:					
1	Support	16,102.3	17,717.1	0.0	17,717.1
2	Air Quality	36,455.3	38,151.2	0.0	38,151.2
3	Waste Programs	3,597.7	19,288.9	(10,396.0)	8,892.9
4	Water Quality	7,473.5	10,750.7	0.0	10,750.7
		63,628.9	85,907.9	(10,396.0)	75,511.9
<b>Expenditure Categories</b>					
	FTE	322.0	322.0	0.0	322.0
	Personal Services	17,807.4	19,121.1	0.0	19,121.1
	Employee Related Expenses	6,545.2	7,035.4	0.0	7,035.4
	Professional and Outside Services	24,164.8	23,373.8	0.0	23,373.8
	Travel In-State	300.8	408.2	0.0	408.2
	Travel Out of State	58.9	156.5	0.0	156.5
	Food	0.0	0.0	0.0	0.0
	Aid to Organizations and Individuals	4,094.2	2,072.0	0.0	2,072.0
	Other Operating Expenses	4,542.5	9,497.7	0.0	9,497.7
	Equipment	141.2	1,478.7	0.0	1,478.7
	Capital Outlay	0.0	0.0	0.0	0.0
	Debt Service	0.0	0.0	0.0	0.0
	Cost Allocation	5,725.3	7,397.8	0.0	7,397.8
	Transfers	248.6	15,366.7	(10,396.0)	4,970.7
	<b>Expenditure Categories Total:</b>	63,628.9	85,907.9	(10,396.0)	75,511.9

## Summary of Expenditure and Budget Request for All Funds

Agency: Department of Environmental Quality

### Non-Appropriated

		FY 2020 Actual	FY 2021 Expd. Plan	FY 2022 Fund. Issue	FY 2022 Total Request
Cost Center/Program:					
1	Support	10,042.9	9,740.7	0.0	9,740.7
2	Air Quality	5,314.2	4,994.6	0.0	4,994.6
3	Waste Programs	59,492.7	54,306.2	10,000.0	64,306.2
4	Water Quality	11,946.9	14,814.1	1,160.0	15,974.1
		86,796.7	83,855.6	11,160.0	95,015.6
<b>Expenditure Categories</b>					
	FTE	230.0	230.0	0.0	230.0
	Personal Services	12,864.0	14,531.6	470.0	15,001.6
	Employee Related Expenses	4,783.0	5,525.2	190.0	5,715.2
	Professional and Outside Services	33,675.1	33,425.5	200.0	33,625.5
	Travel In-State	238.7	347.8	5.0	352.8
	Travel Out of State	48.1	124.2	0.0	124.2
	Food	0.0	0.0	0.0	0.0
	Aid to Organizations and Individuals	21,108.5	14,317.0	0.0	14,317.0
	Other Operating Expenses	5,527.7	6,264.7	0.0	6,264.7
	Equipment	288.4	290.5	0.0	290.5
	Capital Outlay	0.0	0.0	0.0	0.0
	Debt Service	0.0	0.0	0.0	0.0
	Cost Allocation	7,786.5	8,822.1	295.0	9,117.1
	Transfers	476.7	207.0	10,000.0	10,207.0
<b>Expenditure Categories Total:</b>		86,796.7	83,855.6	11,160.0	95,015.6

Summary of Expenditure and Budget Request  
for All Funds

Agency: Department of Environmental Quality

Agency Total for All Funds:	150,425.6	169,763.5	764.0	170,527.5			
-----------------------------	-----------	-----------	-------	-----------	--	--	--

## Summary of Expenditure and Budget Request for Selected Funds

<b>Agency:</b>	Department of Environmental Quality
<b>Fund:</b>	AA1000 General Fund (Appropriated)

		FY 2020 Actual	FY 2021 Expd. Plan	FY 2022 Fund. Issue	FY 2022 Total Request
Cost Center/Program:					
2	Air Quality	200.0	0.0	0.0	0.0
3	Waste Programs	0.0	15,000.0	(15,000.0)	0.0
		200.0	15,000.0	(15,000.0)	0.0
<b>Expenditure Categories</b>					
	FTE	0.0	0.0	0.0	0.0
	Personal Services	0.0	0.0	0.0	0.0
	Employee Related Expenses	0.0	0.0	0.0	0.0
	Professional and Outside Services	0.0	0.0	0.0	0.0
	Travel In-State	0.0	0.0	0.0	0.0
	Travel Out of State	0.0	0.0	0.0	0.0
	Food	0.0	0.0	0.0	0.0
	Aid to Organizations and Individuals	200.0	0.0	0.0	0.0
	Other Operating Expenses	0.0	0.0	0.0	0.0
	Equipment	0.0	0.0	0.0	0.0
	Capital Outlay	0.0	0.0	0.0	0.0
	Debt Service	0.0	0.0	0.0	0.0
	Cost Allocation	0.0	0.0	0.0	0.0
	Transfers	0.0	15,000.0	(15,000.0)	0.0
<b>Expenditure Categories Total:</b>		200.0	15,000.0	(15,000.0)	0.0
<b>Fund Total:</b>		200.0	15,000.0	(15,000.0)	0.0



## Summary of Expenditure and Budget Request for Selected Funds

<b>Agency:</b>	Department of Environmental Quality
<b>Fund:</b>	EV2000 Federal Grants Fund (Non-Appropriated)

		FY 2020 Actual	FY 2021 Expd. Plan	FY 2022 Fund. Issue	FY 2022 Total Request
Cost Center/Program:					
1	Support	1,148.2	1,116.2	0.0	1,116.2
2	Air Quality	3,792.4	3,784.6	0.0	3,784.6
3	Waste Programs	5,026.0	5,601.4	0.0	5,601.4
4	Water Quality	4,626.7	6,778.4	0.0	6,778.4
		14,593.4	17,280.6	0.0	17,280.6
<b>Expenditure Categories</b>					
	FTE	79.5	82.4	0.0	82.4
	Personal Services	4,838.1	4,902.9	0.0	4,902.9
	Employee Related Expenses	1,800.1	1,922.6	0.0	1,922.6
	Professional and Outside Services	2,914.7	3,780.4	0.0	3,780.4
	Travel In-State	119.6	236.4	0.0	236.4
	Travel Out of State	23.7	71.7	0.0	71.7
	Food	0.0	0.0	0.0	0.0
	Aid to Organizations and Individuals	1,680.0	2,497.0	0.0	2,497.0
	Other Operating Expenses	439.8	736.5	0.0	736.5
	Equipment	136.5	168.5	0.0	168.5
	Capital Outlay	0.0	0.0	0.0	0.0
	Debt Service	0.0	0.0	0.0	0.0
	Cost Allocation	2,522.5	2,954.6	0.0	2,954.6
	Transfers	118.4	10.0	0.0	10.0
<b>Expenditure Categories Total:</b>		14,593.4	17,280.6	0.0	17,280.6
<b>Fund Total:</b>		14,593.4	17,280.6	0.0	17,280.6

## Summary of Expenditure and Budget Request for Selected Funds

<b>Agency:</b>	Department of Environmental Quality
<b>Fund:</b>	EV2082 DEQ Emissions Inspection (Appropriated)

		FY 2020 Actual	FY 2021 Expd. Plan	FY 2022 Fund. Issue	FY 2022 Total Request
Cost Center/Program:					
1	Support	30.6	384.1	0.0	384.1
2	Air Quality	27,097.6	26,281.7	0.0	26,281.7
		27,128.2	26,665.8	0.0	26,665.8
<b>Expenditure Categories</b>					
	FTE	22.7	20.2	0.0	20.2
	Personal Services	968.3	835.7	0.0	835.7
	Employee Related Expenses	392.3	336.4	0.0	336.4
	Professional and Outside Services	22,217.5	21,336.7	0.0	21,336.7
	Travel In-State	27.3	35.0	0.0	35.0
	Travel Out of State	6.0	3.5	0.0	3.5
	Food	0.0	0.0	0.0	0.0
	Aid to Organizations and Individuals	2,221.2	1,908.9	0.0	1,908.9
	Other Operating Expenses	140.0	502.8	0.0	502.8
	Equipment	2.1	1,179.4	0.0	1,179.4
	Capital Outlay	0.0	0.0	0.0	0.0
	Debt Service	0.0	0.0	0.0	0.0
	Cost Allocation	1,150.9	527.4	0.0	527.4
	Transfers	2.6	0.0	0.0	0.0
<b>Expenditure Categories Total:</b>		27,128.2	26,665.8	0.0	26,665.8
<b>Fund Total:</b>		27,128.2	26,665.8	0.0	26,665.8

## Summary of Expenditure and Budget Request for Selected Funds

<b>Agency:</b>	Department of Environmental Quality
<b>Fund:</b>	EV2178 Hazardous Waste Management (Appropriated)

		FY 2020 Actual	FY 2021 Expd. Plan	FY 2022 Fund. Issue	FY 2022 Total Request
Cost Center/Program:					
1	Support	259.7	396.7	0.0	396.7
3	Waste Programs	1,312.0	1,388.3	0.0	1,388.3
		1,571.6	1,785.0	0.0	1,785.0
<b>Expenditure Categories</b>					
	FTE	8.5	11.5	0.0	11.5
	Personal Services	609.6	748.4	0.0	748.4
	Employee Related Expenses	230.0	284.7	0.0	284.7
	Professional and Outside Services	217.2	75.8	0.0	75.8
	Travel In-State	32.0	39.5	0.0	39.5
	Travel Out of State	3.6	5.0	0.0	5.0
	Food	0.0	0.0	0.0	0.0
	Aid to Organizations and Individuals	0.0	0.0	0.0	0.0
	Other Operating Expenses	135.3	161.7	0.0	161.7
	Equipment	4.2	5.0	0.0	5.0
	Capital Outlay	0.0	0.0	0.0	0.0
	Debt Service	0.0	0.0	0.0	0.0
	Cost Allocation	339.8	464.9	0.0	464.9
	Transfers	0.1	0.0	0.0	0.0
<b>Expenditure Categories Total:</b>		1,571.6	1,785.0	0.0	1,785.0
<b>Fund Total:</b>		1,571.6	1,785.0	0.0	1,785.0

## Summary of Expenditure and Budget Request for Selected Funds

<b>Agency:</b>	Department of Environmental Quality
<b>Fund:</b>	EV2221 Water Quality Assurance Revolving Fund (Non-Appropriated)

		FY 2020 Actual	FY 2021 Expd. Plan	FY 2022 Fund. Issue	FY 2022 Total Request
Cost Center/Program:					
1	Support	193.7	351.0	0.0	351.0
3	Waste Programs	12,750.4	16,489.1	0.0	16,489.1
4	Water Quality	1,912.8	1,500.9	0.0	1,500.9
		14,856.9	18,341.0	0.0	18,341.0
<b>Expenditure Categories</b>					
	FTE	51.1	44.6	0.0	44.6
	Personal Services	2,774.4	3,039.2	0.0	3,039.2
	Employee Related Expenses	1,040.3	1,113.6	0.0	1,113.6
	Professional and Outside Services	8,903.4	11,566.4	0.0	11,566.4
	Travel In-State	79.6	53.0	0.0	53.0
	Travel Out of State	0.5	31.5	0.0	31.5
	Food	0.0	0.0	0.0	0.0
	Aid to Organizations and Individuals	1.1	0.0	0.0	0.0
	Other Operating Expenses	324.6	501.4	0.0	501.4
	Equipment	6.7	7.0	0.0	7.0
	Capital Outlay	0.0	0.0	0.0	0.0
	Debt Service	0.0	0.0	0.0	0.0
	Cost Allocation	1,568.9	1,868.9	0.0	1,868.9
	Transfers	157.4	160.0	0.0	160.0
<b>Expenditure Categories Total:</b>		14,856.9	18,341.0	0.0	18,341.0
<b>Fund Total:</b>		14,856.9	18,341.0	0.0	18,341.0

## Summary of Expenditure and Budget Request for Selected Funds

<b>Agency:</b>	Department of Environmental Quality
<b>Fund:</b>	EV2226 Air Quality Fund (Appropriated)

		FY 2020 Actual	FY 2021 Expd. Plan	FY 2022 Fund. Issue	FY 2022 Total Request
Cost Center/Program:					
1	Support	301.5	648.6	0.0	648.6
2	Air Quality	5,134.7	4,713.4	0.0	4,713.4
3	Waste Programs	81.7	110.4	2,000.0	2,110.4
4	Water Quality	0.0	0.0	0.0	0.0
		5,517.9	5,472.4	2,000.0	7,472.4
<b>Expenditure Categories</b>					
	FTE	28.7	31.7	0.0	31.7
	Personal Services	1,841.4	2,296.5	0.0	2,296.5
	Employee Related Expenses	665.6	827.3	0.0	827.3
	Professional and Outside Services	119.7	374.6	0.0	374.6
	Travel In-State	22.4	21.7	0.0	21.7
	Travel Out of State	8.0	30.6	0.0	30.6
	Food	0.0	0.0	0.0	0.0
	Aid to Organizations and Individuals	1,673.0	0.0	0.0	0.0
	Other Operating Expenses	317.6	338.8	0.0	338.8
	Equipment	2.3	177.2	0.0	177.2
	Capital Outlay	0.0	0.0	0.0	0.0
	Debt Service	0.0	0.0	0.0	0.0
	Cost Allocation	867.8	1,405.7	0.0	1,405.7
	Transfers	0.1	0.0	2,000.0	2,000.0
<b>Expenditure Categories Total:</b>		5,517.9	5,472.4	2,000.0	7,472.4
<b>Fund Total:</b>		5,517.9	5,472.4	2,000.0	7,472.4

## Summary of Expenditure and Budget Request for Selected Funds

<b>Agency:</b>	Department of Environmental Quality
<b>Fund:</b>	EV2271 Underground Storage Tank Revolving (Appropriated)

		FY 2020 Actual	FY 2021 Expd. Plan	FY 2022 Fund. Issue	FY 2022 Total Request
Cost Center/Program:					
3	Waste Programs	0.0	160.8	0.0	160.8
		0.0	160.8	0.0	160.8
<b>Expenditure Categories</b>					
	Personal Services	0.0	0.0	0.0	0.0
	Employee Related Expenses	0.0	0.0	0.0	0.0
	Professional and Outside Services	0.0	0.0	0.0	0.0
	Travel In-State	0.0	0.0	0.0	0.0
	Travel Out of State	0.0	0.0	0.0	0.0
	Food	0.0	0.0	0.0	0.0
	Aid to Organizations and Individuals	0.0	160.8	0.0	160.8
	Other Operating Expenses	0.0	0.0	0.0	0.0
	Equipment	0.0	0.0	0.0	0.0
	Capital Outlay	0.0	0.0	0.0	0.0
	Debt Service	0.0	0.0	0.0	0.0
	Cost Allocation	0.0	0.0	0.0	0.0
	Transfers	0.0	0.0	0.0	0.0
<b>Expenditure Categories Total:</b>		0.0	160.8	0.0	160.8
<b>Fund Total:</b>		0.0	160.8	0.0	160.8

## Summary of Expenditure and Budget Request for Selected Funds

<b>Agency:</b>	Department of Environmental Quality
<b>Fund:</b>	EV2271 Underground Storage Tank Revolving (Non-Appropriated)

		FY 2020 Actual	FY 2021 Expd. Plan	FY 2022 Fund. Issue	FY 2022 Total Request
Cost Center/Program:					
1	Support	5,837.4	7,951.8	0.0	7,951.8
2	Air Quality	364.6	10.0	0.0	10.0
3	Waste Programs	41,363.7	32,033.9	10,000.0	42,033.9
4	Water Quality	1,351.8	1,206.0	0.0	1,206.0
		48,917.5	41,201.7	10,000.0	51,201.7
<b>Expenditure Categories</b>					
	FTE	66.8	72.6	0.0	72.6
	Personal Services	3,585.3	4,965.3	0.0	4,965.3
	Employee Related Expenses	1,340.2	1,861.5	0.0	1,861.5
	Professional and Outside Services	19,042.1	14,344.6	0.0	14,344.6
	Travel In-State	39.5	45.5	0.0	45.5
	Travel Out of State	(0.3)	16.0	0.0	16.0
	Food	0.0	0.0	0.0	0.0
	Aid to Organizations and Individuals	19,427.4	11,820.0	0.0	11,820.0
	Other Operating Expenses	2,776.6	4,945.5	0.0	4,945.5
	Equipment	140.5	110.0	0.0	110.0
	Capital Outlay	0.0	0.0	0.0	0.0
	Debt Service	0.0	0.0	0.0	0.0
	Cost Allocation	2,395.3	3,086.3	0.0	3,086.3
	Transfers	170.9	7.0	10,000.0	10,007.0
<b>Expenditure Categories Total:</b>		48,917.5	41,201.7	10,000.0	51,201.7
<b>Fund Total:</b>		48,917.5	41,201.7	10,000.0	51,201.7

## Summary of Expenditure and Budget Request for Selected Funds

**Agency:** Department of Environmental Quality

**Fund:** EV2289 Recycling Fund (Appropriated)

		FY 2020 Actual	FY 2021 Expd. Plan	FY 2022 Fund. Issue	FY 2022 Total Request
Cost Center/Program:					
1	Support	0.0	0.0	0.0	0.0
3	Waste Programs	1,034.8	1,396.8	1,500.0	2,896.8
		1,034.8	1,396.8	1,500.0	2,896.8
<b>Expenditure Categories</b>					
	FTE	11.4	13.7	0.0	13.7
	Personal Services	489.9	655.5	0.0	655.5
	Employee Related Expenses	183.2	245.6	0.0	245.6
	Professional and Outside Services	56.8	0.0	0.0	0.0
	Travel In-State	0.0	3.0	0.0	3.0
	Travel Out of State	0.0	0.0	0.0	0.0
	Food	0.0	0.0	0.0	0.0
	Aid to Organizations and Individuals	0.0	0.0	0.0	0.0
	Other Operating Expenses	71.7	87.2	0.0	87.2
	Equipment	3.1	0.0	0.0	0.0
	Capital Outlay	0.0	0.0	0.0	0.0
	Debt Service	0.0	0.0	0.0	0.0
	Cost Allocation	230.1	405.5	0.0	405.5
	Transfers	0.0	0.0	1,500.0	1,500.0
<b>Expenditure Categories Total:</b>		1,034.8	1,396.8	1,500.0	2,896.8
<b>Fund Total:</b>		1,034.8	1,396.8	1,500.0	2,896.8



## Summary of Expenditure and Budget Request for Selected Funds

<b>Agency:</b>	Department of Environmental Quality
<b>Fund:</b>	EV2308 Monitoring Assistance Fund (Non-Appropriated)

		FY 2020 Actual	FY 2021 Expd. Plan	FY 2022 Fund. Issue	FY 2022 Total Request
Cost Center/Program:					
4	Water Quality	824.1	767.7	0.0	767.7
		824.1	767.7	0.0	767.7
<b>Expenditure Categories</b>					
	FTE	1.2	1.2	0.0	1.2
	Personal Services	55.8	54.5	0.0	54.5
	Employee Related Expenses	21.0	20.2	0.0	20.2
	Professional and Outside Services	709.0	651.0	0.0	651.0
	Travel In-State	0.0	3.0	0.0	3.0
	Travel Out of State	0.0	0.0	0.0	0.0
	Food	0.0	0.0	0.0	0.0
	Aid to Organizations and Individuals	0.0	0.0	0.0	0.0
	Other Operating Expenses	5.3	5.4	0.0	5.4
	Equipment	0.0	0.0	0.0	0.0
	Capital Outlay	0.0	0.0	0.0	0.0
	Debt Service	0.0	0.0	0.0	0.0
	Cost Allocation	33.0	33.6	0.0	33.6
	Transfers	0.0	0.0	0.0	0.0
<b>Expenditure Categories Total:</b>		824.1	767.7	0.0	767.7
<b>Fund Total:</b>		824.1	767.7	0.0	767.7

## Summary of Expenditure and Budget Request for Selected Funds

<b>Agency:</b>	Department of Environmental Quality
<b>Fund:</b>	EV2328 Permit Administration (Appropriated)

		FY 2020 Actual	FY 2021 Expd. Plan	FY 2022 Fund. Issue	FY 2022 Total Request
Cost Center/Program:					
1	Support	203.7	103.2	0.0	103.2
2	Air Quality	4,023.0	7,156.1	0.0	7,156.1
3	Waste Programs	50.1	67.8	0.0	67.8
4	Water Quality	0.0	0.0	0.0	0.0
		4,276.9	7,327.1	0.0	7,327.1
<b>Expenditure Categories</b>					
	FTE	41.8	34.2	0.0	34.2
	Personal Services	1,950.8	2,376.5	0.0	2,376.5
	Employee Related Expenses	691.0	836.5	0.0	836.5
	Professional and Outside Services	154.5	301.7	0.0	301.7
	Travel In-State	108.9	122.9	0.0	122.9
	Travel Out of State	8.6	33.6	0.0	33.6
	Food	0.0	0.0	0.0	0.0
	Aid to Organizations and Individuals	0.0	0.0	0.0	0.0
	Other Operating Expenses	329.1	2,165.2	0.0	2,165.2
	Equipment	83.3	39.8	0.0	39.8
	Capital Outlay	0.0	0.0	0.0	0.0
	Debt Service	0.0	0.0	0.0	0.0
	Cost Allocation	951.7	1,445.9	0.0	1,445.9
	Transfers	(1.1)	5.0	0.0	5.0
<b>Expenditure Categories Total:</b>		4,276.9	7,327.1	0.0	7,327.1
<b>Fund Total:</b>		4,276.9	7,327.1	0.0	7,327.1

## Summary of Expenditure and Budget Request for Selected Funds

<b>Agency:</b>	Department of Environmental Quality
<b>Fund:</b>	EV2365 Voluntary Vehicle Repair & Retrofit Program (Non-Appropriated)

		FY 2020 Actual	FY 2021 Expd. Plan	FY 2022 Fund. Issue	FY 2022 Total Request
Cost Center/Program:					
2	Air Quality	1,078.4	1,200.0	0.0	1,200.0
4	Water Quality	0.0	0.0	1,160.0	1,160.0
		1,078.4	1,200.0	1,160.0	2,360.0
<b>Expenditure Categories</b>					
	FTE	0.0	0.0	0.0	0.0
	Personal Services	0.0	0.0	470.0	470.0
	Employee Related Expenses	0.0	0.0	190.0	190.0
	Professional and Outside Services	974.5	1,200.0	200.0	1,400.0
	Travel In-State	0.0	0.0	5.0	5.0
	Travel Out of State	0.0	0.0	0.0	0.0
	Food	0.0	0.0	0.0	0.0
	Aid to Organizations and Individuals	0.0	0.0	0.0	0.0
	Other Operating Expenses	66.2	0.0	0.0	0.0
	Equipment	0.0	0.0	0.0	0.0
	Capital Outlay	0.0	0.0	0.0	0.0
	Debt Service	0.0	0.0	0.0	0.0
	Cost Allocation	37.7	0.0	295.0	295.0
	Transfers	0.0	0.0	0.0	0.0
<b>Expenditure Categories Total:</b>		1,078.4	1,200.0	1,160.0	2,360.0
<b>Fund Total:</b>		1,078.4	1,200.0	1,160.0	2,360.0

## Summary of Expenditure and Budget Request for Selected Funds

<b>Agency:</b>	Department of Environmental Quality
<b>Fund:</b>	EV2449 Employee Recognition Fund (Non-Appropriated)

		FY 2020 Actual	FY 2021 Expd. Plan	FY 2022 Fund. Issue	FY 2022 Total Request
Cost Center/Program:					
1	Support	6.9	6.2	0.0	6.2
		6.9	6.2	0.0	6.2
<b>Expenditure Categories</b>					
	Personal Services	0.0	0.0	0.0	0.0
	Employee Related Expenses	0.0	0.0	0.0	0.0
	Professional and Outside Services	0.0	0.0	0.0	0.0
	Travel In-State	0.0	0.0	0.0	0.0
	Travel Out of State	0.0	0.0	0.0	0.0
	Food	0.0	0.0	0.0	0.0
	Aid to Organizations and Individuals	0.0	0.0	0.0	0.0
	Other Operating Expenses	6.9	6.2	0.0	6.2
	Equipment	0.0	0.0	0.0	0.0
	Capital Outlay	0.0	0.0	0.0	0.0
	Debt Service	0.0	0.0	0.0	0.0
	Cost Allocation	0.0	0.0	0.0	0.0
	Transfers	0.0	0.0	0.0	0.0
<b>Expenditure Categories Total:</b>		6.9	6.2	0.0	6.2
<b>Fund Total:</b>		6.9	6.2	0.0	6.2

## Summary of Expenditure and Budget Request for Selected Funds

<b>Agency:</b>	Department of Environmental Quality
<b>Fund:</b>	EV2500 IGA and ISA Fund (Non-Appropriated)

		FY 2020 Actual	FY 2021 Expd. Plan	FY 2022 Fund. Issue	FY 2022 Total Request
Cost Center/Program:					
1	Support	2,856.7	315.5	0.0	315.5
2	Air Quality	78.8	0.0	0.0	0.0
4	Water Quality	3,201.7	4,561.1	0.0	4,561.1
		6,137.2	4,876.6	0.0	4,876.6
<b>Expenditure Categories</b>					
	FTE	29.1	29.0	0.0	29.0
	Personal Services	1,475.4	1,504.7	0.0	1,504.7
	Employee Related Expenses	536.0	584.4	0.0	584.4
	Professional and Outside Services	998.6	1,828.8	0.0	1,828.8
	Travel In-State	0.0	9.9	0.0	9.9
	Travel Out of State	24.2	5.0	0.0	5.0
	Food	0.0	0.0	0.0	0.0
	Aid to Organizations and Individuals	0.0	0.0	0.0	0.0
	Other Operating Expenses	1,908.3	69.7	0.0	69.7
	Equipment	4.7	5.0	0.0	5.0
	Capital Outlay	0.0	0.0	0.0	0.0
	Debt Service	0.0	0.0	0.0	0.0
	Cost Allocation	1,160.0	839.1	0.0	839.1
	Transfers	30.0	30.0	0.0	30.0
<b>Expenditure Categories Total:</b>		6,137.2	4,876.6	0.0	4,876.6
<b>Fund Total:</b>		6,137.2	4,876.6	0.0	4,876.6

## Summary of Expenditure and Budget Request for Selected Funds

<b>Agency:</b>	Department of Environmental Quality
<b>Fund:</b>	EV2563 Institutional & Engineering Control Fund (Non-Appropriated)

		FY 2020 Actual	FY 2021 Expd. Plan	FY 2022 Fund. Issue	FY 2022 Total Request
Cost Center/Program:					
3	Waste Programs	14.8	31.6	0.0	31.6
		14.8	31.6	0.0	31.6
<b>Expenditure Categories</b>					
	FTE	1.9	0.2	0.0	0.2
	Personal Services	7.9	15.4	0.0	15.4
	Employee Related Expenses	3.3	6.4	0.0	6.4
	Professional and Outside Services	0.0	0.0	0.0	0.0
	Travel In-State	0.0	0.0	0.0	0.0
	Travel Out of State	0.0	0.0	0.0	0.0
	Food	0.0	0.0	0.0	0.0
	Aid to Organizations and Individuals	0.0	0.0	0.0	0.0
	Other Operating Expenses	0.0	0.0	0.0	0.0
	Equipment	0.0	0.0	0.0	0.0
	Capital Outlay	0.0	0.0	0.0	0.0
	Debt Service	0.0	0.0	0.0	0.0
	Cost Allocation	3.6	9.8	0.0	9.8
	Transfers	0.0	0.0	0.0	0.0
	<b>Expenditure Categories Total:</b>	14.8	31.6	0.0	31.6
	<b>Fund Total:</b>	14.8	31.6	0.0	31.6

## Summary of Expenditure and Budget Request for Selected Funds

<b>Agency:</b>	Department of Environmental Quality
<b>Fund:</b>	EV2564 Voluntary Remediation Fund (Non-Appropriated)

		FY 2020 Actual	FY 2021 Expd. Plan	FY 2022 Fund. Issue	FY 2022 Total Request
Cost Center/Program:					
3	Waste Programs	337.8	150.2	0.0	150.2
		337.8	150.2	0.0	150.2
<b>Expenditure Categories</b>					
	Personal Services	110.4	49.6	0.0	49.6
	Employee Related Expenses	36.4	16.5	0.0	16.5
	Professional and Outside Services	132.8	54.3	0.0	54.3
	Travel In-State	0.0	0.0	0.0	0.0
	Travel Out of State	0.0	0.0	0.0	0.0
	Food	0.0	0.0	0.0	0.0
	Aid to Organizations and Individuals	0.0	0.0	0.0	0.0
	Other Operating Expenses	0.0	0.0	0.0	0.0
	Equipment	0.0	0.0	0.0	0.0
	Capital Outlay	0.0	0.0	0.0	0.0
	Debt Service	0.0	0.0	0.0	0.0
	Cost Allocation	58.2	29.8	0.0	29.8
	Transfers	0.0	0.0	0.0	0.0
<b>Expenditure Categories Total:</b>		337.8	150.2	0.0	150.2
<b>Fund Total:</b>		337.8	150.2	0.0	150.2

## Summary of Expenditure and Budget Request for Selected Funds

<b>Agency:</b>	Department of Environmental Quality
<b>Fund:</b>	EV3006 Specific Site Judgment Fund (Non-Appropriated)

		FY 2020 Actual	FY 2021 Expd. Plan	FY 2022 Fund. Issue	FY 2022 Total Request
Cost Center/Program:					
4	Water Quality	29.8	0.0	0.0	0.0
		29.8	0.0	0.0	0.0
<b>Expenditure Categories</b>					
	FTE	0.4	0.0	0.0	0.0
	Personal Services	16.8	0.0	0.0	0.0
	Employee Related Expenses	5.7	0.0	0.0	0.0
	Professional and Outside Services	0.0	0.0	0.0	0.0
	Travel In-State	0.0	0.0	0.0	0.0
	Travel Out of State	0.0	0.0	0.0	0.0
	Food	0.0	0.0	0.0	0.0
	Aid to Organizations and Individuals	0.0	0.0	0.0	0.0
	Other Operating Expenses	0.0	0.0	0.0	0.0
	Equipment	0.0	0.0	0.0	0.0
	Capital Outlay	0.0	0.0	0.0	0.0
	Debt Service	0.0	0.0	0.0	0.0
	Cost Allocation	7.3	0.0	0.0	0.0
	Transfers	0.0	0.0	0.0	0.0
<b>Expenditure Categories Total:</b>		29.8	0.0	0.0	0.0
<b>Fund Total:</b>		29.8	0.0	0.0	0.0



## Summary of Expenditure and Budget Request for Selected Funds

<b>Agency:</b>	Department of Environmental Quality
<b>Fund:</b>	EV3031 Emergency Response Fund (Appropriated)

		FY 2020 Actual	FY 2021 Expd. Plan	FY 2022 Fund. Issue	FY 2022 Total Request
Cost Center/Program:					
3	Waste Programs	132.7	132.8	500.0	632.8
		132.7	132.8	500.0	632.8
<b>Expenditure Categories</b>					
	FTE	0.0	0.0	0.0	0.0
	Personal Services	0.0	0.0	0.0	0.0
	Employee Related Expenses	0.0	0.0	0.0	0.0
	Professional and Outside Services	0.0	0.0	0.0	0.0
	Travel In-State	0.0	0.0	0.0	0.0
	Travel Out of State	0.0	0.0	0.0	0.0
	Food	0.0	0.0	0.0	0.0
	Aid to Organizations and Individuals	0.0	0.0	0.0	0.0
	Other Operating Expenses	100.1	104.8	0.0	104.8
	Equipment	0.0	28.0	0.0	28.0
	Capital Outlay	0.0	0.0	0.0	0.0
	Debt Service	0.0	0.0	0.0	0.0
	Cost Allocation	32.6	0.0	0.0	0.0
	Transfers	0.0	0.0	500.0	500.0
<b>Expenditure Categories Total:</b>		132.7	132.8	500.0	632.8
<b>Fund Total:</b>		132.7	132.8	500.0	632.8

## Summary of Expenditure and Budget Request for Selected Funds

<b>Agency:</b>	Department of Environmental Quality
<b>Fund:</b>	EV3110 Solid Waste Fee Fund (Appropriated)

		FY 2020 Actual	FY 2021 Expd. Plan	FY 2022 Fund. Issue	FY 2022 Total Request
Cost Center/Program:					
1	Support	198.6	287.1	0.0	287.1
3	Waste Programs	957.2	993.6	604.0	1,597.6
		1,155.8	1,280.7	604.0	1,884.7
<b>Expenditure Categories</b>					
	FTE	10.0	10.2	0.0	10.2
	Personal Services	537.5	564.1	0.0	564.1
	Employee Related Expenses	199.9	219.6	0.0	219.6
	Professional and Outside Services	20.0	0.0	0.0	0.0
	Travel In-State	26.4	33.7	0.0	33.7
	Travel Out of State	2.5	5.6	0.0	5.6
	Food	0.0	0.0	0.0	0.0
	Aid to Organizations and Individuals	0.0	0.0	0.0	0.0
	Other Operating Expenses	91.8	98.4	0.0	98.4
	Equipment	8.7	6.6	0.0	6.6
	Capital Outlay	0.0	0.0	0.0	0.0
	Debt Service	0.0	0.0	0.0	0.0
	Cost Allocation	269.1	352.7	0.0	352.7
	Transfers	0.0	0.0	604.0	604.0
<b>Expenditure Categories Total:</b>		1,155.8	1,280.7	604.0	1,884.7
<b>Fund Total:</b>		1,155.8	1,280.7	604.0	1,884.7

## Summary of Expenditure and Budget Request for Selected Funds

<b>Agency:</b>	Department of Environmental Quality
<b>Fund:</b>	EV4100 Water Quality Fee Fund (Appropriated)

		FY 2020 Actual	FY 2021 Expd. Plan	FY 2022 Fund. Issue	FY 2022 Total Request
Cost Center/Program:					
1	Support	1,450.2	1,613.1	0.0	1,613.1
3	Waste Programs	29.2	38.4	0.0	38.4
4	Water Quality	5,968.6	9,154.8	0.0	9,154.8
		7,448.0	10,806.3	0.0	10,806.3
<b>Expenditure Categories</b>					
	FTE	56.5	59.3	0.0	59.3
	Personal Services	3,172.0	3,711.4	0.0	3,711.4
	Employee Related Expenses	1,216.0	1,430.3	0.0	1,430.3
	Professional and Outside Services	979.9	552.5	0.0	552.5
	Travel In-State	36.2	45.2	0.0	45.2
	Travel Out of State	9.9	20.6	0.0	20.6
	Food	0.0	0.0	0.0	0.0
	Aid to Organizations and Individuals	0.0	2.3	0.0	2.3
	Other Operating Expenses	513.4	2,719.6	0.0	2,719.6
	Equipment	21.1	5.6	0.0	5.6
	Capital Outlay	0.0	0.0	0.0	0.0
	Debt Service	0.0	0.0	0.0	0.0
	Cost Allocation	1,499.4	2,313.8	0.0	2,313.8
	Transfers	0.1	5.0	0.0	5.0
<b>Expenditure Categories Total:</b>		7,448.0	10,806.3	0.0	10,806.3
<b>Fund Total:</b>		7,448.0	10,806.3	0.0	10,806.3

## Summary of Expenditure and Budget Request for Selected Funds

<b>Agency:</b>	Department of Environmental Quality
<b>Fund:</b>	EV4150 Safe Drinking Water Program Fund (Appropriated)

		FY 2020 Actual	FY 2021 Expd. Plan	FY 2022 Fund. Issue	FY 2022 Total Request
Cost Center/Program:					
1	Support	202.7	258.8	0.0	258.8
4	Water Quality	1,504.9	1,595.9	0.0	1,595.9
		1,707.6	1,854.7	0.0	1,854.7
<b>Expenditure Categories</b>					
	FTE	17.1	18.2	0.0	18.2
	Personal Services	773.2	776.1	0.0	776.1
	Employee Related Expenses	292.1	295.0	0.0	295.0
	Professional and Outside Services	72.3	110.5	0.0	110.5
	Travel In-State	25.6	23.8	0.0	23.8
	Travel Out of State	4.5	10.0	0.0	10.0
	Food	0.0	0.0	0.0	0.0
	Aid to Organizations and Individuals	0.0	0.0	0.0	0.0
	Other Operating Expenses	132.8	141.4	0.0	141.4
	Equipment	10.4	13.0	0.0	13.0
	Capital Outlay	0.0	0.0	0.0	0.0
	Debt Service	0.0	0.0	0.0	0.0
	Cost Allocation	383.9	481.9	0.0	481.9
	Transfers	12.8	3.0	0.0	3.0
<b>Expenditure Categories Total:</b>		1,707.6	1,854.7	0.0	1,854.7
<b>Fund Total:</b>		1,707.6	1,854.7	0.0	1,854.7

## Summary of Expenditure and Budget Request for Selected Funds

<b>Agency:</b>	Department of Environmental Quality
<b>Fund:</b>	EV9000 Indirect Cost Recovery Fund (Appropriated)

		FY 2020 Actual	FY 2021 Expd. Plan	FY 2022 Fund. Issue	FY 2022 Total Request
Cost Center/Program:					
1	Support	13,455.4	14,025.5	0.0	14,025.5
		13,455.4	14,025.5	0.0	14,025.5
<b>Expenditure Categories</b>					
	FTE	125.5	123.0	0.0	123.0
	Personal Services	7,464.8	7,156.9	0.0	7,156.9
	Employee Related Expenses	2,675.1	2,560.0	0.0	2,560.0
	Professional and Outside Services	326.9	622.0	0.0	622.0
	Travel In-State	22.0	83.4	0.0	83.4
	Travel Out of State	15.8	47.6	0.0	47.6
	Food	0.0	0.0	0.0	0.0
	Aid to Organizations and Individuals	0.0	0.0	0.0	0.0
	Other Operating Expenses	2,710.8	3,177.8	0.0	3,177.8
	Equipment	6.0	24.1	0.0	24.1
	Capital Outlay	0.0	0.0	0.0	0.0
	Debt Service	0.0	0.0	0.0	0.0
	Cost Allocation	0.0	0.0	0.0	0.0
	Transfers	234.0	353.7	0.0	353.7
<b>Expenditure Categories Total:</b>		13,455.4	14,025.5	0.0	14,025.5
<b>Fund Total:</b>		13,455.4	14,025.5	0.0	14,025.5

Summary of Expenditure and Budget Request  
for Selected Funds

Agency:	Department of Environmental Quality
Fund:	EV9000 Indirect Cost Recovery Fund (Appropriated)

	FY 2020 Actual	FY 2021 Expd. Plan	FY 2022 Fund. Issue	FY 2022 Total Request			
Agency Total for Selected Funds	150,425.6	169,763.5	764.0	170,527.5			

## Program Summary of Expenditures and Budget Request

<b>Agency:</b>	Department of Environmental Quality
<b>Program:</b>	Support

		FY 2020 Actual	FY 2021 Expd. Plan	FY 2022 Fund. Issue	FY 2022 Total Request
<b>Program Summary</b>					
1-1	Support	26,145.2	27,457.8	0.0	27,457.8
<b>Program Summary Total:</b>		26,145.2	27,457.8	0.0	27,457.8
<b>Expenditure Categories</b>					
0000	FTE Positions	182.1	172.0	0.0	172.0
6000	Personal Services	10,145.0	10,599.6	0.0	10,599.6
6100	Employee Related Expenses	3,682.5	3,843.2	0.0	3,843.2
6200	Professional and Outside Services	2,352.8	1,396.3	0.0	1,396.3
6500	Travel In-State	76.5	99.0	0.0	99.0
6600	Travel Out of State	38.6	55.5	0.0	55.5
6700	Food	0.0	0.0	0.0	0.0
6800	Aid to Organizations and Individuals	0.0	1.2	0.0	1.2
7000	Other Operating Expenses	7,201.7	8,904.7	0.0	8,904.7
8000	Equipment	125.9	133.9	0.0	133.9
8100	Capital Outlay	0.0	0.0	0.0	0.0
8600	Debt Service	0.0	0.0	0.0	0.0
9000	Cost Allocation	2,138.0	2,025.7	0.0	2,025.7
9100	Transfers	384.2	398.7	0.0	398.7
<b>Expenditure Categories Total:</b>		26,145.2	27,457.8	0.0	27,457.8
<b>Fund Source</b>					
<b>Appropriated Funds</b>					
EV2082-A	DEQ Emissions Inspection (Appropriated)	30.6	384.1	0.0	384.1
EV2178-A	Hazardous Waste Management (Appropriated)	259.7	396.7	0.0	396.7
EV2226-A	Air Quality Fund (Appropriated)	301.5	648.6	0.0	648.6
EV2289-A	Recycling Fund (Appropriated)	0.0	0.0	0.0	0.0
EV2328-A	Permit Administration (Appropriated)	203.7	103.2	0.0	103.2
EV3110-A	Solid Waste Fee Fund (Appropriated)	198.6	287.1	0.0	287.1
EV4100-A	Water Quality Fee Fund (Appropriated)	1,450.2	1,613.1	0.0	1,613.1
EV4150-A	Safe Drinking Water Program Fund (Appropriated)	202.7	258.8	0.0	258.8
EV9000-A	Indirect Cost Recovery Fund (Appropriated)	13,455.4	14,025.5	0.0	14,025.5
		16,102.3	17,717.1	0.0	17,717.1
<b>Non-Appropriated Funds</b>					
EV2000-N	Federal Grants Fund (Non-Appropriated)	1,148.2	1,116.2	0.0	1,116.2
EV2221-N	Water Quality Assurance Revolving Fund (Non-Appropriated)	193.7	351.0	0.0	351.0
EV2271-N	Underground Storage Tank Revolving (Non-Appropriated)	5,837.4	7,951.8	0.0	7,951.8

Program Summary of Expenditures and Budget Request

Agency:	Department of Environmental Quality
Program:	Support

	FY 2020 Actual	FY 2021 Expd. Plan	FY 2022 Fund. Issue	FY 2022 Total Request
EV2449-N Employee Recognition Fund (Non-Appropriated)	6.9	6.2	0.0	6.2
EV2500-N IGA and ISA Fund (Non-Appropriated)	2,856.7	315.5	0.0	315.5
	10,042.9	9,740.7	0.0	9,740.7
Fund Source Total:	26,145.2	27,457.8	0.0	27,457.8



## Program Group Summary of Expenditures and Budget Request for Selected Funds

<b>Agency:</b>	Department of Environmental Quality
<b>Program:</b>	Support

	FY 2020 Actual	FY 2021 Expd. Plan	FY 2022 Fund. Issue	FY 2022 Total Request
--	-------------------	-----------------------	------------------------	--------------------------

<b>Fund:</b>	EV2000-N Federal Grants Fund (Non-Appropriated)
--------------	---

### Program Expenditures

#### COST CENTER/PROGRAM BUDGET UNIT

1-1	Support	1,148.2	1,116.2	0.0	1,116.2
	Total	1,148.2	1,116.2	0.0	1,116.2

### Non-Appropriated Funding

#### Expenditure Categories

FTE Positions	4.5	4.1	0.0	4.1
Personal Services	249.2	244.7	0.0	244.7
Employee Related Expenses	102.2	95.4	0.0	95.4
Professional and Outside Services	564.3	160.0	0.0	160.0
Travel In-State	0.6	3.0	0.0	3.0
Travel Out of State	0.0	0.0	0.0	0.0
Food	0.0	0.0	0.0	0.0
Aid to Organizations and Individuals	0.0	0.0	0.0	0.0
Other Operating Expenses	81.7	460.1	0.0	460.1
Equipment	1.4	0.0	0.0	0.0
Capital Outlay	0.0	0.0	0.0	0.0
Debt Service	0.0	0.0	0.0	0.0
Cost Allocation	148.8	153.0	0.0	153.0
Transfers	0.0	0.0	0.0	0.0

<b>Expenditure Categories Total:</b>	1,148.2	1,116.2	0.0	1,116.2
--------------------------------------	---------	---------	-----	---------

<b>Fund EV2000-N Total:</b>	1,148.2	1,116.2	0.0	1,116.2
-----------------------------	---------	---------	-----	---------

## Program Group Summary of Expenditures and Budget Request for Selected Funds

<b>Agency:</b>	Department of Environmental Quality
<b>Program:</b>	Support

	FY 2020 Actual	FY 2021 Expd. Plan	FY 2022 Fund. Issue	FY 2022 Total Request
--	-------------------	-----------------------	------------------------	--------------------------

<b>Fund:</b>	EV2082-A DEQ Emissions Inspection (Appropriated)
--------------	--

### Program Expenditures

#### COST CENTER/PROGRAM BUDGET UNIT

1-1	Support	30.6	384.1	0.0	384.1
	Total	30.6	384.1	0.0	384.1

### Appropriated Funding

#### Expenditure Categories

FTE Positions	0.6	0.2	0.0	0.2
Personal Services	7.4	15.9	0.0	15.9
Employee Related Expenses	3.1	6.1	0.0	6.1
Professional and Outside Services	0.0	0.0	0.0	0.0
Travel In-State	7.6	0.0	0.0	0.0
Travel Out of State	0.0	0.0	0.0	0.0
Food	0.0	0.0	0.0	0.0
Aid to Organizations and Individuals	0.0	1.2	0.0	1.2
Other Operating Expenses	3.4	351.0	0.0	351.0
Equipment	2.1	0.0	0.0	0.0
Capital Outlay	0.0	0.0	0.0	0.0
Debt Service	0.0	0.0	0.0	0.0
Cost Allocation	7.0	9.9	0.0	9.9
Transfers	0.0	0.0	0.0	0.0

<b>Expenditure Categories Total:</b>	30.6	384.1	0.0	384.1
--------------------------------------	------	-------	-----	-------

<b>Fund EV2082-A Total:</b>	30.6	384.1	0.0	384.1
-----------------------------	------	-------	-----	-------

## Program Group Summary of Expenditures and Budget Request for Selected Funds

**Agency:** Department of Environmental Quality

**Program:** Support

	FY 2020 Actual	FY 2021 Expd. Plan	FY 2022 Fund. Issue	FY 2022 Total Request
--	-------------------	-----------------------	------------------------	--------------------------

**Fund:** EV2178-A Hazardous Waste Management (Appropriated)

### Program Expenditures

COST CENTER/PROGRAM BUDGET UNIT

1-1	Support	259.7	396.7	0.0	396.7
	Total	259.7	396.7	0.0	396.7

### Appropriated Funding

#### Expenditure Categories

FTE Positions	2.9	3.0	0.0	3.0
Personal Services	109.7	178.5	0.0	178.5
Employee Related Expenses	43.7	71.4	0.0	71.4
Professional and Outside Services	0.0	0.0	0.0	0.0
Travel In-State	11.7	3.0	0.0	3.0
Travel Out of State	0.1	0.0	0.0	0.0
Food	0.0	0.0	0.0	0.0
Aid to Organizations and Individuals	0.0	0.0	0.0	0.0
Other Operating Expenses	38.2	31.3	0.0	31.3
Equipment	0.0	0.0	0.0	0.0
Capital Outlay	0.0	0.0	0.0	0.0
Debt Service	0.0	0.0	0.0	0.0
Cost Allocation	56.2	112.5	0.0	112.5
Transfers	0.1	0.0	0.0	0.0

<b>Expenditure Categories Total:</b>	259.7	396.7	0.0	396.7
--------------------------------------	-------	-------	-----	-------

<b>Fund EV2178-A Total:</b>	259.7	396.7	0.0	396.7
-----------------------------	-------	-------	-----	-------

## Program Group Summary of Expenditures and Budget Request for Selected Funds

<b>Agency:</b>	Department of Environmental Quality
<b>Program:</b>	Support

	FY 2020 Actual	FY 2021 Expd. Plan	FY 2022 Fund. Issue	FY 2022 Total Request
--	-------------------	-----------------------	------------------------	--------------------------

<b>Fund:</b>	EV2221-N Water Quality Assurance Revolving Fund (Non-Appropriated)
--------------	--

### Program Expenditures

#### COST CENTER/PROGRAM BUDGET UNIT

1-1	Support	193.7	351.0	0.0	351.0
	Total	193.7	351.0	0.0	351.0

### Non-Appropriated Funding

#### Expenditure Categories

FTE Positions	1.9	1.9	0.0	1.9
Personal Services	91.6	110.5	0.0	110.5
Employee Related Expenses	38.6	44.2	0.0	44.2
Professional and Outside Services	0.0	0.0	0.0	0.0
Travel In-State	0.0	0.0	0.0	0.0
Travel Out of State	0.0	0.5	0.0	0.5
Food	0.0	0.0	0.0	0.0
Aid to Organizations and Individuals	0.0	0.0	0.0	0.0
Other Operating Expenses	19.8	126.1	0.0	126.1
Equipment	0.0	0.0	0.0	0.0
Capital Outlay	0.0	0.0	0.0	0.0
Debt Service	0.0	0.0	0.0	0.0
Cost Allocation	43.7	69.7	0.0	69.7
Transfers	0.0	0.0	0.0	0.0

<b>Expenditure Categories Total:</b>	193.7	351.0	0.0	351.0
--------------------------------------	-------	-------	-----	-------

<b>Fund EV2221-N Total:</b>	193.7	351.0	0.0	351.0
-----------------------------	-------	-------	-----	-------

## Program Group Summary of Expenditures and Budget Request for Selected Funds

<b>Agency:</b>	Department of Environmental Quality
<b>Program:</b>	Support

	FY 2020 Actual	FY 2021 Expd. Plan	FY 2022 Fund. Issue	FY 2022 Total Request
--	-------------------	-----------------------	------------------------	--------------------------

<b>Fund:</b>	EV2226-A Air Quality Fund (Appropriated)
--------------	--

### Program Expenditures

#### COST CENTER/PROGRAM BUDGET UNIT

1-1	Support	301.5	648.6	0.0	648.6
	Total	301.5	648.6	0.0	648.6

### Appropriated Funding

#### Expenditure Categories

FTE Positions	4.2	3.9	0.0	3.9
Personal Services	141.7	296.6	0.0	296.6
Employee Related Expenses	54.7	107.1	0.0	107.1
Professional and Outside Services	0.0	29.0	0.0	29.0
Travel In-State	8.7	4.0	0.0	4.0
Travel Out of State	0.0	0.6	0.0	0.6
Food	0.0	0.0	0.0	0.0
Aid to Organizations and Individuals	0.0	0.0	0.0	0.0
Other Operating Expenses	27.5	29.7	0.0	29.7
Equipment	0.0	0.0	0.0	0.0
Capital Outlay	0.0	0.0	0.0	0.0
Debt Service	0.0	0.0	0.0	0.0
Cost Allocation	68.8	181.6	0.0	181.6
Transfers	0.1	0.0	0.0	0.0

<b>Expenditure Categories Total:</b>	301.5	648.6	0.0	648.6
--------------------------------------	-------	-------	-----	-------

<b>Fund EV2226-A Total:</b>	301.5	648.6	0.0	648.6
-----------------------------	-------	-------	-----	-------

## Program Group Summary of Expenditures and Budget Request for Selected Funds

<b>Agency:</b>	Department of Environmental Quality
<b>Program:</b>	Support

	FY 2020 Actual	FY 2021 Expd. Plan	FY 2022 Fund. Issue	FY 2022 Total Request
--	-------------------	-----------------------	------------------------	--------------------------

<b>Fund:</b>	EV2271-N Underground Storage Tank Revolving (Non-Appropriated)
--------------	--

### Program Expenditures

#### COST CENTER/PROGRAM BUDGET UNIT

1-1	Support	5,837.4	7,951.8	0.0	7,951.8
	Total	5,837.4	7,951.8	0.0	7,951.8

### Non-Appropriated Funding

#### Expenditure Categories

FTE Positions	19.2	19.2	0.0	19.2
Personal Services	984.0	1,372.7	0.0	1,372.7
Employee Related Expenses	360.4	505.8	0.0	505.8
Professional and Outside Services	1,206.9	555.3	0.0	555.3
Travel In-State	0.0	0.5	0.0	0.5
Travel Out of State	(1.1)	0.0	0.0	0.0
Food	0.0	0.0	0.0	0.0
Aid to Organizations and Individuals	0.0	0.0	0.0	0.0
Other Operating Expenses	2,204.8	4,567.1	0.0	4,567.1
Equipment	114.1	100.0	0.0	100.0
Capital Outlay	0.0	0.0	0.0	0.0
Debt Service	0.0	0.0	0.0	0.0
Cost Allocation	848.4	845.4	0.0	845.4
Transfers	119.9	5.0	0.0	5.0

<b>Expenditure Categories Total:</b>	5,837.4	7,951.8	0.0	7,951.8
--------------------------------------	---------	---------	-----	---------

<b>Fund EV2271-N Total:</b>	5,837.4	7,951.8	0.0	7,951.8
-----------------------------	---------	---------	-----	---------

## Program Group Summary of Expenditures and Budget Request for Selected Funds

**Agency:** Department of Environmental Quality

**Program:** Support

	FY 2020 Actual	FY 2021 Expd. Plan	FY 2022 Fund. Issue	FY 2022 Total Request
--	-------------------	-----------------------	------------------------	--------------------------

**Fund:** EV2289-A Recycling Fund (Appropriated)

### Program Expenditures

COST CENTER/PROGRAM BUDGET UNIT

1-1	Support	0.0	0.0	0.0	0.0
	Total	0.0	0.0	0.0	0.0

### Appropriated Funding

#### Expenditure Categories

FTE Positions	0.4	0.0	0.0	0.0
Personal Services	0.0	0.0	0.0	0.0
Employee Related Expenses	0.0	0.0	0.0	0.0
Professional and Outside Services	0.0	0.0	0.0	0.0
Travel In-State	0.0	0.0	0.0	0.0
Travel Out of State	0.0	0.0	0.0	0.0
Food	0.0	0.0	0.0	0.0
Aid to Organizations and Individuals	0.0	0.0	0.0	0.0
Other Operating Expenses	0.0	0.0	0.0	0.0
Equipment	0.0	0.0	0.0	0.0
Capital Outlay	0.0	0.0	0.0	0.0
Debt Service	0.0	0.0	0.0	0.0
Cost Allocation	0.0	0.0	0.0	0.0
Transfers	0.0	0.0	0.0	0.0

<b>Expenditure Categories Total:</b>	0.0	0.0	0.0	0.0
--------------------------------------	-----	-----	-----	-----

<b>Fund EV2289-A Total:</b>	0.0	0.0	0.0	0.0
-----------------------------	-----	-----	-----	-----

## Program Group Summary of Expenditures and Budget Request for Selected Funds

<b>Agency:</b>	Department of Environmental Quality
<b>Program:</b>	Support

FY 2020 Actual	FY 2021 Expd. Plan	FY 2022 Fund. Issue	FY 2022 Total Request
-------------------	-----------------------	------------------------	--------------------------

<b>Fund:</b> EV2328-A Permit Administration (Appropriated)
--

### Program Expenditures

COST CENTER/PROGRAM BUDGET UNIT

1-1	Support	203.7	103.2	0.0	103.2
	Total	203.7	103.2	0.0	103.2

### Appropriated Funding

#### Expenditure Categories

FTE Positions	3.9	0.7	0.0	0.7
Personal Services	39.8	39.1	0.0	39.1
Employee Related Expenses	17.0	15.7	0.0	15.7
Professional and Outside Services	45.2	0.0	0.0	0.0
Travel In-State	9.3	0.2	0.0	0.2
Travel Out of State	0.3	0.6	0.0	0.6
Food	0.0	0.0	0.0	0.0
Aid to Organizations and Individuals	0.0	0.0	0.0	0.0
Other Operating Expenses	55.2	16.3	0.0	16.3
Equipment	0.0	1.6	0.0	1.6
Capital Outlay	0.0	0.0	0.0	0.0
Debt Service	0.0	0.0	0.0	0.0
Cost Allocation	36.9	24.7	0.0	24.7
Transfers	0.0	5.0	0.0	5.0

<b>Expenditure Categories Total:</b>	203.7	103.2	0.0	103.2
--------------------------------------	-------	-------	-----	-------

<b>Fund EV2328-A Total:</b>	203.7	103.2	0.0	103.2
-----------------------------	-------	-------	-----	-------



## Program Group Summary of Expenditures and Budget Request for Selected Funds

<b>Agency:</b>	Department of Environmental Quality
<b>Program:</b>	Support

	FY 2020 Actual	FY 2021 Expd. Plan	FY 2022 Fund. Issue	FY 2022 Total Request
--	-------------------	-----------------------	------------------------	--------------------------

<b>Fund:</b>	EV2449-N Employee Recognition Fund (Non-Appropriated)
--------------	---

### Program Expenditures

#### COST CENTER/PROGRAM BUDGET UNIT

1-1	Support	6.9	6.2	0.0	6.2
	Total	6.9	6.2	0.0	6.2

### Non-Appropriated Funding

#### Expenditure Categories

Personal Services	0.0	0.0	0.0	0.0
Employee Related Expenses	0.0	0.0	0.0	0.0
Professional and Outside Services	0.0	0.0	0.0	0.0
Travel In-State	0.0	0.0	0.0	0.0
Travel Out of State	0.0	0.0	0.0	0.0
Food	0.0	0.0	0.0	0.0
Aid to Organizations and Individuals	0.0	0.0	0.0	0.0
Other Operating Expenses	6.9	6.2	0.0	6.2
Equipment	0.0	0.0	0.0	0.0
Capital Outlay	0.0	0.0	0.0	0.0
Debt Service	0.0	0.0	0.0	0.0
Cost Allocation	0.0	0.0	0.0	0.0
Transfers	0.0	0.0	0.0	0.0

<b>Expenditure Categories Total:</b>	6.9	6.2	0.0	6.2
--------------------------------------	-----	-----	-----	-----

<b>Fund EV2449-N Total:</b>	6.9	6.2	0.0	6.2
-----------------------------	-----	-----	-----	-----

## Program Group Summary of Expenditures and Budget Request for Selected Funds

<b>Agency:</b>	Department of Environmental Quality
<b>Program:</b>	Support

	FY 2020 Actual	FY 2021 Expd. Plan	FY 2022 Fund. Issue	FY 2022 Total Request
--	-------------------	-----------------------	------------------------	--------------------------

<b>Fund:</b>	EV2500-N IGA and ISA Fund (Non-Appropriated)
--------------	--

### Program Expenditures

#### COST CENTER/PROGRAM BUDGET UNIT

1-1	Support	2,856.7	315.5	0.0	315.5
	Total	2,856.7	315.5	0.0	315.5

### Non-Appropriated Funding

#### Expenditure Categories

FTE Positions	2.0	2.0	0.0	2.0
Personal Services	151.2	163.3	0.0	163.3
Employee Related Expenses	56.5	61.2	0.0	61.2
Professional and Outside Services	208.5	30.0	0.0	30.0
Travel In-State	0.1	1.0	0.0	1.0
Travel Out of State	22.8	5.0	0.0	5.0
Food	0.0	0.0	0.0	0.0
Aid to Organizations and Individuals	0.0	0.0	0.0	0.0
Other Operating Expenses	1,888.1	20.0	0.0	20.0
Equipment	0.0	5.0	0.0	5.0
Capital Outlay	0.0	0.0	0.0	0.0
Debt Service	0.0	0.0	0.0	0.0
Cost Allocation	499.5	0.0	0.0	0.0
Transfers	30.0	30.0	0.0	30.0

<b>Expenditure Categories Total:</b>	2,856.7	315.5	0.0	315.5
--------------------------------------	---------	-------	-----	-------

<b>Fund EV2500-N Total:</b>	2,856.7	315.5	0.0	315.5
-----------------------------	---------	-------	-----	-------

## Program Group Summary of Expenditures and Budget Request for Selected Funds

<b>Agency:</b>	Department of Environmental Quality
<b>Program:</b>	Support

	FY 2020 Actual	FY 2021 Expd. Plan	FY 2022 Fund. Issue	FY 2022 Total Request
--	-------------------	-----------------------	------------------------	--------------------------

<b>Fund:</b>	EV3110-A Solid Waste Fee Fund (Appropriated)
--------------	--

### Program Expenditures

#### COST CENTER/PROGRAM BUDGET UNIT

1-1	Support	198.6	287.1	0.0	287.1
	Total	198.6	287.1	0.0	287.1

### Appropriated Funding

#### Expenditure Categories

FTE Positions	1.7	1.9	0.0	1.9
Personal Services	102.5	129.7	0.0	129.7
Employee Related Expenses	37.7	57.2	0.0	57.2
Professional and Outside Services	0.1	0.0	0.0	0.0
Travel In-State	0.3	0.7	0.0	0.7
Travel Out of State	0.3	0.6	0.0	0.6
Food	0.0	0.0	0.0	0.0
Aid to Organizations and Individuals	0.0	0.0	0.0	0.0
Other Operating Expenses	11.7	13.2	0.0	13.2
Equipment	0.0	1.6	0.0	1.6
Capital Outlay	0.0	0.0	0.0	0.0
Debt Service	0.0	0.0	0.0	0.0
Cost Allocation	46.0	84.1	0.0	84.1
Transfers	0.0	0.0	0.0	0.0

<b>Expenditure Categories Total:</b>	198.6	287.1	0.0	287.1
--------------------------------------	-------	-------	-----	-------

<b>Fund EV3110-A Total:</b>	198.6	287.1	0.0	287.1
-----------------------------	-------	-------	-----	-------

## Program Group Summary of Expenditures and Budget Request for Selected Funds

<b>Agency:</b>	Department of Environmental Quality
<b>Program:</b>	Support

	FY 2020 Actual	FY 2021 Expd. Plan	FY 2022 Fund. Issue	FY 2022 Total Request
--	-------------------	-----------------------	------------------------	--------------------------

<b>Fund:</b>	EV4100-A Water Quality Fee Fund (Appropriated)
--------------	--

### Program Expenditures

#### COST CENTER/PROGRAM BUDGET UNIT

1-1	Support	1,450.2	1,613.1	0.0	1,613.1
	Total	1,450.2	1,613.1	0.0	1,613.1

### Appropriated Funding

#### Expenditure Categories

FTE Positions	13.7	10.5	0.0	10.5
Personal Services	694.1	769.5	0.0	769.5
Employee Related Expenses	254.6	274.3	0.0	274.3
Professional and Outside Services	0.9	0.0	0.0	0.0
Travel In-State	16.2	0.2	0.0	0.2
Travel Out of State	0.4	0.6	0.0	0.6
Food	0.0	0.0	0.0	0.0
Aid to Organizations and Individuals	0.0	0.0	0.0	0.0
Other Operating Expenses	147.1	92.2	0.0	92.2
Equipment	2.2	1.6	0.0	1.6
Capital Outlay	0.0	0.0	0.0	0.0
Debt Service	0.0	0.0	0.0	0.0
Cost Allocation	334.6	469.7	0.0	469.7
Transfers	0.1	5.0	0.0	5.0

<b>Expenditure Categories Total:</b>	1,450.2	1,613.1	0.0	1,613.1
--------------------------------------	---------	---------	-----	---------

<b>Fund EV4100-A Total:</b>	1,450.2	1,613.1	0.0	1,613.1
-----------------------------	---------	---------	-----	---------

## Program Group Summary of Expenditures and Budget Request for Selected Funds

<b>Agency:</b>	Department of Environmental Quality
<b>Program:</b>	Support

	FY 2020 Actual	FY 2021 Expd. Plan	FY 2022 Fund. Issue	FY 2022 Total Request
--	-------------------	-----------------------	------------------------	--------------------------

<b>Fund:</b>	EV4150-A Safe Drinking Water Program Fund (Appropriated)
--------------	--

### Program Expenditures

#### COST CENTER/PROGRAM BUDGET UNIT

1-1	Support	202.7	258.8	0.0	258.8
	Total	202.7	258.8	0.0	258.8

### Appropriated Funding

#### Expenditure Categories

FTE Positions	1.5	1.6	0.0	1.6
Personal Services	109.0	122.2	0.0	122.2
Employee Related Expenses	39.0	44.8	0.0	44.8
Professional and Outside Services	0.0	0.0	0.0	0.0
Travel In-State	0.0	3.0	0.0	3.0
Travel Out of State	0.0	0.0	0.0	0.0
Food	0.0	0.0	0.0	0.0
Aid to Organizations and Individuals	0.0	0.0	0.0	0.0
Other Operating Expenses	6.6	13.7	0.0	13.7
Equipment	0.0	0.0	0.0	0.0
Capital Outlay	0.0	0.0	0.0	0.0
Debt Service	0.0	0.0	0.0	0.0
Cost Allocation	48.1	75.1	0.0	75.1
Transfers	0.0	0.0	0.0	0.0

<b>Expenditure Categories Total:</b>	202.7	258.8	0.0	258.8
--------------------------------------	-------	-------	-----	-------

<b>Fund EV4150-A Total:</b>	202.7	258.8	0.0	258.8
-----------------------------	-------	-------	-----	-------

## Program Group Summary of Expenditures and Budget Request for Selected Funds

<b>Agency:</b>	Department of Environmental Quality
<b>Program:</b>	Support

	FY 2020 Actual	FY 2021 Expd. Plan	FY 2022 Fund. Issue	FY 2022 Total Request
--	-------------------	-----------------------	------------------------	--------------------------

<b>Fund:</b>	EV9000-A Indirect Cost Recovery Fund (Appropriated)
--------------	---

### Program Expenditures

#### COST CENTER/PROGRAM BUDGET UNIT

1-1	Support	13,455.4	14,025.5	0.0	14,025.5
	Total	13,455.4	14,025.5	0.0	14,025.5

### Appropriated Funding

#### Expenditure Categories

FTE Positions	125.5	123.0	0.0	123.0
Personal Services	7,464.8	7,156.9	0.0	7,156.9
Employee Related Expenses	2,675.1	2,560.0	0.0	2,560.0
Professional and Outside Services	326.9	622.0	0.0	622.0
Travel In-State	22.0	83.4	0.0	83.4
Travel Out of State	15.8	47.6	0.0	47.6
Food	0.0	0.0	0.0	0.0
Aid to Organizations and Individuals	0.0	0.0	0.0	0.0
Other Operating Expenses	2,710.8	3,177.8	0.0	3,177.8
Equipment	6.0	24.1	0.0	24.1
Capital Outlay	0.0	0.0	0.0	0.0
Debt Service	0.0	0.0	0.0	0.0
Cost Allocation	0.0	0.0	0.0	0.0
Transfers	234.0	353.7	0.0	353.7

<b>Expenditure Categories Total:</b>	13,455.4	14,025.5	0.0	14,025.5
--------------------------------------	----------	----------	-----	----------

<b>Fund EV9000-A Total:</b>	13,455.4	14,025.5	0.0	14,025.5
-----------------------------	----------	----------	-----	----------

## Program Budget Unit Summary of Expenditures and Budget Request for All Funds

<b>Agency:</b>	Department of Environmental Quality
<b>Program:</b>	Support

Expenditure Categories		FY 2020 Actual	FY 2021 Expd. Plan	FY 2022 Fund. Issue	FY 2022 Total Request
0000	FTE	182.1	172.0	0.0	172.0
6000	Personal Services	10,145.0	10,599.6	0.0	10,599.6
6100	Employee Related Expenses	3,682.5	3,843.2	0.0	3,843.2
6200	Professional and Outside Services	2,352.8	1,396.3	0.0	1,396.3
6500	Travel In-State	76.5	99.0	0.0	99.0
6600	Travel Out of State	38.6	55.5	0.0	55.5
6700	Food	0.0	0.0	0.0	0.0
6800	Aid to Organizations and Individuals	0.0	1.2	0.0	1.2
7000	Other Operating Expenses	7,201.7	8,904.7	0.0	8,904.7
8000	Equipment	125.9	133.9	0.0	133.9
8100	Capital Outlay	0.0	0.0	0.0	0.0
8600	Debt Service	0.0	0.0	0.0	0.0
9000	Cost Allocation	2,138.0	2,025.7	0.0	2,025.7
9100	Transfers	384.2	398.7	0.0	398.7
<b>Expenditure Categories Total:</b>		26,145.2	27,457.8	0.0	27,457.8

### Fund Source

#### Appropriated Funds

EV2082-A	DEQ Emissions Inspection (Appropriated)	30.6	384.1	0.0	384.1
EV2178-A	Hazardous Waste Management (Appropriated)	259.7	396.7	0.0	396.7
EV2226-A	Air Quality Fund (Appropriated)	301.5	648.6	0.0	648.6
EV2289-A	Recycling Fund (Appropriated)	0.0	0.0	0.0	0.0
EV2328-A	Permit Administration (Appropriated)	203.7	103.2	0.0	103.2
EV3110-A	Solid Waste Fee Fund (Appropriated)	198.6	287.1	0.0	287.1
EV4100-A	Water Quality Fee Fund (Appropriated)	1,450.2	1,613.1	0.0	1,613.1
EV4150-A	Safe Drinking Water Program Fund (Appropriated)	202.7	258.8	0.0	258.8
EV9000-A	Indirect Cost Recovery Fund (Appropriated)	13,455.4	14,025.5	0.0	14,025.5
		16,102.3	17,717.1	0.0	17,717.1

#### Non-Appropriated Funds

EV2000-N	Federal Grants Fund (Non-Appropriated)	1,148.2	1,116.2	0.0	1,116.2
EV2221-N	Water Quality Assurance Revolving Fund (Non-Appropriated)	193.7	351.0	0.0	351.0
EV2271-N	Underground Storage Tank Revolving (Non-Appropriated)	5,837.4	7,951.8	0.0	7,951.8
EV2449-N	Employee Recognition Fund (Non-Appropriated)	6.9	6.2	0.0	6.2
EV2500-N	IGA and ISA Fund (Non-Appropriated)	2,856.7	315.5	0.0	315.5
		10,042.9	9,740.7	0.0	9,740.7

Program Budget Unit Summary of Expenditures and Budget Request  
for All Funds

Agency:	Department of Environmental Quality
Program:	Support

Expenditure Categories	FY 2020 Actual	FY 2021 Expd. Plan	FY 2022 Fund. Issue	FY 2022 Total Request
Fund Source Total:	26,145.2	27,457.8	0.0	27,457.8



## Program Budget Unit Summary of Expenditures and Budget Request for Selected Funds

**Agency:** Department of Environmental Quality

FY 2020 Actual	FY 2021 Expd. Plan	FY 2022 Fund. Issue	FY 2022 Total Request
-------------------	-----------------------	------------------------	--------------------------

**Program:** Support

**Fund:** EV2000-N Federal Grants Fund

**Non-Appropriated**

0000	FTE	4.5	4.1	0.0	4.1
6000	Personal Services	249.2	244.7	0.0	244.7
6100	Employee Related Expenses	102.2	95.4	0.0	95.4
6200	Professional and Outside Services	564.3	160.0	0.0	160.0
6500	Travel In-State	0.6	3.0	0.0	3.0
6600	Travel Out of State	0.0	0.0	0.0	0.0
6700	Food	0.0	0.0	0.0	0.0
6800	Aid to Organizations and Individuals	0.0	0.0	0.0	0.0
7000	Other Operating Expenses	81.7	460.1	0.0	460.1
8000	Equipment	1.4	0.0	0.0	0.0
8100	Capital Outlay	0.0	0.0	0.0	0.0
8600	Debt Service	0.0	0.0	0.0	0.0
9000	Cost Allocation	148.8	153.0	0.0	153.0
9100	Transfers	0.0	0.0	0.0	0.0

<b>Non-Appropriated Total:</b>	1,148.2	1,116.2	0.0	1,116.2
--------------------------------	---------	---------	-----	---------

<b>Fund Total:</b>	1,148.2	1,116.2	0.0	1,116.2
--------------------	---------	---------	-----	---------

**Fund:** EV2082-A DEQ Emissions Inspection

**Appropriated**

0000	FTE	0.6	0.2	0.0	0.2
6000	Personal Services	7.4	15.9	0.0	15.9
6100	Employee Related Expenses	3.1	6.1	0.0	6.1
6200	Professional and Outside Services	0.0	0.0	0.0	0.0
6500	Travel In-State	7.6	0.0	0.0	0.0
6600	Travel Out of State	0.0	0.0	0.0	0.0
6700	Food	0.0	0.0	0.0	0.0
6800	Aid to Organizations and Individuals	0.0	1.2	0.0	1.2
7000	Other Operating Expenses	3.4	351.0	0.0	351.0
8000	Equipment	2.1	0.0	0.0	0.0
8100	Capital Outlay	0.0	0.0	0.0	0.0

## Program Budget Unit Summary of Expenditures and Budget Request for Selected Funds

**Agency:** Department of Environmental Quality

FY 2020 Actual	FY 2021 Expd. Plan	FY 2022 Fund. Issue	FY 2022 Total Request
-------------------	-----------------------	------------------------	--------------------------

**Program:** Support

**Fund:** EV2082-A DEQ Emissions Inspection

**Appropriated**

8600 Debt Service	0.0	0.0	0.0	0.0
9000 Cost Allocation	7.0	9.9	0.0	9.9
9100 Transfers	0.0	0.0	0.0	0.0

<b>Appropriated Total:</b>	30.6	384.1	0.0	384.1
----------------------------	------	-------	-----	-------

<b>Fund Total:</b>	30.6	384.1	0.0	384.1
--------------------	------	-------	-----	-------

**Fund:** EV2178-A Hazardous Waste Management

**Appropriated**

0000 FTE	2.9	3.0	0.0	3.0
6000 Personal Services	109.7	178.5	0.0	178.5
6100 Employee Related Expenses	43.7	71.4	0.0	71.4
6200 Professional and Outside Services	0.0	0.0	0.0	0.0
6500 Travel In-State	12.6	3.0	0.0	3.0
6600 Travel Out of State	0.1	0.0	0.0	0.0
6700 Food	0.0	0.0	0.0	0.0
6800 Aid to Organizations and Individuals	0.0	0.0	0.0	0.0
7000 Other Operating Expenses	40.9	31.3	0.0	31.3
8000 Equipment	0.0	0.0	0.0	0.0
8100 Capital Outlay	0.0	0.0	0.0	0.0
8600 Debt Service	0.0	0.0	0.0	0.0
9000 Cost Allocation	56.2	112.5	0.0	112.5
9100 Transfers	0.1	0.0	0.0	0.0

<b>Appropriated Total:</b>	263.3	396.7	0.0	396.7
----------------------------	-------	-------	-----	-------

<b>Fund Total:</b>	263.3	396.7	0.0	396.7
--------------------	-------	-------	-----	-------

**Fund:** EV2221-N Water Quality Assurance Revolving Fund

**Non-Appropriated**

0000 FTE	1.9	1.9	0.0	1.9
6000 Personal Services	91.6	110.5	0.0	110.5
6100 Employee Related Expenses	38.6	44.2	0.0	44.2

## Program Budget Unit Summary of Expenditures and Budget Request for Selected Funds

**Agency:** Department of Environmental Quality

FY 2020 Actual	FY 2021 Expd. Plan	FY 2022 Fund. Issue	FY 2022 Total Request
-------------------	-----------------------	------------------------	--------------------------

**Program:** Support

**Fund:** EV2221-N Water Quality Assurance Revolving Fund

**Non-Appropriated**

6200 Professional and Outside Services	0.0	0.0	0.0	0.0
6500 Travel In-State	0.0	0.0	0.0	0.0
6600 Travel Out of State	0.0	0.5	0.0	0.5
6700 Food	0.0	0.0	0.0	0.0
6800 Aid to Organizations and Individuals	0.0	0.0	0.0	0.0
7000 Other Operating Expenses	19.8	126.1	0.0	126.1
8000 Equipment	0.0	0.0	0.0	0.0
8100 Capital Outlay	0.0	0.0	0.0	0.0
8600 Debt Service	0.0	0.0	0.0	0.0
9000 Cost Allocation	43.7	69.7	0.0	69.7
9100 Transfers	0.0	0.0	0.0	0.0

**Non-Appropriated Total:**

	193.7	351.0	0.0	351.0
--	-------	-------	-----	-------

**Fund Total:**

	193.7	351.0	0.0	351.0
--	-------	-------	-----	-------

**Fund:** EV2226-A Air Quality Fund

**Appropriated**

0000 FTE	4.2	3.9	0.0	3.9
6000 Personal Services	141.7	296.6	0.0	296.6
6100 Employee Related Expenses	54.7	107.1	0.0	107.1
6200 Professional and Outside Services	0.0	29.0	0.0	29.0
6500 Travel In-State	8.7	4.0	0.0	4.0
6600 Travel Out of State	0.0	0.6	0.0	0.6
6700 Food	0.0	0.0	0.0	0.0
6800 Aid to Organizations and Individuals	0.0	0.0	0.0	0.0
7000 Other Operating Expenses	27.5	29.7	0.0	29.7
8000 Equipment	0.0	0.0	0.0	0.0
8100 Capital Outlay	0.0	0.0	0.0	0.0
8600 Debt Service	0.0	0.0	0.0	0.0
9000 Cost Allocation	68.8	181.6	0.0	181.6
9100 Transfers	0.1	0.0	0.0	0.0

## Program Budget Unit Summary of Expenditures and Budget Request for Selected Funds

**Agency:** Department of Environmental Quality

FY 2020 Actual	FY 2021 Expd. Plan	FY 2022 Fund. Issue	FY 2022 Total Request
-------------------	-----------------------	------------------------	--------------------------

**Program:** Support

**Fund:** EV2226-A Air Quality Fund

**Appropriated**

**Appropriated Total:**

301.5	648.6	0.0	648.6
-------	-------	-----	-------

**Fund Total:**

301.5	648.6	0.0	648.6
-------	-------	-----	-------

**Fund:** EV2271-N Underground Storage Tank Revolving

**Non-Appropriated**

0000	FTE	19.2	19.2	0.0	19.2
6000	Personal Services	984.0	1,372.7	0.0	1,372.7
6100	Employee Related Expenses	360.4	505.8	0.0	505.8
6200	Professional and Outside Services	1,206.9	555.3	0.0	555.3
6500	Travel In-State	0.0	0.5	0.0	0.5
6600	Travel Out of State	(1.1)	0.0	0.0	0.0
6700	Food	0.0	0.0	0.0	0.0
6800	Aid to Organizations and Individuals	0.0	0.0	0.0	0.0
7000	Other Operating Expenses	2,204.8	4,567.1	0.0	4,567.1
8000	Equipment	114.1	100.0	0.0	100.0
8100	Capital Outlay	0.0	0.0	0.0	0.0
8600	Debt Service	0.0	0.0	0.0	0.0
9000	Cost Allocation	848.4	845.4	0.0	845.4
9100	Transfers	119.9	5.0	0.0	5.0

**Non-Appropriated Total:**

5,837.4	7,951.8	0.0	7,951.8
---------	---------	-----	---------

**Fund Total:**

5,837.4	7,951.8	0.0	7,951.8
---------	---------	-----	---------

**Fund:** EV2289-A Recycling Fund

**Appropriated**

0000	FTE	0.4	0.0	0.0	0.0
6000	Personal Services	0.0	0.0	0.0	0.0
6100	Employee Related Expenses	0.0	0.0	0.0	0.0
6200	Professional and Outside Services	0.0	0.0	0.0	0.0
6500	Travel In-State	0.0	0.0	0.0	0.0
6600	Travel Out of State	0.0	0.0	0.0	0.0

## Program Budget Unit Summary of Expenditures and Budget Request for Selected Funds

**Agency:** Department of Environmental Quality

FY 2020 Actual	FY 2021 Expd. Plan	FY 2022 Fund. Issue	FY 2022 Total Request
-------------------	-----------------------	------------------------	--------------------------

**Program:** Support

**Fund:** EV2289-A Recycling Fund

**Appropriated**

6700 Food	0.0	0.0	0.0	0.0
6800 Aid to Organizations and Individuals	0.0	0.0	0.0	0.0
7000 Other Operating Expenses	0.0	0.0	0.0	0.0
8000 Equipment	0.0	0.0	0.0	0.0
8100 Capital Outlay	0.0	0.0	0.0	0.0
8600 Debt Service	0.0	0.0	0.0	0.0
9000 Cost Allocation	0.0	0.0	0.0	0.0
9100 Transfers	0.0	0.0	0.0	0.0

<b>Appropriated Total:</b>	0.0	0.0	0.0	0.0
----------------------------	-----	-----	-----	-----

<b>Fund Total:</b>	0.0	0.0	0.0	0.0
--------------------	-----	-----	-----	-----

**Fund:** EV2328-A Permit Administration

**Appropriated**

0000 FTE	3.9	0.7	0.0	0.7
6000 Personal Services	39.8	39.1	0.0	39.1
6100 Employee Related Expenses	17.0	15.7	0.0	15.7
6200 Professional and Outside Services	45.2	0.0	0.0	0.0
6500 Travel In-State	9.3	0.2	0.0	0.2
6600 Travel Out of State	0.3	0.6	0.0	0.6
6700 Food	0.0	0.0	0.0	0.0
6800 Aid to Organizations and Individuals	0.0	0.0	0.0	0.0
7000 Other Operating Expenses	55.2	16.3	0.0	16.3
8000 Equipment	0.0	1.6	0.0	1.6
8100 Capital Outlay	0.0	0.0	0.0	0.0
8600 Debt Service	0.0	0.0	0.0	0.0
9000 Cost Allocation	36.9	24.7	0.0	24.7
9100 Transfers	0.0	5.0	0.0	5.0

<b>Appropriated Total:</b>	203.7	103.2	0.0	103.2
----------------------------	-------	-------	-----	-------

<b>Fund Total:</b>	203.7	103.2	0.0	103.2
--------------------	-------	-------	-----	-------

## Program Budget Unit Summary of Expenditures and Budget Request for Selected Funds

**Agency:** Department of Environmental Quality

FY 2020 Actual	FY 2021 Expd. Plan	FY 2022 Fund. Issue	FY 2022 Total Request
-------------------	-----------------------	------------------------	--------------------------

**Program:** Support

**Fund:** EV2449-N Employee Recognition Fund

**Non-Appropriated**

6000 Personal Services	0.0	0.0	0.0	0.0
6100 Employee Related Expenses	0.0	0.0	0.0	0.0
6200 Professional and Outside Services	0.0	0.0	0.0	0.0
6500 Travel In-State	0.0	0.0	0.0	0.0
6600 Travel Out of State	0.0	0.0	0.0	0.0
6700 Food	0.0	0.0	0.0	0.0
6800 Aid to Organizations and Individuals	0.0	0.0	0.0	0.0
7000 Other Operating Expenses	6.9	6.2	0.0	6.2
8000 Equipment	0.0	0.0	0.0	0.0
8100 Capital Outlay	0.0	0.0	0.0	0.0
8600 Debt Service	0.0	0.0	0.0	0.0
9000 Cost Allocation	0.0	0.0	0.0	0.0
9100 Transfers	0.0	0.0	0.0	0.0

<b>Non-Appropriated Total:</b>	6.9	6.2	0.0	6.2
--------------------------------	-----	-----	-----	-----

<b>Fund Total:</b>	6.9	6.2	0.0	6.2
--------------------	-----	-----	-----	-----

**Fund:** EV2500-N IGA and ISA Fund

**Non-Appropriated**

0000 FTE	2.0	2.0	0.0	2.0
6000 Personal Services	151.2	163.3	0.0	163.3
6100 Employee Related Expenses	56.5	61.2	0.0	61.2
6200 Professional and Outside Services	208.5	30.0	0.0	30.0
6500 Travel In-State	0.1	1.0	0.0	1.0
6600 Travel Out of State	22.8	5.0	0.0	5.0
6700 Food	0.0	0.0	0.0	0.0
6800 Aid to Organizations and Individuals	0.0	0.0	0.0	0.0
7000 Other Operating Expenses	1,888.1	20.0	0.0	20.0
8000 Equipment	0.0	5.0	0.0	5.0
8100 Capital Outlay	0.0	0.0	0.0	0.0

## Program Budget Unit Summary of Expenditures and Budget Request for Selected Funds

Agency: Department of Environmental Quality

	FY 2020 Actual	FY 2021 Expd. Plan	FY 2022 Fund. Issue	FY 2022 Total Request
--	-------------------	-----------------------	------------------------	--------------------------

Program: Support

Fund: EV2500-N IGA and ISA Fund

**Non-Appropriated**

8600 Debt Service	0.0	0.0	0.0	0.0
9000 Cost Allocation	499.5	0.0	0.0	0.0
9100 Transfers	30.0	30.0	0.0	30.0
<b>Non-Appropriated Total:</b>	2,856.7	315.5	0.0	315.5

<b>Fund Total:</b>	2,856.7	315.5	0.0	315.5
--------------------	---------	-------	-----	-------

Fund: EV3110-A Solid Waste Fee Fund

**Appropriated**

0000 FTE	1.7	1.9	0.0	1.9
6000 Personal Services	102.5	129.7	0.0	129.7
6100 Employee Related Expenses	37.7	57.2	0.0	57.2
6200 Professional and Outside Services	0.1	0.0	0.0	0.0
6500 Travel In-State	0.3	0.7	0.0	0.7
6600 Travel Out of State	0.3	0.6	0.0	0.6
6700 Food	0.0	0.0	0.0	0.0
6800 Aid to Organizations and Individuals	0.0	0.0	0.0	0.0
7000 Other Operating Expenses	11.7	13.2	0.0	13.2
8000 Equipment	0.0	1.6	0.0	1.6
8100 Capital Outlay	0.0	0.0	0.0	0.0
8600 Debt Service	0.0	0.0	0.0	0.0
9000 Cost Allocation	46.0	84.1	0.0	84.1
9100 Transfers	0.0	0.0	0.0	0.0
<b>Appropriated Total:</b>	198.6	287.1	0.0	287.1

<b>Fund Total:</b>	198.6	287.1	0.0	287.1
--------------------	-------	-------	-----	-------

Fund: EV4100-A Water Quality Fee Fund

**Appropriated**

0000 FTE	13.7	10.5	0.0	10.5
6000 Personal Services	694.1	769.5	0.0	769.5
6100 Employee Related Expenses	254.6	274.3	0.0	274.3

## Program Budget Unit Summary of Expenditures and Budget Request for Selected Funds

**Agency:** Department of Environmental Quality

FY 2020 Actual	FY 2021 Expd. Plan	FY 2022 Fund. Issue	FY 2022 Total Request
-------------------	-----------------------	------------------------	--------------------------

**Program:** Support

**Fund:** EV4100-A Water Quality Fee Fund

**Appropriated**

6200	Professional and Outside Services	0.9	0.0	0.0	0.0
6500	Travel In-State	16.2	0.2	0.0	0.2
6600	Travel Out of State	0.4	0.6	0.0	0.6
6700	Food	0.0	0.0	0.0	0.0
6800	Aid to Organizations and Individuals	0.0	0.0	0.0	0.0
7000	Other Operating Expenses	147.1	92.2	0.0	92.2
8000	Equipment	2.2	1.6	0.0	1.6
8100	Capital Outlay	0.0	0.0	0.0	0.0
8600	Debt Service	0.0	0.0	0.0	0.0
9000	Cost Allocation	334.6	469.7	0.0	469.7
9100	Transfers	0.1	5.0	0.0	5.0

<b>Appropriated Total:</b>		1,450.2	1,613.1	0.0	1,613.1
----------------------------	--	---------	---------	-----	---------

<b>Fund Total:</b>		1,450.2	1,613.1	0.0	1,613.1
--------------------	--	---------	---------	-----	---------

**Fund:** EV4150-A Safe Drinking Water Program Fund

**Appropriated**

0000	FTE	1.5	1.6	0.0	1.6
6000	Personal Services	109.0	122.2	0.0	122.2
6100	Employee Related Expenses	39.0	44.8	0.0	44.8
6200	Professional and Outside Services	0.0	0.0	0.0	0.0
6500	Travel In-State	0.0	3.0	0.0	3.0
6600	Travel Out of State	0.0	0.0	0.0	0.0
6700	Food	0.0	0.0	0.0	0.0
6800	Aid to Organizations and Individuals	0.0	0.0	0.0	0.0
7000	Other Operating Expenses	6.6	13.7	0.0	13.7
8000	Equipment	0.0	0.0	0.0	0.0
8100	Capital Outlay	0.0	0.0	0.0	0.0
8600	Debt Service	0.0	0.0	0.0	0.0
9000	Cost Allocation	48.1	75.1	0.0	75.1
9100	Transfers	0.0	0.0	0.0	0.0



## Program Budget Unit Summary of Expenditures and Budget Request for Selected Funds

**Agency:** Department of Environmental Quality

FY 2020 Actual	FY 2021 Expd. Plan	FY 2022 Fund. Issue	FY 2022 Total Request
-------------------	-----------------------	------------------------	--------------------------

**Program:** Support

**Fund:** EV4150-A Safe Drinking Water Program Fund

**Appropriated**

**Appropriated Total:**

202.7	258.8	0.0	258.8
-------	-------	-----	-------

**Fund Total:**

202.7	258.8	0.0	258.8
-------	-------	-----	-------

**Fund:** EV9000-A Indirect Cost Recovery Fund

**Appropriated**

0000 FTE	125.5	123.0	0.0	123.0
6000 Personal Services	7,464.8	7,156.9	0.0	7,156.9
6100 Employee Related Expenses	2,675.1	2,560.0	0.0	2,560.0
6200 Professional and Outside Services	463.9	622.0	0.0	622.0
6500 Travel In-State	23.0	83.4	0.0	83.4
6600 Travel Out of State	16.7	47.6	0.0	47.6
6700 Food	0.0	0.0	0.0	0.0
6800 Aid to Organizations and Individuals	0.0	0.0	0.0	0.0
7000 Other Operating Expenses	2,806.9	3,177.8	0.0	3,177.8
8000 Equipment	43.1	24.1	0.0	24.1
8100 Capital Outlay	0.0	0.0	0.0	0.0
8600 Debt Service	0.0	0.0	0.0	0.0
9000 Cost Allocation	0.0	0.0	0.0	0.0
9100 Transfers	233.1	353.7	0.0	353.7

**Appropriated Total:**

13,726.6	14,025.5	0.0	14,025.5
----------	----------	-----	----------

**Fund Total:**

13,726.6	14,025.5	0.0	14,025.5
----------	----------	-----	----------

**Program Total For Selected Funds:**

26,420.1	27,457.8	0.0	27,457.8
----------	----------	-----	----------

## Program Expenditure Schedule

<b>Agency:</b>	<b>Department of Environmental Quality</b>
<b>Program:</b>	<b>Support</b>

		<b>FY 2020 Actual</b>	<b>FY 2021 Expd. Plan</b>
FTE		182.1	172.0
	<b>Expenditure Category Total</b>	<b>182.1</b>	<b>172.0</b>
<b>Appropriated</b>			
EV2082-A	DEQ Emissions Inspection (Appropriated)	0.6	0.2
EV2178-A	Hazardous Waste Management (Appropriated)	2.9	3.0
EV2226-A	Air Quality Fund (Appropriated)	4.2	3.9
EV2289-A	Recycling Fund (Appropriated)	0.4	0.0
EV2328-A	Permit Administration (Appropriated)	3.9	0.7
EV3110-A	Solid Waste Fee Fund (Appropriated)	1.7	1.9
EV4100-A	Water Quality Fee Fund (Appropriated)	13.7	10.5
EV4150-A	Safe Drinking Water Program Fund (Appropriated)	1.5	1.6
EV9000-A	Indirect Cost Recovery Fund (Appropriated)	125.5	123.0
		<b>154.4</b>	<b>144.8</b>
<b>Non-Appropriated</b>			
EV2000-N	Federal Grants Fund (Non-Appropriated)	4.5	4.1
EV2221-N	Water Quality Assurance Revolving Fund (Non-Appropriat	1.9	1.9
EV2271-N	Underground Storage Tank Revolving (Non-Appropriated)	19.2	19.2
EV2500-N	IGA and ISA Fund (Non-Appropriated)	2.0	2.0
		<b>27.7</b>	<b>27.2</b>
	<b>Fund Source Total</b>	<b>182.1</b>	<b>172.0</b>
<hr/>			
Personal Services		10,145.0	10,599.6
Boards and Commissions		0.0	0.0
	<b>Expenditure Category Total</b>	<b>10,145.0</b>	<b>10,599.6</b>
<b>Appropriated</b>			
EV2082-A	DEQ Emissions Inspection (Appropriated)	7.4	15.9
EV2178-A	Hazardous Waste Management (Appropriated)	109.7	178.5
EV2226-A	Air Quality Fund (Appropriated)	141.7	296.6
EV2328-A	Permit Administration (Appropriated)	39.8	39.1
EV3110-A	Solid Waste Fee Fund (Appropriated)	102.5	129.7
EV4100-A	Water Quality Fee Fund (Appropriated)	694.1	769.5
EV4150-A	Safe Drinking Water Program Fund (Appropriated)	109.0	122.2
EV9000-A	Indirect Cost Recovery Fund (Appropriated)	7,464.8	7,156.9
		<b>8,669.0</b>	<b>8,708.4</b>
<b>Non-Appropriated</b>			
EV2000-N	Federal Grants Fund (Non-Appropriated)	249.2	244.7
EV2221-N	Water Quality Assurance Revolving Fund (Non-Appropriat	91.6	110.5
EV2271-N	Underground Storage Tank Revolving (Non-Appropriated)	984.0	1,372.7
EV2500-N	IGA and ISA Fund (Non-Appropriated)	151.2	163.3
		<b>1,476.0</b>	<b>1,891.2</b>
	<b>Fund Source Total</b>	<b>10,145.0</b>	<b>10,599.6</b>
<hr/>			
Employee Related Expenses		3,682.5	3,843.2

## Program Expenditure Schedule

<b>Agency:</b>	<b>Department of Environmental Quality</b>
<b>Program:</b>	<b>Support</b>

	<b>FY 2020 Actual</b>	<b>FY 2021 Expd. Plan</b>
<b>Expenditure Category Total</b>	<b>3,682.5</b>	<b>3,843.2</b>
<b>Appropriated</b>		
EV2082-A DEQ Emissions Inspection (Appropriated)	3.1	6.1
EV2178-A Hazardous Waste Management (Appropriated)	43.7	71.4
EV2226-A Air Quality Fund (Appropriated)	54.7	107.1
EV2328-A Permit Administration (Appropriated)	17.0	15.7
EV3110-A Solid Waste Fee Fund (Appropriated)	37.7	57.2
EV4100-A Water Quality Fee Fund (Appropriated)	254.6	274.3
EV4150-A Safe Drinking Water Program Fund (Appropriated)	39.0	44.8
EV9000-A Indirect Cost Recovery Fund (Appropriated)	2,675.1	2,560.0
	<b>3,124.8</b>	<b>3,136.6</b>
<b>Non-Appropriated</b>		
EV2000-N Federal Grants Fund (Non-Appropriated)	102.2	95.4
EV2221-N Water Quality Assurance Revolving Fund (Non-Appropriat	38.6	44.2
EV2271-N Underground Storage Tank Revolving (Non-Appropriated)	360.4	505.8
EV2500-N IGA and ISA Fund (Non-Appropriated)	56.5	61.2
	<b>557.7</b>	<b>706.6</b>
<b>Fund Source Total</b>	<b>3,682.5</b>	<b>3,843.2</b>
Professional and Outside Services		1,396.3
External Prof/Outside Serv Budg And Appn	0.0	
External Investment Services	0.0	
Other External Financial Services	0.0	
Attorney General Legal Services	0.0	
External Legal Services	24.6	
External Engineer/Architect Cost - Exp	0.0	
External Engineer/Architect Cost- Cap	0.0	
Other Design	0.0	
Temporary Agency Services	1,655.8	
Hospital Services	0.0	
Other Medical Services	4.4	
Institutional Care	0.0	
Education And Training	33.8	
Vendor Travel	109.6	
Professional & Outside Services Excluded from Cost Alloca	0.0	
Vendor Travel - Non Reportable	0.0	
External Telecom Consulting Services	111.2	
Costs related to those in custody of the State	0.0	
Non - Confidential Specialist Fees	0.0	
Confidential Specialist Fees	0.0	
Outside Actuarial Costs	0.0	
Other Professional And Outside Services	413.4	

## Program Expenditure Schedule

<b>Agency:</b>	<b>Department of Environmental Quality</b>
<b>Program:</b>	<b>Support</b>

	<b>FY 2020 Actual</b>	<b>FY 2021 Expd. Plan</b>
<b>Expenditure Category Total</b>	<b>2,352.8</b>	<b>1,396.3</b>
<b>Appropriated</b>		
EV2226-A Air Quality Fund (Appropriated)	0.0	29.0
EV2328-A Permit Administration (Appropriated)	45.2	0.0
EV3110-A Solid Waste Fee Fund (Appropriated)	0.1	0.0
EV4100-A Water Quality Fee Fund (Appropriated)	0.9	0.0
EV9000-A Indirect Cost Recovery Fund (Appropriated)	326.9	622.0
	<b>373.1</b>	<b>651.0</b>
<b>Non-Appropriated</b>		
EV2000-N Federal Grants Fund (Non-Appropriated)	564.3	160.0
EV2271-N Underground Storage Tank Revolving (Non-Appropriated)	1,206.9	555.3
EV2500-N IGA and ISA Fund (Non-Appropriated)	208.5	30.0
	<b>1,979.7</b>	<b>745.3</b>
<b>Fund Source Total</b>	<b>2,352.8</b>	<b>1,396.3</b>
<hr/>		
Travel In-State	76.5	99.0
<b>Expenditure Category Total</b>	<b>76.5</b>	<b>99.0</b>
<b>Appropriated</b>		
EV2082-A DEQ Emissions Inspection (Appropriated)	7.6	0.0
EV2178-A Hazardous Waste Management (Appropriated)	11.7	3.0
EV2226-A Air Quality Fund (Appropriated)	8.7	4.0
EV2328-A Permit Administration (Appropriated)	9.3	0.2
EV3110-A Solid Waste Fee Fund (Appropriated)	0.3	0.7
EV4100-A Water Quality Fee Fund (Appropriated)	16.2	0.2
EV4150-A Safe Drinking Water Program Fund (Appropriated)	0.0	3.0
EV9000-A Indirect Cost Recovery Fund (Appropriated)	22.0	83.4
	<b>75.8</b>	<b>94.5</b>
<b>Non-Appropriated</b>		
EV2000-N Federal Grants Fund (Non-Appropriated)	0.6	3.0
EV2271-N Underground Storage Tank Revolving (Non-Appropriated)	0.0	0.5
EV2500-N IGA and ISA Fund (Non-Appropriated)	0.1	1.0
	<b>0.7</b>	<b>4.5</b>
<b>Fund Source Total</b>	<b>76.5</b>	<b>99.0</b>
<hr/>		
Travel Out of State	38.6	55.5

## Program Expenditure Schedule

<b>Agency:</b>	<b>Department of Environmental Quality</b>
<b>Program:</b>	<b>Support</b>

	<b>FY 2020 Actual</b>	<b>FY 2021 Expd. Plan</b>
<b>Expenditure Category Total</b>	<b>38.6</b>	<b>55.5</b>
<b>Appropriated</b>		
EV2178-A Hazardous Waste Management (Appropriated)	0.1	0.0
EV2226-A Air Quality Fund (Appropriated)	0.0	0.6
EV2328-A Permit Administration (Appropriated)	0.3	0.6
EV3110-A Solid Waste Fee Fund (Appropriated)	0.3	0.6
EV4100-A Water Quality Fee Fund (Appropriated)	0.4	0.6
EV9000-A Indirect Cost Recovery Fund (Appropriated)	15.8	47.6
	<b>16.9</b>	<b>50.0</b>
<b>Non-Appropriated</b>		
EV2221-N Water Quality Assurance Revolving Fund (Non-Appropriated)	0.0	0.5
EV2271-N Underground Storage Tank Revolving (Non-Appropriated)	(1.1)	0.0
EV2500-N IGA and ISA Fund (Non-Appropriated)	22.8	5.0
	<b>21.7</b>	<b>5.5</b>
<b>Fund Source Total</b>	<b>38.6</b>	<b>55.5</b>
<hr/>		
Food	0.0	0.0
<b>Expenditure Category Total</b>	<b>0.0</b>	<b>0.0</b>
<hr/>		
Aid to Organizations and Individuals	0.0	1.2
<b>Expenditure Category Total</b>	<b>0.0</b>	<b>1.2</b>
<b>Appropriated</b>		
EV2082-A DEQ Emissions Inspection (Appropriated)	0.0	1.2
	<b>0.0</b>	<b>1.2</b>
<b>Fund Source Total</b>	<b>0.0</b>	<b>1.2</b>
<hr/>		
Other Operating Expenses		8,904.7
Other Operating Expenditures Budg Approp	0.0	
Other Operating Expenditures Excluded from Cost Allocati	0.0	
Risk Management Charges To State Agency	194.7	
Risk Management Deductible - Indemnity	0.0	
Risk Management Deductible - Legal	0.0	
Risk Management Deductible - Medical	0.0	
Risk Management Deductible - Other	0.0	
Gen Liab- Non Physical-Taxable- Self Ins	0.0	
Gross Proceeds Payments To Attorneys	0.0	
General Liability- Non-Taxable- Self Ins	0.0	
Medical Malpractice - Self-Insured	0.0	
Automobile Liability - Self Insured	0.0	
General Property Damage - Self- Insured	0.0	
Automobile Physical Damage-Self Insured	0.0	
Liability Insurance Premiums	0.0	
Property Insurance Premiums	0.0	
Workers Compensation Benefit Payments	0.0	
Self Insurance - Administrative Fees	0.0	
Self Insurance - Premiums	0.0	
Self Insurance - Claim Payments	0.0	
Self Insurance - Pharmacy Claims	0.0	
Premium Tax On Altcs	0.0	
Other Insurance-Related Charges	0.0	

## Program Expenditure Schedule

<b>Agency:</b>	<b>Department of Environmental Quality</b>
<b>Program:</b>	<b>Support</b>

	FY 2020 Actual	FY 2021 Expd. Plan
Internal Service Data Processing	0.0	
Internal Service Data Proc- Pc/Lan	0.0	
External Programming-Mainframe/Legacy	2,353.8	
External Programming- Pc/Lan/Serv/Web	0.0	
External Data Entry	0.0	
Othr External Data Proc-Mainframe/Legacy	0.0	
Othr External Data Proc-Pc/Lan/Serv/Web	0.0	
Pmt for AFIS Development & Usage	80.4	
Internal Service Telecommunications	0.0	
External Telecom Long Distance-In-State	484.0	
External Telecom Long Distance-Out-State	0.0	
Other External Telecommunication Service	0.0	
Electricity	0.0	
Sanitation Waste Disposal	0.0	
Water	0.0	
Gas And Fuel Oil For Buildings	0.0	
Other Utilities	0.0	
Building Rent Charges To State Agencies	169.2	
Priv Lease To Own Bld Rent Chrgs To Agy	0.0	
Cert Of Part Bld Rent Chrgs To Agy	1,756.8	
Rental Of Land And Buildings	0.0	
Rental Of Computer Equipment	0.0	
Rental Of Other Machinery And Equipment	0.0	
Miscellaneous Rent	1.0	
Interest On Overdue Payments	0.0	
All Other Interest Payments	0.0	
Internal Acct/Budg/Financial Svcs	0.0	
Other Internal Services	0.0	
Repair And Maintenance - Buildings	55.3	
Repair And Maintenance - Vehicles	0.9	
Repair And Maint - Mainframe And Legacy	5.7	
Repair And Maint-Pc/Lan/Serv/Web	0.0	
Repair And Maintenance - Other Equipment	2.9	
Other Repair And Maintenance	2.9	
Software Support And Maintenance	1,613.3	
Uniforms	0.1	
Inmate Clothing	0.0	
Security Supplies	0.0	
Office Supplies	27.8	
Computer Supplies	19.4	
Housekeeping Supplies	0.0	
Bedding And Bath Supplies	0.0	
Drugs And Medicine Supplies	0.0	
Medical Supplies	0.0	
Dental Supplies	0.0	
Automotive And Transportation Fuels	0.0	
Automotive Lubricants And Supplies	0.0	
Rpr And Maint Supplies-Not Auto Or Build	0.2	
Repair And Maintenance Supplies-Building	0.0	
Other Operating Supplies	10.6	
Publications	0.0	

## Program Expenditure Schedule

REVISED

<b>Agency:</b>	<b>Department of Environmental Quality</b>
<b>Program:</b>	<b>Support</b>

	FY 2020 Actual	FY 2021 Expd. Plan
Aggregate Withheld Or Paid Commissions	0.0	
Lottery Prizes	0.0	
Lottery Distribution Costs	0.0	
Material for Further Processing	0.0	
Other Resale Supplies	0.0	
Loss On Sales Of Capital Assets	0.0	
Loss on Sales of Investments	0.0	
Employee Tuition Reimbursement-Graduate	0.0	
Employee Tuition Reimb Under-Grad/Other	5.2	
Conference Registration-Attendance Fees	18.4	
Other Education And Training Costs	43.8	
Advertising	81.1	
Sponsorships	0.0	
Internal Printing	0.0	
External Printing	45.3	
Photography	0.0	
Postage And Delivery	23.4	
Document shredding and Destruction Services	2.2	
Translation and Sign Language Services	0.0	
Distribution To State Universities	0.0	
Other Intrastate Distributions	0.0	
Awards	0.0	
Entertainment And Promotional Items	0.0	
Dues	19.3	
Books- Subscriptions And Publications	169.0	
Costs For Digital Image Or Microfilm	7.8	
Revolving Fund Advances	0.0	
Credit Card Fees Over Approved Limit	0.0	
Relief Bill Expenditures	0.0	
Surplus Property Distr To State Agencies	0.0	
Security Services	0.0	
Judgments - Damages	0.0	
ICA Payments to Claimants Confidential	0.0	
Jdgmnt-Confidential Restitution To Indiv	0.0	
Judgments - Non-Confidential Restitution	0.0	
Judgments - Punitive And Compensatory	0.0	
Pmts Made to Resolve/Disputes/Avoid Costs of Litigation	0.0	
Pmts For Contracted State Inmate Labor	0.0	
Payments To State Inmates	0.0	
Bad Debt Expense	0.0	
Interview Expense	0.0	
Employee Relocations-Nontaxable	0.0	
Employee Relocations-Taxable	0.0	
Non-Confidential Invest/Legal/Law Enf	0.0	
Conf/Sensitive Invest/Legal/Undercover	0.0	
Fingerprinting, Background Checks, Etc.	0.0	
Other Miscellaneous Operating	7.2	

## Program Expenditure Schedule

<b>Agency:</b>	<b>Department of Environmental Quality</b>
<b>Program:</b>	<b>Support</b>

	<b>FY 2020 Actual</b>	<b>FY 2021 Expd. Plan</b>
<b>Expenditure Category Total</b>	<b>7,201.7</b>	<b>8,904.7</b>
<b>Appropriated</b>		
EV2082-A DEQ Emissions Inspection (Appropriated)	3.4	351.0
EV2178-A Hazardous Waste Management (Appropriated)	38.2	31.3
EV2226-A Air Quality Fund (Appropriated)	27.5	29.7
EV2328-A Permit Administration (Appropriated)	55.2	16.3
EV3110-A Solid Waste Fee Fund (Appropriated)	11.7	13.2
EV4100-A Water Quality Fee Fund (Appropriated)	147.1	92.2
EV4150-A Safe Drinking Water Program Fund (Appropriated)	6.6	13.7
EV9000-A Indirect Cost Recovery Fund (Appropriated)	2,710.8	3,177.8
	<b>3,000.5</b>	<b>3,725.2</b>
<b>Non-Appropriated</b>		
EV2000-N Federal Grants Fund (Non-Appropriated)	81.7	460.1
EV2221-N Water Quality Assurance Revolving Fund (Non-Appropriat	19.8	126.1
EV2271-N Underground Storage Tank Revolving (Non-Appropriated)	2,204.8	4,567.1
EV2449-N Employee Recognition Fund (Non-Appropriated)	6.9	6.2
EV2500-N IGA and ISA Fund (Non-Appropriated)	1,888.1	20.0
	<b>4,201.3</b>	<b>5,179.5</b>
<b>Fund Source Total</b>	<b>7,201.7</b>	<b>8,904.7</b>
Current Year Expenditures		133.9
Capital Equipment Budget And Approp	0.0	
Vehicles Capital Purchase	0.0	
Vehicles Capital Leases	0.0	
Furniture Capital Purchase	0.0	
Depreciable Works Of Art & Hist Treas/Coll Capital Purcha	0.0	
Non Depr Works Of Art & Hist Treas/Coll Cap Purchase	0.0	
Furniture Capital Leases	0.0	
Computer Equipment Capital Purchase	0.0	
Computer Equipment Capital Lease	0.0	
Telecommunication Equip-Capital Purchase	0.0	
Telecommunication Equip-Capital Lease	0.0	
Other Equipment Capital Purchase	0.0	
Other Equipment Capital Leases	0.0	
Purchased Or Licensed Software-Website	0.0	
Internally Generated Software-Website	0.0	
Development in Progress	0.0	
Right-Of-Way/Easement/Extraction Rights	0.0	
Oth Int Assets purchased, licensed or internally generate	0.0	
Other intangible assets acquired by capital lease	0.0	
Other Capital Asset Purchases	0.0	
Leasehold Improvement-Capital Purchase	0.0	
Other Capital Asset Leases	0.0	
Non-Capital Equip Budget And Approp	0.0	
Vehicles Non-Capital Purchase	0.0	
Vehicles Non-Capital Leases	0.0	
Furniture Non-Capital Purchase	3.1	
Works Of Art And Hist Treas-Non Capital	0.0	
Furniture Non-Capital Leases	0.0	
Computer Equipment Non-Capital Purchase	104.5	
Computer Equipment Non-Capital Lease	0.0	



## Program Expenditure Schedule

<b>Agency:</b>	<b>Department of Environmental Quality</b>
<b>Program:</b>	<b>Support</b>

	<b>FY 2020 Actual</b>	<b>FY 2021 Expd. Plan</b>
Telecomm Equip Non-Capital Purchase	0.0	
Telecomm Equip Non-Capital Leases	0.0	
Other Equipment Non-Capital Purchase	4.3	
Weapons Non-Capital Purchase	0.0	
Other Equipment Non-Capital Lease	0.0	
Purchased Or Licensed Software/Website	14.0	
Internally Generated Software/Website	0.0	
LICENSES AND PERMITS	0.0	
Right-Of-Way/Easement/Extraction Exp	0.0	
Other Intangible Assets - Purchased, Licensed or Internall	0.0	
Noncapital Software/Web By Capital Lease	0.0	
Other Intangible Assets Acquired by Capital Lease	0.0	
Other Long Lived Tangible Assets to be Expenses	0.0	
Non-Capital Equipment Excluded from Cost Allocation	0.0	
<b>Expenditure Category Total</b>	<b>125.9</b>	<b>133.9</b>
<b>Appropriated</b>		
EV2082-A DEQ Emissions Inspection (Appropriated)	2.1	0.0
EV2226-A Air Quality Fund (Appropriated)	0.0	0.0
EV2328-A Permit Administration (Appropriated)	0.0	1.6
EV3110-A Solid Waste Fee Fund (Appropriated)	0.0	1.6
EV4100-A Water Quality Fee Fund (Appropriated)	2.2	1.6
EV9000-A Indirect Cost Recovery Fund (Appropriated)	6.0	24.1
	<b>10.3</b>	<b>28.9</b>
<b>Non-Appropriated</b>		
EV2000-N Federal Grants Fund (Non-Appropriated)	1.4	0.0
EV2271-N Underground Storage Tank Revolving (Non-Appropriated)	114.1	100.0
EV2449-N Employee Recognition Fund (Non-Appropriated)	0.0	0.0
EV2500-N IGA and ISA Fund (Non-Appropriated)	0.0	5.0
	<b>115.6</b>	<b>105.0</b>
<b>Fund Source Total</b>	<b>125.9</b>	<b>133.9</b>
Capital Outlay	0.0	0.0
<b>Expenditure Category Total</b>	<b>0.0</b>	<b>0.0</b>
Debt Service	0.0	0.0
<b>Expenditure Category Total</b>	<b>0.0</b>	<b>0.0</b>
Cost Allocation	2,138.0	2,025.7

## Program Expenditure Schedule

<b>Agency:</b>	<b>Department of Environmental Quality</b>
<b>Program:</b>	<b>Support</b>

	<b>FY 2020 Actual</b>	<b>FY 2021 Expd. Plan</b>
<b>Expenditure Category Total</b>	<b>2,138.0</b>	<b>2,025.7</b>
<b>Appropriated</b>		
EV2082-A DEQ Emissions Inspection (Appropriated)	7.0	9.9
EV2178-A Hazardous Waste Management (Appropriated)	56.2	112.5
EV2226-A Air Quality Fund (Appropriated)	68.8	181.6
EV2328-A Permit Administration (Appropriated)	36.9	24.7
EV3110-A Solid Waste Fee Fund (Appropriated)	46.0	84.1
EV4100-A Water Quality Fee Fund (Appropriated)	334.6	469.7
EV4150-A Safe Drinking Water Program Fund (Appropriated)	48.1	75.1
	<b>597.6</b>	<b>957.6</b>
<b>Non-Appropriated</b>		
EV2000-N Federal Grants Fund (Non-Appropriated)	148.8	153.0
EV2221-N Water Quality Assurance Revolving Fund (Non-Appropriat	43.7	69.7
EV2271-N Underground Storage Tank Revolving (Non-Appropriated)	848.4	845.4
EV2500-N IGA and ISA Fund (Non-Appropriated)	499.5	0.0
	<b>1,540.4</b>	<b>1,068.1</b>
<b>Fund Source Total</b>	<b>2,138.0</b>	<b>2,025.7</b>
 Transfers	 384.2	 398.7
<b>Expenditure Category Total</b>	<b>384.2</b>	<b>398.7</b>
<b>Appropriated</b>		
EV2178-A Hazardous Waste Management (Appropriated)	0.1	0.0
EV2226-A Air Quality Fund (Appropriated)	0.1	0.0
EV2328-A Permit Administration (Appropriated)	0.0	5.0
EV4100-A Water Quality Fee Fund (Appropriated)	0.1	5.0
EV9000-A Indirect Cost Recovery Fund (Appropriated)	234.0	353.7
	<b>234.3</b>	<b>363.7</b>
<b>Non-Appropriated</b>		
EV2271-N Underground Storage Tank Revolving (Non-Appropriated)	119.9	5.0
EV2500-N IGA and ISA Fund (Non-Appropriated)	30.0	30.0
	<b>149.9</b>	<b>35.0</b>
<b>Fund Source Total</b>	<b>384.2</b>	<b>398.7</b>

<b>Employee Retirement Coverage</b>			
<b>Retirement System</b>	<b>FTE</b>	<b>Personal Services</b>	<b>Fund#</b>
Arizona State Retirement System	123.1	7,156.9	EV9000-A
Arizona State Retirement System	4.1	244.7	EV2000-N
Arizona State Retirement System	0.2	15.9	EV2082-A
Arizona State Retirement System	2.9	178.5	EV2178-A
Arizona State Retirement System	1.9	110.5	EV2221-N
Arizona State Retirement System	3.9	296.6	EV2226-A
Arizona State Retirement System	19.2	1,372.7	EV2271-N
Arizona State Retirement System	0.0	0.0	EV2289-A
Arizona State Retirement System	0.8	39.1	EV2328-A
Arizona State Retirement System	2.0	163.3	EV2500-N
Arizona State Retirement System	1.8	129.7	EV3110-A
Arizona State Retirement System	10.5	769.5	EV4100-A

## Program Expenditure Schedule

<b>Agency:</b>	Department of Environmental Quality
<b>Program:</b>	Support

		FY 2020 Actual	FY 2021 Expd. Plan
Arizona State Retirement System	1.6	122.2	EV4150-A

<b>Combined Regular &amp; Elected Positions At/Above FICA Maximum of \$142,800</b>
--

Total FTE	Personal Services	FTE's not eligible for Health, Dental & Life
5.0	736.9	0.0

## Program Summary of Expenditures and Budget Request

<b>Agency:</b>	Department of Environmental Quality
<b>Program:</b>	Air Quality

		FY 2020 Actual	FY 2021 Expd. Plan	FY 2022 Fund. Issue	FY 2022 Total Request
<b>Program Summary</b>					
2-1	Monitoring & Assessment	4,313.6	4,920.8	0.0	4,920.8
2-2	Facility Emissions Control	4,041.7	6,717.4	0.0	6,717.4
2-3	Air Improvement Planning	3,528.9	3,681.1	0.0	3,681.1
2-4	Oil & Gas	186.1	289.8	0.0	289.8
2-5	Vehicle Emissions Control	26,930.0	6,417.2	0.0	6,417.2
2-6	SLI Emissions Control Contractor Payments	0.0	21,119.5	0.0	21,119.5
2-7	SLI Maricopa County Dust Suppression Pilot Progra	200.0	0.0	0.0	0.0
2-8	SLI Nogales Wastewater Project	2,569.3	0.0	0.0	0.0
<b>Program Summary Total:</b>		41,769.6	43,145.8	0.0	43,145.8

<b>Expenditure Categories</b>					
0000	FTE Positions	104.9	99.0	0.0	99.0
6000	Personal Services	5,932.9	6,414.4	0.0	6,414.4
6100	Employee Related Expenses	2,145.5	2,377.4	0.0	2,377.4
6200	Professional and Outside Services	23,916.4	23,300.3	0.0	23,300.3
6500	Travel In-State	170.4	226.2	0.0	226.2
6600	Travel Out of State	25.6	80.5	0.0	80.5
6700	Food	0.0	0.0	0.0	0.0
6800	Aid to Organizations and Individuals	4,947.8	2,518.4	0.0	2,518.4
7000	Other Operating Expenses	893.1	2,729.1	0.0	2,729.1
8000	Equipment	177.2	1,543.3	0.0	1,543.3
8100	Capital Outlay	0.0	0.0	0.0	0.0
8600	Debt Service	0.0	0.0	0.0	0.0
9000	Cost Allocation	3,559.2	3,956.2	0.0	3,956.2
9100	Transfers	1.5	0.0	0.0	0.0
<b>Expenditure Categories Total:</b>		41,769.6	43,145.8	0.0	43,145.8

<b>Fund Source</b>					
<b>Appropriated Funds</b>					
AA1000-A	General Fund (Appropriated)	200.0	0.0	0.0	0.0
EV2082-A	DEQ Emissions Inspection (Appropriated)	27,097.6	26,281.7	0.0	26,281.7
EV2226-A	Air Quality Fund (Appropriated)	5,134.7	4,713.4	0.0	4,713.4
EV2328-A	Permit Administration (Appropriated)	4,023.0	7,156.1	0.0	7,156.1
		36,455.3	38,151.2	0.0	38,151.2
<b>Non-Appropriated Funds</b>					
EV2000-N	Federal Grants Fund (Non-Appropriated)	3,792.4	3,784.6	0.0	3,784.6

## Program Summary of Expenditures and Budget Request

<b>Agency:</b>	Department of Environmental Quality
<b>Program:</b>	Air Quality

	FY 2020 Actual	FY 2021 Expd. Plan	FY 2022 Fund. Issue	FY 2022 Total Request
EV2271-N Underground Storage Tank Revolving (Non-Appro	364.6	10.0	0.0	10.0
EV2365-N Voluntary Vehicle Repair & Retrofit Program (Non	1,078.4	1,200.0	0.0	1,200.0
EV2500-N IGA and ISA Fund (Non-Appropriated)	78.8	0.0	0.0	0.0
	5,314.2	4,994.6	0.0	4,994.6
<b>Fund Source Total:</b>	41,769.6	43,145.8	0.0	43,145.8

## Program Group Summary of Expenditures and Budget Request for Selected Funds

<b>Agency:</b>	Department of Environmental Quality
<b>Program:</b>	Air Quality

	FY 2020 Actual	FY 2021 Expd. Plan	FY 2022 Fund. Issue	FY 2022 Total Request
--	-------------------	-----------------------	------------------------	--------------------------

<b>Fund:</b>	AA1000-A General Fund (Appropriated)
--------------	--------------------------------------

### Program Expenditures

#### COST CENTER/PROGRAM BUDGET UNIT

2-7	SLI Maricopa County Dust Suppression Pilot Prog	200.0	0.0	0.0	0.0
	Total	200.0	0.0	0.0	0.0

### Appropriated Funding

#### Expenditure Categories

Personal Services	0.0	0.0	0.0	0.0
Employee Related Expenses	0.0	0.0	0.0	0.0
Professional and Outside Services	0.0	0.0	0.0	0.0
Travel In-State	0.0	0.0	0.0	0.0
Travel Out of State	0.0	0.0	0.0	0.0
Food	0.0	0.0	0.0	0.0
Aid to Organizations and Individuals	200.0	0.0	0.0	0.0
Other Operating Expenses	0.0	0.0	0.0	0.0
Equipment	0.0	0.0	0.0	0.0
Capital Outlay	0.0	0.0	0.0	0.0
Debt Service	0.0	0.0	0.0	0.0
Cost Allocation	0.0	0.0	0.0	0.0
Transfers	0.0	0.0	0.0	0.0

<b>Expenditure Categories Total:</b>	200.0	0.0	0.0	0.0
--------------------------------------	-------	-----	-----	-----

<b>Fund AA1000-A Total:</b>	200.0	0.0	0.0	0.0
-----------------------------	-------	-----	-----	-----

## Program Group Summary of Expenditures and Budget Request for Selected Funds

<b>Agency:</b>	Department of Environmental Quality
<b>Program:</b>	Air Quality

		FY 2020 Actual	FY 2021 Expd. Plan	FY 2022 Fund. Issue	FY 2022 Total Request
<b>Fund:</b>	<b>EV2000-N Federal Grants Fund (Non-Appropriated)</b>				
<b>Program Expenditures</b>					
	COST CENTER/PROGRAM BUDGET UNIT				
2-1	Monitoring & Assessment	1,970.8	2,027.7	0.0	2,027.7
2-2	Facility Emissions Control	540.3	181.1	0.0	181.1
2-3	Air Improvement Planning	1,281.3	1,530.8	0.0	1,530.8
2-5	Vehicle Emissions Control	0.0	45.0	0.0	45.0
	Total	3,792.4	3,784.6	0.0	3,784.6

### Non-Appropriated Funding

#### Expenditure Categories

FTE Positions	21.8	19.8	0.0	19.8
Personal Services	1,438.3	1,353.6	0.0	1,353.6
Employee Related Expenses	488.9	527.9	0.0	527.9
Professional and Outside Services	397.9	106.3	0.0	106.3
Travel In-State	37.2	50.8	0.0	50.8
Travel Out of State	3.3	14.0	0.0	14.0
Food	0.0	0.0	0.0	0.0
Aid to Organizations and Individuals	507.8	610.7	0.0	610.7
Other Operating Expenses	132.9	126.3	0.0	126.3
Equipment	91.6	148.5	0.0	148.5
Capital Outlay	0.0	0.0	0.0	0.0
Debt Service	0.0	0.0	0.0	0.0
Cost Allocation	694.5	846.5	0.0	846.5
Transfers	0.0	0.0	0.0	0.0
<b>Expenditure Categories Total:</b>	<b>3,792.4</b>	<b>3,784.6</b>	<b>0.0</b>	<b>3,784.6</b>
<b>Fund EV2000-N Total:</b>	<b>3,792.4</b>	<b>3,784.6</b>	<b>0.0</b>	<b>3,784.6</b>

## Program Group Summary of Expenditures and Budget Request for Selected Funds

<b>Agency:</b>	Department of Environmental Quality
<b>Program:</b>	Air Quality

		FY 2020 Actual	FY 2021 Expd. Plan	FY 2022 Fund. Issue	FY 2022 Total Request
<b>Fund:</b>	EV2082-A DEQ Emissions Inspection (Appropriated)				
<b>Program Expenditures</b>					
	COST CENTER/PROGRAM BUDGET UNIT				
2-5	Vehicle Emissions Control	25,828.3	5,162.2	0.0	5,162.2
2-6	SLI Emissions Control Contractor Payments	0.0	21,119.5	0.0	21,119.5
2-8	SLI Nogales Wastewater Project	1,269.3	0.0	0.0	0.0
	Total	27,097.6	26,281.7	0.0	26,281.7

### Appropriated Funding

#### Expenditure Categories

FTE Positions	22.1	20.0	0.0	20.0
Personal Services	960.9	819.8	0.0	819.8
Employee Related Expenses	389.2	330.3	0.0	330.3
Professional and Outside Services	22,217.5	21,336.7	0.0	21,336.7
Travel In-State	19.7	35.0	0.0	35.0
Travel Out of State	6.0	3.5	0.0	3.5
Food	0.0	0.0	0.0	0.0
Aid to Organizations and Individuals	2,221.2	1,907.7	0.0	1,907.7
Other Operating Expenses	136.6	151.8	0.0	151.8
Equipment	0.0	1,179.4	0.0	1,179.4
Capital Outlay	0.0	0.0	0.0	0.0
Debt Service	0.0	0.0	0.0	0.0
Cost Allocation	1,143.9	517.5	0.0	517.5
Transfers	2.6	0.0	0.0	0.0
<b>Expenditure Categories Total:</b>	27,097.6	26,281.7	0.0	26,281.7
<b>Fund EV2082-A Total:</b>	27,097.6	26,281.7	0.0	26,281.7



## Program Group Summary of Expenditures and Budget Request for Selected Funds

<b>Agency:</b>	Department of Environmental Quality
<b>Program:</b>	Air Quality

	FY 2020 Actual	FY 2021 Expd. Plan	FY 2022 Fund. Issue	FY 2022 Total Request
--	-------------------	-----------------------	------------------------	--------------------------

<b>Fund:</b>	EV2226-A Air Quality Fund (Appropriated)
--------------	--

### Program Expenditures

#### COST CENTER/PROGRAM BUDGET UNIT

2-1	Monitoring & Assessment	1,988.3	2,563.5	0.0	2,563.5
2-2	Facility Emissions Control	182.5	347.7	0.0	347.7
2-3	Air Improvement Planning	1,640.6	1,802.2	0.0	1,802.2
2-4	Oil & Gas	0.0	0.0	0.0	0.0
2-5	Vehicle Emissions Control	23.3	0.0	0.0	0.0
2-8	SLI Nogales Wastewater Project	1,300.0	0.0	0.0	0.0
Total		5,134.7	4,713.4	0.0	4,713.4

### Appropriated Funding

#### Expenditure Categories

FTE Positions	23.7	26.3	0.0	26.3
Personal Services	1,651.6	1,939.6	0.0	1,939.6
Employee Related Expenses	600.7	707.6	0.0	707.6
Professional and Outside Services	119.7	345.6	0.0	345.6
Travel In-State	13.7	17.7	0.0	17.7
Travel Out of State	8.0	30.0	0.0	30.0
Food	0.0	0.0	0.0	0.0
Aid to Organizations and Individuals	1,673.0	0.0	0.0	0.0
Other Operating Expenses	285.6	304.4	0.0	304.4
Equipment	2.3	177.2	0.0	177.2
Capital Outlay	0.0	0.0	0.0	0.0
Debt Service	0.0	0.0	0.0	0.0
Cost Allocation	780.1	1,191.3	0.0	1,191.3
Transfers	0.0	0.0	0.0	0.0

<b>Expenditure Categories Total:</b>	5,134.7	4,713.4	0.0	4,713.4
--------------------------------------	---------	---------	-----	---------

<b>Fund EV2226-A Total:</b>	5,134.7	4,713.4	0.0	4,713.4
-----------------------------	---------	---------	-----	---------

## Program Group Summary of Expenditures and Budget Request for Selected Funds

<b>Agency:</b>	Department of Environmental Quality
<b>Program:</b>	Air Quality

	FY 2020 Actual	FY 2021 Expd. Plan	FY 2022 Fund. Issue	FY 2022 Total Request
--	-------------------	-----------------------	------------------------	--------------------------

<b>Fund:</b>	EV2271-N Underground Storage Tank Revolving (Non-Appropriated)
--------------	--

### Program Expenditures

#### COST CENTER/PROGRAM BUDGET UNIT

2-3	Air Improvement Planning	345.8	0.0	0.0	0.0
2-4	Oil & Gas	18.8	0.0	0.0	0.0
2-5	Vehicle Emissions Control	0.0	10.0	0.0	10.0
Total		364.6	10.0	0.0	10.0

### Non-Appropriated Funding

#### Expenditure Categories

Personal Services	0.0	0.0	0.0	0.0
Employee Related Expenses	0.0	0.0	0.0	0.0
Professional and Outside Services	18.7	10.0	0.0	10.0
Travel In-State	0.1	0.0	0.0	0.0
Travel Out of State	0.0	0.0	0.0	0.0
Food	0.0	0.0	0.0	0.0
Aid to Organizations and Individuals	345.8	0.0	0.0	0.0
Other Operating Expenses	0.0	0.0	0.0	0.0
Equipment	0.0	0.0	0.0	0.0
Capital Outlay	0.0	0.0	0.0	0.0
Debt Service	0.0	0.0	0.0	0.0
Cost Allocation	0.0	0.0	0.0	0.0
Transfers	0.0	0.0	0.0	0.0

<b>Expenditure Categories Total:</b>	364.6	10.0	0.0	10.0
--------------------------------------	-------	------	-----	------

<b>Fund EV2271-N Total:</b>	364.6	10.0	0.0	10.0
-----------------------------	-------	------	-----	------

## Program Group Summary of Expenditures and Budget Request for Selected Funds

<b>Agency:</b>	Department of Environmental Quality
<b>Program:</b>	Air Quality

		FY 2020 Actual	FY 2021 Expd. Plan	FY 2022 Fund. Issue	FY 2022 Total Request
<b>Fund:</b>	<b>EV2328-A Permit Administration (Appropriated)</b>				
<b>Program Expenditures</b>					
	COST CENTER/PROGRAM BUDGET UNIT				
2-1	Monitoring & Assessment	354.5	329.6	0.0	329.6
2-2	Facility Emissions Control	3,318.9	6,188.6	0.0	6,188.6
2-3	Air Improvement Planning	182.4	348.1	0.0	348.1
2-4	Oil & Gas	167.2	289.8	0.0	289.8
	Total	4,023.0	7,156.1	0.0	7,156.1

### Appropriated Funding

#### Expenditure Categories

FTE Positions	37.4	32.9	0.0	32.9
Personal Services	1,882.1	2,301.4	0.0	2,301.4
Employee Related Expenses	666.7	811.6	0.0	811.6
Professional and Outside Services	109.3	301.7	0.0	301.7
Travel In-State	99.6	122.7	0.0	122.7
Travel Out of State	8.3	33.0	0.0	33.0
Food	0.0	0.0	0.0	0.0
Aid to Organizations and Individuals	0.0	0.0	0.0	0.0
Other Operating Expenses	271.8	2,146.6	0.0	2,146.6
Equipment	83.3	38.2	0.0	38.2
Capital Outlay	0.0	0.0	0.0	0.0
Debt Service	0.0	0.0	0.0	0.0
Cost Allocation	903.0	1,400.9	0.0	1,400.9
Transfers	(1.1)	0.0	0.0	0.0

<b>Expenditure Categories Total:</b>	4,023.0	7,156.1	0.0	7,156.1
--------------------------------------	---------	---------	-----	---------

<b>Fund EV2328-A Total:</b>	4,023.0	7,156.1	0.0	7,156.1
-----------------------------	---------	---------	-----	---------

## Program Group Summary of Expenditures and Budget Request for Selected Funds

<b>Agency:</b>	Department of Environmental Quality
<b>Program:</b>	Air Quality

	FY 2020 Actual	FY 2021 Expd. Plan	FY 2022 Fund. Issue	FY 2022 Total Request
--	-------------------	-----------------------	------------------------	--------------------------

<b>Fund:</b>	EV2365-N Voluntary Vehicle Repair & Retrofit Program (Non-Appropriated)
--------------	---

### Program Expenditures

#### COST CENTER/PROGRAM BUDGET UNIT

2-5	Vehicle Emissions Control	1,078.4	1,200.0	0.0	1,200.0
	Total	1,078.4	1,200.0	0.0	1,200.0

### Non-Appropriated Funding

#### Expenditure Categories

Personal Services	0.0	0.0	0.0	0.0
Employee Related Expenses	0.0	0.0	0.0	0.0
Professional and Outside Services	974.5	1,200.0	0.0	1,200.0
Travel In-State	0.0	0.0	0.0	0.0
Travel Out of State	0.0	0.0	0.0	0.0
Food	0.0	0.0	0.0	0.0
Aid to Organizations and Individuals	0.0	0.0	0.0	0.0
Other Operating Expenses	66.2	0.0	0.0	0.0
Equipment	0.0	0.0	0.0	0.0
Capital Outlay	0.0	0.0	0.0	0.0
Debt Service	0.0	0.0	0.0	0.0
Cost Allocation	37.7	0.0	0.0	0.0
Transfers	0.0	0.0	0.0	0.0

<b>Expenditure Categories Total:</b>	1,078.4	1,200.0	0.0	1,200.0
--------------------------------------	---------	---------	-----	---------

<b>Fund EV2365-N Total:</b>	1,078.4	1,200.0	0.0	1,200.0
-----------------------------	---------	---------	-----	---------

## Program Group Summary of Expenditures and Budget Request for Selected Funds

<b>Agency:</b>	Department of Environmental Quality
<b>Program:</b>	Air Quality

	FY 2020 Actual	FY 2021 Expd. Plan	FY 2022 Fund. Issue	FY 2022 Total Request
--	-------------------	-----------------------	------------------------	--------------------------

<b>Fund:</b>	EV2500-N IGA and ISA Fund (Non-Appropriated)
--------------	--

### Program Expenditures

COST CENTER/PROGRAM BUDGET UNIT

2-3	Air Improvement Planning	78.8	0.0	0.0	0.0
	Total	78.8	0.0	0.0	0.0

### Non-Appropriated Funding

#### Expenditure Categories

Personal Services	0.0	0.0	0.0	0.0
Employee Related Expenses	0.0	0.0	0.0	0.0
Professional and Outside Services	78.8	0.0	0.0	0.0
Travel In-State	0.0	0.0	0.0	0.0
Travel Out of State	0.0	0.0	0.0	0.0
Food	0.0	0.0	0.0	0.0
Aid to Organizations and Individuals	0.0	0.0	0.0	0.0
Other Operating Expenses	0.0	0.0	0.0	0.0
Equipment	0.0	0.0	0.0	0.0
Capital Outlay	0.0	0.0	0.0	0.0
Debt Service	0.0	0.0	0.0	0.0
Cost Allocation	0.0	0.0	0.0	0.0
Transfers	0.0	0.0	0.0	0.0

<b>Expenditure Categories Total:</b>	78.8	0.0	0.0	0.0
--------------------------------------	------	-----	-----	-----

<b>Fund EV2500-N Total:</b>	78.8	0.0	0.0	0.0
-----------------------------	------	-----	-----	-----

<b>Program 2 Total:</b>	41,769.6	43,145.8	0.0	43,145.8
-------------------------	----------	----------	-----	----------

## Program Budget Unit Summary of Expenditures and Budget Request for All Funds

<b>Agency:</b>	Department of Environmental Quality
<b>Program:</b>	Monitoring & Assessment

Expenditure Categories		FY 2020	FY 2021	FY 2022	FY 2022
		Actual	Expd. Plan	Fund. Issue	Total Request
0000	FTE	23.7	25.7	0.0	25.7
6000	Personal Services	1,621.8	1,785.1	0.0	1,785.1
6100	Employee Related Expenses	599.7	688.6	0.0	688.6
6200	Professional and Outside Services	252.1	263.3	0.0	263.3
6500	Travel In-State	39.2	48.7	0.0	48.7
6600	Travel Out of State	1.6	23.5	0.0	23.5
6700	Food	0.0	0.0	0.0	0.0
6800	Aid to Organizations and Individuals	502.7	319.2	0.0	319.2
7000	Other Operating Expenses	314.0	335.9	0.0	335.9
8000	Equipment	173.5	343.5	0.0	343.5
8100	Capital Outlay	0.0	0.0	0.0	0.0
8600	Debt Service	0.0	0.0	0.0	0.0
9000	Cost Allocation	809.0	1,113.0	0.0	1,113.0
9100	Transfers	0.0	0.0	0.0	0.0
<b>Expenditure Categories Total:</b>		4,313.6	4,920.8	0.0	4,920.8
<b>Fund Source</b>					
<b>Appropriated Funds</b>					
EV2226-A	Air Quality Fund (Appropriated)	1,988.3	2,563.5	0.0	2,563.5
EV2328-A	Permit Administration (Appropriated)	354.5	329.6	0.0	329.6
		2,342.8	2,893.1	0.0	2,893.1
<b>Non-Appropriated Funds</b>					
EV2000-N	Federal Grants Fund (Non-Appropriated)	1,970.8	2,027.7	0.0	2,027.7
		1,970.8	2,027.7	0.0	2,027.7
<b>Fund Source Total:</b>		4,313.6	4,920.8	0.0	4,920.8

## Program Budget Unit Summary of Expenditures and Budget Request for Selected Funds

**Agency:** Department of Environmental Quality

FY 2020 Actual	FY 2021 Expd. Plan	FY 2022 Fund. Issue	FY 2022 Total Request
-------------------	-----------------------	------------------------	--------------------------

**Program:** Monitoring & Assessment

**Fund:** EV2000-N Federal Grants Fund

**Non-Appropriated**

0000 FTE	10.5	9.5	0.0	9.5
6000 Personal Services	672.2	645.5	0.0	645.5
6100 Employee Related Expenses	235.9	251.8	0.0	251.8
6200 Professional and Outside Services	188.1	106.3	0.0	106.3
6500 Travel In-State	36.5	45.8	0.0	45.8
6600 Travel Out of State	1.1	8.5	0.0	8.5
6700 Food	0.0	0.0	0.0	0.0
6800 Aid to Organizations and Individuals	290.7	319.2	0.0	319.2
7000 Other Operating Expenses	102.1	98.5	0.0	98.5
8000 Equipment	91.6	148.5	0.0	148.5
8100 Capital Outlay	0.0	0.0	0.0	0.0
8600 Debt Service	0.0	0.0	0.0	0.0
9000 Cost Allocation	352.6	403.6	0.0	403.6
9100 Transfers	0.0	0.0	0.0	0.0

<b>Non-Appropriated Total:</b>	1,970.8	2,027.7	0.0	2,027.7
--------------------------------	---------	---------	-----	---------

<b>Fund Total:</b>	1,970.8	2,027.7	0.0	2,027.7
--------------------	---------	---------	-----	---------

**Fund:** EV2226-A Air Quality Fund

**Appropriated**

0000 FTE	10.6	13.9	0.0	13.9
6000 Personal Services	837.0	1,014.8	0.0	1,014.8
6100 Employee Related Expenses	322.0	390.3	0.0	390.3
6200 Professional and Outside Services	42.0	141.3	0.0	141.3
6500 Travel In-State	2.4	2.7	0.0	2.7
6600 Travel Out of State	0.5	15.0	0.0	15.0
6700 Food	0.0	0.0	0.0	0.0
6800 Aid to Organizations and Individuals	212.0	0.0	0.0	0.0
7000 Other Operating Expenses	174.8	197.1	0.0	197.1
8000 Equipment	2.0	170.0	0.0	170.0
8100 Capital Outlay	0.0	0.0	0.0	0.0

## Program Budget Unit Summary of Expenditures and Budget Request for Selected Funds

<b>Agency:</b> Department of Environmental Quality					
		<b>FY 2020</b>	<b>FY 2021</b>	<b>FY 2022</b>	<b>FY 2022</b>
		<b>Actual</b>	<b>Expd. Plan</b>	<b>Fund. Issue</b>	<b>Total Request</b>
<b>Program:</b> Monitoring & Assessment					
<b>Fund:</b> EV2226-A Air Quality Fund					
<b>Appropriated</b>					
8600	Debt Service	0.0	0.0	0.0	0.0
9000	Cost Allocation	395.6	632.3	0.0	632.3
9100	Transfers	0.0	0.0	0.0	0.0
<b>Appropriated Total:</b>		1,988.3	2,563.5	0.0	2,563.5
<b>Fund Total:</b>		1,988.3	2,563.5	0.0	2,563.5
<b>Fund:</b> EV2328-A Permit Administration					
<b>Appropriated</b>					
0000	FTE	2.6	2.3	0.0	2.3
6000	Personal Services	112.6	124.8	0.0	124.8
6100	Employee Related Expenses	41.8	46.5	0.0	46.5
6200	Professional and Outside Services	22.0	15.7	0.0	15.7
6500	Travel In-State	0.3	0.2	0.0	0.2
6600	Travel Out of State	0.0	0.0	0.0	0.0
6700	Food	0.0	0.0	0.0	0.0
6800	Aid to Organizations and Individuals	0.0	0.0	0.0	0.0
7000	Other Operating Expenses	37.1	40.3	0.0	40.3
8000	Equipment	79.9	25.0	0.0	25.0
8100	Capital Outlay	0.0	0.0	0.0	0.0
8600	Debt Service	0.0	0.0	0.0	0.0
9000	Cost Allocation	60.8	77.1	0.0	77.1
9100	Transfers	0.0	0.0	0.0	0.0
<b>Appropriated Total:</b>		354.5	329.6	0.0	329.6
<b>Fund Total:</b>		354.5	329.6	0.0	329.6
<b>Program Total For Selected Funds:</b>		4,313.6	4,920.8	0.0	4,920.8



## Program Expenditure Schedule

<b>Agency:</b>	<b>Department of Environmental Quality</b>
<b>Program:</b>	<b>Monitoring &amp; Assessment</b>

	<b>FY 2020 Actual</b>	<b>FY 2021 Expd. Plan</b>
FTE	23.7	25.7
<b>Expenditure Category Total</b>	<b>23.7</b>	<b>25.7</b>
<b>Appropriated</b>		
EV2226-A Air Quality Fund (Appropriated)	10.6	13.9
EV2328-A Permit Administration (Appropriated)	2.6	2.3
	<b>13.2</b>	<b>16.2</b>
<b>Non-Appropriated</b>		
EV2000-N Federal Grants Fund (Non-Appropriated)	10.5	9.5
	<b>10.5</b>	<b>9.5</b>
<b>Fund Source Total</b>	<b>23.7</b>	<b>25.7</b>
<hr/>		
Personal Services	1,621.8	1,785.1
Boards and Commissions	0.0	0.0
<b>Expenditure Category Total</b>	<b>1,621.8</b>	<b>1,785.1</b>
<b>Appropriated</b>		
EV2226-A Air Quality Fund (Appropriated)	837.0	1,014.8
EV2328-A Permit Administration (Appropriated)	112.6	124.8
	<b>949.6</b>	<b>1,139.6</b>
<b>Non-Appropriated</b>		
EV2000-N Federal Grants Fund (Non-Appropriated)	672.2	645.5
	<b>672.2</b>	<b>645.5</b>
<b>Fund Source Total</b>	<b>1,621.8</b>	<b>1,785.1</b>
<hr/>		
Employee Related Expenses	599.7	688.6
<b>Expenditure Category Total</b>	<b>599.7</b>	<b>688.6</b>
<b>Appropriated</b>		
EV2226-A Air Quality Fund (Appropriated)	322.0	390.3
EV2328-A Permit Administration (Appropriated)	41.8	46.5
	<b>363.8</b>	<b>436.8</b>
<b>Non-Appropriated</b>		
EV2000-N Federal Grants Fund (Non-Appropriated)	235.9	251.8
	<b>235.9</b>	<b>251.8</b>
<b>Fund Source Total</b>	<b>599.7</b>	<b>688.6</b>
<hr/>		
Professional and Outside Services		263.3
External Prof/Outside Serv Budg And Appn	0.0	
External Investment Services	0.0	
Other External Financial Services	0.0	
Attorney General Legal Services	0.0	
External Legal Services	0.0	
External Engineer/Architect Cost - Exp	0.0	
External Engineer/Architect Cost- Cap	0.0	
Other Design	0.0	
Temporary Agency Services	0.0	
Hospital Services	0.0	
Other Medical Services	0.0	
Institutional Care	0.0	
Education And Training	0.4	
Vendor Travel	0.0	
Professional & Outside Services Excluded from Cost Alloca	0.0	

## Program Expenditure Schedule

<b>Agency:</b>	<b>Department of Environmental Quality</b>
<b>Program:</b>	<b>Monitoring &amp; Assessment</b>

	<b>FY 2020 Actual</b>	<b>FY 2021 Expd. Plan</b>
Vendor Travel - Non Reportable	0.0	
External Telecom Consulting Services	0.0	
Costs related to those in custody of the State	0.0	
Non - Confidential Specialist Fees	0.0	
Confidential Specialist Fees	0.0	
Outside Actuarial Costs	0.0	
Other Professional And Outside Services	251.7	
<b>Expenditure Category Total</b>	<b>252.1</b>	<b>263.3</b>
<b>Appropriated</b>		
EV2226-A Air Quality Fund (Appropriated)	42.0	141.3
EV2328-A Permit Administration (Appropriated)	22.0	15.7
	<b>64.0</b>	<b>157.0</b>
<b>Non-Appropriated</b>		
EV2000-N Federal Grants Fund (Non-Appropriated)	188.1	106.3
	<b>188.1</b>	<b>106.3</b>
<b>Fund Source Total</b>	<b>252.1</b>	<b>263.3</b>
<hr/>		
Travel In-State	39.2	48.7
<b>Expenditure Category Total</b>	<b>39.2</b>	<b>48.7</b>
<b>Appropriated</b>		
EV2226-A Air Quality Fund (Appropriated)	2.4	2.7
EV2328-A Permit Administration (Appropriated)	0.3	0.2
	<b>2.7</b>	<b>2.9</b>
<b>Non-Appropriated</b>		
EV2000-N Federal Grants Fund (Non-Appropriated)	36.5	45.8
	<b>36.5</b>	<b>45.8</b>
<b>Fund Source Total</b>	<b>39.2</b>	<b>48.7</b>
<hr/>		
Travel Out of State	1.6	23.5
<b>Expenditure Category Total</b>	<b>1.6</b>	<b>23.5</b>
<b>Appropriated</b>		
EV2226-A Air Quality Fund (Appropriated)	0.5	15.0
	<b>0.5</b>	<b>15.0</b>
<b>Non-Appropriated</b>		
EV2000-N Federal Grants Fund (Non-Appropriated)	1.1	8.5
	<b>1.1</b>	<b>8.5</b>
<b>Fund Source Total</b>	<b>1.6</b>	<b>23.5</b>
<hr/>		
Food	0.0	0.0
<b>Expenditure Category Total</b>	<b>0.0</b>	<b>0.0</b>
<hr/>		
Aid to Organizations and Individuals	502.7	319.2

## Program Expenditure Schedule

<b>Agency:</b>	<b>Department of Environmental Quality</b>
<b>Program:</b>	<b>Monitoring &amp; Assessment</b>

	<b>FY 2020 Actual</b>	<b>FY 2021 Expd. Plan</b>
<b>Expenditure Category Total</b>	<b>502.7</b>	<b>319.2</b>
<b>Appropriated</b>		
EV2226-A Air Quality Fund (Appropriated)	212.0	0.0
	<b>212.0</b>	<b>0.0</b>
<b>Non-Appropriated</b>		
EV2000-N Federal Grants Fund (Non-Appropriated)	290.7	319.2
	<b>290.7</b>	<b>319.2</b>
<b>Fund Source Total</b>	<b>502.7</b>	<b>319.2</b>

Other Operating Expenses		335.9
Other Operating Expenditures Budg Approp	0.0	
Other Operating Expenditures Excluded from Cost Allocati	0.0	
Risk Management Charges To State Agency	0.0	
Risk Management Deductible - Indemnity	0.0	
Risk Management Deductible - Legal	0.0	
Risk Management Deductible - Medical	0.0	
Risk Management Deductible - Other	0.0	
Gen Liab- Non Physical-Taxable- Self Ins	0.0	
Gross Proceeds Payments To Attorneys	0.0	
General Liability- Non-Taxable- Self Ins	0.0	
Medical Malpractice - Self-Insured	0.0	
Automobile Liability - Self Insured	0.0	
General Property Damage - Self- Insured	0.0	
Automobile Physical Damage-Self Insured	0.0	
Liability Insurance Premiums	0.0	
Property Insurance Premiums	0.0	
Workers Compensation Benefit Payments	0.0	
Self Insurance - Administrative Fees	0.0	
Self Insurance - Premiums	0.0	
Self Insurance - Claim Payments	0.0	
Self Insurance - Pharmacy Claims	0.0	
Premium Tax On Altcs	0.0	
Other Insurance-Related Charges	0.0	
Internal Service Data Processing	0.0	
Internal Service Data Proc- Pc/Lan	0.0	
External Programming-Mainframe/Legacy	0.0	
External Programming- Pc/Lan/Serv/Web	0.0	
External Data Entry	0.0	
Othr External Data Proc-Mainframe/Legacy	0.0	
Othr External Data Proc-Pc/Lan/Serv/Web	0.0	
Pmt for AFIS Development & Usage	0.0	
Internal Service Telecommunications	0.0	
External Telecom Long Distance-In-State	46.4	
External Telecom Long Distance-Out-State	0.0	
Other External Telecommunication Service	0.0	
Electricity	16.6	
Sanitation Waste Disposal	0.0	
Water	0.0	
Gas And Fuel Oil For Buildings	0.0	
Other Utilities	0.0	
Building Rent Charges To State Agencies	0.0	

## Program Expenditure Schedule

<b>Agency:</b>	<b>Department of Environmental Quality</b>
<b>Program:</b>	<b>Monitoring &amp; Assessment</b>

	<u>FY 2020 Actual</u>	<u>FY 2021 Expd. Plan</u>
Priv Lease To Own Bld Rent Chrgs To Agy	0.0	
Cert Of Part Bld Rent Chrgs To Agy	126.1	
Rental Of Land And Buildings	(1.0)	
Rental Of Computer Equipment	0.0	
Rental Of Other Machinery And Equipment	0.0	
Miscellaneous Rent	0.0	
Interest On Overdue Payments	0.2	
All Other Interest Payments	0.0	
Internal Acct/Budg/Financial Svcs	0.0	
Other Internal Services	0.0	
Repair And Maintenance - Buildings	0.3	
Repair And Maintenance - Vehicles	0.4	
Repair And Maint - Mainframe And Legacy	0.1	
Repair And Maint-Pc/Lan/Serv/Web	0.0	
Repair And Maintenance - Other Equipment	4.7	
Other Repair And Maintenance	0.4	
Software Support And Maintenance	24.8	
Uniforms	0.1	
Inmate Clothing	0.0	
Security Supplies	0.0	
Office Supplies	0.6	
Computer Supplies	0.0	
Housekeeping Supplies	0.0	
Bedding And Bath Supplies	0.0	
Drugs And Medicine Supplies	0.0	
Medical Supplies	0.0	
Dental Supplies	0.0	
Automotive And Transportation Fuels	0.0	
Automotive Lubricants And Supplies	0.0	
Rpr And Maint Supplies-Not Auto Or Build	0.0	
Repair And Maintenance Supplies-Building	0.0	
Other Operating Supplies	66.7	
Publications	0.0	
Aggregate Withheld Or Paid Commissions	0.0	
Lottery Prizes	0.0	
Lottery Distribution Costs	0.0	
Material for Further Processing	0.0	
Other Resale Supplies	0.0	
Loss On Sales Of Capital Assets	0.0	
Loss on Sales of Investments	0.0	
Employee Tuition Reimbursement-Graduate	0.0	
Employee Tuition Reimb Under-Grad/Other	2.0	
Conference Registration-Attendance Fees	0.2	
Other Education And Training Costs	0.0	
Advertising	0.0	
Sponsorships	0.0	
Internal Printing	0.0	
External Printing	2.9	
Photography	0.0	
Postage And Delivery	5.1	
Document shredding and Destruction Services	0.2	

## Program Expenditure Schedule

<b>Agency:</b>	<b>Department of Environmental Quality</b>
<b>Program:</b>	<b>Monitoring &amp; Assessment</b>

	<b>FY 2020 Actual</b>	<b>FY 2021 Expd. Plan</b>
Translation and Sign Language Services	0.0	
Distribution To State Universities	0.0	
Other Intrastate Distributions	0.0	
Awards	0.0	
Entertainment And Promotional Items	0.0	
Dues	12.1	
Books- Subscriptions And Publications	5.1	
Costs For Digital Image Or Microfilm	0.0	
Revolving Fund Advances	0.0	
Credit Card Fees Over Approved Limit	0.0	
Relief Bill Expenditures	0.0	
Surplus Property Distr To State Agencies	0.0	
Security Services	0.0	
Judgments - Damages	0.0	
ICA Payments to Claimants Confidential	0.0	
Jdgmnt-Confidential Restitution To Indiv	0.0	
Judgments - Non-Confidential Restitution	0.0	
Judgments - Punitive And Compensatory	0.0	
Pmts Made to Resolve/Disputes/Avoid Costs of Litigation	0.0	
Pmts For Contracted State Inmate Labor	0.0	
Payments To State Inmates	0.0	
Bad Debt Expense	0.0	
Interview Expense	0.0	
Employee Relocations-Nontaxable	0.0	
Employee Relocations-Taxable	0.0	
Non-Confidential Invest/Legal/Law Enf	0.0	
Conf/Sensitive Invest/Legal/Undercover	0.0	
Fingerprinting, Background Checks, Etc.	0.0	
Other Miscellaneous Operating	0.0	
<b>Expenditure Category Total</b>	<b>314.0</b>	<b>335.9</b>
<b>Appropriated</b>		
EV2226-A Air Quality Fund (Appropriated)	174.8	197.1
EV2328-A Permit Administration (Appropriated)	37.1	40.3
	<b>211.9</b>	<b>237.4</b>
<b>Non-Appropriated</b>		
EV2000-N Federal Grants Fund (Non-Appropriated)	102.1	98.5
	<b>102.1</b>	<b>98.5</b>
<b>Fund Source Total</b>	<b>314.0</b>	<b>335.9</b>
Current Year Expenditures		343.5
Capital Equipment Budget And Approp	0.0	
Vehicles Capital Purchase	0.0	
Vehicles Capital Leases	0.0	
Furniture Capital Purchase	0.0	
Depreciable Works Of Art & Hist Treas/Coll Capital Purcha	0.0	
Non Depr Works Of Art & Hist Treas/Coll Cap Purchase	0.0	
Furniture Capital Leases	0.0	
Computer Equipment Capital Purchase	0.0	
Computer Equipment Capital Lease	0.0	
Telecommunication Equip-Capital Purchase	0.0	
Telecommunication Equip-Capital Lease	0.0	

## Program Expenditure Schedule

<b>Agency:</b>	<b>Department of Environmental Quality</b>
<b>Program:</b>	<b>Monitoring &amp; Assessment</b>

	<b>FY 2020 Actual</b>	<b>FY 2021 Expd. Plan</b>
Other Equipment Capital Purchase	161.6	
Other Equipment Capital Leases	0.0	
Purchased Or Licensed Software-Website	0.0	
Internally Generated Software-Website	0.0	
Development in Progress	0.0	
Right-Of-Way/Easement/Extraction Rights	0.0	
Oth Int Assets purchased, licensed or internally generate	0.0	
Other intangible assets acquired by capital lease	0.0	
Other Capital Asset Purchases	0.0	
Leasehold Improvement-Capital Purchase	0.0	
Other Capital Asset Leases	0.0	
Non-Capital Equip Budget And Approp	0.0	
Vehicles Non-Capital Purchase	0.0	
Vehicles Non-Capital Leases	0.0	
Furniture Non-Capital Purchase	0.0	
Works Of Art And Hist Treas-Non Capital	0.0	
Furniture Non-Capital Leases	0.0	
Computer Equipment Non-Capital Purchase	0.0	
Computer Equipment Non-Capital Lease	0.0	
Telecomm Equip Non-Capital Purchase	0.0	
Telecomm Equip Non-Capital Leases	0.0	
Other Equipment Non-Capital Purchase	11.9	
Weapons Non-Capital Purchase	0.0	
Other Equipment Non-Capital Lease	0.0	
Purchased Or Licensed Software/Website	0.0	
Internally Generated Software/Website	0.0	
LICENSES AND PERMITS	0.0	
Right-Of-Way/Easement/Extraction Exp	0.0	
Other Intangible Assets - Purchased, Licensed or Internall	0.0	
Noncapital Software/Web By Capital Lease	0.0	
Other Intangible Assets Acquired by Capital Lease	0.0	
Other Long Lived Tangible Assets to be Expenses	0.0	
Non-Capital Equipment Excluded from Cost Allocation	0.0	
<b>Expenditure Category Total</b>	<b>173.5</b>	<b>343.5</b>
<b>Appropriated</b>		
EV2226-A Air Quality Fund (Appropriated)	2.0	170.0
EV2328-A Permit Administration (Appropriated)	79.9	25.0
	<b>81.9</b>	<b>195.0</b>
<b>Non-Appropriated</b>		
EV2000-N Federal Grants Fund (Non-Appropriated)	91.6	148.5
	<b>91.6</b>	<b>148.5</b>
<b>Fund Source Total</b>	<b>173.5</b>	<b>343.5</b>
Capital Outlay	0.0	0.0
<b>Expenditure Category Total</b>	<b>0.0</b>	<b>0.0</b>
Debt Service	0.0	0.0
<b>Expenditure Category Total</b>	<b>0.0</b>	<b>0.0</b>
Cost Allocation	809.0	1,113.0

## Program Expenditure Schedule

<b>Agency:</b>	Department of Environmental Quality
<b>Program:</b>	Monitoring & Assessment

	<u>FY 2020 Actual</u>	<u>FY 2021 Expd. Plan</u>
<b>Expenditure Category Total</b>	<b>809.0</b>	<b>1,113.0</b>
<b>Appropriated</b>		
EV2226-A Air Quality Fund (Appropriated)	395.6	632.3
EV2328-A Permit Administration (Appropriated)	60.8	77.1
	<b>456.4</b>	<b>709.4</b>
<b>Non-Appropriated</b>		
EV2000-N Federal Grants Fund (Non-Appropriated)	352.6	403.6
	<b>352.6</b>	<b>403.6</b>
<b>Fund Source Total</b>	<b>809.0</b>	<b>1,113.0</b>

Transfers	0.0	0.0
<b>Expenditure Category Total</b>	<b>0.0</b>	<b>0.0</b>
<b>Appropriated</b>		
EV2226-A Air Quality Fund (Appropriated)	0.0	0.0
	<b>0.0</b>	<b>0.0</b>
<b>Fund Source Total</b>	<b>0.0</b>	<b>0.0</b>

<b>Employee Retirement Coverage</b>			
<b>Retirement System</b>	<b>FTE</b>	<b>Personal Services</b>	<b>Fund#</b>
Arizona State Retirement System	9.6	645.5	EV2000-N
Arizona State Retirement System	13.9	1,014.8	EV2226-A
Arizona State Retirement System	2.3	124.8	EV2289-A

### Combined Regular & Elected Positions At/Above FICA Maximum of \$142,800

<b>Total FTE</b>	<b>Personal Services</b>	<b>FTE's not eligible for Health, Dental &amp; Life</b>
0.0	0.0	0.0

## Program Budget Unit Summary of Expenditures and Budget Request for All Funds

<b>Agency:</b>	Department of Environmental Quality
<b>Program:</b>	Facility Emissions Control

Expenditure Categories		FY 2020	FY 2021	FY 2022	FY 2022
		Actual	Expd. Plan	Fund. Issue	Total Request
0000	FTE	32.9	30.1	0.0	30.1
6000	Personal Services	1,785.6	2,129.7	0.0	2,129.7
6100	Employee Related Expenses	636.3	764.6	0.0	764.6
6200	Professional and Outside Services	243.0	246.0	0.0	246.0
6500	Travel In-State	110.0	137.0	0.0	137.0
6600	Travel Out of State	9.3	40.0	0.0	40.0
6700	Food	0.0	0.0	0.0	0.0
6800	Aid to Organizations and Individuals	183.4	0.0	0.0	0.0
7000	Other Operating Expenses	222.1	2,080.4	0.0	2,080.4
8000	Equipment	3.4	17.2	0.0	17.2
8100	Capital Outlay	0.0	0.0	0.0	0.0
8600	Debt Service	0.0	0.0	0.0	0.0
9000	Cost Allocation	849.7	1,302.5	0.0	1,302.5
9100	Transfers	(1.1)	0.0	0.0	0.0
<b>Expenditure Categories Total:</b>		4,041.7	6,717.4	0.0	6,717.4
<b>Fund Source</b>					
<b>Appropriated Funds</b>					
EV2226-A	Air Quality Fund (Appropriated)	182.5	347.7	0.0	347.7
EV2328-A	Permit Administration (Appropriated)	3,318.9	6,188.6	0.0	6,188.6
		3,501.4	6,536.3	0.0	6,536.3
<b>Non-Appropriated Funds</b>					
EV2000-N	Federal Grants Fund (Non-Appropriated)	540.3	181.1	0.0	181.1
		540.3	181.1	0.0	181.1
<b>Fund Source Total:</b>		4,041.7	6,717.4	0.0	6,717.4



## Program Budget Unit Summary of Expenditures and Budget Request for Selected Funds

**Agency:** Department of Environmental Quality

FY 2020 Actual	FY 2021 Expd. Plan	FY 2022 Fund. Issue	FY 2022 Total Request
-------------------	-----------------------	------------------------	--------------------------

**Program:** Facility Emissions Control

**Fund:** EV2000-N Federal Grants Fund

**Non-Appropriated**

0000	FTE	2.2	1.5	0.0	1.5
6000	Personal Services	93.4	85.2	0.0	85.2
6100	Employee Related Expenses	31.2	33.2	0.0	33.2
6200	Professional and Outside Services	183.0	0.0	0.0	0.0
6500	Travel In-State	0.1	2.0	0.0	2.0
6600	Travel Out of State	0.6	5.0	0.0	5.0
6700	Food	0.0	0.0	0.0	0.0
6800	Aid to Organizations and Individuals	183.4	0.0	0.0	0.0
7000	Other Operating Expenses	6.0	2.4	0.0	2.4
8000	Equipment	0.0	0.0	0.0	0.0
8100	Capital Outlay	0.0	0.0	0.0	0.0
8600	Debt Service	0.0	0.0	0.0	0.0
9000	Cost Allocation	42.6	53.3	0.0	53.3
9100	Transfers	0.0	0.0	0.0	0.0

<b>Non-Appropriated Total:</b>		540.3	181.1	0.0	181.1
--------------------------------	--	-------	-------	-----	-------

<b>Fund Total:</b>		540.3	181.1	0.0	181.1
--------------------	--	-------	-------	-----	-------

**Fund:** EV2226-A Air Quality Fund

**Appropriated**

0000	FTE	1.3	1.4	0.0	1.4
6000	Personal Services	84.8	124.9	0.0	124.9
6100	Employee Related Expenses	32.9	48.4	0.0	48.4
6200	Professional and Outside Services	0.0	60.0	0.0	60.0
6500	Travel In-State	10.8	15.0	0.0	15.0
6600	Travel Out of State	0.7	5.0	0.0	5.0
6700	Food	0.0	0.0	0.0	0.0
6800	Aid to Organizations and Individuals	0.0	0.0	0.0	0.0
7000	Other Operating Expenses	10.8	12.4	0.0	12.4
8000	Equipment	0.0	4.0	0.0	4.0
8100	Capital Outlay	0.0	0.0	0.0	0.0

## Program Budget Unit Summary of Expenditures and Budget Request for Selected Funds

<b>Agency:</b> Department of Environmental Quality					
		<b>FY 2020</b>	<b>FY 2021</b>	<b>FY 2022</b>	<b>FY 2022</b>
		<b>Actual</b>	<b>Expd. Plan</b>	<b>Fund. Issue</b>	<b>Total Request</b>
<b>Program:</b> Facility Emissions Control					
<b>Fund:</b> EV2226-A Air Quality Fund					
<b>Appropriated</b>					
8600	Debt Service	0.0	0.0	0.0	0.0
9000	Cost Allocation	42.5	78.0	0.0	78.0
9100	Transfers	0.0	0.0	0.0	0.0
<b>Appropriated Total:</b>		182.5	347.7	0.0	347.7
<b>Fund Total:</b>		182.5	347.7	0.0	347.7
<b>Fund:</b> EV2328-A Permit Administration					
<b>Appropriated</b>					
0000	FTE	29.5	27.2	0.0	27.2
6000	Personal Services	1,607.4	1,919.6	0.0	1,919.6
6100	Employee Related Expenses	572.2	683.0	0.0	683.0
6200	Professional and Outside Services	60.0	186.0	0.0	186.0
6500	Travel In-State	99.1	120.0	0.0	120.0
6600	Travel Out of State	8.0	30.0	0.0	30.0
6700	Food	0.0	0.0	0.0	0.0
6800	Aid to Organizations and Individuals	0.0	0.0	0.0	0.0
7000	Other Operating Expenses	205.3	2,065.6	0.0	2,065.6
8000	Equipment	3.4	13.2	0.0	13.2
8100	Capital Outlay	0.0	0.0	0.0	0.0
8600	Debt Service	0.0	0.0	0.0	0.0
9000	Cost Allocation	764.6	1,171.2	0.0	1,171.2
9100	Transfers	(1.1)	0.0	0.0	0.0
<b>Appropriated Total:</b>		3,318.9	6,188.6	0.0	6,188.6
<b>Fund Total:</b>		3,318.9	6,188.6	0.0	6,188.6
<b>Program Total For Selected Funds:</b>		4,041.7	6,717.4	0.0	6,717.4

## Program Expenditure Schedule

<b>Agency:</b>	<b>Department of Environmental Quality</b>
<b>Program:</b>	<b>Facility Emissions Control</b>

	<b>FY 2020 Actual</b>	<b>FY 2021 Expd. Plan</b>
FTE	32.9	30.1
<b>Expenditure Category Total</b>	<b>32.9</b>	<b>30.1</b>
<b>Appropriated</b>		
EV2226-A Air Quality Fund (Appropriated)	1.3	1.4
EV2328-A Permit Administration (Appropriated)	29.5	27.2
	<b>30.7</b>	<b>28.6</b>
<b>Non-Appropriated</b>		
EV2000-N Federal Grants Fund (Non-Appropriated)	2.2	1.5
	<b>2.2</b>	<b>1.5</b>
<b>Fund Source Total</b>	<b>32.9</b>	<b>30.1</b>
Personal Services	1,785.6	2,129.7
Boards and Commissions	0.0	0.0
<b>Expenditure Category Total</b>	<b>1,785.6</b>	<b>2,129.7</b>
<b>Appropriated</b>		
EV2226-A Air Quality Fund (Appropriated)	84.8	124.9
EV2328-A Permit Administration (Appropriated)	1,607.4	1,919.6
	<b>1,692.2</b>	<b>2,044.5</b>
<b>Non-Appropriated</b>		
EV2000-N Federal Grants Fund (Non-Appropriated)	93.4	85.2
	<b>93.4</b>	<b>85.2</b>
<b>Fund Source Total</b>	<b>1,785.6</b>	<b>2,129.7</b>
Employee Related Expenses	636.3	764.6
<b>Expenditure Category Total</b>	<b>636.3</b>	<b>764.6</b>
<b>Appropriated</b>		
EV2226-A Air Quality Fund (Appropriated)	32.9	48.4
EV2328-A Permit Administration (Appropriated)	572.2	683.0
	<b>605.1</b>	<b>731.4</b>
<b>Non-Appropriated</b>		
EV2000-N Federal Grants Fund (Non-Appropriated)	31.2	33.2
	<b>31.2</b>	<b>33.2</b>
<b>Fund Source Total</b>	<b>636.3</b>	<b>764.6</b>
Professional and Outside Services		246.0
External Prof/Outside Serv Budg And Appn	0.0	
External Investment Services	0.0	
Other External Financial Services	0.0	
Attorney General Legal Services	48.6	
External Legal Services	0.0	
External Engineer/Architect Cost - Exp	0.0	
External Engineer/Architect Cost- Cap	0.0	
Other Design	0.0	
Temporary Agency Services	0.0	
Hospital Services	0.0	
Other Medical Services	0.0	
Institutional Care	0.0	
Education And Training	11.4	
Vendor Travel	0.0	
Professional & Outside Services Excluded from Cost Alloca	0.0	

## Program Expenditure Schedule

<b>Agency:</b>	<b>Department of Environmental Quality</b>
<b>Program:</b>	<b>Facility Emissions Control</b>

	<b>FY 2020 Actual</b>	<b>FY 2021 Expd. Plan</b>
Vendor Travel - Non Reportable	0.0	
External Telecom Consulting Services	0.0	
Costs related to those in custody of the State	0.0	
Non - Confidential Specialist Fees	0.0	
Confidential Specialist Fees	0.0	
Outside Actuarial Costs	0.0	
Other Professional And Outside Services	183.0	
<b>Expenditure Category Total</b>	<b>243.0</b>	<b>246.0</b>
<b>Appropriated</b>		
EV2226-A Air Quality Fund (Appropriated)	0.0	60.0
EV2328-A Permit Administration (Appropriated)	60.0	186.0
	<b>60.0</b>	<b>246.0</b>
<b>Non-Appropriated</b>		
EV2000-N Federal Grants Fund (Non-Appropriated)	183.0	0.0
	<b>183.0</b>	<b>0.0</b>
<b>Fund Source Total</b>	<b>243.0</b>	<b>246.0</b>
<hr/>		
Travel In-State	110.0	137.0
<b>Expenditure Category Total</b>	<b>110.0</b>	<b>137.0</b>
<b>Appropriated</b>		
EV2226-A Air Quality Fund (Appropriated)	10.8	15.0
EV2328-A Permit Administration (Appropriated)	99.1	120.0
	<b>109.9</b>	<b>135.0</b>
<b>Non-Appropriated</b>		
EV2000-N Federal Grants Fund (Non-Appropriated)	0.1	2.0
	<b>0.1</b>	<b>2.0</b>
<b>Fund Source Total</b>	<b>110.0</b>	<b>137.0</b>
<hr/>		
Travel Out of State	9.3	40.0
<b>Expenditure Category Total</b>	<b>9.3</b>	<b>40.0</b>
<b>Appropriated</b>		
EV2226-A Air Quality Fund (Appropriated)	0.7	5.0
EV2328-A Permit Administration (Appropriated)	8.0	30.0
	<b>8.7</b>	<b>35.0</b>
<b>Non-Appropriated</b>		
EV2000-N Federal Grants Fund (Non-Appropriated)	0.6	5.0
	<b>0.6</b>	<b>5.0</b>
<b>Fund Source Total</b>	<b>9.3</b>	<b>40.0</b>
<hr/>		
Food	0.0	0.0
<b>Expenditure Category Total</b>	<b>0.0</b>	<b>0.0</b>
<hr/>		
Aid to Organizations and Individuals	183.4	0.0
<b>Expenditure Category Total</b>	<b>183.4</b>	<b>0.0</b>
<b>Non-Appropriated</b>		
EV2000-N Federal Grants Fund (Non-Appropriated)	183.4	0.0
	<b>183.4</b>	<b>0.0</b>
<b>Fund Source Total</b>	<b>183.4</b>	<b>0.0</b>
<hr/>		
Other Operating Expenses		2,080.4

## Program Expenditure Schedule

<b>Agency:</b>	<b>Department of Environmental Quality</b>
<b>Program:</b>	<b>Facility Emissions Control</b>

	FY 2020 Actual	FY 2021 Expd. Plan
Other Operating Expenditures Budg Approp	0.0	
Other Operating Expenditures Excluded from Cost Allocati	0.0	
Risk Management Charges To State Agency	0.0	
Risk Management Deductible - Indemnity	0.0	
Risk Management Deductible - Legal	0.0	
Risk Management Deductible - Medical	0.0	
Risk Management Deductible - Other	0.0	
Gen Liab- Non Physical-Taxable- Self Ins	0.0	
Gross Proceeds Payments To Attorneys	0.0	
General Liability- Non-Taxable- Self Ins	0.0	
Medical Malpractice - Self-Insured	0.0	
Automobile Liability - Self Insured	0.0	
General Property Damage - Self- Insured	0.0	
Automobile Physical Damage-Self Insured	0.0	
Liability Insurance Premiums	0.0	
Property Insurance Premiums	0.0	
Workers Compensation Benefit Payments	0.0	
Self Insurance - Administrative Fees	0.0	
Self Insurance - Premiums	0.0	
Self Insurance - Claim Payments	0.0	
Self Insurance - Pharmacy Claims	0.0	
Premium Tax On Altcs	0.0	
Other Insurance-Related Charges	0.0	
Internal Service Data Processing	0.0	
Internal Service Data Proc- Pc/Lan	0.0	
External Programming-Mainframe/Legacy	0.0	
External Programming- Pc/Lan/Serv/Web	0.0	
External Data Entry	0.0	
Othr External Data Proc-Mainframe/Legacy	0.0	
Othr External Data Proc-Pc/Lan/Serv/Web	0.0	
Pmt for AFIS Development & Usage	0.0	
Internal Service Telecommunications	0.0	
External Telecom Long Distance-In-State	9.5	
External Telecom Long Distance-Out-State	0.0	
Other External Telecommunication Service	0.0	
Electricity	0.0	
Sanitation Waste Disposal	0.0	
Water	0.0	
Gas And Fuel Oil For Buildings	0.0	
Other Utilities	0.0	
Building Rent Charges To State Agencies	0.0	
Priv Lease To Own Bld Rent Chrgs To Agy	0.0	
Cert Of Part Bld Rent Chrgs To Agy	167.8	
Rental Of Land And Buildings	0.0	
Rental Of Computer Equipment	0.0	
Rental Of Other Machinery And Equipment	0.0	
Miscellaneous Rent	0.0	
Interest On Overdue Payments	0.0	
All Other Interest Payments	0.0	
Internal Acct/Budg/Financial Svcs	0.0	
Other Internal Services	0.0	

## Program Expenditure Schedule

<b>Agency:</b>	<b>Department of Environmental Quality</b>
<b>Program:</b>	<b>Facility Emissions Control</b>

	FY 2020 Actual	FY 2021 Expd. Plan
Repair And Maintenance - Buildings	0.3	
Repair And Maintenance - Vehicles	0.5	
Repair And Maint - Mainframe And Legacy	0.0	
Repair And Maint-Pc/Lan/Serv/Web	0.0	
Repair And Maintenance - Other Equipment	0.0	
Other Repair And Maintenance	0.8	
Software Support And Maintenance	3.4	
Uniforms	0.0	
Inmate Clothing	0.0	
Security Supplies	0.0	
Office Supplies	1.0	
Computer Supplies	0.0	
Housekeeping Supplies	0.0	
Bedding And Bath Supplies	0.0	
Drugs And Medicine Supplies	0.0	
Medical Supplies	0.0	
Dental Supplies	0.0	
Automotive And Transportation Fuels	0.0	
Automotive Lubricants And Supplies	0.0	
Rpr And Maint Supplies-Not Auto Or Build	0.0	
Repair And Maintenance Supplies-Building	0.0	
Other Operating Supplies	1.7	
Publications	0.0	
Aggregate Withheld Or Paid Commissions	0.0	
Lottery Prizes	0.0	
Lottery Distribution Costs	0.0	
Material for Further Processing	0.0	
Other Resale Supplies	0.0	
Loss On Sales Of Capital Assets	0.0	
Loss on Sales of Investments	0.0	
Employee Tuition Reimbursement-Graduate	0.0	
Employee Tuition Reimb Under-Grad/Other	2.0	
Conference Registration-Attendance Fees	2.5	
Other Education And Training Costs	0.2	
Advertising	2.7	
Sponsorships	0.0	
Internal Printing	0.0	
External Printing	10.4	
Photography	0.0	
Postage And Delivery	0.3	
Document shredding and Destruction Services	0.2	
Translation and Sign Language Services	0.0	
Distribution To State Universities	0.0	
Other Intrastate Distributions	0.0	
Awards	0.0	
Entertainment And Promotional Items	0.0	
Dues	12.3	
Books- Subscriptions And Publications	6.2	
Costs For Digital Image Or Microfilm	0.0	
Revolving Fund Advances	0.0	
Credit Card Fees Over Approved Limit	0.0	

## Program Expenditure Schedule

<b>Agency:</b>	<b>Department of Environmental Quality</b>
<b>Program:</b>	<b>Facility Emissions Control</b>

	<b>FY 2020 Actual</b>	<b>FY 2021 Expd. Plan</b>
Relief Bill Expenditures	0.0	
Surplus Property Distr To State Agencies	0.0	
Security Services	0.0	
Judgments - Damages	0.0	
ICA Payments to Claimants Confidential	0.0	
Jdgmnt-Confidential Restitution To Indiv	0.0	
Judgments - Non-Confidential Restitution	0.0	
Judgments - Punitive And Compensatory	0.0	
Pmts Made to Resolve/Disputes/Avoid Costs of Litigation	0.0	
Pmts For Contracted State Inmate Labor	0.0	
Payments To State Inmates	0.0	
Bad Debt Expense	0.0	
Interview Expense	0.0	
Employee Relocations-Nontaxable	0.0	
Employee Relocations-Taxable	0.0	
Non-Confidential Invest/Legal/Law Enf	0.0	
Conf/Sensitive Invest/Legal/Undercover	0.0	
Fingerprinting, Background Checks, Etc.	0.0	
Other Miscellaneous Operating	0.3	
<b>Expenditure Category Total</b>	<b>222.1</b>	<b>2,080.4</b>
<b>Appropriated</b>		
EV2226-A Air Quality Fund (Appropriated)	10.8	12.4
EV2328-A Permit Administration (Appropriated)	205.3	2,065.6
	<b>216.1</b>	<b>2,078.0</b>
<b>Non-Appropriated</b>		
EV2000-N Federal Grants Fund (Non-Appropriated)	6.0	2.4
	<b>6.0</b>	<b>2.4</b>
<b>Fund Source Total</b>	<b>222.1</b>	<b>2,080.4</b>

Current Year Expenditures		17.2
Capital Equipment Budget And Approp	0.0	
Vehicles Capital Purchase	0.0	
Vehicles Capital Leases	0.0	
Furniture Capital Purchase	0.0	
Depreciable Works Of Art & Hist Treas/Coll Capital Purcha	0.0	
Non Depr Works Of Art & Hist Treas/Coll Cap Purchase	0.0	
Furniture Capital Leases	0.0	
Computer Equipment Capital Purchase	0.0	
Computer Equipment Capital Lease	0.0	
Telecommunication Equip-Capital Purchase	0.0	
Telecommunication Equip-Capital Lease	0.0	
Other Equipment Capital Purchase	0.0	
Other Equipment Capital Leases	0.0	
Purchased Or Licensed Software-Website	0.0	
Internally Generated Software-Website	0.0	
Development in Progress	0.0	
Right-Of-Way/Easement/Extraction Rights	0.0	
Oth Int Assets purchased, licensed or internally generate	0.0	
Other intangible assets acquired by capital lease	0.0	
Other Capital Asset Purchases	0.0	
Leasehold Improvement-Capital Purchase	0.0	

## Program Expenditure Schedule

<b>Agency:</b>	<b>Department of Environmental Quality</b>
<b>Program:</b>	<b>Facility Emissions Control</b>

	<b>FY 2020 Actual</b>	<b>FY 2021 Expd. Plan</b>
Other Capital Asset Leases	0.0	
Non-Capital Equip Budget And Approp	0.0	
Vehicles Non-Capital Purchase	0.0	
Vehicles Non-Capital Leases	0.0	
Furniture Non-Capital Purchase	0.2	
Works Of Art And Hist Treas-Non Capital	0.0	
Furniture Non-Capital Leases	0.0	
Computer Equipment Non-Capital Purchase	3.2	
Computer Equipment Non-Capital Lease	0.0	
Telecomm Equip Non-Capital Purchase	0.0	
Telecomm Equip Non-Capital Leases	0.0	
Other Equipment Non-Capital Purchase	0.0	
Weapons Non-Capital Purchase	0.0	
Other Equipment Non-Capital Lease	0.0	
Purchased Or Licensed Software/Website	0.0	
Internally Generated Software/Website	0.0	
LICENSES AND PERMITS	0.0	
Right-Of-Way/Easement/Extraction Exp	0.0	
Other Intangible Assets - Purchased, Licensed or Internall	0.0	
Noncapital Software/Web By Capital Lease	0.0	
Other Intangible Assets Acquired by Capital Lease	0.0	
Other Long Lived Tangible Assets to be Expenses	0.0	
Non-Capital Equipment Excluded from Cost Allocation	0.0	
<b>Expenditure Category Total</b>	<b>3.4</b>	<b>17.2</b>
<b>Appropriated</b>		
EV2226-A Air Quality Fund (Appropriated)	0.0	4.0
EV2328-A Permit Administration (Appropriated)	3.4	13.2
	<b>3.4</b>	<b>17.2</b>
<b>Fund Source Total</b>	<b>3.4</b>	<b>17.2</b>
Capital Outlay	0.0	0.0
<b>Expenditure Category Total</b>	<b>0.0</b>	<b>0.0</b>
Debt Service	0.0	0.0
<b>Expenditure Category Total</b>	<b>0.0</b>	<b>0.0</b>
Cost Allocation	849.7	1,302.5
<b>Expenditure Category Total</b>	<b>849.7</b>	<b>1,302.5</b>
<b>Appropriated</b>		
EV2226-A Air Quality Fund (Appropriated)	42.5	78.0
EV2328-A Permit Administration (Appropriated)	764.6	1,171.2
	<b>807.1</b>	<b>1,249.2</b>
<b>Non-Appropriated</b>		
EV2000-N Federal Grants Fund (Non-Appropriated)	42.6	53.3
	<b>42.6</b>	<b>53.3</b>
<b>Fund Source Total</b>	<b>849.7</b>	<b>1,302.5</b>
Transfers	(1.1)	0.0



## Program Expenditure Schedule

<b>Agency:</b>	Department of Environmental Quality
<b>Program:</b>	Facility Emissions Control

	FY 2020 Actual	FY 2021 Expd. Plan
<b>Expenditure Category Total</b>	(1.1)	0.0
<b>Appropriated</b>		
EV2328-A Permit Administration (Appropriated)	(1.1)	0.0
	(1.1)	0.0
<b>Fund Source Total</b>	(1.1)	0.0

### Employee Retirement Coverage

<b>Retirement System</b>	<b>FTE</b>	<b>Personal Services</b>	<b>Fund#</b>
Arizona State Retirement System	1.5	85.2	EV2000-N
Arizona State Retirement System	1.5	124.9	EV2226-A
Arizona State Retirement System	27.0	1,919.6	EV2328-A

## Program Budget Unit Summary of Expenditures and Budget Request for All Funds

<b>Agency:</b>	Department of Environmental Quality
<b>Program:</b>	Air Improvement Planning

Expenditure Categories		FY 2020	FY 2021	FY 2022	FY 2022
		Actual	Expd. Plan	Fund. Issue	Total Request
0000	FTE	23.9	21.9	0.0	21.9
6000	Personal Services	1,486.6	1,593.0	0.0	1,593.0
6100	Employee Related Expenses	494.5	565.2	0.0	565.2
6200	Professional and Outside Services	184.8	144.3	0.0	144.3
6500	Travel In-State	1.1	3.0	0.0	3.0
6600	Travel Out of State	8.7	10.5	0.0	10.5
6700	Food	0.0	0.0	0.0	0.0
6800	Aid to Organizations and Individuals	540.5	246.5	0.0	246.5
7000	Other Operating Expenses	134.0	144.2	0.0	144.2
8000	Equipment	0.3	3.2	0.0	3.2
8100	Capital Outlay	0.0	0.0	0.0	0.0
8600	Debt Service	0.0	0.0	0.0	0.0
9000	Cost Allocation	678.4	971.2	0.0	971.2
9100	Transfers	0.0	0.0	0.0	0.0
<b>Expenditure Categories Total:</b>		3,528.9	3,681.1	0.0	3,681.1
Fund Source					
<b>Appropriated Funds</b>					
EV2226-A	Air Quality Fund (Appropriated)	1,640.6	1,802.2	0.0	1,802.2
EV2328-A	Permit Administration (Appropriated)	182.4	348.1	0.0	348.1
		1,823.0	2,150.3	0.0	2,150.3
<b>Non-Appropriated Funds</b>					
EV2000-N	Federal Grants Fund (Non-Appropriated)	1,281.3	1,530.8	0.0	1,530.8
EV2271-N	Underground Storage Tank Revolving (Non-Appropriated)	345.8	0.0	0.0	0.0
EV2500-N	IGA and ISA Fund (Non-Appropriated)	78.8	0.0	0.0	0.0
		1,705.9	1,530.8	0.0	1,530.8
<b>Fund Source Total:</b>		3,528.9	3,681.1	0.0	3,681.1

## Program Budget Unit Summary of Expenditures and Budget Request for Selected Funds

**Agency:** Department of Environmental Quality

FY 2020 Actual	FY 2021 Expd. Plan	FY 2022 Fund. Issue	FY 2022 Total Request
-------------------	-----------------------	------------------------	--------------------------

**Program:** Air Improvement Planning

**Fund:** EV2000-N Federal Grants Fund

**Non-Appropriated**

0000	FTE	9.1	8.8	0.0	8.8
6000	Personal Services	672.7	622.9	0.0	622.9
6100	Employee Related Expenses	221.8	242.9	0.0	242.9
6200	Professional and Outside Services	26.8	0.0	0.0	0.0
6500	Travel In-State	0.6	3.0	0.0	3.0
6600	Travel Out of State	1.6	0.5	0.0	0.5
6700	Food	0.0	0.0	0.0	0.0
6800	Aid to Organizations and Individuals	33.7	246.5	0.0	246.5
7000	Other Operating Expenses	24.8	25.4	0.0	25.4
8000	Equipment	0.0	0.0	0.0	0.0
8100	Capital Outlay	0.0	0.0	0.0	0.0
8600	Debt Service	0.0	0.0	0.0	0.0
9000	Cost Allocation	299.3	389.6	0.0	389.6
9100	Transfers	0.0	0.0	0.0	0.0

<b>Non-Appropriated Total:</b>	1,281.3	1,530.8	0.0	1,530.8
--------------------------------	---------	---------	-----	---------

<b>Fund Total:</b>	1,281.3	1,530.8	0.0	1,530.8
--------------------	---------	---------	-----	---------

**Fund:** EV2226-A Air Quality Fund

**Appropriated**

0000	FTE	11.8	11.0	0.0	11.0
6000	Personal Services	729.8	799.9	0.0	799.9
6100	Employee Related Expenses	245.8	268.9	0.0	268.9
6200	Professional and Outside Services	69.8	144.3	0.0	144.3
6500	Travel In-State	0.5	0.0	0.0	0.0
6600	Travel Out of State	6.8	10.0	0.0	10.0
6700	Food	0.0	0.0	0.0	0.0
6800	Aid to Organizations and Individuals	161.0	0.0	0.0	0.0
7000	Other Operating Expenses	88.4	94.9	0.0	94.9
8000	Equipment	0.3	3.2	0.0	3.2
8100	Capital Outlay	0.0	0.0	0.0	0.0

## Program Budget Unit Summary of Expenditures and Budget Request for Selected Funds

**Agency:** Department of Environmental Quality

FY 2020 Actual	FY 2021 Expd. Plan	FY 2022 Fund. Issue	FY 2022 Total Request
-------------------	-----------------------	------------------------	--------------------------

**Program:** Air Improvement Planning

**Fund:** EV2226-A Air Quality Fund

**Appropriated**

8600 Debt Service	0.0	0.0	0.0	0.0
9000 Cost Allocation	338.2	481.0	0.0	481.0
9100 Transfers	0.0	0.0	0.0	0.0
<b>Appropriated Total:</b>	1,640.6	1,802.2	0.0	1,802.2
<b>Fund Total:</b>	1,640.6	1,802.2	0.0	1,802.2

**Fund:** EV2271-N Underground Storage Tank Revolving

**Non-Appropriated**

6000 Personal Services	0.0	0.0	0.0	0.0
6100 Employee Related Expenses	0.0	0.0	0.0	0.0
6200 Professional and Outside Services	0.0	0.0	0.0	0.0
6500 Travel In-State	0.0	0.0	0.0	0.0
6600 Travel Out of State	0.0	0.0	0.0	0.0
6700 Food	0.0	0.0	0.0	0.0
6800 Aid to Organizations and Individuals	345.8	0.0	0.0	0.0
7000 Other Operating Expenses	0.0	0.0	0.0	0.0
8000 Equipment	0.0	0.0	0.0	0.0
8100 Capital Outlay	0.0	0.0	0.0	0.0
8600 Debt Service	0.0	0.0	0.0	0.0
9000 Cost Allocation	0.0	0.0	0.0	0.0
9100 Transfers	0.0	0.0	0.0	0.0
<b>Non-Appropriated Total:</b>	345.8	0.0	0.0	0.0
<b>Fund Total:</b>	345.8	0.0	0.0	0.0

**Fund:** EV2328-A Permit Administration

**Appropriated**

0000 FTE	3.0	2.1	0.0	2.1
6000 Personal Services	84.1	170.2	0.0	170.2
6100 Employee Related Expenses	26.9	53.4	0.0	53.4

## Program Budget Unit Summary of Expenditures and Budget Request for Selected Funds

**Agency:** Department of Environmental Quality

FY 2020 Actual	FY 2021 Expd. Plan	FY 2022 Fund. Issue	FY 2022 Total Request
-------------------	-----------------------	------------------------	--------------------------

**Program:** Air Improvement Planning

**Fund:** EV2328-A Permit Administration

**Appropriated**

6200 Professional and Outside Services	9.4	0.0	0.0	0.0
6500 Travel In-State	0.0	0.0	0.0	0.0
6600 Travel Out of State	0.3	0.0	0.0	0.0
6700 Food	0.0	0.0	0.0	0.0
6800 Aid to Organizations and Individuals	0.0	0.0	0.0	0.0
7000 Other Operating Expenses	20.8	23.9	0.0	23.9
8000 Equipment	0.0	0.0	0.0	0.0
8100 Capital Outlay	0.0	0.0	0.0	0.0
8600 Debt Service	0.0	0.0	0.0	0.0
9000 Cost Allocation	40.9	100.6	0.0	100.6
9100 Transfers	0.0	0.0	0.0	0.0

**Appropriated Total:**

	182.4	348.1	0.0	348.1
--	-------	-------	-----	-------

**Fund Total:**

	182.4	348.1	0.0	348.1
--	-------	-------	-----	-------

**Fund:** EV2500-N IGA and ISA Fund

**Non-Appropriated**

6000 Personal Services	0.0	0.0	0.0	0.0
6100 Employee Related Expenses	0.0	0.0	0.0	0.0
6200 Professional and Outside Services	78.8	0.0	0.0	0.0
6500 Travel In-State	0.0	0.0	0.0	0.0
6600 Travel Out of State	0.0	0.0	0.0	0.0
6700 Food	0.0	0.0	0.0	0.0
6800 Aid to Organizations and Individuals	0.0	0.0	0.0	0.0
7000 Other Operating Expenses	0.0	0.0	0.0	0.0
8000 Equipment	0.0	0.0	0.0	0.0
8100 Capital Outlay	0.0	0.0	0.0	0.0
8600 Debt Service	0.0	0.0	0.0	0.0
9000 Cost Allocation	0.0	0.0	0.0	0.0
9100 Transfers	0.0	0.0	0.0	0.0

## Program Budget Unit Summary of Expenditures and Budget Request for Selected Funds

**Agency:** Department of Environmental Quality

FY 2020 Actual	FY 2021 Expd. Plan	FY 2022 Fund. Issue	FY 2022 Total Request
-------------------	-----------------------	------------------------	--------------------------

**Program:** Air Improvement Planning

**Fund:** EV2500-N IGA and ISA Fund

**Non-Appropriated**

<b>Non-Appropriated Total:</b>	78.8	0.0	0.0	0.0
--------------------------------	------	-----	-----	-----

<b>Fund Total:</b>	78.8	0.0	0.0	0.0
--------------------	------	-----	-----	-----

<b>Program Total For Selected Funds:</b>	3,528.9	3,681.1	0.0	3,681.1
--	---------	---------	-----	---------

## Program Expenditure Schedule

<b>Agency:</b>	<b>Department of Environmental Quality</b>
<b>Program:</b>	<b>Air Improvement Planning</b>

	<b>FY 2020 Actual</b>	<b>FY 2021 Expd. Plan</b>
FTE	23.9	21.9
<b>Expenditure Category Total</b>	<b>23.9</b>	<b>21.9</b>
<b>Appropriated</b>		
EV2226-A Air Quality Fund (Appropriated)	11.8	11.0
EV2328-A Permit Administration (Appropriated)	3.0	2.1
	<b>14.8</b>	<b>13.1</b>
<b>Non-Appropriated</b>		
EV2000-N Federal Grants Fund (Non-Appropriated)	9.1	8.8
	<b>9.1</b>	<b>8.8</b>
<b>Fund Source Total</b>	<b>23.9</b>	<b>21.9</b>
<hr/>		
Personal Services	1,486.6	1,593.0
Boards and Commissions	0.0	0.0
<b>Expenditure Category Total</b>	<b>1,486.6</b>	<b>1,593.0</b>
<b>Appropriated</b>		
EV2226-A Air Quality Fund (Appropriated)	729.8	799.9
EV2328-A Permit Administration (Appropriated)	84.1	170.2
	<b>813.9</b>	<b>970.1</b>
<b>Non-Appropriated</b>		
EV2000-N Federal Grants Fund (Non-Appropriated)	672.7	622.9
	<b>672.7</b>	<b>622.9</b>
<b>Fund Source Total</b>	<b>1,486.6</b>	<b>1,593.0</b>
<hr/>		
Employee Related Expenses	494.5	565.2
<b>Expenditure Category Total</b>	<b>494.5</b>	<b>565.2</b>
<b>Appropriated</b>		
EV2226-A Air Quality Fund (Appropriated)	245.8	268.9
EV2328-A Permit Administration (Appropriated)	26.9	53.4
	<b>272.7</b>	<b>322.3</b>
<b>Non-Appropriated</b>		
EV2000-N Federal Grants Fund (Non-Appropriated)	221.8	242.9
	<b>221.8</b>	<b>242.9</b>
<b>Fund Source Total</b>	<b>494.5</b>	<b>565.2</b>
<hr/>		
Professional and Outside Services		144.3
External Prof/Outside Serv Budg And Appn	0.0	
External Investment Services	0.0	
Other External Financial Services	0.0	
Attorney General Legal Services	4.1	
External Legal Services	0.0	
External Engineer/Architect Cost - Exp	0.0	
External Engineer/Architect Cost- Cap	0.0	
Other Design	0.0	
Temporary Agency Services	16.0	
Hospital Services	0.0	
Other Medical Services	0.0	
Institutional Care	0.0	
Education And Training	2.6	
Vendor Travel	0.0	
Professional & Outside Services Excluded from Cost Alloca	0.0	

## Program Expenditure Schedule

<b>Agency:</b>	Department of Environmental Quality
<b>Program:</b>	Air Improvement Planning

	FY 2020 Actual	FY 2021 Expd. Plan
Vendor Travel - Non Reportable	0.0	
External Telecom Consulting Services	0.0	
Costs related to those in custody of the State	0.0	
Non - Confidential Specialist Fees	0.2	
Confidential Specialist Fees	0.0	
Outside Actuarial Costs	0.0	
Other Professional And Outside Services	161.9	
<b>Expenditure Category Total</b>	<b>184.8</b>	<b>144.3</b>
<b>Appropriated</b>		
EV2226-A Air Quality Fund (Appropriated)	69.8	144.3
EV2328-A Permit Administration (Appropriated)	9.4	0.0
	<b>79.2</b>	<b>144.3</b>
<b>Non-Appropriated</b>		
EV2000-N Federal Grants Fund (Non-Appropriated)	26.8	0.0
EV2500-N IGA and ISA Fund (Non-Appropriated)	78.8	0.0
	<b>105.6</b>	<b>0.0</b>
<b>Fund Source Total</b>	<b>184.8</b>	<b>144.3</b>
Travel In-State	1.1	3.0
<b>Expenditure Category Total</b>	<b>1.1</b>	<b>3.0</b>
<b>Appropriated</b>		
EV2226-A Air Quality Fund (Appropriated)	0.5	0.0
	<b>0.5</b>	<b>0.0</b>
<b>Non-Appropriated</b>		
EV2000-N Federal Grants Fund (Non-Appropriated)	0.6	3.0
	<b>0.6</b>	<b>3.0</b>
<b>Fund Source Total</b>	<b>1.1</b>	<b>3.0</b>
Travel Out of State	8.7	10.5
<b>Expenditure Category Total</b>	<b>8.7</b>	<b>10.5</b>
<b>Appropriated</b>		
EV2226-A Air Quality Fund (Appropriated)	6.8	10.0
EV2328-A Permit Administration (Appropriated)	0.3	0.0
	<b>7.1</b>	<b>10.0</b>
<b>Non-Appropriated</b>		
EV2000-N Federal Grants Fund (Non-Appropriated)	1.6	0.5
	<b>1.6</b>	<b>0.5</b>
<b>Fund Source Total</b>	<b>8.7</b>	<b>10.5</b>
Food	0.0	0.0
<b>Expenditure Category Total</b>	<b>0.0</b>	<b>0.0</b>
Aid to Organizations and Individuals	540.5	246.5



## Program Expenditure Schedule

<b>Agency:</b>	<b>Department of Environmental Quality</b>
<b>Program:</b>	<b>Air Improvement Planning</b>

	<b>FY 2020 Actual</b>	<b>FY 2021 Expd. Plan</b>
<b>Expenditure Category Total</b>	<b>540.5</b>	<b>246.5</b>
<b>Appropriated</b>		
EV2226-A Air Quality Fund (Appropriated)	161.0	0.0
	<b>161.0</b>	<b>0.0</b>
<b>Non-Appropriated</b>		
EV2000-N Federal Grants Fund (Non-Appropriated)	33.7	246.5
EV2271-N Underground Storage Tank Revolving (Non-Appropriated)	345.8	0.0
	<b>379.5</b>	<b>246.5</b>
<b>Fund Source Total</b>	<b>540.5</b>	<b>246.5</b>
Other Operating Expenses		144.2
Other Operating Expenditures Budg Approp	0.0	
Other Operating Expenditures Excluded from Cost Allocati	0.0	
Risk Management Charges To State Agency	0.0	
Risk Management Deductible - Indemnity	0.0	
Risk Management Deductible - Legal	0.0	
Risk Management Deductible - Medical	0.0	
Risk Management Deductible - Other	0.0	
Gen Liab- Non Physical-Taxable- Self Ins	0.0	
Gross Proceeds Payments To Attorneys	0.0	
General Liability- Non-Taxable- Self Ins	0.0	
Medical Malpractice - Self-Insured	0.0	
Automobile Liability - Self Insured	0.0	
General Property Damage - Self- Insured	0.0	
Automobile Physical Damage-Self Insured	0.0	
Liability Insurance Premiums	0.0	
Property Insurance Premiums	0.0	
Workers Compensation Benefit Payments	0.0	
Self Insurance - Administrative Fees	0.0	
Self Insurance - Premiums	0.0	
Self Insurance - Claim Payments	0.0	
Self Insurance - Pharmacy Claims	0.0	
Premium Tax On Altcs	0.0	
Other Insurance-Related Charges	0.0	
Internal Service Data Processing	0.0	
Internal Service Data Proc- Pc/Lan	0.0	
External Programming-Mainframe/Legacy	0.0	
External Programming- Pc/Lan/Serv/Web	0.0	
External Data Entry	0.0	
Othr External Data Proc-Mainframe/Legacy	0.0	
Othr External Data Proc-Pc/Lan/Serv/Web	0.0	
Pmt for AFIS Development & Usage	0.0	
Internal Service Telecommunications	0.0	
External Telecom Long Distance-In-State	0.2	
External Telecom Long Distance-Out-State	0.0	
Other External Telecommunication Service	0.0	
Electricity	0.0	
Sanitation Waste Disposal	0.0	
Water	0.0	
Gas And Fuel Oil For Buildings	0.0	
Other Utilities	0.0	

## Program Expenditure Schedule

<b>Agency:</b>	<b>Department of Environmental Quality</b>
<b>Program:</b>	<b>Air Improvement Planning</b>

	FY 2020 Actual	FY 2021 Expd. Plan
Building Rent Charges To State Agencies	0.0	
Priv Lease To Own Bld Rent Chrgs To Agy	0.0	
Cert Of Part Bld Rent Chrgs To Agy	84.0	
Rental Of Land And Buildings	0.0	
Rental Of Computer Equipment	0.0	
Rental Of Other Machinery And Equipment	0.0	
Miscellaneous Rent	0.0	
Interest On Overdue Payments	0.0	
All Other Interest Payments	0.0	
Internal Acct/Budg/Financial Svcs	0.0	
Other Internal Services	0.0	
Repair And Maintenance - Buildings	0.0	
Repair And Maintenance - Vehicles	0.0	
Repair And Maint - Mainframe And Legacy	0.0	
Repair And Maint-Pc/Lan/Serv/Web	0.0	
Repair And Maintenance - Other Equipment	0.0	
Other Repair And Maintenance	0.0	
Software Support And Maintenance	0.0	
Uniforms	0.0	
Inmate Clothing	0.0	
Security Supplies	0.0	
Office Supplies	0.0	
Computer Supplies	0.6	
Housekeeping Supplies	0.0	
Bedding And Bath Supplies	0.0	
Drugs And Medicine Supplies	0.0	
Medical Supplies	0.0	
Dental Supplies	0.0	
Automotive And Transportation Fuels	0.0	
Automotive Lubricants And Supplies	0.0	
Rpr And Maint Supplies-Not Auto Or Build	0.0	
Repair And Maintenance Supplies-Building	0.0	
Other Operating Supplies	0.6	
Publications	0.0	
Aggregate Withheld Or Paid Commissions	0.0	
Lottery Prizes	0.0	
Lottery Distribution Costs	0.0	
Material for Further Processing	0.0	
Other Resale Supplies	0.0	
Loss On Sales Of Capital Assets	0.0	
Loss on Sales of Investments	0.0	
Employee Tuition Reimbursement-Graduate	0.0	
Employee Tuition Reimb Under-Grad/Other	0.0	
Conference Registration-Attendance Fees	0.7	
Other Education And Training Costs	1.0	
Advertising	11.2	
Sponsorships	0.0	
Internal Printing	0.0	
External Printing	5.7	
Photography	0.0	
Postage And Delivery	0.0	

## Program Expenditure Schedule

<b>Agency:</b>	<b>Department of Environmental Quality</b>
<b>Program:</b>	<b>Air Improvement Planning</b>

	<b>FY 2020 Actual</b>	<b>FY 2021 Expd. Plan</b>
Document shredding and Destruction Services	0.2	
Translation and Sign Language Services	0.0	
Distribution To State Universities	0.0	
Other Intrastate Distributions	0.0	
Awards	0.0	
Entertainment And Promotional Items	0.0	
Dues	14.3	
Books- Subscriptions And Publications	13.5	
Costs For Digital Image Or Microfilm	0.0	
Revolving Fund Advances	0.0	
Credit Card Fees Over Approved Limit	0.0	
Relief Bill Expenditures	0.0	
Surplus Property Distr To State Agencies	0.0	
Security Services	0.0	
Judgments - Damages	0.0	
ICA Payments to Claimants Confidential	0.0	
Jdgmnt-Confidential Restitution To Indiv	0.0	
Judgments - Non-Confidential Restitution	0.0	
Judgments - Punitive And Compensatory	0.0	
Pmts Made to Resolve/Disputes/Avoid Costs of Litigation	0.0	
Pmts For Contracted State Inmate Labor	0.0	
Payments To State Inmates	0.0	
Bad Debt Expense	0.0	
Interview Expense	0.0	
Employee Relocations-Nontaxable	2.0	
Employee Relocations-Taxable	0.0	
Non-Confidential Invest/Legal/Law Enf	0.0	
Conf/Sensitive Invest/Legal/Undercover	0.0	
Fingerprinting, Background Checks, Etc.	0.0	
Other Miscellaneous Operating	0.0	
<b>Expenditure Category Total</b>	<b>134.0</b>	<b>144.2</b>
<b>Appropriated</b>		
EV2226-A Air Quality Fund (Appropriated)	88.4	94.9
EV2328-A Permit Administration (Appropriated)	20.8	23.9
	<b>109.2</b>	<b>118.8</b>
<b>Non-Appropriated</b>		
EV2000-N Federal Grants Fund (Non-Appropriated)	24.8	25.4
	<b>24.8</b>	<b>25.4</b>
<b>Fund Source Total</b>	<b>134.0</b>	<b>144.2</b>
Current Year Expenditures		3.2
Capital Equipment Budget And Approp	0.0	
Vehicles Capital Purchase	0.0	
Vehicles Capital Leases	0.0	
Furniture Capital Purchase	0.0	
Depreciable Works Of Art & Hist Treas/Coll Capital Purcha	0.0	
Non Depr Works Of Art & Hist Treas/Coll Cap Purchase	0.0	
Furniture Capital Leases	0.0	
Computer Equipment Capital Purchase	0.0	
Computer Equipment Capital Lease	0.0	
Telecommunication Equip-Capital Purchase	0.0	

## Program Expenditure Schedule

<b>Agency:</b>	<b>Department of Environmental Quality</b>
<b>Program:</b>	<b>Air Improvement Planning</b>

	<b>FY 2020 Actual</b>	<b>FY 2021 Expd. Plan</b>
Telecommunication Equip-Capital Lease	0.0	
Other Equipment Capital Purchase	0.0	
Other Equipment Capital Leases	0.0	
Purchased Or Licensed Software-Website	0.0	
Internally Generated Software-Website	0.0	
Development in Progress	0.0	
Right-Of-Way/Easement/Extraction Rights	0.0	
Oth Int Assets purchased, licensed or internally generate	0.0	
Other intangible assets acquired by capital lease	0.0	
Other Capital Asset Purchases	0.0	
Leasehold Improvement-Capital Purchase	0.0	
Other Capital Asset Leases	0.0	
Non-Capital Equip Budget And Approp	0.0	
Vehicles Non-Capital Purchase	0.0	
Vehicles Non-Capital Leases	0.0	
Furniture Non-Capital Purchase	0.3	
Works Of Art And Hist Treas-Non Capital	0.0	
Furniture Non-Capital Leases	0.0	
Computer Equipment Non-Capital Purchase	0.0	
Computer Equipment Non-Capital Lease	0.0	
Telecomm Equip Non-Capital Purchase	0.0	
Telecomm Equip Non-Capital Leases	0.0	
Other Equipment Non-Capital Purchase	0.0	
Weapons Non-Capital Purchase	0.0	
Other Equipment Non-Capital Lease	0.0	
Purchased Or Licensed Software/Website	0.0	
Internally Generated Software/Website	0.0	
LICENSES AND PERMITS	0.0	
Right-Of-Way/Easement/Extraction Exp	0.0	
Other Intangible Assets - Purchased, Licensed or Internall	0.0	
Noncapital Software/Web By Capital Lease	0.0	
Other Intangible Assets Acquired by Capital Lease	0.0	
Other Long Lived Tangible Assets to be Expenses	0.0	
Non-Capital Equipment Excluded from Cost Allocation	0.0	
<b>Expenditure Category Total</b>	<b>0.3</b>	<b>3.2</b>
<b>Appropriated</b>		
EV2226-A Air Quality Fund (Appropriated)	0.3	3.2
<b>Fund Source Total</b>	<b>0.3</b>	<b>3.2</b>
<hr/>		
Capital Outlay	0.0	0.0
<b>Expenditure Category Total</b>	<b>0.0</b>	<b>0.0</b>
<hr/>		
Debt Service	0.0	0.0
<b>Expenditure Category Total</b>	<b>0.0</b>	<b>0.0</b>
<hr/>		
Cost Allocation	678.4	971.2

## Program Expenditure Schedule

<b>Agency:</b>	Department of Environmental Quality
<b>Program:</b>	Air Improvement Planning

	FY 2020 Actual	FY 2021 Expd. Plan
<b>Expenditure Category Total</b>	<b>678.4</b>	<b>971.2</b>
<b>Appropriated</b>		
EV2226-A Air Quality Fund (Appropriated)	338.2	481.0
EV2328-A Permit Administration (Appropriated)	40.9	100.6
	<b>379.1</b>	<b>581.6</b>
<b>Non-Appropriated</b>		
EV2000-N Federal Grants Fund (Non-Appropriated)	299.3	389.6
	<b>299.3</b>	<b>389.6</b>
<b>Fund Source Total</b>	<b>678.4</b>	<b>971.2</b>
<hr/>		
Transfers	0.0	0.0
<b>Expenditure Category Total</b>	<b>0.0</b>	<b>0.0</b>

<b>Employee Retirement Coverage</b>			
<b>Retirement System</b>	<b>FTE</b>	<b>Personal Services</b>	<b>Fund#</b>
Arizona State Retirement System	8.8	622.9	EV2000-N
Arizona State Retirement System	11.0	799.9	EV2226-A
Arizona State Retirement System	2.2	170.2	EV2328-A

### Combined Regular & Elected Positions At/Above FICA Maximum of \$142,800

Total FTE	Personal Services	FTE's not eligible for Health, Dental & Life
0.0	0.0	0.0

## Program Budget Unit Summary of Expenditures and Budget Request for All Funds

<b>Agency:</b>	Department of Environmental Quality
<b>Program:</b>	Oil & Gas

Expenditure Categories		FY 2020	FY 2021	FY 2022	FY 2022
		Actual	Expd. Plan	Fund. Issue	Total Request
0000	FTE	2.3	1.3	0.0	1.3
6000	Personal Services	78.0	86.8	0.0	86.8
6100	Employee Related Expenses	25.8	28.7	0.0	28.7
6200	Professional and Outside Services	36.6	100.0	0.0	100.0
6500	Travel In-State	0.4	2.5	0.0	2.5
6600	Travel Out of State	0.0	3.0	0.0	3.0
6700	Food	0.0	0.0	0.0	0.0
6800	Aid to Organizations and Individuals	0.0	0.0	0.0	0.0
7000	Other Operating Expenses	8.6	16.8	0.0	16.8
8000	Equipment	0.0	0.0	0.0	0.0
8100	Capital Outlay	0.0	0.0	0.0	0.0
8600	Debt Service	0.0	0.0	0.0	0.0
9000	Cost Allocation	36.7	52.0	0.0	52.0
9100	Transfers	0.0	0.0	0.0	0.0
<b>Expenditure Categories Total:</b>		186.1	289.8	0.0	289.8
<b>Fund Source</b>					
<b>Appropriated Funds</b>					
EV2226-A	Air Quality Fund (Appropriated)	0.0	0.0	0.0	0.0
EV2328-A	Permit Administration (Appropriated)	167.2	289.8	0.0	289.8
		167.2	289.8	0.0	289.8
<b>Non-Appropriated Funds</b>					
EV2271-N	Underground Storage Tank Revolving (Non-Appro	18.8	0.0	0.0	0.0
		18.8	0.0	0.0	0.0
<b>Fund Source Total:</b>		186.1	289.8	0.0	289.8

## Program Budget Unit Summary of Expenditures and Budget Request for Selected Funds

**Agency:** Department of Environmental Quality

FY 2020 Actual	FY 2021 Expd. Plan	FY 2022 Fund. Issue	FY 2022 Total Request
-------------------	-----------------------	------------------------	--------------------------

**Program:** Oil & Gas

**Fund:** EV2226-A Air Quality Fund

**Appropriated**

6000 Personal Services	0.0	0.0	0.0	0.0
6100 Employee Related Expenses	0.0	0.0	0.0	0.0
6200 Professional and Outside Services	0.0	0.0	0.0	0.0
6500 Travel In-State	0.0	0.0	0.0	0.0
6600 Travel Out of State	0.0	0.0	0.0	0.0
6700 Food	0.0	0.0	0.0	0.0
6800 Aid to Organizations and Individuals	0.0	0.0	0.0	0.0
7000 Other Operating Expenses	0.0	0.0	0.0	0.0
8000 Equipment	0.0	0.0	0.0	0.0
8100 Capital Outlay	0.0	0.0	0.0	0.0
8600 Debt Service	0.0	0.0	0.0	0.0
9000 Cost Allocation	0.0	0.0	0.0	0.0
9100 Transfers	0.0	0.0	0.0	0.0

<b>Appropriated Total:</b>	0.0	0.0	0.0	0.0
----------------------------	-----	-----	-----	-----

<b>Fund Total:</b>	0.0	0.0	0.0	0.0
--------------------	-----	-----	-----	-----

**Fund:** EV2271-N Underground Storage Tank Revolving

**Non-Appropriated**

6000 Personal Services	0.0	0.0	0.0	0.0
6100 Employee Related Expenses	0.0	0.0	0.0	0.0
6200 Professional and Outside Services	18.7	0.0	0.0	0.0
6500 Travel In-State	0.1	0.0	0.0	0.0
6600 Travel Out of State	0.0	0.0	0.0	0.0
6700 Food	0.0	0.0	0.0	0.0
6800 Aid to Organizations and Individuals	0.0	0.0	0.0	0.0
7000 Other Operating Expenses	0.0	0.0	0.0	0.0
8000 Equipment	0.0	0.0	0.0	0.0
8100 Capital Outlay	0.0	0.0	0.0	0.0

## Program Budget Unit Summary of Expenditures and Budget Request for Selected Funds

<b>Agency:</b> Department of Environmental Quality					
		<b>FY 2020</b>	<b>FY 2021</b>	<b>FY 2022</b>	<b>FY 2022</b>
		<b>Actual</b>	<b>Expd. Plan</b>	<b>Fund. Issue</b>	<b>Total Request</b>
<b>Program:</b> Oil & Gas					
<b>Fund:</b> EV2271-N Underground Storage Tank Revolving					
<b>Non-Appropriated</b>					
8600	Debt Service	0.0	0.0	0.0	0.0
9000	Cost Allocation	0.0	0.0	0.0	0.0
9100	Transfers	0.0	0.0	0.0	0.0
<b>Non-Appropriated Total:</b>		18.8	0.0	0.0	0.0
<b>Fund Total:</b>		18.8	0.0	0.0	0.0
<b>Fund:</b> EV2328-A Permit Administration					
<b>Appropriated</b>					
0000	FTE	2.3	1.3	0.0	1.3
6000	Personal Services	78.0	86.8	0.0	86.8
6100	Employee Related Expenses	25.8	28.7	0.0	28.7
6200	Professional and Outside Services	17.9	100.0	0.0	100.0
6500	Travel In-State	0.2	2.5	0.0	2.5
6600	Travel Out of State	0.0	3.0	0.0	3.0
6700	Food	0.0	0.0	0.0	0.0
6800	Aid to Organizations and Individuals	0.0	0.0	0.0	0.0
7000	Other Operating Expenses	8.6	16.8	0.0	16.8
8000	Equipment	0.0	0.0	0.0	0.0
8100	Capital Outlay	0.0	0.0	0.0	0.0
8600	Debt Service	0.0	0.0	0.0	0.0
9000	Cost Allocation	36.7	52.0	0.0	52.0
9100	Transfers	0.0	0.0	0.0	0.0
<b>Appropriated Total:</b>		167.2	289.8	0.0	289.8
<b>Fund Total:</b>		167.2	289.8	0.0	289.8
<b>Program Total For Selected Funds:</b>		186.1	289.8	0.0	289.8



## Program Expenditure Schedule

<b>Agency:</b>	Department of Environmental Quality
<b>Program:</b>	Oil & Gas

	FY 2020 Actual	FY 2021 Expd. Plan
FTE	2.3	1.3
<b>Expenditure Category Total</b>	<b>2.3</b>	<b>1.3</b>
<b>Appropriated</b>		
EV2328-A Permit Administration (Appropriated)	2.3	1.3
<b>Fund Source Total</b>	<b>2.3</b>	<b>1.3</b>
Personal Services	78.0	86.8
Boards and Commissions	0.0	0.0
<b>Expenditure Category Total</b>	<b>78.0</b>	<b>86.8</b>
<b>Appropriated</b>		
EV2328-A Permit Administration (Appropriated)	78.0	86.8
<b>Fund Source Total</b>	<b>78.0</b>	<b>86.8</b>
Employee Related Expenses	25.8	28.7
<b>Expenditure Category Total</b>	<b>25.8</b>	<b>28.7</b>
<b>Appropriated</b>		
EV2328-A Permit Administration (Appropriated)	25.8	28.7
<b>Fund Source Total</b>	<b>25.8</b>	<b>28.7</b>
Professional and Outside Services		100.0
External Prof/Outside Serv Budg And Appn	0.0	
External Investment Services	0.0	
Other External Financial Services	0.0	
Attorney General Legal Services	36.6	
External Legal Services	0.0	
External Engineer/Architect Cost - Exp	0.0	
External Engineer/Architect Cost- Cap	0.0	
Other Design	0.0	
Temporary Agency Services	0.0	
Hospital Services	0.0	
Other Medical Services	0.0	
Institutional Care	0.0	
Education And Training	0.0	
Vendor Travel	0.0	
Professional & Outside Services Excluded from Cost Alloca	0.0	
Vendor Travel - Non Reportable	0.0	
External Telecom Consulting Services	0.0	
Costs related to those in custody of the State	0.0	
Non - Confidential Specialist Fees	0.0	
Confidential Specialist Fees	0.0	
Outside Actuarial Costs	0.0	
Other Professional And Outside Services	0.0	

## Program Expenditure Schedule

<b>Agency:</b>	Department of Environmental Quality
<b>Program:</b>	Oil & Gas

	FY 2020 Actual	FY 2021 Expd. Plan
<b>Expenditure Category Total</b>	<b>36.6</b>	<b>100.0</b>
<b>Appropriated</b>		
EV2328-A Permit Administration (Appropriated)	17.9	100.0
	<b>17.9</b>	<b>100.0</b>
<b>Non-Appropriated</b>		
EV2271-N Underground Storage Tank Revolving (Non-Appropriated)	18.7	0.0
	<b>18.7</b>	<b>0.0</b>
<b>Fund Source Total</b>	<b>36.6</b>	<b>100.0</b>
<hr/>		
Travel In-State	0.4	2.5
<b>Expenditure Category Total</b>	<b>0.4</b>	<b>2.5</b>
<b>Appropriated</b>		
EV2328-A Permit Administration (Appropriated)	0.2	2.5
	<b>0.2</b>	<b>2.5</b>
<b>Non-Appropriated</b>		
EV2271-N Underground Storage Tank Revolving (Non-Appropriated)	0.1	0.0
	<b>0.1</b>	<b>0.0</b>
<b>Fund Source Total</b>	<b>0.4</b>	<b>2.5</b>
<hr/>		
Travel Out of State	0.0	3.0
<b>Expenditure Category Total</b>	<b>0.0</b>	<b>3.0</b>
<b>Appropriated</b>		
EV2328-A Permit Administration (Appropriated)	0.0	3.0
	<b>0.0</b>	<b>3.0</b>
<b>Fund Source Total</b>	<b>0.0</b>	<b>3.0</b>
<hr/>		
Food	0.0	0.0
<b>Expenditure Category Total</b>	<b>0.0</b>	<b>0.0</b>
<hr/>		
Aid to Organizations and Individuals	0.0	0.0
<b>Expenditure Category Total</b>	<b>0.0</b>	<b>0.0</b>
<b>Appropriated</b>		
EV2226-A Air Quality Fund (Appropriated)	0.0	0.0
	<b>0.0</b>	<b>0.0</b>
<b>Fund Source Total</b>	<b>0.0</b>	<b>0.0</b>
<hr/>		
Other Operating Expenses		16.8
Other Operating Expenditures Budg Approp	0.0	
Other Operating Expenditures Excluded from Cost Allocati	0.0	
Risk Management Charges To State Agency	0.0	
Risk Management Deductible - Indemnity	0.0	
Risk Management Deductible - Legal	0.0	
Risk Management Deductible - Medical	0.0	
Risk Management Deductible - Other	0.0	
Gen Liab- Non Physical-Taxable- Self Ins	0.0	
Gross Proceeds Payments To Attorneys	0.0	
General Liability- Non-Taxable- Self Ins	0.0	
Medical Malpractice - Self-Insured	0.0	
Automobile Liability - Self Insured	0.0	
General Property Damage - Self- Insured	0.0	

## Program Expenditure Schedule

<b>Agency:</b>	<b>Department of Environmental Quality</b>
<b>Program:</b>	<b>Oil &amp; Gas</b>

	FY 2020 Actual	FY 2021 Expd. Plan
Automobile Physical Damage-Self Insured	0.0	
Liability Insurance Premiums	0.0	
Property Insurance Premiums	0.0	
Workers Compensation Benefit Payments	0.0	
Self Insurance - Administrative Fees	0.0	
Self Insurance - Premiums	0.0	
Self Insurance - Claim Payments	0.0	
Self Insurance - Pharmacy Claims	0.0	
Premium Tax On Altcs	0.0	
Other Insurance-Related Charges	0.0	
Internal Service Data Processing	0.0	
Internal Service Data Proc- Pc/Lan	0.0	
External Programming-Mainframe/Legacy	0.0	
External Programming- Pc/Lan/Serv/Web	0.0	
External Data Entry	0.0	
Othr External Data Proc-Mainframe/Legacy	0.0	
Othr External Data Proc-Pc/Lan/Serv/Web	0.0	
Pmt for AFIS Development & Usage	0.0	
Internal Service Telecommunications	0.0	
External Telecom Long Distance-In-State	0.0	
External Telecom Long Distance-Out-State	0.0	
Other External Telecommunication Service	0.0	
Electricity	0.0	
Sanitation Waste Disposal	0.0	
Water	0.0	
Gas And Fuel Oil For Buildings	0.0	
Other Utilities	0.0	
Building Rent Charges To State Agencies	0.0	
Priv Lease To Own Bld Rent Chrgs To Agy	0.0	
Cert Of Part Bld Rent Chrgs To Agy	8.6	
Rental Of Land And Buildings	0.0	
Rental Of Computer Equipment	0.0	
Rental Of Other Machinery And Equipment	0.0	
Miscellaneous Rent	0.0	
Interest On Overdue Payments	0.0	
All Other Interest Payments	0.0	
Internal Acct/Budg/Financial Svcs	0.0	
Other Internal Services	0.0	
Repair And Maintenance - Buildings	0.0	
Repair And Maintenance - Vehicles	0.0	
Repair And Maint - Mainframe And Legacy	0.0	
Repair And Maint-Pc/Lan/Serv/Web	0.0	
Repair And Maintenance - Other Equipment	0.0	
Other Repair And Maintenance	0.0	
Software Support And Maintenance	0.0	
Uniforms	0.0	
Inmate Clothing	0.0	
Security Supplies	0.0	
Office Supplies	0.0	
Computer Supplies	0.0	
Housekeeping Supplies	0.0	

## Program Expenditure Schedule

<b>Agency:</b>	<b>Department of Environmental Quality</b>
<b>Program:</b>	<b>Oil &amp; Gas</b>

	FY 2020 Actual	FY 2021 Expd. Plan
Bedding And Bath Supplies	0.0	
Drugs And Medicine Supplies	0.0	
Medical Supplies	0.0	
Dental Supplies	0.0	
Automotive And Transportation Fuels	0.0	
Automotive Lubricants And Supplies	0.0	
Rpr And Maint Supplies-Not Auto Or Build	0.0	
Repair And Maintenance Supplies-Building	0.0	
Other Operating Supplies	0.0	
Publications	0.0	
Aggregate Withheld Or Paid Commissions	0.0	
Lottery Prizes	0.0	
Lottery Distribution Costs	0.0	
Material for Further Processing	0.0	
Other Resale Supplies	0.0	
Loss On Sales Of Capital Assets	0.0	
Loss on Sales of Investments	0.0	
Employee Tuition Reimbursement-Graduate	0.0	
Employee Tuition Reimb Under-Grad/Other	0.0	
Conference Registration-Attendance Fees	0.0	
Other Education And Training Costs	0.0	
Advertising	0.0	
Sponsorships	0.0	
Internal Printing	0.0	
External Printing	0.0	
Photography	0.0	
Postage And Delivery	0.0	
Document shredding and Destruction Services	0.0	
Translation and Sign Language Services	0.0	
Distribution To State Universities	0.0	
Other Intrastate Distributions	0.0	
Awards	0.0	
Entertainment And Promotional Items	0.0	
Dues	0.0	
Books- Subscriptions And Publications	0.0	
Costs For Digital Image Or Microfilm	0.0	
Revolving Fund Advances	0.0	
Credit Card Fees Over Approved Limit	0.0	
Relief Bill Expenditures	0.0	
Surplus Property Distr To State Agencies	0.0	
Security Services	0.0	
Judgments - Damages	0.0	
ICA Payments to Claimants Confidential	0.0	
Jdgmnt-Confidential Restitution To Indiv	0.0	
Judgments - Non-Confidential Restitution	0.0	
Judgments - Punitive And Compensatory	0.0	
Pmts Made to Resolve/Disputes/Avoid Costs of Litigation	0.0	
Pmts For Contracted State Inmate Labor	0.0	
Payments To State Inmates	0.0	
Bad Debt Expense	0.0	
Interview Expense	0.0	

## Program Expenditure Schedule

<b>Agency:</b>	<b>Department of Environmental Quality</b>
<b>Program:</b>	<b>Oil &amp; Gas</b>

	<b>FY 2020 Actual</b>	<b>FY 2021 Expd. Plan</b>
Employee Relocations-Nontaxable	0.0	
Employee Relocations-Taxable	0.0	
Non-Confidential Invest/Legal/Law Enf	0.0	
Conf/Sensitive Invest/Legal/Undercover	0.0	
Fingerprinting, Background Checks, Etc.	0.0	
Other Miscellaneous Operating	0.0	
<b>Expenditure Category Total</b>	<b>8.6</b>	<b>16.8</b>
<b>Appropriated</b>		
EV2328-A Permit Administration (Appropriated)	8.6	16.8
<b>Fund Source Total</b>	<b>8.6</b>	<b>16.8</b>
Current Year Expenditures		0.0
Capital Equipment Budget And Approp	0.0	
Vehicles Capital Purchase	0.0	
Vehicles Capital Leases	0.0	
Furniture Capital Purchase	0.0	
Depreciable Works Of Art & Hist Treas/Coll Capital Purcha	0.0	
Non Depr Works Of Art & Hist Treas/Coll Cap Purchase	0.0	
Furniture Capital Leases	0.0	
Computer Equipment Capital Purchase	0.0	
Computer Equipment Capital Lease	0.0	
Telecommunication Equip-Capital Purchase	0.0	
Telecommunication Equip-Capital Lease	0.0	
Other Equipment Capital Purchase	0.0	
Other Equipment Capital Leases	0.0	
Purchased Or Licensed Software-Website	0.0	
Internally Generated Software-Website	0.0	
Development in Progress	0.0	
Right-Of-Way/Easement/Extraction Rights	0.0	
Oth Int Assets purchased, licensed or internally generate	0.0	
Other intangible assets acquired by capital lease	0.0	
Other Capital Asset Purchases	0.0	
Leasehold Improvement-Capital Purchase	0.0	
Other Capital Asset Leases	0.0	
Non-Capital Equip Budget And Approp	0.0	
Vehicles Non-Capital Purchase	0.0	
Vehicles Non-Capital Leases	0.0	
Furniture Non-Capital Purchase	0.0	
Works Of Art And Hist Treas-Non Capital	0.0	
Furniture Non-Capital Leases	0.0	
Computer Equipment Non-Capital Purchase	0.0	
Computer Equipment Non-Capital Lease	0.0	
Telecomm Equip Non-Capital Purchase	0.0	
Telecomm Equip Non-Capital Leases	0.0	
Other Equipment Non-Capital Purchase	0.0	
Weapons Non-Capital Purchase	0.0	
Other Equipment Non-Capital Lease	0.0	
Purchased Or Licensed Software/Website	0.0	
Internally Generated Software/Website	0.0	
LICENSES AND PERMITS	0.0	

## Program Expenditure Schedule

<b>Agency:</b>	Department of Environmental Quality
<b>Program:</b>	Oil & Gas

	FY 2020 Actual	FY 2021 Expd. Plan
Right-Of-Way/Easement/Extraction Exp	0.0	
Other Intangible Assets - Purchased, Licensed or Internall	0.0	
Noncapital Software/Web By Capital Lease	0.0	
Other Intangible Assets Acquired by Capital Lease	0.0	
Other Long Lived Tangible Assets to be Expenses	0.0	
Non-Capital Equipment Excluded from Cost Allocation	0.0	
<b>Expenditure Category Total</b>	<b>0.0</b>	<b>0.0</b>
<hr/>		
Capital Outlay	0.0	0.0
<b>Expenditure Category Total</b>	<b>0.0</b>	<b>0.0</b>
<hr/>		
Debt Service	0.0	0.0
<b>Expenditure Category Total</b>	<b>0.0</b>	<b>0.0</b>
<hr/>		
Cost Allocation	36.7	52.0
<b>Expenditure Category Total</b>	<b>36.7</b>	<b>52.0</b>
<hr/>		
<b>Appropriated</b>		
EV2328-A Permit Administration (Appropriated)	36.7	52.0
<b>Fund Source Total</b>	<b>36.7</b>	<b>52.0</b>
<hr/>		
Transfers	0.0	0.0
<b>Expenditure Category Total</b>	<b>0.0</b>	<b>0.0</b>
<hr/>		

<b>Employee Retirement Coverage</b>			
<hr/>			
<b>Retirement System</b>	<b>FTE</b>	<b>Personal Services</b>	<b>Fund#</b>
Arizona State Retirement System	1.3	86.8	EV2328-A
<hr/>			
<b>Combined Regular &amp; Elected Positions At/Above FICA Maximum of \$142,800</b>			
<hr/>			
<b>Total FTE</b>	<b>Personal Services</b>	<b>FTE's not eligible for Health, Dental &amp; Life</b>	
0.0	0.0	0.0	

## Program Budget Unit Summary of Expenditures and Budget Request for All Funds

<b>Agency:</b>	Department of Environmental Quality
<b>Program:</b>	Vehicle Emissions Control

Expenditure Categories		FY 2020	FY 2021	FY 2022	FY 2022
		Actual	Expd. Plan	Fund. Issue	Total Request
0000	FTE	22.1	20.0	0.0	20.0
6000	Personal Services	960.9	819.8	0.0	819.8
6100	Employee Related Expenses	389.2	330.3	0.0	330.3
6200	Professional and Outside Services	23,199.9	1,427.2	0.0	1,427.2
6500	Travel In-State	19.7	35.0	0.0	35.0
6600	Travel Out of State	6.0	3.5	0.0	3.5
6700	Food	0.0	0.0	0.0	0.0
6800	Aid to Organizations and Individuals	951.9	1,952.7	0.0	1,952.7
7000	Other Operating Expenses	214.4	151.8	0.0	151.8
8000	Equipment	0.0	1,179.4	0.0	1,179.4
8100	Capital Outlay	0.0	0.0	0.0	0.0
8600	Debt Service	0.0	0.0	0.0	0.0
9000	Cost Allocation	1,185.4	517.5	0.0	517.5
9100	Transfers	2.6	0.0	0.0	0.0
<b>Expenditure Categories Total:</b>		26,930.0	6,417.2	0.0	6,417.2
<b>Fund Source</b>					
<b>Appropriated Funds</b>					
EV2082-A	DEQ Emissions Inspection (Appropriated)	25,828.3	5,162.2	0.0	5,162.2
EV2226-A	Air Quality Fund (Appropriated)	23.3	0.0	0.0	0.0
		25,851.6	5,162.2	0.0	5,162.2
<b>Non-Appropriated Funds</b>					
EV2000-N	Federal Grants Fund (Non-Appropriated)	0.0	45.0	0.0	45.0
EV2271-N	Underground Storage Tank Revolving (Non-Appro	0.0	10.0	0.0	10.0
EV2365-N	Voluntary Vehicle Repair & Retrofit Program (Non	1,078.4	1,200.0	0.0	1,200.0
		1,078.4	1,255.0	0.0	1,255.0
<b>Fund Source Total:</b>		26,930.0	6,417.2	0.0	6,417.2

## Program Budget Unit Summary of Expenditures and Budget Request for Selected Funds

**Agency:** Department of Environmental Quality

FY 2020 Actual	FY 2021 Expd. Plan	FY 2022 Fund. Issue	FY 2022 Total Request
-------------------	-----------------------	------------------------	--------------------------

**Program:** Vehicle Emissions Control

**Fund:** EV2000-N Federal Grants Fund

**Non-Appropriated**

6000 Personal Services	0.0	0.0	0.0	0.0
6100 Employee Related Expenses	0.0	0.0	0.0	0.0
6200 Professional and Outside Services	0.0	0.0	0.0	0.0
6500 Travel In-State	0.0	0.0	0.0	0.0
6600 Travel Out of State	0.0	0.0	0.0	0.0
6700 Food	0.0	0.0	0.0	0.0
6800 Aid to Organizations and Individuals	0.0	45.0	0.0	45.0
7000 Other Operating Expenses	0.0	0.0	0.0	0.0
8000 Equipment	0.0	0.0	0.0	0.0
8100 Capital Outlay	0.0	0.0	0.0	0.0
8600 Debt Service	0.0	0.0	0.0	0.0
9000 Cost Allocation	0.0	0.0	0.0	0.0
9100 Transfers	0.0	0.0	0.0	0.0

<b>Non-Appropriated Total:</b>	0.0	45.0	0.0	45.0
--------------------------------	-----	------	-----	------

<b>Fund Total:</b>	0.0	45.0	0.0	45.0
--------------------	-----	------	-----	------

**Fund:** EV2082-A DEQ Emissions Inspection

**Appropriated**

0000 FTE	22.1	20.0	0.0	20.0
6000 Personal Services	960.9	819.8	0.0	819.8
6100 Employee Related Expenses	389.2	330.3	0.0	330.3
6200 Professional and Outside Services	22,217.5	217.2	0.0	217.2
6500 Travel In-State	19.7	35.0	0.0	35.0
6600 Travel Out of State	6.0	3.5	0.0	3.5
6700 Food	0.0	0.0	0.0	0.0
6800 Aid to Organizations and Individuals	951.9	1,907.7	0.0	1,907.7
7000 Other Operating Expenses	136.6	151.8	0.0	151.8
8000 Equipment	0.0	1,179.4	0.0	1,179.4
8100 Capital Outlay	0.0	0.0	0.0	0.0



## Program Budget Unit Summary of Expenditures and Budget Request for Selected Funds

**Agency:** Department of Environmental Quality

FY 2020 Actual	FY 2021 Expd. Plan	FY 2022 Fund. Issue	FY 2022 Total Request
-------------------	-----------------------	------------------------	--------------------------

**Program:** Vehicle Emissions Control

**Fund:** EV2082-A DEQ Emissions Inspection

**Appropriated**

8600 Debt Service	0.0	0.0	0.0	0.0
9000 Cost Allocation	1,143.9	517.5	0.0	517.5
9100 Transfers	2.6	0.0	0.0	0.0
<b>Appropriated Total:</b>	25,828.3	5,162.2	0.0	5,162.2
<b>Fund Total:</b>	25,828.3	5,162.2	0.0	5,162.2

**Fund:** EV2226-A Air Quality Fund

**Appropriated**

6000 Personal Services	0.0	0.0	0.0	0.0
6100 Employee Related Expenses	0.0	0.0	0.0	0.0
6200 Professional and Outside Services	7.9	0.0	0.0	0.0
6500 Travel In-State	0.0	0.0	0.0	0.0
6600 Travel Out of State	0.0	0.0	0.0	0.0
6700 Food	0.0	0.0	0.0	0.0
6800 Aid to Organizations and Individuals	0.0	0.0	0.0	0.0
7000 Other Operating Expenses	11.6	0.0	0.0	0.0
8000 Equipment	0.0	0.0	0.0	0.0
8100 Capital Outlay	0.0	0.0	0.0	0.0
8600 Debt Service	0.0	0.0	0.0	0.0
9000 Cost Allocation	3.8	0.0	0.0	0.0
9100 Transfers	0.0	0.0	0.0	0.0
<b>Appropriated Total:</b>	23.3	0.0	0.0	0.0
<b>Fund Total:</b>	23.3	0.0	0.0	0.0

**Fund:** EV2271-N Underground Storage Tank Revolving

**Non-Appropriated**

6000 Personal Services	0.0	0.0	0.0	0.0
6100 Employee Related Expenses	0.0	0.0	0.0	0.0

## Program Budget Unit Summary of Expenditures and Budget Request for Selected Funds

**Agency:** Department of Environmental Quality

FY 2020 Actual	FY 2021 Expd. Plan	FY 2022 Fund. Issue	FY 2022 Total Request
-------------------	-----------------------	------------------------	--------------------------

**Program:** Vehicle Emissions Control

**Fund:** EV2271-N Underground Storage Tank Revolving

**Non-Appropriated**

6200 Professional and Outside Services	0.0	10.0	0.0	10.0
6500 Travel In-State	0.0	0.0	0.0	0.0
6600 Travel Out of State	0.0	0.0	0.0	0.0
6700 Food	0.0	0.0	0.0	0.0
6800 Aid to Organizations and Individuals	0.0	0.0	0.0	0.0
7000 Other Operating Expenses	0.0	0.0	0.0	0.0
8000 Equipment	0.0	0.0	0.0	0.0
8100 Capital Outlay	0.0	0.0	0.0	0.0
8600 Debt Service	0.0	0.0	0.0	0.0
9000 Cost Allocation	0.0	0.0	0.0	0.0
9100 Transfers	0.0	0.0	0.0	0.0

**Non-Appropriated Total:**

	0.0	10.0	0.0	10.0
--	-----	------	-----	------

<b>Fund Total:</b>	0.0	10.0	0.0	10.0
--------------------	-----	------	-----	------

**Fund:** EV2365-N Voluntary Vehicle Repair & Retrofit Program

**Non-Appropriated**

6000 Personal Services	0.0	0.0	0.0	0.0
6100 Employee Related Expenses	0.0	0.0	0.0	0.0
6200 Professional and Outside Services	974.5	1,200.0	0.0	1,200.0
6500 Travel In-State	0.0	0.0	0.0	0.0
6600 Travel Out of State	0.0	0.0	0.0	0.0
6700 Food	0.0	0.0	0.0	0.0
6800 Aid to Organizations and Individuals	0.0	0.0	0.0	0.0
7000 Other Operating Expenses	66.2	0.0	0.0	0.0
8000 Equipment	0.0	0.0	0.0	0.0
8100 Capital Outlay	0.0	0.0	0.0	0.0
8600 Debt Service	0.0	0.0	0.0	0.0
9000 Cost Allocation	37.7	0.0	0.0	0.0
9100 Transfers	0.0	0.0	0.0	0.0

## Program Budget Unit Summary of Expenditures and Budget Request for Selected Funds

Agency: Department of Environmental Quality				
	FY 2020 Actual	FY 2021 Expd. Plan	FY 2022 Fund. Issue	FY 2022 Total Request
Program: Vehicle Emissions Control				
Fund: EV2365-N Voluntary Vehicle Repair & Retrofit Program				
Non-Appropriated				
Non-Appropriated Total:	1,078.4	1,200.0	0.0	1,200.0
Fund Total:	1,078.4	1,200.0	0.0	1,200.0
Program Total For Selected Funds:	26,930.0	6,417.2	0.0	6,417.2

## Program Expenditure Schedule

<b>Agency:</b>	<b>Department of Environmental Quality</b>
<b>Program:</b>	<b>Vehicle Emissions Control</b>

	<b>FY 2020 Actual</b>	<b>FY 2021 Expd. Plan</b>
FTE	22.1	20.0
<b>Expenditure Category Total</b>	<b>22.1</b>	<b>20.0</b>
<b>Appropriated</b>		
EV2082-A DEQ Emissions Inspection (Appropriated)	22.1	20.0
<b>Fund Source Total</b>	<b>22.1</b>	<b>20.0</b>
<hr/>		
Personal Services	960.9	819.8
Boards and Commissions	0.0	0.0
<b>Expenditure Category Total</b>	<b>960.9</b>	<b>819.8</b>
<b>Appropriated</b>		
EV2082-A DEQ Emissions Inspection (Appropriated)	960.9	819.8
<b>Fund Source Total</b>	<b>960.9</b>	<b>819.8</b>
<hr/>		
Employee Related Expenses	389.2	330.3
<b>Expenditure Category Total</b>	<b>389.2</b>	<b>330.3</b>
<b>Appropriated</b>		
EV2082-A DEQ Emissions Inspection (Appropriated)	389.2	330.3
<b>Fund Source Total</b>	<b>389.2</b>	<b>330.3</b>
<hr/>		
Professional and Outside Services		1,427.2
External Prof/Outside Serv Budg And Appn	0.0	
External Investment Services	0.0	
Other External Financial Services	0.0	
Attorney General Legal Services	0.0	
External Legal Services	0.0	
External Engineer/Architect Cost - Exp	0.0	
External Engineer/Architect Cost- Cap	0.0	
Other Design	0.0	
Temporary Agency Services	7.9	
Hospital Services	0.0	
Other Medical Services	0.0	
Institutional Care	0.0	
Education And Training	0.0	
Vendor Travel	974.5	
Professional & Outside Services Excluded from Cost Alloca	0.0	
Vendor Travel - Non Reportable	0.0	
External Telecom Consulting Services	0.0	
Costs related to those in custody of the State	0.0	
Non - Confidential Specialist Fees	0.0	
Confidential Specialist Fees	0.0	
Outside Actuarial Costs	0.0	
Other Professional And Outside Services	22,217.5	

## Program Expenditure Schedule

<b>Agency:</b>	<b>Department of Environmental Quality</b>
<b>Program:</b>	<b>Vehicle Emissions Control</b>

	<b>FY 2020 Actual</b>	<b>FY 2021 Expd. Plan</b>
<b>Expenditure Category Total</b>	<b>23,199.9</b>	<b>1,427.2</b>
<b>Appropriated</b>		
EV2082-A DEQ Emissions Inspection (Appropriated)	22,217.5	217.2
EV2226-A Air Quality Fund (Appropriated)	7.9	0.0
	<b>22,225.4</b>	<b>217.2</b>
<b>Non-Appropriated</b>		
EV2271-N Underground Storage Tank Revolving (Non-Appropriated)	0.0	10.0
EV2365-N Voluntary Vehicle Repair & Retrofit Program (Non-Approp	974.5	1,200.0
	<b>974.5</b>	<b>1,210.0</b>
<b>Fund Source Total</b>	<b>23,199.9</b>	<b>1,427.2</b>
 Travel In-State	 19.7	 35.0
<b>Expenditure Category Total</b>	<b>19.7</b>	<b>35.0</b>
<b>Appropriated</b>		
EV2082-A DEQ Emissions Inspection (Appropriated)	19.7	35.0
	<b>19.7</b>	<b>35.0</b>
<b>Fund Source Total</b>	<b>19.7</b>	<b>35.0</b>
 Travel Out of State	 6.0	 3.5
<b>Expenditure Category Total</b>	<b>6.0</b>	<b>3.5</b>
<b>Appropriated</b>		
EV2082-A DEQ Emissions Inspection (Appropriated)	6.0	3.5
	<b>6.0</b>	<b>3.5</b>
<b>Fund Source Total</b>	<b>6.0</b>	<b>3.5</b>
 Food	 0.0	 0.0
<b>Expenditure Category Total</b>	<b>0.0</b>	<b>0.0</b>
 Aid to Organizations and Individuals	 951.9	 1,952.7
<b>Expenditure Category Total</b>	<b>951.9</b>	<b>1,952.7</b>
<b>Appropriated</b>		
EV2082-A DEQ Emissions Inspection (Appropriated)	951.9	1,907.7
	<b>951.9</b>	<b>1,907.7</b>
<b>Non-Appropriated</b>		
EV2000-N Federal Grants Fund (Non-Appropriated)	0.0	45.0
	<b>0.0</b>	<b>45.0</b>
<b>Fund Source Total</b>	<b>951.9</b>	<b>1,952.7</b>
 Other Operating Expenses		151.8
Other Operating Expenditures Budg Approp	0.0	
Other Operating Expenditures Excluded from Cost Allocati	0.0	
Risk Management Charges To State Agency	0.0	
Risk Management Deductible - Indemnity	0.0	
Risk Management Deductible - Legal	0.0	
Risk Management Deductible - Medical	0.0	
Risk Management Deductible - Other	0.0	
Gen Liab- Non Physical-Taxable- Self Ins	0.0	
Gross Proceeds Payments To Attorneys	0.0	
General Liability- Non-Taxable- Self Ins	0.0	
Medical Malpractice - Self-Insured	0.0	

## Program Expenditure Schedule

<b>Agency:</b>	<b>Department of Environmental Quality</b>
<b>Program:</b>	<b>Vehicle Emissions Control</b>

	FY 2020 Actual	FY 2021 Expd. Plan
Automobile Liability - Self Insured	0.0	
General Property Damage - Self- Insured	0.0	
Automobile Physical Damage-Self Insured	0.0	
Liability Insurance Premiums	0.0	
Property Insurance Premiums	0.0	
Workers Compensation Benefit Payments	0.0	
Self Insurance - Administrative Fees	0.0	
Self Insurance - Premiums	0.0	
Self Insurance - Claim Payments	0.0	
Self Insurance - Pharmacy Claims	0.0	
Premium Tax On Altcs	0.0	
Other Insurance-Related Charges	0.0	
Internal Service Data Processing	0.0	
Internal Service Data Proc- Pc/Lan	0.0	
External Programming-Mainframe/Legacy	0.0	
External Programming- Pc/Lan/Serv/Web	0.0	
External Data Entry	0.0	
Othr External Data Proc-Mainframe/Legacy	0.0	
Othr External Data Proc-Pc/Lan/Serv/Web	0.0	
Pmt for AFIS Development & Usage	0.0	
Internal Service Telecommunications	0.0	
External Telecom Long Distance-In-State	6.9	
External Telecom Long Distance-Out-State	0.0	
Other External Telecommunication Service	0.0	
Electricity	1.3	
Sanitation Waste Disposal	0.0	
Water	1.0	
Gas And Fuel Oil For Buildings	0.0	
Other Utilities	1.7	
Building Rent Charges To State Agencies	0.0	
Priv Lease To Own Bld Rent Chrgs To Agy	0.0	
Cert Of Part Bld Rent Chrgs To Agy	93.8	
Rental Of Land And Buildings	0.0	
Rental Of Computer Equipment	0.0	
Rental Of Other Machinery And Equipment	0.0	
Miscellaneous Rent	0.0	
Interest On Overdue Payments	0.0	
All Other Interest Payments	0.0	
Internal Acct/Budg/Financial Svcs	0.0	
Other Internal Services	0.0	
Repair And Maintenance - Buildings	0.0	
Repair And Maintenance - Vehicles	0.4	
Repair And Maint - Mainframe And Legacy	0.0	
Repair And Maint-Pc/Lan/Serv/Web	0.0	
Repair And Maintenance - Other Equipment	0.0	
Other Repair And Maintenance	4.9	
Software Support And Maintenance	0.0	
Uniforms	0.3	
Inmate Clothing	0.0	
Security Supplies	0.0	
Office Supplies	0.5	

## Program Expenditure Schedule

<b>Agency:</b>	<b>Department of Environmental Quality</b>
<b>Program:</b>	<b>Vehicle Emissions Control</b>

	FY 2020 Actual	FY 2021 Expd. Plan
Computer Supplies	0.0	
Housekeeping Supplies	0.0	
Bedding And Bath Supplies	0.0	
Drugs And Medicine Supplies	0.0	
Medical Supplies	0.0	
Dental Supplies	0.0	
Automotive And Transportation Fuels	1.8	
Automotive Lubricants And Supplies	0.0	
Rpr And Maint Supplies-Not Auto Or Build	0.0	
Repair And Maintenance Supplies-Building	0.0	
Other Operating Supplies	3.4	
Publications	0.0	
Aggregate Withheld Or Paid Commissions	0.0	
Lottery Prizes	0.0	
Lottery Distribution Costs	0.0	
Material for Further Processing	0.0	
Other Resale Supplies	0.0	
Loss On Sales Of Capital Assets	0.0	
Loss on Sales of Investments	0.0	
Employee Tuition Reimbursement-Graduate	0.0	
Employee Tuition Reimb Under-Grad/Other	0.0	
Conference Registration-Attendance Fees	3.3	
Other Education And Training Costs	0.9	
Advertising	61.0	
Sponsorships	0.0	
Internal Printing	0.0	
External Printing	9.9	
Photography	0.0	
Postage And Delivery	0.2	
Document shredding and Destruction Services	0.0	
Translation and Sign Language Services	0.0	
Distribution To State Universities	0.0	
Other Intrastate Distributions	0.0	
Awards	0.0	
Entertainment And Promotional Items	5.6	
Dues	12.3	
Books- Subscriptions And Publications	5.1	
Costs For Digital Image Or Microfilm	0.0	
Revolving Fund Advances	0.0	
Credit Card Fees Over Approved Limit	0.0	
Relief Bill Expenditures	0.0	
Surplus Property Distr To State Agencies	0.0	
Security Services	0.0	
Judgments - Damages	0.0	
ICA Payments to Claimants Confidential	0.0	
Jdgmnt-Confidential Restitution To Indiv	0.0	
Judgments - Non-Confidential Restitution	0.0	
Judgments - Punitive And Compensatory	0.0	
Pmts Made to Resolve/Disputes/Avoid Costs of Litigation	0.0	
Pmts For Contracted State Inmate Labor	0.0	
Payments To State Inmates	0.0	

## Program Expenditure Schedule

<b>Agency:</b>	<b>Department of Environmental Quality</b>
<b>Program:</b>	<b>Vehicle Emissions Control</b>

	<b>FY 2020 Actual</b>	<b>FY 2021 Expd. Plan</b>
Bad Debt Expense	0.0	
Interview Expense	0.0	
Employee Relocations-Nontaxable	0.0	
Employee Relocations-Taxable	0.0	
Non-Confidential Invest/Legal/Law Enf	0.0	
Conf/Sensitive Invest/Legal/Undercover	0.0	
Fingerprinting, Background Checks, Etc.	0.0	
Other Miscellaneous Operating	0.1	
<b>Expenditure Category Total</b>	<b>214.4</b>	<b>151.8</b>
<b>Appropriated</b>		
EV2082-A DEQ Emissions Inspection (Appropriated)	136.6	151.8
EV2226-A Air Quality Fund (Appropriated)	11.6	0.0
	<b>148.2</b>	<b>151.8</b>
<b>Non-Appropriated</b>		
EV2365-N Voluntary Vehicle Repair & Retrofit Program (Non-Approp	66.2	0.0
	<b>66.2</b>	<b>0.0</b>
<b>Fund Source Total</b>	<b>214.4</b>	<b>151.8</b>
Current Year Expenditures		1,179.4
Capital Equipment Budget And Approp	0.0	
Vehicles Capital Purchase	0.0	
Vehicles Capital Leases	0.0	
Furniture Capital Purchase	0.0	
Depreciable Works Of Art & Hist Treas/Coll Capital Purcha	0.0	
Non Depr Works Of Art & Hist Treas/Coll Cap Purchase	0.0	
Furniture Capital Leases	0.0	
Computer Equipment Capital Purchase	0.0	
Computer Equipment Capital Lease	0.0	
Telecommunication Equip-Capital Purchase	0.0	
Telecommunication Equip-Capital Lease	0.0	
Other Equipment Capital Purchase	0.0	
Other Equipment Capital Leases	0.0	
Purchased Or Licensed Software-Website	0.0	
Internally Generated Software-Website	0.0	
Development in Progress	0.0	
Right-Of-Way/Easement/Extraction Rights	0.0	
Oth Int Assets purchased, licensed or internally generate	0.0	
Other intangible assets acquired by capital lease	0.0	
Other Capital Asset Purchases	0.0	
Leasehold Improvement-Capital Purchase	0.0	
Other Capital Asset Leases	0.0	
Non-Capital Equip Budget And Approp	0.0	
Vehicles Non-Capital Purchase	0.0	
Vehicles Non-Capital Leases	0.0	
Furniture Non-Capital Purchase	0.0	
Works Of Art And Hist Treas-Non Capital	0.0	
Furniture Non-Capital Leases	0.0	
Computer Equipment Non-Capital Purchase	0.0	
Computer Equipment Non-Capital Lease	0.0	
Telecomm Equip Non-Capital Purchase	0.0	
Telecomm Equip Non-Capital Leases	0.0	



## Program Expenditure Schedule

<b>Agency:</b>	<b>Department of Environmental Quality</b>
<b>Program:</b>	<b>Vehicle Emissions Control</b>

	<b>FY 2020 Actual</b>	<b>FY 2021 Expd. Plan</b>
Other Equipment Non-Capital Purchase	0.0	
Weapons Non-Capital Purchase	0.0	
Other Equipment Non-Capital Lease	0.0	
Purchased Or Licensed Software/Website	0.0	
Internally Generated Software/Website	0.0	
LICENSES AND PERMITS	0.0	
Right-Of-Way/Easement/Extraction Exp	0.0	
Other Intangible Assets - Purchased, Licensed or Internall	0.0	
Noncapital Software/Web By Capital Lease	0.0	
Other Intangible Assets Acquired by Capital Lease	0.0	
Other Long Lived Tangible Assets to be Expenses	0.0	
Non-Capital Equipment Excluded from Cost Allocation	0.0	
<b>Expenditure Category Total</b>	<b>0.0</b>	<b>1,179.4</b>
<b>Appropriated</b>		
EV2082-A DEQ Emissions Inspection (Appropriated)	0.0	1,179.4
	<b>0.0</b>	<b>1,179.4</b>
<b>Fund Source Total</b>	<b>0.0</b>	<b>1,179.4</b>
Capital Outlay	0.0	0.0
<b>Expenditure Category Total</b>	<b>0.0</b>	<b>0.0</b>
Debt Service	0.0	0.0
<b>Expenditure Category Total</b>	<b>0.0</b>	<b>0.0</b>
Cost Allocation	1,185.4	517.5
<b>Expenditure Category Total</b>	<b>1,185.4</b>	<b>517.5</b>
<b>Appropriated</b>		
EV2082-A DEQ Emissions Inspection (Appropriated)	1,143.9	517.5
EV2226-A Air Quality Fund (Appropriated)	3.8	0.0
	<b>1,147.7</b>	<b>517.5</b>
<b>Non-Appropriated</b>		
EV2365-N Voluntary Vehicle Repair & Retrofit Program (Non-Approp	37.7	0.0
	<b>37.7</b>	<b>0.0</b>
<b>Fund Source Total</b>	<b>1,185.4</b>	<b>517.5</b>
Transfers	2.6	0.0
<b>Expenditure Category Total</b>	<b>2.6</b>	<b>0.0</b>
<b>Appropriated</b>		
EV2082-A DEQ Emissions Inspection (Appropriated)	2.6	0.0
	<b>2.6</b>	<b>0.0</b>
<b>Fund Source Total</b>	<b>2.6</b>	<b>0.0</b>

<b>Employee Retirement Coverage</b>			
<b>Retirement System</b>	<b>FTE</b>	<b>Personal Services</b>	<b>Fund#</b>
Arizona State Retirement System	20.1	819.8	EV2082-A

## Program Budget Unit Summary of Expenditures and Budget Request for All Funds

<b>Agency:</b>	Department of Environmental Quality
<b>Program:</b>	SLI Emissions Control Contractor Payments

Expenditure Categories		FY 2020	FY 2021	FY 2022	FY 2022
		Actual	Expd. Plan	Fund. Issue	Total Request
6000	Personal Services	0.0	0.0	0.0	0.0
6100	Employee Related Expenses	0.0	0.0	0.0	0.0
6200	Professional and Outside Services	0.0	21,119.5	0.0	21,119.5
6500	Travel In-State	0.0	0.0	0.0	0.0
6600	Travel Out of State	0.0	0.0	0.0	0.0
6700	Food	0.0	0.0	0.0	0.0
6800	Aid to Organizations and Individuals	0.0	0.0	0.0	0.0
7000	Other Operating Expenses	0.0	0.0	0.0	0.0
8000	Equipment	0.0	0.0	0.0	0.0
8100	Capital Outlay	0.0	0.0	0.0	0.0
8600	Debt Service	0.0	0.0	0.0	0.0
9000	Cost Allocation	0.0	0.0	0.0	0.0
9100	Transfers	0.0	0.0	0.0	0.0
<b>Expenditure Categories Total:</b>		0.0	21,119.5	0.0	21,119.5
<b>Fund Source</b>					
<b>Appropriated Funds</b>					
EV2082-A DEQ Emissions Inspection (Appropriated)		0.0	21,119.5	0.0	21,119.5
		0.0	21,119.5	0.0	21,119.5
<b>Fund Source Total:</b>		0.0	21,119.5	0.0	21,119.5

## Program Budget Unit Summary of Expenditures and Budget Request for Selected Funds

**Agency:** Department of Environmental Quality

FY 2020 Actual	FY 2021 Expd. Plan	FY 2022 Fund. Issue	FY 2022 Total Request
-------------------	-----------------------	------------------------	--------------------------

**Program:** SLI Emissions Control Contractor Payments

**Fund:** EV2082-A DEQ Emissions Inspection

**Appropriated**

6000 Personal Services	0.0	0.0	0.0	0.0
6100 Employee Related Expenses	0.0	0.0	0.0	0.0
6200 Professional and Outside Services	0.0	21,119.5	0.0	21,119.5
6500 Travel In-State	0.0	0.0	0.0	0.0
6600 Travel Out of State	0.0	0.0	0.0	0.0
6700 Food	0.0	0.0	0.0	0.0
6800 Aid to Organizations and Individuals	0.0	0.0	0.0	0.0
7000 Other Operating Expenses	0.0	0.0	0.0	0.0
8000 Equipment	0.0	0.0	0.0	0.0
8100 Capital Outlay	0.0	0.0	0.0	0.0
8600 Debt Service	0.0	0.0	0.0	0.0
9000 Cost Allocation	0.0	0.0	0.0	0.0
9100 Transfers	0.0	0.0	0.0	0.0

<b>Appropriated Total:</b>	0.0	21,119.5	0.0	21,119.5
----------------------------	-----	----------	-----	----------

<b>Fund Total:</b>	0.0	21,119.5	0.0	21,119.5
--------------------	-----	----------	-----	----------

<b>Program Total For Selected Funds:</b>	0.0	21,119.5	0.0	21,119.5
--	-----	----------	-----	----------

## Program Expenditure Schedule

<b>Agency:</b>	Department of Environmental Quality
<b>Program:</b>	SLI Emissions Control Contractor Payments

	FY 2020 Actual	FY 2021 Expd. Plan
FTE	0.0	0.0
<b>Expenditure Category Total</b>	<b>0.0</b>	<b>0.0</b>
Personal Services	0.0	0.0
Boards and Commissions	0.0	0.0
<b>Expenditure Category Total</b>	<b>0.0</b>	<b>0.0</b>
Employee Related Expenses	0.0	0.0
<b>Expenditure Category Total</b>	<b>0.0</b>	<b>0.0</b>
Professional and Outside Services		21,119.5
External Prof/Outside Serv Budg And Appn	0.0	
External Investment Services	0.0	
Other External Financial Services	0.0	
Attorney General Legal Services	0.0	
External Legal Services	0.0	
External Engineer/Architect Cost - Exp	0.0	
External Engineer/Architect Cost- Cap	0.0	
Other Design	0.0	
Temporary Agency Services	0.0	
Hospital Services	0.0	
Other Medical Services	0.0	
Institutional Care	0.0	
Education And Training	0.0	
Vendor Travel	0.0	
Professional & Outside Services Excluded from Cost Alloca	0.0	
Vendor Travel - Non Reportable	0.0	
External Telecom Consulting Services	0.0	
Costs related to those in custody of the State	0.0	
Non - Confidential Specialist Fees	0.0	
Confidential Specialist Fees	0.0	
Outside Actuarial Costs	0.0	
Other Professional And Outside Services	0.0	
<b>Expenditure Category Total</b>	<b>0.0</b>	<b>21,119.5</b>
<b>Appropriated</b>		
EV2082-A DEQ Emissions Inspection (Appropriated)	0.0	21,119.5
<b>Fund Source Total</b>	<b>0.0</b>	<b>21,119.5</b>
Travel In-State	0.0	0.0
<b>Expenditure Category Total</b>	<b>0.0</b>	<b>0.0</b>
Travel Out of State	0.0	0.0
<b>Expenditure Category Total</b>	<b>0.0</b>	<b>0.0</b>
Food	0.0	0.0
<b>Expenditure Category Total</b>	<b>0.0</b>	<b>0.0</b>

## Program Expenditure Schedule

<b>Agency:</b>	<b>Department of Environmental Quality</b>
<b>Program:</b>	<b>SLI Emissions Control Contractor Payments</b>

	<b>FY 2020 Actual</b>	<b>FY 2021 Expd. Plan</b>
Aid to Organizations and Individuals	0.0	0.0
<b>Expenditure Category Total</b>	<b>0.0</b>	<b>0.0</b>
<hr/>		
Other Operating Expenses		0.0
Other Operating Expenditures Budg Approp	0.0	
Other Operating Expenditures Excluded from Cost Allocati	0.0	
Risk Management Charges To State Agency	0.0	
Risk Management Deductible - Indemnity	0.0	
Risk Management Deductible - Legal	0.0	
Risk Management Deductible - Medical	0.0	
Risk Management Deductible - Other	0.0	
Gen Liab- Non Physical-Taxable- Self Ins	0.0	
Gross Proceeds Payments To Attorneys	0.0	
General Liability- Non-Taxable- Self Ins	0.0	
Medical Malpractice - Self-Insured	0.0	
Automobile Liability - Self Insured	0.0	
General Property Damage - Self- Insured	0.0	
Automobile Physical Damage-Self Insured	0.0	
Liability Insurance Premiums	0.0	
Property Insurance Premiums	0.0	
Workers Compensation Benefit Payments	0.0	
Self Insurance - Administrative Fees	0.0	
Self Insurance - Premiums	0.0	
Self Insurance - Claim Payments	0.0	
Self Insurance - Pharmacy Claims	0.0	
Premium Tax On Altcs	0.0	
Other Insurance-Related Charges	0.0	
Internal Service Data Processing	0.0	
Internal Service Data Proc- Pc/Lan	0.0	
External Programming-Mainframe/Legacy	0.0	
External Programming- Pc/Lan/Serv/Web	0.0	
External Data Entry	0.0	
Othr External Data Proc-Mainframe/Legacy	0.0	
Othr External Data Proc-Pc/Lan/Serv/Web	0.0	
Pmt for AFIS Development & Usage	0.0	
Internal Service Telecommunications	0.0	
External Telecom Long Distance-In-State	0.0	
External Telecom Long Distance-Out-State	0.0	
Other External Telecommunication Service	0.0	
Electricity	0.0	
Sanitation Waste Disposal	0.0	
Water	0.0	
Gas And Fuel Oil For Buildings	0.0	
Other Utilities	0.0	
Building Rent Charges To State Agencies	0.0	
Priv Lease To Own Bld Rent Chrgs To Agy	0.0	
Cert Of Part Bld Rent Chrgs To Agy	0.0	
Rental Of Land And Buildings	0.0	
Rental Of Computer Equipment	0.0	
Rental Of Other Machinery And Equipment	0.0	

## Program Expenditure Schedule

<b>Agency:</b>	<b>Department of Environmental Quality</b>
<b>Program:</b>	<b>SLI Emissions Control Contractor Payments</b>

	FY 2020 Actual	FY 2021 Expd. Plan
Miscellaneous Rent	0.0	
Interest On Overdue Payments	0.0	
All Other Interest Payments	0.0	
Internal Acct/Budg/Financial Svcs	0.0	
Other Internal Services	0.0	
Repair And Maintenance - Buildings	0.0	
Repair And Maintenance - Vehicles	0.0	
Repair And Maint - Mainframe And Legacy	0.0	
Repair And Maint-Pc/Lan/Serv/Web	0.0	
Repair And Maintenance - Other Equipment	0.0	
Other Repair And Maintenance	0.0	
Software Support And Maintenance	0.0	
Uniforms	0.0	
Inmate Clothing	0.0	
Security Supplies	0.0	
Office Supplies	0.0	
Computer Supplies	0.0	
Housekeeping Supplies	0.0	
Bedding And Bath Supplies	0.0	
Drugs And Medicine Supplies	0.0	
Medical Supplies	0.0	
Dental Supplies	0.0	
Automotive And Transportation Fuels	0.0	
Automotive Lubricants And Supplies	0.0	
Rpr And Maint Supplies-Not Auto Or Build	0.0	
Repair And Maintenance Supplies-Building	0.0	
Other Operating Supplies	0.0	
Publications	0.0	
Aggregate Withheld Or Paid Commissions	0.0	
Lottery Prizes	0.0	
Lottery Distribution Costs	0.0	
Material for Further Processing	0.0	
Other Resale Supplies	0.0	
Loss On Sales Of Capital Assets	0.0	
Loss on Sales of Investments	0.0	
Employee Tuition Reimbursement-Graduate	0.0	
Employee Tuition Reimb Under-Grad/Other	0.0	
Conference Registration-Attendance Fees	0.0	
Other Education And Training Costs	0.0	
Advertising	0.0	
Sponsorships	0.0	
Internal Printing	0.0	
External Printing	0.0	
Photography	0.0	
Postage And Delivery	0.0	
Document shredding and Destruction Services	0.0	
Translation and Sign Language Services	0.0	
Distribution To State Universities	0.0	
Other Intrastate Distributions	0.0	
Awards	0.0	
Entertainment And Promotional Items	0.0	

## Program Expenditure Schedule

<b>Agency:</b>	<b>Department of Environmental Quality</b>
<b>Program:</b>	<b>SLI Emissions Control Contractor Payments</b>

	<b>FY 2020 Actual</b>	<b>FY 2021 Expd. Plan</b>
Dues	0.0	
Books- Subscriptions And Publications	0.0	
Costs For Digital Image Or Microfilm	0.0	
Revolving Fund Advances	0.0	
Credit Card Fees Over Approved Limit	0.0	
Relief Bill Expenditures	0.0	
Surplus Property Distr To State Agencies	0.0	
Security Services	0.0	
Judgments - Damages	0.0	
ICA Payments to Claimants Confidential	0.0	
Jdgmnt-Confidential Restitution To Indiv	0.0	
Judgments - Non-Confidential Restitution	0.0	
Judgments - Punitive And Compensatory	0.0	
Pmts Made to Resolve/Disputes/Avoid Costs of Litigation	0.0	
Pmts For Contracted State Inmate Labor	0.0	
Payments To State Inmates	0.0	
Bad Debt Expense	0.0	
Interview Expense	0.0	
Employee Relocations-Nontaxable	0.0	
Employee Relocations-Taxable	0.0	
Non-Confidential Invest/Legal/Law Enf	0.0	
Conf/Sensitive Invest/Legal/Undercover	0.0	
Fingerprinting, Background Checks, Etc.	0.0	
Other Miscellaneous Operating	0.0	
<b>Expenditure Category Total</b>	<b>0.0</b>	<b>0.0</b>
Current Year Expenditures		0.0
Capital Equipment Budget And Approp	0.0	
Vehicles Capital Purchase	0.0	
Vehicles Capital Leases	0.0	
Furniture Capital Purchase	0.0	
Depreciable Works Of Art & Hist Treas/Coll Capital Purcha	0.0	
Non Depr Works Of Art & Hist Treas/Coll Cap Purchase	0.0	
Furniture Capital Leases	0.0	
Computer Equipment Capital Purchase	0.0	
Computer Equipment Capital Lease	0.0	
Telecommunication Equip-Capital Purchase	0.0	
Telecommunication Equip-Capital Lease	0.0	
Other Equipment Capital Purchase	0.0	
Other Equipment Capital Leases	0.0	
Purchased Or Licensed Software-Website	0.0	
Internally Generated Software-Website	0.0	
Development in Progress	0.0	
Right-Of-Way/Easement/Extraction Rights	0.0	
Oth Int Assets purchased, licensed or internally generate	0.0	
Other intangible assets acquired by capital lease	0.0	
Other Capital Asset Purchases	0.0	
Leasehold Improvement-Capital Purchase	0.0	
Other Capital Asset Leases	0.0	
Non-Capital Equip Budget And Approp	0.0	

## Program Expenditure Schedule

<b>Agency:</b>	<b>Department of Environmental Quality</b>
<b>Program:</b>	<b>SLI Emissions Control Contractor Payments</b>

	<b>FY 2020 Actual</b>	<b>FY 2021 Expd. Plan</b>
Vehicles Non-Capital Purchase	0.0	
Vehicles Non-Capital Leases	0.0	
Furniture Non-Capital Purchase	0.0	
Works Of Art And Hist Treas-Non Capital	0.0	
Furniture Non-Capital Leases	0.0	
Computer Equipment Non-Capital Purchase	0.0	
Computer Equipment Non-Capital Lease	0.0	
Telecomm Equip Non-Capital Purchase	0.0	
Telecomm Equip Non-Capital Leases	0.0	
Other Equipment Non-Capital Purchase	0.0	
Weapons Non-Capital Purchase	0.0	
Other Equipment Non-Capital Lease	0.0	
Purchased Or Licensed Software/Website	0.0	
Internally Generated Software/Website	0.0	
LICENSES AND PERMITS	0.0	
Right-Of-Way/Easement/Extraction Exp	0.0	
Other Intangible Assets - Purchased, Licensed or Internall	0.0	
Noncapital Software/Web By Capital Lease	0.0	
Other Intangible Assets Acquired by Capital Lease	0.0	
Other Long Lived Tangible Assets to be Expenses	0.0	
Non-Capital Equipment Excluded from Cost Allocation	0.0	
<b>Expenditure Category Total</b>	<b>0.0</b>	<b>0.0</b>
Capital Outlay	0.0	0.0
<b>Expenditure Category Total</b>	<b>0.0</b>	<b>0.0</b>
Debt Service	0.0	0.0
<b>Expenditure Category Total</b>	<b>0.0</b>	<b>0.0</b>
Cost Allocation	0.0	0.0
<b>Expenditure Category Total</b>	<b>0.0</b>	<b>0.0</b>
Transfers	0.0	0.0
<b>Expenditure Category Total</b>	<b>0.0</b>	<b>0.0</b>



## Program Budget Unit Summary of Expenditures and Budget Request for All Funds

<b>Agency:</b>	Department of Environmental Quality
<b>Program:</b>	SLI Maricopa County Dust Suppression Pilot Program

Expenditure Categories		FY 2020	FY 2021	FY 2022	FY 2022
		Actual	Expd. Plan	Fund. Issue	Total Request
6000	Personal Services	0.0	0.0	0.0	0.0
6100	Employee Related Expenses	0.0	0.0	0.0	0.0
6200	Professional and Outside Services	0.0	0.0	0.0	0.0
6500	Travel In-State	0.0	0.0	0.0	0.0
6600	Travel Out of State	0.0	0.0	0.0	0.0
6700	Food	0.0	0.0	0.0	0.0
6800	Aid to Organizations and Individuals	200.0	0.0	0.0	0.0
7000	Other Operating Expenses	0.0	0.0	0.0	0.0
8000	Equipment	0.0	0.0	0.0	0.0
8100	Capital Outlay	0.0	0.0	0.0	0.0
8600	Debt Service	0.0	0.0	0.0	0.0
9000	Cost Allocation	0.0	0.0	0.0	0.0
9100	Transfers	0.0	0.0	0.0	0.0
Expenditure Categories Total:		200.0	0.0	0.0	0.0
Fund Source					
Appropriated Funds					
AA1000-A General Fund (Appropriated)		200.0	0.0	0.0	0.0
		200.0	0.0	0.0	0.0
Fund Source Total:		200.0	0.0	0.0	0.0

## Program Budget Unit Summary of Expenditures and Budget Request for Selected Funds

**Agency:** Department of Environmental Quality

FY 2020 Actual	FY 2021 Expd. Plan	FY 2022 Fund. Issue	FY 2022 Total Request
-------------------	-----------------------	------------------------	--------------------------

**Program:** SLI Maricopa County Dust Suppression Pilot Program

**Fund:** AA1000-A General Fund

### Appropriated

6000 Personal Services	0.0	0.0	0.0	0.0
6100 Employee Related Expenses	0.0	0.0	0.0	0.0
6200 Professional and Outside Services	0.0	0.0	0.0	0.0
6500 Travel In-State	0.0	0.0	0.0	0.0
6600 Travel Out of State	0.0	0.0	0.0	0.0
6700 Food	0.0	0.0	0.0	0.0
6800 Aid to Organizations and Individuals	200.0	0.0	0.0	0.0
7000 Other Operating Expenses	0.0	0.0	0.0	0.0
8000 Equipment	0.0	0.0	0.0	0.0
8100 Capital Outlay	0.0	0.0	0.0	0.0
8600 Debt Service	0.0	0.0	0.0	0.0
9000 Cost Allocation	0.0	0.0	0.0	0.0
9100 Transfers	0.0	0.0	0.0	0.0

<b>Appropriated Total:</b>	200.0	0.0	0.0	0.0
----------------------------	-------	-----	-----	-----

<b>Fund Total:</b>	200.0	0.0	0.0	0.0
--------------------	-------	-----	-----	-----

<b>Program Total For Selected Funds:</b>	200.0	0.0	0.0	0.0
--	-------	-----	-----	-----

## Program Expenditure Schedule

<b>Agency:</b>	Department of Environmental Quality
<b>Program:</b>	SLI Maricopa County Dust Suppression Pilot Program

	FY 2020 Actual	FY 2021 Expd. Plan
FTE	0.0	0.0
<b>Expenditure Category Total</b>	<b>0.0</b>	<b>0.0</b>
Personal Services	0.0	0.0
Boards and Commissions	0.0	0.0
<b>Expenditure Category Total</b>	<b>0.0</b>	<b>0.0</b>
Employee Related Expenses	0.0	0.0
<b>Expenditure Category Total</b>	<b>0.0</b>	<b>0.0</b>
Professional and Outside Services		0.0
External Prof/Outside Serv Budg And Appn	0.0	
External Investment Services	0.0	
Other External Financial Services	0.0	
Attorney General Legal Services	0.0	
External Legal Services	0.0	
External Engineer/Architect Cost - Exp	0.0	
External Engineer/Architect Cost- Cap	0.0	
Other Design	0.0	
Temporary Agency Services	0.0	
Hospital Services	0.0	
Other Medical Services	0.0	
Institutional Care	0.0	
Education And Training	0.0	
Vendor Travel	0.0	
Professional & Outside Services Excluded from Cost Alloca	0.0	
Vendor Travel - Non Reportable	0.0	
External Telecom Consulting Services	0.0	
Costs related to those in custody of the State	0.0	
Non - Confidential Specialist Fees	0.0	
Confidential Specialist Fees	0.0	
Outside Actuarial Costs	0.0	
Other Professional And Outside Services	0.0	
<b>Expenditure Category Total</b>	<b>0.0</b>	<b>0.0</b>
Travel In-State	0.0	0.0
<b>Expenditure Category Total</b>	<b>0.0</b>	<b>0.0</b>
Travel Out of State	0.0	0.0
<b>Expenditure Category Total</b>	<b>0.0</b>	<b>0.0</b>
Food	0.0	0.0
<b>Expenditure Category Total</b>	<b>0.0</b>	<b>0.0</b>
Aid to Organizations and Individuals	200.0	0.0

## Program Expenditure Schedule

<b>Agency:</b>	<b>Department of Environmental Quality</b>
<b>Program:</b>	<b>SLI Maricopa County Dust Suppression Pilot Program</b>

	<b>FY 2020 Actual</b>	<b>FY 2021 Expd. Plan</b>
<b>Expenditure Category Total</b>	<b>200.0</b>	<b>0.0</b>
<b>Appropriated</b>		
AA1000-A General Fund (Appropriated)	200.0	0.0
<b>Fund Source Total</b>	<b>200.0</b>	<b>0.0</b>
Other Operating Expenses		0.0
Other Operating Expenditures Budg Approp	0.0	
Other Operating Expenditures Excluded from Cost Allocati	0.0	
Risk Management Charges To State Agency	0.0	
Risk Management Deductible - Indemnity	0.0	
Risk Management Deductible - Legal	0.0	
Risk Management Deductible - Medical	0.0	
Risk Management Deductible - Other	0.0	
Gen Liab- Non Physical-Taxable- Self Ins	0.0	
Gross Proceeds Payments To Attorneys	0.0	
General Liability- Non-Taxable- Self Ins	0.0	
Medical Malpractice - Self-Insured	0.0	
Automobile Liability - Self Insured	0.0	
General Property Damage - Self- Insured	0.0	
Automobile Physical Damage-Self Insured	0.0	
Liability Insurance Premiums	0.0	
Property Insurance Premiums	0.0	
Workers Compensation Benefit Payments	0.0	
Self Insurance - Administrative Fees	0.0	
Self Insurance - Premiums	0.0	
Self Insurance - Claim Payments	0.0	
Self Insurance - Pharmacy Claims	0.0	
Premium Tax On Altcs	0.0	
Other Insurance-Related Charges	0.0	
Internal Service Data Processing	0.0	
Internal Service Data Proc- Pc/Lan	0.0	
External Programming-Mainframe/Legacy	0.0	
External Programming- Pc/Lan/Serv/Web	0.0	
External Data Entry	0.0	
Othr External Data Proc-Mainframe/Legacy	0.0	
Othr External Data Proc-Pc/Lan/Serv/Web	0.0	
Pmt for AFIS Development & Usage	0.0	
Internal Service Telecommunications	0.0	
External Telecom Long Distance-In-State	0.0	
External Telecom Long Distance-Out-State	0.0	
Other External Telecommunication Service	0.0	
Electricity	0.0	
Sanitation Waste Disposal	0.0	
Water	0.0	
Gas And Fuel Oil For Buildings	0.0	
Other Utilities	0.0	
Building Rent Charges To State Agencies	0.0	
Priv Lease To Own Bld Rent Chrgs To Agy	0.0	
Cert Of Part Bld Rent Chrgs To Agy	0.0	
Rental Of Land And Buildings	0.0	

## Program Expenditure Schedule

<b>Agency:</b>	<b>Department of Environmental Quality</b>
<b>Program:</b>	<b>SLI Maricopa County Dust Suppression Pilot Program</b>

	<b>FY 2020 Actual</b>	<b>FY 2021 Expd. Plan</b>
Rental Of Computer Equipment	0.0	
Rental Of Other Machinery And Equipment	0.0	
Miscellaneous Rent	0.0	
Interest On Overdue Payments	0.0	
All Other Interest Payments	0.0	
Internal Acct/Budg/Financial Svcs	0.0	
Other Internal Services	0.0	
Repair And Maintenance - Buildings	0.0	
Repair And Maintenance - Vehicles	0.0	
Repair And Maint - Mainframe And Legacy	0.0	
Repair And Maint-Pc/Lan/Serv/Web	0.0	
Repair And Maintenance - Other Equipment	0.0	
Other Repair And Maintenance	0.0	
Software Support And Maintenance	0.0	
Uniforms	0.0	
Inmate Clothing	0.0	
Security Supplies	0.0	
Office Supplies	0.0	
Computer Supplies	0.0	
Housekeeping Supplies	0.0	
Bedding And Bath Supplies	0.0	
Drugs And Medicine Supplies	0.0	
Medical Supplies	0.0	
Dental Supplies	0.0	
Automotive And Transportation Fuels	0.0	
Automotive Lubricants And Supplies	0.0	
Rpr And Maint Supplies-Not Auto Or Build	0.0	
Repair And Maintenance Supplies-Building	0.0	
Other Operating Supplies	0.0	
Publications	0.0	
Aggregate Withheld Or Paid Commissions	0.0	
Lottery Prizes	0.0	
Lottery Distribution Costs	0.0	
Material for Further Processing	0.0	
Other Resale Supplies	0.0	
Loss On Sales Of Capital Assets	0.0	
Loss on Sales of Investments	0.0	
Employee Tuition Reimbursement-Graduate	0.0	
Employee Tuition Reimb Under-Grad/Other	0.0	
Conference Registration-Attendance Fees	0.0	
Other Education And Training Costs	0.0	
Advertising	0.0	
Sponsorships	0.0	
Internal Printing	0.0	
External Printing	0.0	
Photography	0.0	
Postage And Delivery	0.0	
Document shredding and Destruction Services	0.0	
Translation and Sign Language Services	0.0	
Distribution To State Universities	0.0	
Other Intrastate Distributions	0.0	

## Program Expenditure Schedule

<b>Agency:</b>	<b>Department of Environmental Quality</b>
<b>Program:</b>	<b>SLI Maricopa County Dust Suppression Pilot Program</b>

	<b>FY 2020 Actual</b>	<b>FY 2021 Expd. Plan</b>
Awards	0.0	
Entertainment And Promotional Items	0.0	
Dues	0.0	
Books- Subscriptions And Publications	0.0	
Costs For Digital Image Or Microfilm	0.0	
Revolving Fund Advances	0.0	
Credit Card Fees Over Approved Limit	0.0	
Relief Bill Expenditures	0.0	
Surplus Property Distr To State Agencies	0.0	
Security Services	0.0	
Judgments - Damages	0.0	
ICA Payments to Claimants Confidential	0.0	
Jdgmnt-Confidential Restitution To Indiv	0.0	
Judgments - Non-Confidential Restitution	0.0	
Judgments - Punitive And Compensatory	0.0	
Pmts Made to Resolve/Disputes/Avoid Costs of Litigation	0.0	
Pmts For Contracted State Inmate Labor	0.0	
Payments To State Inmates	0.0	
Bad Debt Expense	0.0	
Interview Expense	0.0	
Employee Relocations-Nontaxable	0.0	
Employee Relocations-Taxable	0.0	
Non-Confidential Invest/Legal/Law Enf	0.0	
Conf/Sensitive Invest/Legal/Undercover	0.0	
Fingerprinting, Background Checks, Etc.	0.0	
Other Miscellaneous Operating	0.0	
<b>Expenditure Category Total</b>	<b>0.0</b>	<b>0.0</b>
<hr/>		
Current Year Expenditures		0.0
Capital Equipment Budget And Approp	0.0	
Vehicles Capital Purchase	0.0	
Vehicles Capital Leases	0.0	
Furniture Capital Purchase	0.0	
Depreciable Works Of Art & Hist Treas/Coll Capital Purcha	0.0	
Non Depr Works Of Art & Hist Treas/Coll Cap Purchase	0.0	
Furniture Capital Leases	0.0	
Computer Equipment Capital Purchase	0.0	
Computer Equipment Capital Lease	0.0	
Telecommunication Equip-Capital Purchase	0.0	
Telecommunication Equip-Capital Lease	0.0	
Other Equipment Capital Purchase	0.0	
Other Equipment Capital Leases	0.0	
Purchased Or Licensed Software-Website	0.0	
Internally Generated Software-Website	0.0	
Development in Progress	0.0	
Right-Of-Way/Easement/Extraction Rights	0.0	
Oth Int Assets purchased, licensed or internally generate	0.0	
Other intangible assets acquired by capital lease	0.0	
Other Capital Asset Purchases	0.0	
Leasehold Improvement-Capital Purchase	0.0	

## Program Expenditure Schedule

<b>Agency:</b>	<b>Department of Environmental Quality</b>
<b>Program:</b>	<b>SLI Maricopa County Dust Suppression Pilot Program</b>

	<b>FY 2020 Actual</b>	<b>FY 2021 Expd. Plan</b>
Other Capital Asset Leases	0.0	
Non-Capital Equip Budget And Approp	0.0	
Vehicles Non-Capital Purchase	0.0	
Vehicles Non-Capital Leases	0.0	
Furniture Non-Capital Purchase	0.0	
Works Of Art And Hist Treas-Non Capital	0.0	
Furniture Non-Capital Leases	0.0	
Computer Equipment Non-Capital Purchase	0.0	
Computer Equipment Non-Capital Lease	0.0	
Telecomm Equip Non-Capital Purchase	0.0	
Telecomm Equip Non-Capital Leases	0.0	
Other Equipment Non-Capital Purchase	0.0	
Weapons Non-Capital Purchase	0.0	
Other Equipment Non-Capital Lease	0.0	
Purchased Or Licensed Software/Website	0.0	
Internally Generated Software/Website	0.0	
LICENSES AND PERMITS	0.0	
Right-Of-Way/Easement/Extraction Exp	0.0	
Other Intangible Assets - Purchased, Licensed or Internall	0.0	
Noncapital Software/Web By Capital Lease	0.0	
Other Intangible Assets Acquired by Capital Lease	0.0	
Other Long Lived Tangible Assets to be Expenses	0.0	
Non-Capital Equipment Excluded from Cost Allocation	0.0	
<b>Expenditure Category Total</b>	<b>0.0</b>	<b>0.0</b>
<hr/>		
Capital Outlay	0.0	0.0
<b>Expenditure Category Total</b>	<b>0.0</b>	<b>0.0</b>
<hr/>		
Debt Service	0.0	0.0
<b>Expenditure Category Total</b>	<b>0.0</b>	<b>0.0</b>
<hr/>		
Cost Allocation	0.0	0.0
<b>Expenditure Category Total</b>	<b>0.0</b>	<b>0.0</b>
<hr/>		
Transfers	0.0	0.0
<b>Expenditure Category Total</b>	<b>0.0</b>	<b>0.0</b>
<hr/>		

## Program Budget Unit Summary of Expenditures and Budget Request for All Funds

<b>Agency:</b>	Department of Environmental Quality
<b>Program:</b>	SLI Nogales Wastewater Project

<b>Expenditure Categories</b>		<b>FY 2020</b>	<b>FY 2021</b>	<b>FY 2022</b>	<b>FY 2022</b>
		<b>Actual</b>	<b>Expd. Plan</b>	<b>Fund. Issue</b>	<b>Total Request</b>
6000	Personal Services	0.0	0.0	0.0	0.0
6100	Employee Related Expenses	0.0	0.0	0.0	0.0
6200	Professional and Outside Services	0.0	0.0	0.0	0.0
6500	Travel In-State	0.0	0.0	0.0	0.0
6600	Travel Out of State	0.0	0.0	0.0	0.0
6700	Food	0.0	0.0	0.0	0.0
6800	Aid to Organizations and Individuals	2,569.3	0.0	0.0	0.0
7000	Other Operating Expenses	0.0	0.0	0.0	0.0
8000	Equipment	0.0	0.0	0.0	0.0
8100	Capital Outlay	0.0	0.0	0.0	0.0
8600	Debt Service	0.0	0.0	0.0	0.0
9000	Cost Allocation	0.0	0.0	0.0	0.0
9100	Transfers	0.0	0.0	0.0	0.0
<b>Expenditure Categories Total:</b>		2,569.3	0.0	0.0	0.0
<b>Fund Source</b>					
<b>Appropriated Funds</b>					
EV2082-A	DEQ Emissions Inspection (Appropriated)	1,269.3	0.0	0.0	0.0
EV2226-A	Air Quality Fund (Appropriated)	1,300.0	0.0	0.0	0.0
		2,569.3	0.0	0.0	0.0
<b>Fund Source Total:</b>		2,569.3	0.0	0.0	0.0



## Program Budget Unit Summary of Expenditures and Budget Request for Selected Funds

**Agency:** Department of Environmental Quality

FY 2020 Actual	FY 2021 Expd. Plan	FY 2022 Fund. Issue	FY 2022 Total Request
-------------------	-----------------------	------------------------	--------------------------

**Program:** SLI Nogales Wastewater Project

**Fund:** EV2082-A DEQ Emissions Inspection

**Appropriated**

6000 Personal Services	0.0	0.0	0.0	0.0
6100 Employee Related Expenses	0.0	0.0	0.0	0.0
6200 Professional and Outside Services	0.0	0.0	0.0	0.0
6500 Travel In-State	0.0	0.0	0.0	0.0
6600 Travel Out of State	0.0	0.0	0.0	0.0
6700 Food	0.0	0.0	0.0	0.0
6800 Aid to Organizations and Individuals	1,269.3	0.0	0.0	0.0
7000 Other Operating Expenses	0.0	0.0	0.0	0.0
8000 Equipment	0.0	0.0	0.0	0.0
8100 Capital Outlay	0.0	0.0	0.0	0.0
8600 Debt Service	0.0	0.0	0.0	0.0
9000 Cost Allocation	0.0	0.0	0.0	0.0
9100 Transfers	0.0	0.0	0.0	0.0
<b>Appropriated Total:</b>	<b>1,269.3</b>	<b>0.0</b>	<b>0.0</b>	<b>0.0</b>
<b>Fund Total:</b>	<b>1,269.3</b>	<b>0.0</b>	<b>0.0</b>	<b>0.0</b>

**Fund:** EV2226-A Air Quality Fund

**Appropriated**

6000 Personal Services	0.0	0.0	0.0	0.0
6100 Employee Related Expenses	0.0	0.0	0.0	0.0
6200 Professional and Outside Services	0.0	0.0	0.0	0.0
6500 Travel In-State	0.0	0.0	0.0	0.0
6600 Travel Out of State	0.0	0.0	0.0	0.0
6700 Food	0.0	0.0	0.0	0.0
6800 Aid to Organizations and Individuals	1,300.0	0.0	0.0	0.0
7000 Other Operating Expenses	0.0	0.0	0.0	0.0
8000 Equipment	0.0	0.0	0.0	0.0
8100 Capital Outlay	0.0	0.0	0.0	0.0

## Program Budget Unit Summary of Expenditures and Budget Request for Selected Funds

**Agency:** Department of Environmental Quality

FY 2020 Actual	FY 2021 Expd. Plan	FY 2022 Fund. Issue	FY 2022 Total Request
-------------------	-----------------------	------------------------	--------------------------

**Program:** SLI Nogales Wastewater Project

**Fund:** EV2226-A Air Quality Fund

**Appropriated**

8600 Debt Service	0.0	0.0	0.0	0.0
9000 Cost Allocation	0.0	0.0	0.0	0.0
9100 Transfers	0.0	0.0	0.0	0.0

<b>Appropriated Total:</b>	1,300.0	0.0	0.0	0.0
----------------------------	---------	-----	-----	-----

<b>Fund Total:</b>	1,300.0	0.0	0.0	0.0
--------------------	---------	-----	-----	-----

<b>Program Total For Selected Funds:</b>	2,569.3	0.0	0.0	0.0
--	---------	-----	-----	-----

## Program Expenditure Schedule

<b>Agency:</b>	Department of Environmental Quality
<b>Program:</b>	SLI Nogales Wastewater Project

	FY 2020 Actual	FY 2021 Expd. Plan
FTE	0.0	0.0
<b>Expenditure Category Total</b>	<b>0.0</b>	<b>0.0</b>
Personal Services	0.0	0.0
Boards and Commissions	0.0	0.0
<b>Expenditure Category Total</b>	<b>0.0</b>	<b>0.0</b>
Employee Related Expenses	0.0	0.0
<b>Expenditure Category Total</b>	<b>0.0</b>	<b>0.0</b>
Professional and Outside Services		0.0
External Prof/Outside Serv Budg And Appn	0.0	
External Investment Services	0.0	
Other External Financial Services	0.0	
Attorney General Legal Services	0.0	
External Legal Services	0.0	
External Engineer/Architect Cost - Exp	0.0	
External Engineer/Architect Cost- Cap	0.0	
Other Design	0.0	
Temporary Agency Services	0.0	
Hospital Services	0.0	
Other Medical Services	0.0	
Institutional Care	0.0	
Education And Training	0.0	
Vendor Travel	0.0	
Professional & Outside Services Excluded from Cost Alloca	0.0	
Vendor Travel - Non Reportable	0.0	
External Telecom Consulting Services	0.0	
Costs related to those in custody of the State	0.0	
Non - Confidential Specialist Fees	0.0	
Confidential Specialist Fees	0.0	
Outside Actuarial Costs	0.0	
Other Professional And Outside Services	0.0	
<b>Expenditure Category Total</b>	<b>0.0</b>	<b>0.0</b>
Travel In-State	0.0	0.0
<b>Expenditure Category Total</b>	<b>0.0</b>	<b>0.0</b>
Travel Out of State	0.0	0.0
<b>Expenditure Category Total</b>	<b>0.0</b>	<b>0.0</b>
Food	0.0	0.0
<b>Expenditure Category Total</b>	<b>0.0</b>	<b>0.0</b>
Aid to Organizations and Individuals	2,569.3	0.0

## Program Expenditure Schedule

<b>Agency:</b>	<b>Department of Environmental Quality</b>
<b>Program:</b>	<b>SLI Nogales Wastewater Project</b>

	<b>FY 2020 Actual</b>	<b>FY 2021 Expd. Plan</b>
<b>Expenditure Category Total</b>	<b>2,569.3</b>	<b>0.0</b>
<b>Appropriated</b>		
EV2082-A DEQ Emissions Inspection (Appropriated)	1,269.3	0.0
EV2226-A Air Quality Fund (Appropriated)	1,300.0	0.0
	<b>2,569.3</b>	<b>0.0</b>
<b>Fund Source Total</b>	<b>2,569.3</b>	<b>0.0</b>
Other Operating Expenses		0.0
Other Operating Expenditures Budg Approp	0.0	
Other Operating Expenditures Excluded from Cost Allocati	0.0	
Risk Management Charges To State Agency	0.0	
Risk Management Deductible - Indemnity	0.0	
Risk Management Deductible - Legal	0.0	
Risk Management Deductible - Medical	0.0	
Risk Management Deductible - Other	0.0	
Gen Liab- Non Physical-Taxable- Self Ins	0.0	
Gross Proceeds Payments To Attorneys	0.0	
General Liability- Non-Taxable- Self Ins	0.0	
Medical Malpractice - Self-Insured	0.0	
Automobile Liability - Self Insured	0.0	
General Property Damage - Self- Insured	0.0	
Automobile Physical Damage-Self Insured	0.0	
Liability Insurance Premiums	0.0	
Property Insurance Premiums	0.0	
Workers Compensation Benefit Payments	0.0	
Self Insurance - Administrative Fees	0.0	
Self Insurance - Premiums	0.0	
Self Insurance - Claim Payments	0.0	
Self Insurance - Pharmacy Claims	0.0	
Premium Tax On Altcs	0.0	
Other Insurance-Related Charges	0.0	
Internal Service Data Processing	0.0	
Internal Service Data Proc- Pc/Lan	0.0	
External Programming-Mainframe/Legacy	0.0	
External Programming- Pc/Lan/Serv/Web	0.0	
External Data Entry	0.0	
Othr External Data Proc-Mainframe/Legacy	0.0	
Othr External Data Proc-Pc/Lan/Serv/Web	0.0	
Pmt for AFIS Development & Usage	0.0	
Internal Service Telecommunications	0.0	
External Telecom Long Distance-In-State	0.0	
External Telecom Long Distance-Out-State	0.0	
Other External Telecommunication Service	0.0	
Electricity	0.0	
Sanitation Waste Disposal	0.0	
Water	0.0	
Gas And Fuel Oil For Buildings	0.0	
Other Utilities	0.0	
Building Rent Charges To State Agencies	0.0	
Priv Lease To Own Bld Rent Chrgs To Agy	0.0	
Cert Of Part Bld Rent Chrgs To Agy	0.0	

## Program Expenditure Schedule

<b>Agency:</b>	<b>Department of Environmental Quality</b>
<b>Program:</b>	<b>SLI Nogales Wastewater Project</b>

	FY 2020 Actual	FY 2021 Expd. Plan
Rental Of Land And Buildings	0.0	
Rental Of Computer Equipment	0.0	
Rental Of Other Machinery And Equipment	0.0	
Miscellaneous Rent	0.0	
Interest On Overdue Payments	0.0	
All Other Interest Payments	0.0	
Internal Acct/Budg/Financial Svcs	0.0	
Other Internal Services	0.0	
Repair And Maintenance - Buildings	0.0	
Repair And Maintenance - Vehicles	0.0	
Repair And Maint - Mainframe And Legacy	0.0	
Repair And Maint-Pc/Lan/Serv/Web	0.0	
Repair And Maintenance - Other Equipment	0.0	
Other Repair And Maintenance	0.0	
Software Support And Maintenance	0.0	
Uniforms	0.0	
Inmate Clothing	0.0	
Security Supplies	0.0	
Office Supplies	0.0	
Computer Supplies	0.0	
Housekeeping Supplies	0.0	
Bedding And Bath Supplies	0.0	
Drugs And Medicine Supplies	0.0	
Medical Supplies	0.0	
Dental Supplies	0.0	
Automotive And Transportation Fuels	0.0	
Automotive Lubricants And Supplies	0.0	
Rpr And Maint Supplies-Not Auto Or Build	0.0	
Repair And Maintenance Supplies-Building	0.0	
Other Operating Supplies	0.0	
Publications	0.0	
Aggregate Withheld Or Paid Commissions	0.0	
Lottery Prizes	0.0	
Lottery Distribution Costs	0.0	
Material for Further Processing	0.0	
Other Resale Supplies	0.0	
Loss On Sales Of Capital Assets	0.0	
Loss on Sales of Investments	0.0	
Employee Tuition Reimbursement-Graduate	0.0	
Employee Tuition Reimb Under-Grad/Other	0.0	
Conference Registration-Attendance Fees	0.0	
Other Education And Training Costs	0.0	
Advertising	0.0	
Sponsorships	0.0	
Internal Printing	0.0	
External Printing	0.0	
Photography	0.0	
Postage And Delivery	0.0	
Document shredding and Destruction Services	0.0	
Translation and Sign Language Services	0.0	
Distribution To State Universities	0.0	

## Program Expenditure Schedule

<b>Agency:</b>	<b>Department of Environmental Quality</b>
<b>Program:</b>	<b>SLI Nogales Wastewater Project</b>

	<b>FY 2020 Actual</b>	<b>FY 2021 Expd. Plan</b>
Other Intrastate Distributions	0.0	
Awards	0.0	
Entertainment And Promotional Items	0.0	
Dues	0.0	
Books- Subscriptions And Publications	0.0	
Costs For Digital Image Or Microfilm	0.0	
Revolving Fund Advances	0.0	
Credit Card Fees Over Approved Limit	0.0	
Relief Bill Expenditures	0.0	
Surplus Property Distr To State Agencies	0.0	
Security Services	0.0	
Judgments - Damages	0.0	
ICA Payments to Claimants Confidential	0.0	
Jdgmnt-Confidential Restitution To Indiv	0.0	
Judgments - Non-Confidential Restitution	0.0	
Judgments - Punitive And Compensatory	0.0	
Pmts Made to Resolve/Disputes/Avoid Costs of Litigation	0.0	
Pmts For Contracted State Inmate Labor	0.0	
Payments To State Inmates	0.0	
Bad Debt Expense	0.0	
Interview Expense	0.0	
Employee Relocations-Nontaxable	0.0	
Employee Relocations-Taxable	0.0	
Non-Confidential Invest/Legal/Law Enf	0.0	
Conf/Sensitive Invest/Legal/Undercover	0.0	
Fingerprinting, Background Checks, Etc.	0.0	
Other Miscellaneous Operating	0.0	
<b>Expenditure Category Total</b>	<b>0.0</b>	<b>0.0</b>
<hr/>		
Current Year Expenditures		0.0
Capital Equipment Budget And Approp	0.0	
Vehicles Capital Purchase	0.0	
Vehicles Capital Leases	0.0	
Furniture Capital Purchase	0.0	
Depreciable Works Of Art & Hist Treas/Coll Capital Purcha	0.0	
Non Depr Works Of Art & Hist Treas/Coll Cap Purchase	0.0	
Furniture Capital Leases	0.0	
Computer Equipment Capital Purchase	0.0	
Computer Equipment Capital Lease	0.0	
Telecommunication Equip-Capital Purchase	0.0	
Telecommunication Equip-Capital Lease	0.0	
Other Equipment Capital Purchase	0.0	
Other Equipment Capital Leases	0.0	
Purchased Or Licensed Software-Website	0.0	
Internally Generated Software-Website	0.0	
Development in Progress	0.0	
Right-Of-Way/Easement/Extraction Rights	0.0	
Oth Int Assets purchased, licensed or internally generate	0.0	
Other intangible assets acquired by capital lease	0.0	
Other Capital Asset Purchases	0.0	

## Program Expenditure Schedule

<b>Agency:</b>	<b>Department of Environmental Quality</b>
<b>Program:</b>	<b>SLI Nogales Wastewater Project</b>

	<b>FY 2020 Actual</b>	<b>FY 2021 Expd. Plan</b>
Leasehold Improvement-Capital Purchase	0.0	
Other Capital Asset Leases	0.0	
Non-Capital Equip Budget And Approp	0.0	
Vehicles Non-Capital Purchase	0.0	
Vehicles Non-Capital Leases	0.0	
Furniture Non-Capital Purchase	0.0	
Works Of Art And Hist Treas-Non Capital	0.0	
Furniture Non-Capital Leases	0.0	
Computer Equipment Non-Capital Purchase	0.0	
Computer Equipment Non-Capital Lease	0.0	
Telecomm Equip Non-Capital Purchase	0.0	
Telecomm Equip Non-Capital Leases	0.0	
Other Equipment Non-Capital Purchase	0.0	
Weapons Non-Capital Purchase	0.0	
Other Equipment Non-Capital Lease	0.0	
Purchased Or Licensed Software/Website	0.0	
Internally Generated Software/Website	0.0	
LICENSES AND PERMITS	0.0	
Right-Of-Way/Easement/Extraction Exp	0.0	
Other Intangible Assets - Purchased, Licensed or Internall	0.0	
Noncapital Software/Web By Capital Lease	0.0	
Other Intangible Assets Acquired by Capital Lease	0.0	
Other Long Lived Tangible Assets to be Expenses	0.0	
Non-Capital Equipment Excluded from Cost Allocation	0.0	
<b>Expenditure Category Total</b>	<b>0.0</b>	<b>0.0</b>
Capital Outlay	0.0	0.0
<b>Expenditure Category Total</b>	<b>0.0</b>	<b>0.0</b>
Debt Service	0.0	0.0
<b>Expenditure Category Total</b>	<b>0.0</b>	<b>0.0</b>
Cost Allocation	0.0	0.0
<b>Expenditure Category Total</b>	<b>0.0</b>	<b>0.0</b>
Transfers	0.0	0.0
<b>Expenditure Category Total</b>	<b>0.0</b>	<b>0.0</b>

## Program Summary of Expenditures and Budget Request

<b>Agency:</b>	Department of Environmental Quality
<b>Program:</b>	Waste Programs

		FY 2020 Actual	FY 2021 Expd. Plan	FY 2022 Fund. Issue	FY 2022 Total Request
<b>Program Summary</b>					
3-1	Solid Waste	1,968.2	2,390.4	0.0	2,390.4
3-2	Hazardous Waste	2,406.9	2,415.4	604.0	3,019.4
3-3	Emergency Response	1,077.7	1,365.4	0.0	1,365.4
3-4	UST and Leaking UST	42,931.8	33,561.5	0.0	33,561.5
3-5	WQARF	4,112.6	5,332.8	0.0	5,332.8
3-6	Voluntary Remediation	575.6	449.8	0.0	449.8
3-7	Brownfields	498.3	561.0	0.0	561.0
3-8	Federal Projects	1,382.8	1,820.9	0.0	1,820.9
3-9	SLI WQARF Priority Site Remediation	8,136.5	25,697.9	(1,000.0)	24,697.9
<b>Program Summary Total:</b>		63,090.4	73,595.1	(396.0)	73,199.1

<b>Expenditure Categories</b>					
0000	FTE Positions	141.9	153.2	0.0	153.2
6000	Personal Services	7,246.6	9,027.4	0.0	9,027.4
6100	Employee Related Expenses	2,679.5	3,367.8	0.0	3,367.8
6200	Professional and Outside Services	28,084.0	26,423.7	0.0	26,423.7
6500	Travel In-State	155.6	191.3	0.0	191.3
6600	Travel Out of State	20.3	62.0	0.0	62.0
6700	Food	0.0	0.0	0.0	0.0
6800	Aid to Organizations and Individuals	19,375.7	12,720.9	0.0	12,720.9
7000	Other Operating Expenses	1,120.2	1,109.7	0.0	1,109.7
8000	Equipment	55.1	55.0	0.0	55.0
8100	Capital Outlay	0.0	0.0	0.0	0.0
8600	Debt Service	0.0	0.0	0.0	0.0
9000	Cost Allocation	4,142.1	5,475.3	0.0	5,475.3
9100	Transfers	211.4	15,162.0	(396.0)	14,766.0
<b>Expenditure Categories Total:</b>		63,090.4	73,595.1	(396.0)	73,199.1

<b>Fund Source</b>					
<b>Appropriated Funds</b>					
AA1000-A	General Fund (Appropriated)	0.0	15,000.0	(15,000.0)	0.0
EV2178-A	Hazardous Waste Management (Appropriated)	1,312.0	1,388.3	0.0	1,388.3
EV2226-A	Air Quality Fund (Appropriated)	81.7	110.4	2,000.0	2,110.4
EV2271-A	Underground Storage Tank Revolving (Appropriat	0.0	160.8	0.0	160.8
EV2289-A	Recycling Fund (Appropriated)	1,034.8	1,396.8	1,500.0	2,896.8
EV2328-A	Permit Administration (Appropriated)	50.1	67.8	0.0	67.8



## Program Summary of Expenditures and Budget Request

<b>Agency:</b>	<b>Department of Environmental Quality</b>
<b>Program:</b>	<b>Waste Programs</b>

	FY 2020 Actual	FY 2021 Expd. Plan	FY 2022 Fund. Issue	FY 2022 Total Request
EV3031-A Emergency Response Fund (Appropriated)	132.7	132.8	500.0	632.8
EV3110-A Solid Waste Fee Fund (Appropriated)	957.2	993.6	604.0	1,597.6
EV4100-A Water Quality Fee Fund (Appropriated)	29.2	38.4	0.0	38.4
	3,597.7	19,288.9	(10,396.0)	8,892.9
<b>Non-Appropriated Funds</b>				
EV2000-N Federal Grants Fund (Non-Appropriated)	5,026.0	5,601.4	0.0	5,601.4
EV2221-N Water Quality Assurance Revolving Fund (Non-Ap	12,750.4	16,489.1	0.0	16,489.1
EV2271-N Underground Storage Tank Revolving (Non-Appro	41,363.7	32,033.9	10,000.0	42,033.9
EV2563-N Institutional & Engineering Control Fund (Non-Ap	14.8	31.6	0.0	31.6
EV2564-N Voluntary Remediation Fund (Non-Appropriated)	337.8	150.2	0.0	150.2
	59,492.7	54,306.2	10,000.0	64,306.2
<b>Fund Source Total:</b>	63,090.4	73,595.1	(396.0)	73,199.1

## Program Group Summary of Expenditures and Budget Request for Selected Funds

<b>Agency:</b>	Department of Environmental Quality
<b>Program:</b>	Waste Programs

	FY 2020 Actual	FY 2021 Expd. Plan	FY 2022 Fund. Issue	FY 2022 Total Request
--	-------------------	-----------------------	------------------------	--------------------------

<b>Fund:</b>	AA1000-A General Fund (Appropriated)
--------------	--------------------------------------

### Program Expenditures

#### COST CENTER/PROGRAM BUDGET UNIT

3-9	SLI WQARF Priority Site Remediation	0.0	15,000.0	(15,000.0)	0.0
	Total	0.0	15,000.0	(15,000.0)	0.0

### Appropriated Funding

#### Expenditure Categories

FTE Positions	0.0	0.0	0.0	0.0
Personal Services	0.0	0.0	0.0	0.0
Employee Related Expenses	0.0	0.0	0.0	0.0
Professional and Outside Services	0.0	0.0	0.0	0.0
Travel In-State	0.0	0.0	0.0	0.0
Travel Out of State	0.0	0.0	0.0	0.0
Food	0.0	0.0	0.0	0.0
Aid to Organizations and Individuals	0.0	0.0	0.0	0.0
Other Operating Expenses	0.0	0.0	0.0	0.0
Equipment	0.0	0.0	0.0	0.0
Capital Outlay	0.0	0.0	0.0	0.0
Debt Service	0.0	0.0	0.0	0.0
Cost Allocation	0.0	0.0	0.0	0.0
Transfers	0.0	15,000.0	(15,000.0)	0.0

<b>Expenditure Categories Total:</b>	0.0	15,000.0	(15,000.0)	0.0
--------------------------------------	-----	----------	------------	-----

<b>Fund AA1000-A Total:</b>	0.0	15,000.0	(15,000.0)	0.0
-----------------------------	-----	----------	------------	-----

## Program Group Summary of Expenditures and Budget Request for Selected Funds

<b>Agency:</b>	Department of Environmental Quality
<b>Program:</b>	Waste Programs

	FY 2020 Actual	FY 2021 Expd. Plan	FY 2022 Fund. Issue	FY 2022 Total Request
--	-------------------	-----------------------	------------------------	--------------------------

<b>Fund:</b>	EV2000-N Federal Grants Fund (Non-Appropriated)
--------------	---

### Program Expenditures

#### COST CENTER/PROGRAM BUDGET UNIT

3-2	Hazardous Waste	1,054.4	993.0	0.0	993.0
3-3	Emergency Response	284.4	421.3	0.0	421.3
3-4	UST and Leaking UST	1,829.8	1,537.2	0.0	1,537.2
3-6	Voluntary Remediation	223.0	268.0	0.0	268.0
3-7	Brownfields	498.3	561.0	0.0	561.0
3-8	Federal Projects	1,136.1	1,820.9	0.0	1,820.9
Total		5,026.0	5,601.4	0.0	5,601.4

### Non-Appropriated Funding

#### Expenditure Categories

FTE Positions	38.5	38.0	0.0	38.0
Personal Services	1,713.6	1,725.7	0.0	1,725.7
Employee Related Expenses	640.9	683.5	0.0	683.5
Professional and Outside Services	1,362.2	1,406.1	0.0	1,406.1
Travel In-State	17.1	25.8	0.0	25.8
Travel Out of State	13.3	30.0	0.0	30.0
Food	0.0	0.0	0.0	0.0
Aid to Organizations and Individuals	333.1	737.8	0.0	737.8
Other Operating Expenses	51.8	25.1	0.0	25.1
Equipment	6.0	0.0	0.0	0.0
Capital Outlay	0.0	0.0	0.0	0.0
Debt Service	0.0	0.0	0.0	0.0
Cost Allocation	885.0	967.4	0.0	967.4
Transfers	3.0	0.0	0.0	0.0

<b>Expenditure Categories Total:</b>	5,026.0	5,601.4	0.0	5,601.4
--------------------------------------	---------	---------	-----	---------

<b>Fund EV2000-N Total:</b>	5,026.0	5,601.4	0.0	5,601.4
-----------------------------	---------	---------	-----	---------

## Program Group Summary of Expenditures and Budget Request for Selected Funds

<b>Agency:</b>	Department of Environmental Quality
<b>Program:</b>	Waste Programs

	FY 2020 Actual	FY 2021 Expd. Plan	FY 2022 Fund. Issue	FY 2022 Total Request
--	-------------------	-----------------------	------------------------	--------------------------

<b>Fund:</b>	EV2178-A Hazardous Waste Management (Appropriated)
--------------	--

### Program Expenditures

#### COST CENTER/PROGRAM BUDGET UNIT

3-2	Hazardous Waste	1,240.5	1,322.4	0.0	1,322.4
3-3	Emergency Response	71.4	65.9	0.0	65.9
	Total	1,312.0	1,388.3	0.0	1,388.3

### Appropriated Funding

#### Expenditure Categories

FTE Positions	5.6	8.5	0.0	8.5
Personal Services	499.9	569.9	0.0	569.9
Employee Related Expenses	186.3	213.3	0.0	213.3
Professional and Outside Services	217.2	75.8	0.0	75.8
Travel In-State	20.3	36.5	0.0	36.5
Travel Out of State	3.5	5.0	0.0	5.0
Food	0.0	0.0	0.0	0.0
Aid to Organizations and Individuals	0.0	0.0	0.0	0.0
Other Operating Expenses	97.1	130.4	0.0	130.4
Equipment	4.2	5.0	0.0	5.0
Capital Outlay	0.0	0.0	0.0	0.0
Debt Service	0.0	0.0	0.0	0.0
Cost Allocation	283.6	352.4	0.0	352.4
Transfers	0.0	0.0	0.0	0.0

<b>Expenditure Categories Total:</b>	1,312.0	1,388.3	0.0	1,388.3
--------------------------------------	---------	---------	-----	---------

<b>Fund EV2178-A Total:</b>	1,312.0	1,388.3	0.0	1,388.3
-----------------------------	---------	---------	-----	---------

## Program Group Summary of Expenditures and Budget Request for Selected Funds

<b>Agency:</b>	Department of Environmental Quality
<b>Program:</b>	Waste Programs

	FY 2020 Actual	FY 2021 Expd. Plan	FY 2022 Fund. Issue	FY 2022 Total Request
--	-------------------	-----------------------	------------------------	--------------------------

<b>Fund:</b>	EV2221-N Water Quality Assurance Revolving Fund (Non-Appropriated)
--------------	--

### Program Expenditures

#### COST CENTER/PROGRAM BUDGET UNIT

3-3	Emergency Response	254.6	458.4	0.0	458.4
3-5	WQARF	4,112.6	5,332.8	0.0	5,332.8
3-8	Federal Projects	246.7	0.0	0.0	0.0
3-9	SLI WQARF Priority Site Remediation	8,136.5	10,697.9	0.0	10,697.9
	<b>Total</b>	<b>12,750.4</b>	<b>16,489.1</b>	<b>0.0</b>	<b>16,489.1</b>

### Non-Appropriated Funding

#### Expenditure Categories

FTE Positions	34.5	34.0	0.0	34.0
Personal Services	1,729.4	2,329.3	0.0	2,329.3
Employee Related Expenses	635.2	840.5	0.0	840.5
Professional and Outside Services	8,853.6	11,358.2	0.0	11,358.2
Travel In-State	53.6	53.0	0.0	53.0
Travel Out of State	0.5	21.0	0.0	21.0
Food	0.0	0.0	0.0	0.0
Aid to Organizations and Individuals	1.1	0.0	0.0	0.0
Other Operating Expenses	225.4	293.6	0.0	293.6
Equipment	6.7	7.0	0.0	7.0
Capital Outlay	0.0	0.0	0.0	0.0
Debt Service	0.0	0.0	0.0	0.0
Cost Allocation	1,087.5	1,426.5	0.0	1,426.5
Transfers	157.4	160.0	0.0	160.0

<b>Expenditure Categories Total:</b>	<b>12,750.4</b>	<b>16,489.1</b>	<b>0.0</b>	<b>16,489.1</b>
--------------------------------------	-----------------	-----------------	------------	-----------------

<b>Fund EV2221-N Total:</b>	<b>12,750.4</b>	<b>16,489.1</b>	<b>0.0</b>	<b>16,489.1</b>
-----------------------------	-----------------	-----------------	------------	-----------------

## Program Group Summary of Expenditures and Budget Request for Selected Funds

<b>Agency:</b>	Department of Environmental Quality
<b>Program:</b>	Waste Programs

	FY 2020 Actual	FY 2021 Expd. Plan	FY 2022 Fund. Issue	FY 2022 Total Request
--	-------------------	-----------------------	------------------------	--------------------------

<b>Fund:</b>	EV2226-A Air Quality Fund (Appropriated)
--------------	--

### Program Expenditures

#### COST CENTER/PROGRAM BUDGET UNIT

3-3	Emergency Response	81.7	110.4	0.0	110.4
3-9	SLI WQARF Priority Site Remediation	0.0	0.0	2,000.0	2,000.0
	Total	81.7	110.4	2,000.0	2,110.4

### Appropriated Funding

#### Expenditure Categories

FTE Positions	0.8	1.5	0.0	1.5
Personal Services	48.1	60.3	0.0	60.3
Employee Related Expenses	10.2	12.6	0.0	12.6
Professional and Outside Services	0.0	0.0	0.0	0.0
Travel In-State	0.0	0.0	0.0	0.0
Travel Out of State	0.0	0.0	0.0	0.0
Food	0.0	0.0	0.0	0.0
Aid to Organizations and Individuals	0.0	0.0	0.0	0.0
Other Operating Expenses	4.5	4.7	0.0	4.7
Equipment	0.0	0.0	0.0	0.0
Capital Outlay	0.0	0.0	0.0	0.0
Debt Service	0.0	0.0	0.0	0.0
Cost Allocation	18.9	32.8	0.0	32.8
Transfers	0.0	0.0	2,000.0	2,000.0

<b>Expenditure Categories Total:</b>	81.7	110.4	2,000.0	2,110.4
--------------------------------------	------	-------	---------	---------

<b>Fund EV2226-A Total:</b>	81.7	110.4	2,000.0	2,110.4
-----------------------------	------	-------	---------	---------

## Program Group Summary of Expenditures and Budget Request for Selected Funds

<b>Agency:</b>	Department of Environmental Quality
<b>Program:</b>	Waste Programs

	FY 2020 Actual	FY 2021 Expd. Plan	FY 2022 Fund. Issue	FY 2022 Total Request
--	-------------------	-----------------------	------------------------	--------------------------

<b>Fund:</b>	EV2271-A Underground Storage Tank Revolving (Appropriated)
--------------	--

### Program Expenditures

#### COST CENTER/PROGRAM BUDGET UNIT

3-4	UST and Leaking UST	0.0	160.8	0.0	160.8
	Total	0.0	160.8	0.0	160.8

### Appropriated Funding

#### Expenditure Categories

Personal Services	0.0	0.0	0.0	0.0
Employee Related Expenses	0.0	0.0	0.0	0.0
Professional and Outside Services	0.0	0.0	0.0	0.0
Travel In-State	0.0	0.0	0.0	0.0
Travel Out of State	0.0	0.0	0.0	0.0
Food	0.0	0.0	0.0	0.0
Aid to Organizations and Individuals	0.0	160.8	0.0	160.8
Other Operating Expenses	0.0	0.0	0.0	0.0
Equipment	0.0	0.0	0.0	0.0
Capital Outlay	0.0	0.0	0.0	0.0
Debt Service	0.0	0.0	0.0	0.0
Cost Allocation	0.0	0.0	0.0	0.0
Transfers	0.0	0.0	0.0	0.0

<b>Expenditure Categories Total:</b>	0.0	160.8	0.0	160.8
--------------------------------------	-----	-------	-----	-------

<b>Fund EV2271-A Total:</b>	0.0	160.8	0.0	160.8
-----------------------------	-----	-------	-----	-------

## Program Group Summary of Expenditures and Budget Request for Selected Funds

<b>Agency:</b>	Department of Environmental Quality
<b>Program:</b>	Waste Programs

	FY 2020 Actual	FY 2021 Expd. Plan	FY 2022 Fund. Issue	FY 2022 Total Request
--	-------------------	-----------------------	------------------------	--------------------------

<b>Fund:</b>	EV2271-N Underground Storage Tank Revolving (Non-Appropriated)
--------------	--

### Program Expenditures

#### COST CENTER/PROGRAM BUDGET UNIT

3-1	Solid Waste	51.9	0.0	0.0	0.0
3-2	Hazardous Waste	107.6	100.0	0.0	100.0
3-3	Emergency Response	102.2	70.4	0.0	70.4
3-4	UST and Leaking UST	41,102.0	31,863.5	0.0	31,863.5
3-9	SLI WQARF Priority Site Remediation	0.0	0.0	10,000.0	10,000.0
Total		41,363.7	32,033.9	10,000.0	42,033.9

### Non-Appropriated Funding

#### Expenditure Categories

FTE Positions	40.5	47.8	0.0	47.8
Personal Services	2,166.0	3,129.2	0.0	3,129.2
Employee Related Expenses	811.7	1,175.0	0.0	1,175.0
Professional and Outside Services	17,441.5	13,529.3	0.0	13,529.3
Travel In-State	38.5	40.0	0.0	40.0
Travel Out of State	0.8	1.0	0.0	1.0
Food	0.0	0.0	0.0	0.0
Aid to Organizations and Individuals	19,041.5	11,820.0	0.0	11,820.0
Other Operating Expenses	485.2	376.4	0.0	376.4
Equipment	26.4	10.0	0.0	10.0
Capital Outlay	0.0	0.0	0.0	0.0
Debt Service	0.0	0.0	0.0	0.0
Cost Allocation	1,301.1	1,951.0	0.0	1,951.0
Transfers	51.0	2.0	10,000.0	10,002.0

<b>Expenditure Categories Total:</b>	41,363.7	32,033.9	10,000.0	42,033.9
--------------------------------------	----------	----------	----------	----------

<b>Fund EV2271-N Total:</b>	41,363.7	32,033.9	10,000.0	42,033.9
-----------------------------	----------	----------	----------	----------



## Program Group Summary of Expenditures and Budget Request for Selected Funds

<b>Agency:</b>	Department of Environmental Quality
<b>Program:</b>	Waste Programs

		FY 2020 Actual	FY 2021 Expd. Plan	FY 2022 Fund. Issue	FY 2022 Total Request
<b>Fund:</b>	<b>EV2289-A Recycling Fund (Appropriated)</b>				
<b>Program Expenditures</b>					
	COST CENTER/PROGRAM BUDGET UNIT				
3-1	Solid Waste	1,034.8	1,396.8	0.0	1,396.8
3-9	SLI WQARF Priority Site Remediation	0.0	0.0	1,500.0	1,500.0
	Total	1,034.8	1,396.8	1,500.0	2,896.8

### Appropriated Funding

#### Expenditure Categories

FTE Positions	10.9	13.7	0.0	13.7
Personal Services	489.9	655.5	0.0	655.5
Employee Related Expenses	183.2	245.6	0.0	245.6
Professional and Outside Services	56.8	0.0	0.0	0.0
Travel In-State	0.0	3.0	0.0	3.0
Travel Out of State	0.0	0.0	0.0	0.0
Food	0.0	0.0	0.0	0.0
Aid to Organizations and Individuals	0.0	0.0	0.0	0.0
Other Operating Expenses	71.7	87.2	0.0	87.2
Equipment	3.1	0.0	0.0	0.0
Capital Outlay	0.0	0.0	0.0	0.0
Debt Service	0.0	0.0	0.0	0.0
Cost Allocation	230.1	405.5	0.0	405.5
Transfers	0.0	0.0	1,500.0	1,500.0
<b>Expenditure Categories Total:</b>	<b>1,034.8</b>	<b>1,396.8</b>	<b>1,500.0</b>	<b>2,896.8</b>
<b>Fund EV2289-A Total:</b>	<b>1,034.8</b>	<b>1,396.8</b>	<b>1,500.0</b>	<b>2,896.8</b>

## Program Group Summary of Expenditures and Budget Request for Selected Funds

<b>Agency:</b>	Department of Environmental Quality
<b>Program:</b>	Waste Programs

	FY 2020 Actual	FY 2021 Expd. Plan	FY 2022 Fund. Issue	FY 2022 Total Request
--	-------------------	-----------------------	------------------------	--------------------------

<b>Fund:</b>	EV2328-A Permit Administration (Appropriated)
--------------	---

### Program Expenditures

#### COST CENTER/PROGRAM BUDGET UNIT

3-3	Emergency Response	50.1	67.8	0.0	67.8
	Total	50.1	67.8	0.0	67.8

### Appropriated Funding

#### Expenditure Categories

FTE Positions	0.5	0.6	0.0	0.6
Personal Services	28.9	36.0	0.0	36.0
Employee Related Expenses	7.3	9.2	0.0	9.2
Professional and Outside Services	0.0	0.0	0.0	0.0
Travel In-State	0.0	0.0	0.0	0.0
Travel Out of State	0.0	0.0	0.0	0.0
Food	0.0	0.0	0.0	0.0
Aid to Organizations and Individuals	0.0	0.0	0.0	0.0
Other Operating Expenses	2.1	2.3	0.0	2.3
Equipment	0.0	0.0	0.0	0.0
Capital Outlay	0.0	0.0	0.0	0.0
Debt Service	0.0	0.0	0.0	0.0
Cost Allocation	11.8	20.3	0.0	20.3
Transfers	0.0	0.0	0.0	0.0

<b>Expenditure Categories Total:</b>	50.1	67.8	0.0	67.8
--------------------------------------	------	------	-----	------

<b>Fund EV2328-A Total:</b>	50.1	67.8	0.0	67.8
-----------------------------	------	------	-----	------

## Program Group Summary of Expenditures and Budget Request for Selected Funds

<b>Agency:</b>	Department of Environmental Quality
<b>Program:</b>	Waste Programs

	FY 2020 Actual	FY 2021 Expd. Plan	FY 2022 Fund. Issue	FY 2022 Total Request
--	-------------------	-----------------------	------------------------	--------------------------

<b>Fund:</b>	EV2563-N Institutional & Engineering Control Fund (Non-Appropriated)
--------------	--

### Program Expenditures

#### COST CENTER/PROGRAM BUDGET UNIT

3-6	Voluntary Remediation	14.8	31.6	0.0	31.6
	Total	14.8	31.6	0.0	31.6

### Non-Appropriated Funding

#### Expenditure Categories

FTE Positions	1.9	0.2	0.0	0.2
Personal Services	7.9	15.4	0.0	15.4
Employee Related Expenses	3.3	6.4	0.0	6.4
Professional and Outside Services	0.0	0.0	0.0	0.0
Travel In-State	0.0	0.0	0.0	0.0
Travel Out of State	0.0	0.0	0.0	0.0
Food	0.0	0.0	0.0	0.0
Aid to Organizations and Individuals	0.0	0.0	0.0	0.0
Other Operating Expenses	0.0	0.0	0.0	0.0
Equipment	0.0	0.0	0.0	0.0
Capital Outlay	0.0	0.0	0.0	0.0
Debt Service	0.0	0.0	0.0	0.0
Cost Allocation	3.6	9.8	0.0	9.8
Transfers	0.0	0.0	0.0	0.0

<b>Expenditure Categories Total:</b>	14.8	31.6	0.0	31.6
--------------------------------------	------	------	-----	------

<b>Fund EV2563-N Total:</b>	14.8	31.6	0.0	31.6
-----------------------------	------	------	-----	------

## Program Group Summary of Expenditures and Budget Request for Selected Funds

<b>Agency:</b>	Department of Environmental Quality
<b>Program:</b>	Waste Programs

	FY 2020 Actual	FY 2021 Expd. Plan	FY 2022 Fund. Issue	FY 2022 Total Request
--	-------------------	-----------------------	------------------------	--------------------------

<b>Fund:</b>	EV2564-N Voluntary Remediation Fund (Non-Appropriated)
--------------	--

### Program Expenditures

#### COST CENTER/PROGRAM BUDGET UNIT

3-6	Voluntary Remediation	337.8	150.2	0.0	150.2
	Total	337.8	150.2	0.0	150.2

### Non-Appropriated Funding

#### Expenditure Categories

Personal Services	110.4	49.6	0.0	49.6
Employee Related Expenses	36.4	16.5	0.0	16.5
Professional and Outside Services	132.8	54.3	0.0	54.3
Travel In-State	0.0	0.0	0.0	0.0
Travel Out of State	0.0	0.0	0.0	0.0
Food	0.0	0.0	0.0	0.0
Aid to Organizations and Individuals	0.0	0.0	0.0	0.0
Other Operating Expenses	0.0	0.0	0.0	0.0
Equipment	0.0	0.0	0.0	0.0
Capital Outlay	0.0	0.0	0.0	0.0
Debt Service	0.0	0.0	0.0	0.0
Cost Allocation	58.2	29.8	0.0	29.8
Transfers	0.0	0.0	0.0	0.0

<b>Expenditure Categories Total:</b>	337.8	150.2	0.0	150.2
--------------------------------------	-------	-------	-----	-------

<b>Fund EV2564-N Total:</b>	337.8	150.2	0.0	150.2
-----------------------------	-------	-------	-----	-------

## Program Group Summary of Expenditures and Budget Request for Selected Funds

<b>Agency:</b>	Department of Environmental Quality
<b>Program:</b>	Waste Programs

	FY 2020 Actual	FY 2021 Expd. Plan	FY 2022 Fund. Issue	FY 2022 Total Request
--	-------------------	-----------------------	------------------------	--------------------------

<b>Fund:</b>	EV3031-A Emergency Response Fund (Appropriated)
--------------	---

### Program Expenditures

#### COST CENTER/PROGRAM BUDGET UNIT

3-3	Emergency Response	132.7	132.8	0.0	132.8
3-9	SLI WQARF Priority Site Remediation	0.0	0.0	500.0	500.0
	Total	132.7	132.8	500.0	632.8

### Appropriated Funding

#### Expenditure Categories

FTE Positions	0.0	0.0	0.0	0.0
Personal Services	0.0	0.0	0.0	0.0
Employee Related Expenses	0.0	0.0	0.0	0.0
Professional and Outside Services	0.0	0.0	0.0	0.0
Travel In-State	0.0	0.0	0.0	0.0
Travel Out of State	0.0	0.0	0.0	0.0
Food	0.0	0.0	0.0	0.0
Aid to Organizations and Individuals	0.0	0.0	0.0	0.0
Other Operating Expenses	100.1	104.8	0.0	104.8
Equipment	0.0	28.0	0.0	28.0
Capital Outlay	0.0	0.0	0.0	0.0
Debt Service	0.0	0.0	0.0	0.0
Cost Allocation	32.6	0.0	0.0	0.0
Transfers	0.0	0.0	500.0	500.0

<b>Expenditure Categories Total:</b>	132.7	132.8	500.0	632.8
--------------------------------------	-------	-------	-------	-------

<b>Fund EV3031-A Total:</b>	132.7	132.8	500.0	632.8
-----------------------------	-------	-------	-------	-------

## Program Group Summary of Expenditures and Budget Request for Selected Funds

<b>Agency:</b>	Department of Environmental Quality
<b>Program:</b>	Waste Programs

	FY 2020 Actual	FY 2021 Expd. Plan	FY 2022 Fund. Issue	FY 2022 Total Request
--	-------------------	-----------------------	------------------------	--------------------------

<b>Fund:</b>	EV3110-A Solid Waste Fee Fund (Appropriated)
--------------	--

### Program Expenditures

#### COST CENTER/PROGRAM BUDGET UNIT

3-1	Solid Waste	881.5	993.6	0.0	993.6
3-2	Hazardous Waste	4.4	0.0	604.0	604.0
3-3	Emergency Response	71.3	0.0	0.0	0.0
Total		957.2	993.6	604.0	1,597.6

### Appropriated Funding

#### Expenditure Categories

FTE Positions	8.3	8.3	0.0	8.3
Personal Services	435.0	434.4	0.0	434.4
Employee Related Expenses	162.2	162.4	0.0	162.4
Professional and Outside Services	19.9	0.0	0.0	0.0
Travel In-State	26.1	33.0	0.0	33.0
Travel Out of State	2.2	5.0	0.0	5.0
Food	0.0	0.0	0.0	0.0
Aid to Organizations and Individuals	0.0	0.0	0.0	0.0
Other Operating Expenses	80.1	85.2	0.0	85.2
Equipment	8.7	5.0	0.0	5.0
Capital Outlay	0.0	0.0	0.0	0.0
Debt Service	0.0	0.0	0.0	0.0
Cost Allocation	223.1	268.6	0.0	268.6
Transfers	0.0	0.0	604.0	604.0

<b>Expenditure Categories Total:</b>	957.2	993.6	604.0	1,597.6
--------------------------------------	-------	-------	-------	---------

<b>Fund EV3110-A Total:</b>	957.2	993.6	604.0	1,597.6
-----------------------------	-------	-------	-------	---------

<b>Agency:</b>	Department of Environmental Quality
<b>Program:</b>	Waste Programs

	FY 2020 Actual	FY 2021 Expd. Plan	FY 2022 Fund. Issue	FY 2022 Total Request
--	-------------------	-----------------------	------------------------	--------------------------

<b>Fund:</b>	EV4100-A Water Quality Fee Fund (Appropriated)
--------------	--

#### Program Expenditures

##### COST CENTER/PROGRAM BUDGET UNIT

3-3	Emergency Response	29.2	38.4	0.0	38.4
	Total	29.2	38.4	0.0	38.4

#### Appropriated Funding

##### Expenditure Categories

FTE Positions	0.3	0.6	0.0	0.6
Personal Services	17.7	22.1	0.0	22.1
Employee Related Expenses	2.7	2.8	0.0	2.8
Professional and Outside Services	0.0	0.0	0.0	0.0
Travel In-State	0.0	0.0	0.0	0.0
Travel Out of State	0.0	0.0	0.0	0.0
Food	0.0	0.0	0.0	0.0
Aid to Organizations and Individuals	0.0	2.3	0.0	2.3
Other Operating Expenses	2.2	0.0	0.0	0.0
Equipment	0.0	0.0	0.0	0.0
Capital Outlay	0.0	0.0	0.0	0.0
Debt Service	0.0	0.0	0.0	0.0
Cost Allocation	6.6	11.2	0.0	11.2
Transfers	0.0	0.0	0.0	0.0

<b>Expenditure Categories Total:</b>	29.2	38.4	0.0	38.4
--------------------------------------	------	------	-----	------

<b>Fund EV4100-A Total:</b>	29.2	38.4	0.0	38.4
-----------------------------	------	------	-----	------

<b>Program 3 Total:</b>	63,294.2	73,595.1	(396.0)	73,199.1
-------------------------	----------	----------	---------	----------

## Program Budget Unit Summary of Expenditures and Budget Request for All Funds

<b>Agency:</b>	Department of Environmental Quality
<b>Program:</b>	Solid Waste

<b>Expenditure Categories</b>		<b>FY 2020</b>	<b>FY 2021</b>	<b>FY 2022</b>	<b>FY 2022</b>
		<b>Actual</b>	<b>Expd. Plan</b>	<b>Fund. Issue</b>	<b>Total Request</b>
0000	FTE	18.1	22.0	0.0	22.0
6000	Personal Services	888.5	1,089.9	0.0	1,089.9
6100	Employee Related Expenses	331.9	408.0	0.0	408.0
6200	Professional and Outside Services	76.7	0.0	0.0	0.0
6500	Travel In-State	26.1	36.0	0.0	36.0
6600	Travel Out of State	2.2	5.0	0.0	5.0
6700	Food	0.0	0.0	0.0	0.0
6800	Aid to Organizations and Individuals	0.0	0.0	0.0	0.0
7000	Other Operating Expenses	147.9	172.4	0.0	172.4
8000	Equipment	11.8	5.0	0.0	5.0
8100	Capital Outlay	0.0	0.0	0.0	0.0
8600	Debt Service	0.0	0.0	0.0	0.0
9000	Cost Allocation	433.1	674.1	0.0	674.1
9100	Transfers	50.0	0.0	0.0	0.0
<b>Expenditure Categories Total:</b>		1,968.2	2,390.4	0.0	2,390.4
<b>Fund Source</b>					
<b>Appropriated Funds</b>					
EV2289-A	Recycling Fund (Appropriated)	1,034.8	1,396.8	0.0	1,396.8
EV3110-A	Solid Waste Fee Fund (Appropriated)	881.5	993.6	0.0	993.6
		1,916.3	2,390.4	0.0	2,390.4
<b>Non-Appropriated Funds</b>					
EV2271-N	Underground Storage Tank Revolving (Non-Appro	51.9	0.0	0.0	0.0
		51.9	0.0	0.0	0.0
<b>Fund Source Total:</b>		1,968.2	2,390.4	0.0	2,390.4



## Program Budget Unit Summary of Expenditures and Budget Request for Selected Funds

**Agency:** Department of Environmental Quality

FY 2020 Actual	FY 2021 Expd. Plan	FY 2022 Fund. Issue	FY 2022 Total Request
-------------------	-----------------------	------------------------	--------------------------

**Program:** Solid Waste

**Fund:** EV2271-N Underground Storage Tank Revolving

**Non-Appropriated**

6000 Personal Services	0.0	0.0	0.0	0.0
6100 Employee Related Expenses	0.0	0.0	0.0	0.0
6200 Professional and Outside Services	0.0	0.0	0.0	0.0
6500 Travel In-State	0.0	0.0	0.0	0.0
6600 Travel Out of State	0.0	0.0	0.0	0.0
6700 Food	0.0	0.0	0.0	0.0
6800 Aid to Organizations and Individuals	0.0	0.0	0.0	0.0
7000 Other Operating Expenses	1.4	0.0	0.0	0.0
8000 Equipment	0.0	0.0	0.0	0.0
8100 Capital Outlay	0.0	0.0	0.0	0.0
8600 Debt Service	0.0	0.0	0.0	0.0
9000 Cost Allocation	0.5	0.0	0.0	0.0
9100 Transfers	50.0	0.0	0.0	0.0

<b>Non-Appropriated Total:</b>	51.9	0.0	0.0	0.0
--------------------------------	------	-----	-----	-----

<b>Fund Total:</b>	51.9	0.0	0.0	0.0
--------------------	------	-----	-----	-----

**Fund:** EV2289-A Recycling Fund

**Appropriated**

0000 FTE	10.9	13.7	0.0	13.7
6000 Personal Services	489.9	655.5	0.0	655.5
6100 Employee Related Expenses	183.2	245.6	0.0	245.6
6200 Professional and Outside Services	56.8	0.0	0.0	0.0
6500 Travel In-State	0.0	3.0	0.0	3.0
6600 Travel Out of State	0.0	0.0	0.0	0.0
6700 Food	0.0	0.0	0.0	0.0
6800 Aid to Organizations and Individuals	0.0	0.0	0.0	0.0
7000 Other Operating Expenses	71.7	87.2	0.0	87.2
8000 Equipment	3.1	0.0	0.0	0.0
8100 Capital Outlay	0.0	0.0	0.0	0.0

## Program Budget Unit Summary of Expenditures and Budget Request for Selected Funds

<b>Agency:</b> Department of Environmental Quality					
		<b>FY 2020</b>	<b>FY 2021</b>	<b>FY 2022</b>	<b>FY 2022</b>
		<b>Actual</b>	<b>Expd. Plan</b>	<b>Fund. Issue</b>	<b>Total Request</b>
<b>Program:</b> Solid Waste					
<b>Fund:</b> EV2289-A Recycling Fund					
<b>Appropriated</b>					
8600	Debt Service	0.0	0.0	0.0	0.0
9000	Cost Allocation	230.1	405.5	0.0	405.5
9100	Transfers	0.0	0.0	0.0	0.0
<b>Appropriated Total:</b>		1,034.8	1,396.8	0.0	1,396.8
<b>Fund Total:</b>		1,034.8	1,396.8	0.0	1,396.8
<b>Fund:</b> EV3110-A Solid Waste Fee Fund					
<b>Appropriated</b>					
0000	FTE	7.2	8.3	0.0	8.3
6000	Personal Services	398.6	434.4	0.0	434.4
6100	Employee Related Expenses	148.7	162.4	0.0	162.4
6200	Professional and Outside Services	19.9	0.0	0.0	0.0
6500	Travel In-State	26.1	33.0	0.0	33.0
6600	Travel Out of State	2.2	5.0	0.0	5.0
6700	Food	0.0	0.0	0.0	0.0
6800	Aid to Organizations and Individuals	0.0	0.0	0.0	0.0
7000	Other Operating Expenses	74.8	85.2	0.0	85.2
8000	Equipment	8.7	5.0	0.0	5.0
8100	Capital Outlay	0.0	0.0	0.0	0.0
8600	Debt Service	0.0	0.0	0.0	0.0
9000	Cost Allocation	202.5	268.6	0.0	268.6
9100	Transfers	0.0	0.0	0.0	0.0
<b>Appropriated Total:</b>		881.5	993.6	0.0	993.6
<b>Fund Total:</b>		881.5	993.6	0.0	993.6
<b>Program Total For Selected Funds:</b>		1,968.2	2,390.4	0.0	2,390.4

## Program Expenditure Schedule

<b>Agency:</b>	<b>Department of Environmental Quality</b>
<b>Program:</b>	<b>Solid Waste</b>

	<b>FY 2020 Actual</b>	<b>FY 2021 Expd. Plan</b>
FTE	18.1	22.0
<b>Expenditure Category Total</b>	<b>18.1</b>	<b>22.0</b>
<b>Appropriated</b>		
EV2289-A Recycling Fund (Appropriated)	10.9	13.7
EV3110-A Solid Waste Fee Fund (Appropriated)	7.2	8.3
<b>Fund Source Total</b>	<b>18.1</b>	<b>22.0</b>
Personal Services	888.5	1,089.9
Boards and Commissions	0.0	0.0
<b>Expenditure Category Total</b>	<b>888.5</b>	<b>1,089.9</b>
<b>Appropriated</b>		
EV2289-A Recycling Fund (Appropriated)	489.9	655.5
EV3110-A Solid Waste Fee Fund (Appropriated)	398.6	434.4
<b>Fund Source Total</b>	<b>888.5</b>	<b>1,089.9</b>
Employee Related Expenses	331.9	408.0
<b>Expenditure Category Total</b>	<b>331.9</b>	<b>408.0</b>
<b>Appropriated</b>		
EV2289-A Recycling Fund (Appropriated)	183.2	245.6
EV3110-A Solid Waste Fee Fund (Appropriated)	148.7	162.4
<b>Fund Source Total</b>	<b>331.9</b>	<b>408.0</b>
Professional and Outside Services		0.0
External Prof/Outside Serv Budg And Appn	0.0	
External Investment Services	0.0	
Other External Financial Services	0.0	
Attorney General Legal Services	0.0	
External Legal Services	0.3	
External Engineer/Architect Cost - Exp	0.0	
External Engineer/Architect Cost- Cap	0.0	
Other Design	0.0	
Temporary Agency Services	70.5	
Hospital Services	0.0	
Other Medical Services	0.0	
Institutional Care	0.0	
Education And Training	0.0	
Vendor Travel	0.0	
Professional & Outside Services Excluded from Cost Alloca	0.0	
Vendor Travel - Non Reportable	0.0	
External Telecom Consulting Services	0.0	
Costs related to those in custody of the State	0.0	
Non - Confidential Specialist Fees	0.0	
Confidential Specialist Fees	0.0	
Outside Actuarial Costs	0.0	
Other Professional And Outside Services	6.0	

## Program Expenditure Schedule

<b>Agency:</b>	<b>Department of Environmental Quality</b>
<b>Program:</b>	<b>Solid Waste</b>

	<b>FY 2020 Actual</b>	<b>FY 2021 Expd. Plan</b>
<b>Expenditure Category Total</b>	<b>76.7</b>	<b>0.0</b>
<b>Appropriated</b>		
EV2289-A Recycling Fund (Appropriated)	56.8	0.0
EV3110-A Solid Waste Fee Fund (Appropriated)	19.9	0.0
	<b>76.7</b>	<b>0.0</b>
<b>Fund Source Total</b>	<b>76.7</b>	<b>0.0</b>
<hr/>		
Travel In-State	26.1	36.0
<b>Expenditure Category Total</b>	<b>26.1</b>	<b>36.0</b>
<b>Appropriated</b>		
EV2289-A Recycling Fund (Appropriated)	0.0	3.0
EV3110-A Solid Waste Fee Fund (Appropriated)	26.1	33.0
	<b>26.1</b>	<b>36.0</b>
<b>Fund Source Total</b>	<b>26.1</b>	<b>36.0</b>
<hr/>		
Travel Out of State	2.2	5.0
<b>Expenditure Category Total</b>	<b>2.2</b>	<b>5.0</b>
<b>Appropriated</b>		
EV3110-A Solid Waste Fee Fund (Appropriated)	2.2	5.0
	<b>2.2</b>	<b>5.0</b>
<b>Fund Source Total</b>	<b>2.2</b>	<b>5.0</b>
<hr/>		
Food	0.0	0.0
<b>Expenditure Category Total</b>	<b>0.0</b>	<b>0.0</b>
<hr/>		
Aid to Organizations and Individuals	0.0	0.0
<b>Expenditure Category Total</b>	<b>0.0</b>	<b>0.0</b>
<hr/>		
Other Operating Expenses		172.4
Other Operating Expenditures Budg Approp	0.0	
Other Operating Expenditures Excluded from Cost Allocati	0.0	
Risk Management Charges To State Agency	0.0	
Risk Management Deductible - Indemnity	0.0	
Risk Management Deductible - Legal	0.0	
Risk Management Deductible - Medical	0.0	
Risk Management Deductible - Other	0.0	
Gen Liab- Non Physical-Taxable- Self Ins	0.0	
Gross Proceeds Payments To Attorneys	0.0	
General Liability- Non-Taxable- Self Ins	0.0	
Medical Malpractice - Self-Insured	0.0	
Automobile Liability - Self Insured	0.0	
General Property Damage - Self- Insured	0.0	
Automobile Physical Damage-Self Insured	0.0	
Liability Insurance Premiums	0.0	
Property Insurance Premiums	0.0	
Workers Compensation Benefit Payments	0.0	
Self Insurance - Administrative Fees	0.0	
Self Insurance - Premiums	0.0	
Self Insurance - Claim Payments	0.0	

## Program Expenditure Schedule

<b>Agency:</b>	<b>Department of Environmental Quality</b>
<b>Program:</b>	<b>Solid Waste</b>

	FY 2020 Actual	FY 2021 Expd. Plan
Self Insurance - Pharmacy Claims	0.0	
Premium Tax On Altcs	0.0	
Other Insurance-Related Charges	0.0	
Internal Service Data Processing	0.0	
Internal Service Data Proc- Pc/Lan	0.0	
External Programming-Mainframe/Legacy	0.0	
External Programming- Pc/Lan/Serv/Web	0.0	
External Data Entry	0.0	
Othr External Data Proc-Mainframe/Legacy	0.0	
Othr External Data Proc-Pc/Lan/Serv/Web	0.0	
Pmt for AFIS Development & Usage	0.0	
Internal Service Telecommunications	0.0	
External Telecom Long Distance-In-State	6.7	
External Telecom Long Distance-Out-State	0.0	
Other External Telecommunication Service	0.0	
Electricity	0.0	
Sanitation Waste Disposal	0.0	
Water	0.0	
Gas And Fuel Oil For Buildings	0.0	
Other Utilities	0.0	
Building Rent Charges To State Agencies	0.0	
Priv Lease To Own Bld Rent Chrgs To Agy	0.0	
Cert Of Part Bld Rent Chrgs To Agy	110.8	
Rental Of Land And Buildings	0.0	
Rental Of Computer Equipment	0.0	
Rental Of Other Machinery And Equipment	0.0	
Miscellaneous Rent	0.0	
Interest On Overdue Payments	0.0	
All Other Interest Payments	0.0	
Internal Acct/Budg/Financial Svcs	0.0	
Other Internal Services	0.0	
Repair And Maintenance - Buildings	0.7	
Repair And Maintenance - Vehicles	0.4	
Repair And Maint - Mainframe And Legacy	0.0	
Repair And Maint-Pc/Lan/Serv/Web	0.0	
Repair And Maintenance - Other Equipment	0.0	
Other Repair And Maintenance	0.0	
Software Support And Maintenance	0.4	
Uniforms	2.2	
Inmate Clothing	0.0	
Security Supplies	0.0	
Office Supplies	2.4	
Computer Supplies	0.4	
Housekeeping Supplies	0.0	
Bedding And Bath Supplies	0.0	
Drugs And Medicine Supplies	0.0	
Medical Supplies	0.0	
Dental Supplies	0.0	
Automotive And Transportation Fuels	0.0	
Automotive Lubricants And Supplies	0.0	
Rpr And Maint Supplies-Not Auto Or Build	0.0	

## Program Expenditure Schedule

<b>Agency:</b>	<b>Department of Environmental Quality</b>
<b>Program:</b>	<b>Solid Waste</b>

	FY 2020 Actual	FY 2021 Expd. Plan
Repair And Maintenance Supplies-Building	0.0	
Other Operating Supplies	6.1	
Publications	0.0	
Aggregate Withheld Or Paid Commissions	0.0	
Lottery Prizes	0.0	
Lottery Distribution Costs	0.0	
Material for Further Processing	0.0	
Other Resale Supplies	0.0	
Loss On Sales Of Capital Assets	0.0	
Loss on Sales of Investments	0.0	
Employee Tuition Reimbursement-Graduate	0.0	
Employee Tuition Reimb Under-Grad/Other	0.0	
Conference Registration-Attendance Fees	3.3	
Other Education And Training Costs	2.2	
Advertising	1.2	
Sponsorships	0.0	
Internal Printing	0.0	
External Printing	9.9	
Photography	0.0	
Postage And Delivery	0.0	
Document shredding and Destruction Services	0.0	
Translation and Sign Language Services	0.0	
Distribution To State Universities	0.0	
Other Intrastate Distributions	0.0	
Awards	0.0	
Entertainment And Promotional Items	0.0	
Dues	0.9	
Books- Subscriptions And Publications	0.2	
Costs For Digital Image Or Microfilm	0.0	
Revolving Fund Advances	0.0	
Credit Card Fees Over Approved Limit	0.0	
Relief Bill Expenditures	0.0	
Surplus Property Distr To State Agencies	0.0	
Security Services	0.0	
Judgments - Damages	0.0	
ICA Payments to Claimants Confidential	0.0	
Jdgmnt-Confidential Restitution To Indiv	0.0	
Judgments - Non-Confidential Restitution	0.0	
Judgments - Punitive And Compensatory	0.0	
Pmts Made to Resolve/Disputes/Avoid Costs of Litigation	0.0	
Pmts For Contracted State Inmate Labor	0.0	
Payments To State Inmates	0.0	
Bad Debt Expense	0.0	
Interview Expense	0.0	
Employee Relocations-Nontaxable	0.0	
Employee Relocations-Taxable	0.0	
Non-Confidential Invest/Legal/Law Enf	0.0	
Conf/Sensitive Invest/Legal/Undercover	0.0	
Fingerprinting, Background Checks, Etc.	0.0	
Other Miscellaneous Operating	0.0	

## Program Expenditure Schedule

<b>Agency:</b>	<b>Department of Environmental Quality</b>
<b>Program:</b>	<b>Solid Waste</b>

	<b>FY 2020 Actual</b>	<b>FY 2021 Expd. Plan</b>
<b>Expenditure Category Total</b>	<b>147.9</b>	<b>172.4</b>
<b>Appropriated</b>		
EV2289-A Recycling Fund (Appropriated)	71.7	87.2
EV3110-A Solid Waste Fee Fund (Appropriated)	74.8	85.2
	<b>146.5</b>	<b>172.4</b>
<b>Non-Appropriated</b>		
EV2271-N Underground Storage Tank Revolving (Non-Appropriated)	1.4	0.0
	<b>1.4</b>	<b>0.0</b>
<b>Fund Source Total</b>	<b>147.9</b>	<b>172.4</b>
Current Year Expenditures		5.0
Capital Equipment Budget And Approp	0.0	
Vehicles Capital Purchase	0.0	
Vehicles Capital Leases	0.0	
Furniture Capital Purchase	0.0	
Depreciable Works Of Art & Hist Treas/Coll Capital Purcha	0.0	
Non Depr Works Of Art & Hist Treas/Coll Cap Purchase	0.0	
Furniture Capital Leases	0.0	
Computer Equipment Capital Purchase	0.0	
Computer Equipment Capital Lease	0.0	
Telecommunication Equip-Capital Purchase	0.0	
Telecommunication Equip-Capital Lease	0.0	
Other Equipment Capital Purchase	0.0	
Other Equipment Capital Leases	0.0	
Purchased Or Licensed Software-Website	0.0	
Internally Generated Software-Website	0.0	
Development in Progress	0.0	
Right-Of-Way/Easement/Extraction Rights	0.0	
Oth Int Assets purchased, licensed or internally generate	0.0	
Other intangible assets acquired by capital lease	0.0	
Other Capital Asset Purchases	0.0	
Leasehold Improvement-Capital Purchase	0.0	
Other Capital Asset Leases	0.0	
Non-Capital Equip Budget And Approp	0.0	
Vehicles Non-Capital Purchase	0.0	
Vehicles Non-Capital Leases	0.0	
Furniture Non-Capital Purchase	0.0	
Works Of Art And Hist Treas-Non Capital	0.0	
Furniture Non-Capital Leases	0.0	
Computer Equipment Non-Capital Purchase	8.7	
Computer Equipment Non-Capital Lease	0.0	
Telecomm Equip Non-Capital Purchase	0.0	
Telecomm Equip Non-Capital Leases	0.0	
Other Equipment Non-Capital Purchase	3.1	
Weapons Non-Capital Purchase	0.0	
Other Equipment Non-Capital Lease	0.0	
Purchased Or Licensed Software/Website	0.0	
Internally Generated Software/Website	0.0	
LICENSES AND PERMITS	0.0	
Right-Of-Way/Easement/Extraction Exp	0.0	
Other Intangible Assets - Purchased, Licensed or Internall	0.0	

## Program Expenditure Schedule

<b>Agency:</b>	<b>Department of Environmental Quality</b>
<b>Program:</b>	<b>Solid Waste</b>

	<b>FY 2020 Actual</b>	<b>FY 2021 Expd. Plan</b>
Noncapital Software/Web By Capital Lease	0.0	
Other Intangible Assets Acquired by Capital Lease	0.0	
Other Long Lived Tangible Assets to be Expenses	0.0	
Non-Capital Equipment Excluded from Cost Allocation	0.0	
<b>Expenditure Category Total</b>	<b>11.8</b>	<b>5.0</b>
<b>Appropriated</b>		
EV2289-A Recycling Fund (Appropriated)	3.1	0.0
EV3110-A Solid Waste Fee Fund (Appropriated)	8.7	5.0
<b>Fund Source Total</b>	<b>11.8</b>	<b>5.0</b>

Capital Outlay	0.0	0.0
<b>Expenditure Category Total</b>	<b>0.0</b>	<b>0.0</b>

Debt Service	0.0	0.0
<b>Expenditure Category Total</b>	<b>0.0</b>	<b>0.0</b>

Cost Allocation	433.1	674.1
<b>Expenditure Category Total</b>	<b>433.1</b>	<b>674.1</b>

<b>Appropriated</b>		
EV2289-A Recycling Fund (Appropriated)	230.1	405.5
EV3110-A Solid Waste Fee Fund (Appropriated)	202.5	268.6
	<b>432.6</b>	<b>674.1</b>

<b>Non-Appropriated</b>		
EV2271-N Underground Storage Tank Revolving (Non-Appropriated)	0.5	0.0
	<b>0.5</b>	<b>0.0</b>
<b>Fund Source Total</b>	<b>433.1</b>	<b>674.1</b>

Transfers	50.0	0.0
<b>Expenditure Category Total</b>	<b>50.0</b>	<b>0.0</b>

<b>Non-Appropriated</b>		
EV2271-N Underground Storage Tank Revolving (Non-Appropriated)	50.0	0.0
	<b>50.0</b>	<b>0.0</b>
<b>Fund Source Total</b>	<b>50.0</b>	<b>0.0</b>

<b>Employee Retirement Coverage</b>			
<b>Retirement System</b>	<b>FTE</b>	<b>Personal Services</b>	<b>Fund#</b>
Arizona State Retirement System	13.7	655.5	EV2289-A
Arizona State Retirement System	8.4	434.4	EV3110-A

### Combined Regular & Elected Positions At/Above FICA Maximum of \$142,800

<b>Total FTE</b>	<b>Personal Services</b>	<b>FTE's not eligible for Health, Dental &amp; Life</b>
0.2	26.1	0.0



## Program Budget Unit Summary of Expenditures and Budget Request for All Funds

<b>Agency:</b>	Department of Environmental Quality
<b>Program:</b>	Hazardous Waste

<b>Expenditure Categories</b>		<b>FY 2020</b>	<b>FY 2021</b>	<b>FY 2022</b>	<b>FY 2022</b>
		<b>Actual</b>	<b>Expd. Plan</b>	<b>Fund. Issue</b>	<b>Total Request</b>
0000	FTE	23.5	23.6	0.0	23.6
6000	Personal Services	1,032.4	1,012.4	0.0	1,012.4
6100	Employee Related Expenses	379.7	386.1	0.0	386.1
6200	Professional and Outside Services	254.5	144.3	0.0	144.3
6500	Travel In-State	20.3	36.5	0.0	36.5
6600	Travel Out of State	6.6	10.0	0.0	10.0
6700	Food	0.0	0.0	0.0	0.0
6800	Aid to Organizations and Individuals	0.0	0.0	0.0	0.0
7000	Other Operating Expenses	149.5	191.8	0.0	191.8
8000	Equipment	13.4	5.0	0.0	5.0
8100	Capital Outlay	0.0	0.0	0.0	0.0
8600	Debt Service	0.0	0.0	0.0	0.0
9000	Cost Allocation	550.6	629.3	0.0	629.3
9100	Transfers	0.0	0.0	604.0	604.0
<b>Expenditure Categories Total:</b>		2,406.9	2,415.4	604.0	3,019.4
<b>Fund Source</b>					
<b>Appropriated Funds</b>					
EV2178-A	Hazardous Waste Management (Appropriated)	1,240.5	1,322.4	0.0	1,322.4
EV3110-A	Solid Waste Fee Fund (Appropriated)	4.4	0.0	604.0	604.0
		1,244.9	1,322.4	604.0	1,926.4
<b>Non-Appropriated Funds</b>					
EV2000-N	Federal Grants Fund (Non-Appropriated)	1,054.4	993.0	0.0	993.0
EV2271-N	Underground Storage Tank Revolving (Non-Appro	107.6	100.0	0.0	100.0
		1,162.0	1,093.0	0.0	1,093.0
<b>Fund Source Total:</b>		2,406.9	2,415.4	604.0	3,019.4

## Program Budget Unit Summary of Expenditures and Budget Request for Selected Funds

**Agency:** Department of Environmental Quality

FY 2020 Actual	FY 2021 Expd. Plan	FY 2022 Fund. Issue	FY 2022 Total Request
-------------------	-----------------------	------------------------	--------------------------

**Program:** Hazardous Waste

**Fund:** EV2000-N Federal Grants Fund

**Non-Appropriated**

0000	FTE	19.0	16.1	0.0	16.1
6000	Personal Services	568.9	472.6	0.0	472.6
6100	Employee Related Expenses	206.9	184.3	0.0	184.3
6200	Professional and Outside Services	16.5	30.5	0.0	30.5
6500	Travel In-State	0.0	0.0	0.0	0.0
6600	Travel Out of State	3.1	5.0	0.0	5.0
6700	Food	0.0	0.0	0.0	0.0
6800	Aid to Organizations and Individuals	0.0	0.0	0.0	0.0
7000	Other Operating Expenses	4.6	5.0	0.0	5.0
8000	Equipment	0.0	0.0	0.0	0.0
8100	Capital Outlay	0.0	0.0	0.0	0.0
8600	Debt Service	0.0	0.0	0.0	0.0
9000	Cost Allocation	254.4	295.6	0.0	295.6
9100	Transfers	0.0	0.0	0.0	0.0

<b>Non-Appropriated Total:</b>	1,054.4	993.0	0.0	993.0
--------------------------------	---------	-------	-----	-------

<b>Fund Total:</b>	1,054.4	993.0	0.0	993.0
--------------------	---------	-------	-----	-------

**Fund:** EV2178-A Hazardous Waste Management

**Appropriated**

0000	FTE	4.5	7.5	0.0	7.5
6000	Personal Services	463.5	539.8	0.0	539.8
6100	Employee Related Expenses	172.8	201.8	0.0	201.8
6200	Professional and Outside Services	235.8	75.8	0.0	75.8
6500	Travel In-State	20.8	36.5	0.0	36.5
6600	Travel Out of State	3.5	5.0	0.0	5.0
6700	Food	0.0	0.0	0.0	0.0
6800	Aid to Organizations and Individuals	0.0	0.0	0.0	0.0
7000	Other Operating Expenses	91.7	124.8	0.0	124.8
8000	Equipment	5.7	5.0	0.0	5.0
8100	Capital Outlay	0.0	0.0	0.0	0.0

## Program Budget Unit Summary of Expenditures and Budget Request for Selected Funds

**Agency:** Department of Environmental Quality

FY 2020 Actual	FY 2021 Expd. Plan	FY 2022 Fund. Issue	FY 2022 Total Request
-------------------	-----------------------	------------------------	--------------------------

**Program:** Hazardous Waste

**Fund:** EV2178-A Hazardous Waste Management

**Appropriated**

8600 Debt Service	0.0	0.0	0.0	0.0
9000 Cost Allocation	267.4	333.7	0.0	333.7
9100 Transfers	109.9	0.0	0.0	0.0
<b>Appropriated Total:</b>	1,371.0	1,322.4	0.0	1,322.4
<b>Fund Total:</b>	1,371.0	1,322.4	0.0	1,322.4

**Fund:** EV2271-N Underground Storage Tank Revolving

**Non-Appropriated**

6000 Personal Services	0.0	0.0	0.0	0.0
6100 Employee Related Expenses	0.0	0.0	0.0	0.0
6200 Professional and Outside Services	20.8	38.0	0.0	38.0
6500 Travel In-State	0.0	0.0	0.0	0.0
6600 Travel Out of State	0.0	0.0	0.0	0.0
6700 Food	0.0	0.0	0.0	0.0
6800 Aid to Organizations and Individuals	0.0	0.0	0.0	0.0
7000 Other Operating Expenses	53.2	62.0	0.0	62.0
8000 Equipment	9.2	0.0	0.0	0.0
8100 Capital Outlay	0.0	0.0	0.0	0.0
8600 Debt Service	0.0	0.0	0.0	0.0
9000 Cost Allocation	24.4	0.0	0.0	0.0
9100 Transfers	0.0	0.0	0.0	0.0
<b>Non-Appropriated Total:</b>	107.6	100.0	0.0	100.0
<b>Fund Total:</b>	107.6	100.0	0.0	100.0

**Fund:** EV3110-A Solid Waste Fee Fund

**Appropriated**

0000 FTE	0.0	0.0	0.0	0.0
6000 Personal Services	0.0	0.0	0.0	0.0
6100 Employee Related Expenses	0.0	0.0	0.0	0.0

## Program Budget Unit Summary of Expenditures and Budget Request for Selected Funds

**Agency:** Department of Environmental Quality

FY 2020 Actual	FY 2021 Expd. Plan	FY 2022 Fund. Issue	FY 2022 Total Request
-------------------	-----------------------	------------------------	--------------------------

**Program:** Hazardous Waste

**Fund:** EV3110-A Solid Waste Fee Fund

**Appropriated**

6200 Professional and Outside Services	0.0	0.0	0.0	0.0
6500 Travel In-State	0.0	0.0	0.0	0.0
6600 Travel Out of State	0.0	0.0	0.0	0.0
6700 Food	0.0	0.0	0.0	0.0
6800 Aid to Organizations and Individuals	0.0	0.0	0.0	0.0
7000 Other Operating Expenses	0.0	0.0	0.0	0.0
8000 Equipment	0.0	0.0	0.0	0.0
8100 Capital Outlay	0.0	0.0	0.0	0.0
8600 Debt Service	0.0	0.0	0.0	0.0
9000 Cost Allocation	4.4	0.0	0.0	0.0
9100 Transfers	0.0	0.0	604.0	604.0

<b>Appropriated Total:</b>	4.4	0.0	604.0	604.0
----------------------------	-----	-----	-------	-------

<b>Fund Total:</b>	4.4	0.0	604.0	604.0
--------------------	-----	-----	-------	-------

<b>Program Total For Selected Funds:</b>	2,537.4	2,415.4	604.0	3,019.4
--	---------	---------	-------	---------

## Program Expenditure Schedule

<b>Agency:</b>	Department of Environmental Quality
<b>Program:</b>	Hazardous Waste

	FY 2020 Actual	FY 2021 Expd. Plan
FTE	23.5	23.6
<b>Expenditure Category Total</b>	<b>23.5</b>	<b>23.6</b>
<b>Appropriated</b>		
EV2178-A Hazardous Waste Management (Appropriated)	4.5	7.5
	<b>4.5</b>	<b>7.5</b>
<b>Non-Appropriated</b>		
EV2000-N Federal Grants Fund (Non-Appropriated)	19.0	16.1
	<b>19.0</b>	<b>16.1</b>
<b>Fund Source Total</b>	<b>23.5</b>	<b>23.6</b>
<hr/>		
Personal Services	1,032.4	1,012.4
Boards and Commissions	0.0	0.0
<b>Expenditure Category Total</b>	<b>1,032.4</b>	<b>1,012.4</b>
<b>Appropriated</b>		
EV2178-A Hazardous Waste Management (Appropriated)	463.5	539.8
	<b>463.5</b>	<b>539.8</b>
<b>Non-Appropriated</b>		
EV2000-N Federal Grants Fund (Non-Appropriated)	568.9	472.6
	<b>568.9</b>	<b>472.6</b>
<b>Fund Source Total</b>	<b>1,032.4</b>	<b>1,012.4</b>
<hr/>		
Employee Related Expenses	379.7	386.1
<b>Expenditure Category Total</b>	<b>379.7</b>	<b>386.1</b>
<b>Appropriated</b>		
EV2178-A Hazardous Waste Management (Appropriated)	172.8	201.8
	<b>172.8</b>	<b>201.8</b>
<b>Non-Appropriated</b>		
EV2000-N Federal Grants Fund (Non-Appropriated)	206.9	184.3
	<b>206.9</b>	<b>184.3</b>
<b>Fund Source Total</b>	<b>379.7</b>	<b>386.1</b>
<hr/>		
Professional and Outside Services		144.3
External Prof/Outside Serv Budg And Appn	0.0	
External Investment Services	0.0	
Other External Financial Services	0.0	
Attorney General Legal Services	0.0	
External Legal Services	0.0	
External Engineer/Architect Cost - Exp	0.0	
External Engineer/Architect Cost- Cap	0.0	
Other Design	0.0	
Temporary Agency Services	56.0	
Hospital Services	0.0	
Other Medical Services	0.0	
Institutional Care	0.0	
Education And Training	3.4	
Vendor Travel	0.0	
Professional & Outside Services Excluded from Cost Alloca	0.0	
Vendor Travel - Non Reportable	0.0	
External Telecom Consulting Services	0.0	
Costs related to those in custody of the State	0.0	

## Program Expenditure Schedule

<b>Agency:</b>	Department of Environmental Quality
<b>Program:</b>	Hazardous Waste

	FY 2020 Actual	FY 2021 Expd. Plan
Non - Confidential Specialist Fees	0.0	
Confidential Specialist Fees	0.0	
Outside Actuarial Costs	0.0	
Other Professional And Outside Services	195.2	
<b>Expenditure Category Total</b>	<b>254.5</b>	<b>144.3</b>
<b>Appropriated</b>		
EV2178-A Hazardous Waste Management (Appropriated)	217.2	75.8
	<b>217.2</b>	<b>75.8</b>
<b>Non-Appropriated</b>		
EV2000-N Federal Grants Fund (Non-Appropriated)	16.5	30.5
EV2271-N Underground Storage Tank Revolving (Non-Appropriated)	20.8	38.0
	<b>37.3</b>	<b>68.5</b>
<b>Fund Source Total</b>	<b>254.5</b>	<b>144.3</b>
<hr/>		
Travel In-State	20.3	36.5
<b>Expenditure Category Total</b>	<b>20.3</b>	<b>36.5</b>
<b>Appropriated</b>		
EV2178-A Hazardous Waste Management (Appropriated)	20.3	36.5
	<b>20.3</b>	<b>36.5</b>
<b>Non-Appropriated</b>		
EV2271-N Underground Storage Tank Revolving (Non-Appropriated)	0.0	0.0
	<b>0.0</b>	<b>0.0</b>
<b>Fund Source Total</b>	<b>20.3</b>	<b>36.5</b>
<hr/>		
Travel Out of State	6.6	10.0
<b>Expenditure Category Total</b>	<b>6.6</b>	<b>10.0</b>
<b>Appropriated</b>		
EV2178-A Hazardous Waste Management (Appropriated)	3.5	5.0
	<b>3.5</b>	<b>5.0</b>
<b>Non-Appropriated</b>		
EV2000-N Federal Grants Fund (Non-Appropriated)	3.1	5.0
	<b>3.1</b>	<b>5.0</b>
<b>Fund Source Total</b>	<b>6.6</b>	<b>10.0</b>
<hr/>		
Food	0.0	0.0
<b>Expenditure Category Total</b>	<b>0.0</b>	<b>0.0</b>
<hr/>		
Aid to Organizations and Individuals	0.0	0.0
<b>Expenditure Category Total</b>	<b>0.0</b>	<b>0.0</b>
<hr/>		
Other Operating Expenses		191.8
Other Operating Expenditures Budg Approp	0.0	
Other Operating Expenditures Excluded from Cost Allocati	0.0	
Risk Management Charges To State Agency	0.0	
Risk Management Deductible - Indemnity	0.0	
Risk Management Deductible - Legal	0.0	
Risk Management Deductible - Medical	0.0	
Risk Management Deductible - Other	0.0	
Gen Liab- Non Physical-Taxable- Self Ins	0.0	

## Program Expenditure Schedule

<b>Agency:</b>	<b>Department of Environmental Quality</b>
<b>Program:</b>	<b>Hazardous Waste</b>

	FY 2020 Actual	FY 2021 Expd. Plan
Gross Proceeds Payments To Attorneys	0.0	
General Liability- Non-Taxable- Self Ins	0.0	
Medical Malpractice - Self-Insured	0.0	
Automobile Liability - Self Insured	0.0	
General Property Damage - Self- Insured	0.0	
Automobile Physical Damage-Self Insured	0.0	
Liability Insurance Premiums	0.0	
Property Insurance Premiums	0.0	
Workers Compensation Benefit Payments	0.0	
Self Insurance - Administrative Fees	0.0	
Self Insurance - Premiums	0.0	
Self Insurance - Claim Payments	0.0	
Self Insurance - Pharmacy Claims	0.0	
Premium Tax On Altcs	0.0	
Other Insurance-Related Charges	0.0	
Internal Service Data Processing	0.0	
Internal Service Data Proc- Pc/Lan	0.0	
External Programming-Mainframe/Legacy	0.0	
External Programming- Pc/Lan/Serv/Web	0.0	
External Data Entry	0.0	
Othr External Data Proc-Mainframe/Legacy	0.0	
Othr External Data Proc-Pc/Lan/Serv/Web	0.0	
Pmt for AFIS Development & Usage	0.0	
Internal Service Telecommunications	0.0	
External Telecom Long Distance-In-State	10.8	
External Telecom Long Distance-Out-State	0.0	
Other External Telecommunication Service	0.0	
Electricity	0.0	
Sanitation Waste Disposal	0.0	
Water	0.0	
Gas And Fuel Oil For Buildings	0.0	
Other Utilities	0.0	
Building Rent Charges To State Agencies	0.0	
Priv Lease To Own Bld Rent Chrgs To Agy	0.0	
Cert Of Part Bld Rent Chrgs To Agy	58.3	
Rental Of Land And Buildings	0.0	
Rental Of Computer Equipment	0.0	
Rental Of Other Machinery And Equipment	0.0	
Miscellaneous Rent	0.0	
Interest On Overdue Payments	0.0	
All Other Interest Payments	0.0	
Internal Acct/Budg/Financial Svcs	0.0	
Other Internal Services	0.0	
Repair And Maintenance - Buildings	0.0	
Repair And Maintenance - Vehicles	0.4	
Repair And Maint - Mainframe And Legacy	0.0	
Repair And Maint-Pc/Lan/Serv/Web	0.0	
Repair And Maintenance - Other Equipment	0.0	
Other Repair And Maintenance	0.0	
Software Support And Maintenance	0.4	
Uniforms	1.9	

## Program Expenditure Schedule

<b>Agency:</b>	<b>Department of Environmental Quality</b>
<b>Program:</b>	<b>Hazardous Waste</b>

	<b>FY 2020 Actual</b>	<b>FY 2021 Expd. Plan</b>
Inmate Clothing	0.0	
Security Supplies	0.0	
Office Supplies	3.3	
Computer Supplies	0.7	
Housekeeping Supplies	0.0	
Bedding And Bath Supplies	0.0	
Drugs And Medicine Supplies	0.0	
Medical Supplies	0.0	
Dental Supplies	0.0	
Automotive And Transportation Fuels	0.0	
Automotive Lubricants And Supplies	0.0	
Rpr And Maint Supplies-Not Auto Or Build	0.0	
Repair And Maintenance Supplies-Building	0.3	
Other Operating Supplies	40.9	
Publications	0.0	
Aggregate Withheld Or Paid Commissions	0.0	
Lottery Prizes	0.0	
Lottery Distribution Costs	0.0	
Material for Further Processing	0.0	
Other Resale Supplies	0.0	
Loss On Sales Of Capital Assets	0.0	
Loss on Sales of Investments	0.0	
Employee Tuition Reimbursement-Graduate	0.0	
Employee Tuition Reimb Under-Grad/Other	0.9	
Conference Registration-Attendance Fees	0.5	
Other Education And Training Costs	24.6	
Advertising	0.0	
Sponsorships	0.0	
Internal Printing	0.0	
External Printing	5.1	
Photography	0.0	
Postage And Delivery	0.1	
Document shredding and Destruction Services	0.0	
Translation and Sign Language Services	0.0	
Distribution To State Universities	0.0	
Other Intrastate Distributions	0.0	
Awards	0.0	
Entertainment And Promotional Items	0.0	
Dues	0.7	
Books- Subscriptions And Publications	0.3	
Costs For Digital Image Or Microfilm	0.0	
Revolving Fund Advances	0.0	
Credit Card Fees Over Approved Limit	0.0	
Relief Bill Expenditures	0.0	
Surplus Property Distr To State Agencies	0.0	
Security Services	0.0	
Judgments - Damages	0.0	
ICA Payments to Claimants Confidential	0.0	
Jdgmnt-Confidential Restitution To Indiv	0.0	
Judgments - Non-Confidential Restitution	0.0	
Judgments - Punitive And Compensatory	0.0	



## Program Expenditure Schedule

<b>Agency:</b>	<b>Department of Environmental Quality</b>
<b>Program:</b>	<b>Hazardous Waste</b>

	<b>FY 2020 Actual</b>	<b>FY 2021 Expd. Plan</b>
Pmts Made to Resolve/Disputes/Avoid Costs of Litigation	0.0	
Pmts For Contracted State Inmate Labor	0.0	
Payments To State Inmates	0.0	
Bad Debt Expense	0.0	
Interview Expense	0.0	
Employee Relocations-Nontaxable	0.0	
Employee Relocations-Taxable	0.0	
Non-Confidential Invest/Legal/Law Enf	0.0	
Conf/Sensitive Invest/Legal/Undercover	0.0	
Fingerprinting, Background Checks, Etc.	0.0	
Other Miscellaneous Operating	0.0	
<b>Expenditure Category Total</b>	<b>149.5</b>	<b>191.8</b>
<b>Appropriated</b>		
EV2178-A Hazardous Waste Management (Appropriated)	91.7	124.8
	<b>91.7</b>	<b>124.8</b>
<b>Non-Appropriated</b>		
EV2000-N Federal Grants Fund (Non-Appropriated)	4.6	5.0
EV2271-N Underground Storage Tank Revolving (Non-Appropriated)	53.2	62.0
	<b>57.8</b>	<b>67.0</b>
<b>Fund Source Total</b>	<b>149.5</b>	<b>191.8</b>

Current Year Expenditures		5.0
Capital Equipment Budget And Approp	0.0	
Vehicles Capital Purchase	0.0	
Vehicles Capital Leases	0.0	
Furniture Capital Purchase	0.0	
Depreciable Works Of Art & Hist Treas/Coll Capital Purcha	0.0	
Non Depr Works Of Art & Hist Treas/Coll Cap Purchase	0.0	
Furniture Capital Leases	0.0	
Computer Equipment Capital Purchase	0.0	
Computer Equipment Capital Lease	0.0	
Telecommunication Equip-Capital Purchase	0.0	
Telecommunication Equip-Capital Lease	0.0	
Other Equipment Capital Purchase	0.0	
Other Equipment Capital Leases	0.0	
Purchased Or Licensed Software-Website	0.0	
Internally Generated Software-Website	0.0	
Development in Progress	0.0	
Right-Of-Way/Easement/Extraction Rights	0.0	
Oth Int Assets purchased, licensed or internally generate	0.0	
Other intangible assets acquired by capital lease	0.0	
Other Capital Asset Purchases	0.0	
Leasehold Improvement-Capital Purchase	0.0	
Other Capital Asset Leases	0.0	
Non-Capital Equip Budget And Approp	0.0	
Vehicles Non-Capital Purchase	0.0	
Vehicles Non-Capital Leases	0.0	
Furniture Non-Capital Purchase	8.3	
Works Of Art And Hist Treas-Non Capital	0.0	
Furniture Non-Capital Leases	0.0	
Computer Equipment Non-Capital Purchase	4.2	

## Program Expenditure Schedule

<b>Agency:</b>	<b>Department of Environmental Quality</b>
<b>Program:</b>	<b>Hazardous Waste</b>

	<b>FY 2020 Actual</b>	<b>FY 2021 Expd. Plan</b>
Computer Equipment Non-Capital Lease	0.0	
Telecomm Equip Non-Capital Purchase	0.0	
Telecomm Equip Non-Capital Leases	0.0	
Other Equipment Non-Capital Purchase	0.9	
Weapons Non-Capital Purchase	0.0	
Other Equipment Non-Capital Lease	0.0	
Purchased Or Licensed Software/Website	0.0	
Internally Generated Software/Website	0.0	
LICENSES AND PERMITS	0.0	
Right-Of-Way/Easement/Extraction Exp	0.0	
Other Intangible Assets - Purchased, Licensed or Internall	0.0	
Noncapital Software/Web By Capital Lease	0.0	
Other Intangible Assets Acquired by Capital Lease	0.0	
Other Long Lived Tangible Assets to be Expenses	0.0	
Non-Capital Equipment Excluded from Cost Allocation	0.0	
<b>Expenditure Category Total</b>	<b>13.4</b>	<b>5.0</b>
<b>Appropriated</b>		
EV2178-A Hazardous Waste Management (Appropriated)	4.2	5.0
	<b>4.2</b>	<b>5.0</b>
<b>Non-Appropriated</b>		
EV2271-N Underground Storage Tank Revolving (Non-Appropriated)	9.2	0.0
	<b>9.2</b>	<b>0.0</b>
<b>Fund Source Total</b>	<b>13.4</b>	<b>5.0</b>
Capital Outlay	0.0	0.0
<b>Expenditure Category Total</b>	<b>0.0</b>	<b>0.0</b>
Debt Service	0.0	0.0
<b>Expenditure Category Total</b>	<b>0.0</b>	<b>0.0</b>
Cost Allocation	550.6	629.3
<b>Expenditure Category Total</b>	<b>550.6</b>	<b>629.3</b>
<b>Appropriated</b>		
EV2178-A Hazardous Waste Management (Appropriated)	267.4	333.7
EV3110-A Solid Waste Fee Fund (Appropriated)	4.4	0.0
	<b>271.8</b>	<b>333.7</b>
<b>Non-Appropriated</b>		
EV2000-N Federal Grants Fund (Non-Appropriated)	254.4	295.6
EV2271-N Underground Storage Tank Revolving (Non-Appropriated)	24.4	0.0
	<b>278.8</b>	<b>295.6</b>
<b>Fund Source Total</b>	<b>550.6</b>	<b>629.3</b>
Transfers	0.0	0.0
<b>Expenditure Category Total</b>	<b>0.0</b>	<b>0.0</b>

### Employee Retirement Coverage

<b>Retirement System</b>	<b>FTE</b>	<b>Personal Services</b>	<b>Fund#</b>
Arizona State Retirement System	16.2	472.6	EV2000-N

## Program Expenditure Schedule

<b>Agency:</b>	Department of Environmental Quality
<b>Program:</b>	Hazardous Waste

		<b>FY 2020 Actual</b>	<b>FY 2021 Expd. Plan</b>	
Arizona State Retirement System	7.5	539.8	EV2178-A	

**Combined Regular & Elected Positions At/Above  
FICA Maximum of \$142,800**

<b>Total FTE</b>	<b>Personal Services</b>	<b>FTE's not eligible for Health, Dental &amp; Life</b>
0.0	0.0	0.0

## Program Budget Unit Summary of Expenditures and Budget Request for All Funds

<b>Agency:</b>	Department of Environmental Quality
<b>Program:</b>	Emergency Response

Expenditure Categories		FY 2020	FY 2021	FY 2022	FY 2022
		Actual	Expd. Plan	Fund. Issue	Total Request
0000	FTE	8.0	9.3	0.0	9.3
6000	Personal Services	315.2	379.4	0.0	379.4
6100	Employee Related Expenses	83.3	97.6	0.0	97.6
6200	Professional and Outside Services	52.9	100.0	0.0	100.0
6500	Travel In-State	31.4	35.0	0.0	35.0
6600	Travel Out of State	5.3	16.0	0.0	16.0
6700	Food	0.0	0.0	0.0	0.0
6800	Aid to Organizations and Individuals	142.5	325.6	0.0	325.6
7000	Other Operating Expenses	215.9	154.2	0.0	154.2
8000	Equipment	2.2	28.0	0.0	28.0
8100	Capital Outlay	0.0	0.0	0.0	0.0
8600	Debt Service	0.0	0.0	0.0	0.0
9000	Cost Allocation	225.9	229.6	0.0	229.6
9100	Transfers	3.0	0.0	0.0	0.0
<b>Expenditure Categories Total:</b>		1,077.7	1,365.4	0.0	1,365.4
Fund Source					
<b>Appropriated Funds</b>					
EV2178-A	Hazardous Waste Management (Appropriated)	71.4	65.9	0.0	65.9
EV2226-A	Air Quality Fund (Appropriated)	81.7	110.4	0.0	110.4
EV2328-A	Permit Administration (Appropriated)	50.1	67.8	0.0	67.8
EV3031-A	Emergency Response Fund (Appropriated)	132.7	132.8	0.0	132.8
EV3110-A	Solid Waste Fee Fund (Appropriated)	71.3	0.0	0.0	0.0
EV4100-A	Water Quality Fee Fund (Appropriated)	29.2	38.4	0.0	38.4
		436.5	415.3	0.0	415.3
<b>Non-Appropriated Funds</b>					
EV2000-N	Federal Grants Fund (Non-Appropriated)	284.4	421.3	0.0	421.3
EV2221-N	Water Quality Assurance Revolving Fund (Non-Appropriated)	254.6	458.4	0.0	458.4
EV2271-N	Underground Storage Tank Revolving (Non-Appropriated)	102.2	70.4	0.0	70.4
		641.2	950.1	0.0	950.1
<b>Fund Source Total:</b>		1,077.7	1,365.4	0.0	1,365.4

## Program Budget Unit Summary of Expenditures and Budget Request for Selected Funds

**Agency:** Department of Environmental Quality

FY 2020 Actual	FY 2021 Expd. Plan	FY 2022 Fund. Issue	FY 2022 Total Request
-------------------	-----------------------	------------------------	--------------------------

**Program:** Emergency Response

**Fund:** EV2000-N Federal Grants Fund

**Non-Appropriated**

0000	FTE	1.0	1.0	0.0	1.0
6000	Personal Services	58.8	48.6	0.0	48.6
6100	Employee Related Expenses	14.8	19.0	0.0	19.0
6200	Professional and Outside Services	0.0	0.0	0.0	0.0
6500	Travel In-State	0.1	0.0	0.0	0.0
6600	Travel Out of State	5.3	0.0	0.0	0.0
6700	Food	0.0	0.0	0.0	0.0
6800	Aid to Organizations and Individuals	142.5	323.3	0.0	323.3
7000	Other Operating Expenses	31.7	0.0	0.0	0.0
8000	Equipment	4.3	0.0	0.0	0.0
8100	Capital Outlay	0.0	0.0	0.0	0.0
8600	Debt Service	0.0	0.0	0.0	0.0
9000	Cost Allocation	23.9	30.4	0.0	30.4
9100	Transfers	3.0	0.0	0.0	0.0

<b>Non-Appropriated Total:</b>		284.4	421.3	0.0	421.3
--------------------------------	--	-------	-------	-----	-------

<b>Fund Total:</b>		284.4	421.3	0.0	421.3
--------------------	--	-------	-------	-----	-------

**Fund:** EV2178-A Hazardous Waste Management

**Appropriated**

0000	FTE	1.1	1.0	0.0	1.0
6000	Personal Services	36.4	30.1	0.0	30.1
6100	Employee Related Expenses	13.5	11.5	0.0	11.5
6200	Professional and Outside Services	60.3	0.0	0.0	0.0
6500	Travel In-State	0.0	0.0	0.0	0.0
6600	Travel Out of State	0.0	0.0	0.0	0.0
6700	Food	0.0	0.0	0.0	0.0
6800	Aid to Organizations and Individuals	0.0	0.0	0.0	0.0
7000	Other Operating Expenses	5.4	5.6	0.0	5.6
8000	Equipment	12.9	0.0	0.0	0.0
8100	Capital Outlay	0.0	0.0	0.0	0.0

## Program Budget Unit Summary of Expenditures and Budget Request for Selected Funds

**Agency:** Department of Environmental Quality

FY 2020 Actual	FY 2021 Expd. Plan	FY 2022 Fund. Issue	FY 2022 Total Request
-------------------	-----------------------	------------------------	--------------------------

**Program:** Emergency Response

**Fund:** EV2178-A Hazardous Waste Management

**Appropriated**

8600 Debt Service	0.0	0.0	0.0	0.0
9000 Cost Allocation	16.2	18.7	0.0	18.7
9100 Transfers	0.0	0.0	0.0	0.0

<b>Appropriated Total:</b>	144.7	65.9	0.0	65.9
----------------------------	-------	------	-----	------

<b>Fund Total:</b>	144.7	65.9	0.0	65.9
--------------------	-------	------	-----	------

**Fund:** EV2221-N Water Quality Assurance Revolving Fund

**Non-Appropriated**

0000 FTE	3.2	4.6	0.0	4.6
6000 Personal Services	89.1	182.3	0.0	182.3
6100 Employee Related Expenses	21.3	42.5	0.0	42.5
6200 Professional and Outside Services	37.4	60.0	0.0	60.0
6500 Travel In-State	31.3	35.0	0.0	35.0
6600 Travel Out of State	0.0	16.0	0.0	16.0
6700 Food	0.0	0.0	0.0	0.0
6800 Aid to Organizations and Individuals	0.0	0.0	0.0	0.0
7000 Other Operating Expenses	15.6	21.4	0.0	21.4
8000 Equipment	0.0	0.0	0.0	0.0
8100 Capital Outlay	0.0	0.0	0.0	0.0
8600 Debt Service	0.0	0.0	0.0	0.0
9000 Cost Allocation	59.9	101.2	0.0	101.2
9100 Transfers	0.0	0.0	0.0	0.0

<b>Non-Appropriated Total:</b>	254.6	458.4	0.0	458.4
--------------------------------	-------	-------	-----	-------

<b>Fund Total:</b>	254.6	458.4	0.0	458.4
--------------------	-------	-------	-----	-------

**Fund:** EV2226-A Air Quality Fund

**Appropriated**

0000 FTE	0.8	1.5	0.0	1.5
6000 Personal Services	48.1	60.3	0.0	60.3
6100 Employee Related Expenses	10.2	12.6	0.0	12.6

## Program Budget Unit Summary of Expenditures and Budget Request for Selected Funds

**Agency:** Department of Environmental Quality

FY 2020 Actual	FY 2021 Expd. Plan	FY 2022 Fund. Issue	FY 2022 Total Request
-------------------	-----------------------	------------------------	--------------------------

**Program:** Emergency Response

**Fund:** EV2226-A Air Quality Fund

**Appropriated**

6200	Professional and Outside Services	0.0	0.0	0.0	0.0
6500	Travel In-State	0.0	0.0	0.0	0.0
6600	Travel Out of State	0.0	0.0	0.0	0.0
6700	Food	0.0	0.0	0.0	0.0
6800	Aid to Organizations and Individuals	0.0	0.0	0.0	0.0
7000	Other Operating Expenses	4.5	4.7	0.0	4.7
8000	Equipment	0.0	0.0	0.0	0.0
8100	Capital Outlay	0.0	0.0	0.0	0.0
8600	Debt Service	0.0	0.0	0.0	0.0
9000	Cost Allocation	18.9	32.8	0.0	32.8
9100	Transfers	0.0	0.0	0.0	0.0

**Appropriated Total:**

81.7	110.4	0.0	110.4
------	-------	-----	-------

**Fund Total:**

81.7	110.4	0.0	110.4
------	-------	-----	-------

**Fund:** EV2271-N Underground Storage Tank Revolving

**Non-Appropriated**

6000	Personal Services	0.0	0.0	0.0	0.0
6100	Employee Related Expenses	0.0	0.0	0.0	0.0
6200	Professional and Outside Services	15.5	40.0	0.0	40.0
6500	Travel In-State	0.0	0.0	0.0	0.0
6600	Travel Out of State	0.0	0.0	0.0	0.0
6700	Food	0.0	0.0	0.0	0.0
6800	Aid to Organizations and Individuals	0.0	0.0	0.0	0.0
7000	Other Operating Expenses	49.0	15.4	0.0	15.4
8000	Equipment	(2.1)	0.0	0.0	0.0
8100	Capital Outlay	0.0	0.0	0.0	0.0
8600	Debt Service	0.0	0.0	0.0	0.0
9000	Cost Allocation	39.8	15.0	0.0	15.0
9100	Transfers	0.0	0.0	0.0	0.0

## Program Budget Unit Summary of Expenditures and Budget Request for Selected Funds

**Agency:** Department of Environmental Quality

FY 2020 Actual	FY 2021 Expd. Plan	FY 2022 Fund. Issue	FY 2022 Total Request
-------------------	-----------------------	------------------------	--------------------------

**Program:** Emergency Response

**Fund:** EV2271-N Underground Storage Tank Revolving

**Non-Appropriated**

**Non-Appropriated Total:**

102.2	70.4	0.0	70.4
-------	------	-----	------

<b>Fund Total:</b>	102.2	70.4	0.0	70.4
--------------------	-------	------	-----	------

**Fund:** EV2328-A Permit Administration

**Appropriated**

0000 FTE	0.5	0.6	0.0	0.6
6000 Personal Services	28.9	36.0	0.0	36.0
6100 Employee Related Expenses	7.3	9.2	0.0	9.2
6200 Professional and Outside Services	0.0	0.0	0.0	0.0
6500 Travel In-State	0.0	0.0	0.0	0.0
6600 Travel Out of State	0.0	0.0	0.0	0.0
6700 Food	0.0	0.0	0.0	0.0
6800 Aid to Organizations and Individuals	0.0	0.0	0.0	0.0
7000 Other Operating Expenses	2.1	2.3	0.0	2.3
8000 Equipment	0.0	0.0	0.0	0.0
8100 Capital Outlay	0.0	0.0	0.0	0.0
8600 Debt Service	0.0	0.0	0.0	0.0
9000 Cost Allocation	11.8	20.3	0.0	20.3
9100 Transfers	0.0	0.0	0.0	0.0

**Appropriated Total:**

50.1	67.8	0.0	67.8
------	------	-----	------

<b>Fund Total:</b>	50.1	67.8	0.0	67.8
--------------------	------	------	-----	------

**Fund:** EV3031-A Emergency Response Fund

**Appropriated**

6000 Personal Services	0.0	0.0	0.0	0.0
6100 Employee Related Expenses	0.0	0.0	0.0	0.0
6200 Professional and Outside Services	0.0	0.0	0.0	0.0
6500 Travel In-State	0.0	0.0	0.0	0.0
6600 Travel Out of State	0.0	0.0	0.0	0.0



## Program Budget Unit Summary of Expenditures and Budget Request for Selected Funds

**Agency:** Department of Environmental Quality

FY 2020 Actual	FY 2021 Expd. Plan	FY 2022 Fund. Issue	FY 2022 Total Request
-------------------	-----------------------	------------------------	--------------------------

**Program:** Emergency Response

**Fund:** EV3031-A Emergency Response Fund

**Appropriated**

6700	Food	0.0	0.0	0.0	0.0
6800	Aid to Organizations and Individuals	0.0	0.0	0.0	0.0
7000	Other Operating Expenses	100.1	104.8	0.0	104.8
8000	Equipment	0.0	28.0	0.0	28.0
8100	Capital Outlay	0.0	0.0	0.0	0.0
8600	Debt Service	0.0	0.0	0.0	0.0
9000	Cost Allocation	32.6	0.0	0.0	0.0
9100	Transfers	0.0	0.0	0.0	0.0

<b>Appropriated Total:</b>		132.7	132.8	0.0	132.8
----------------------------	--	-------	-------	-----	-------

<b>Fund Total:</b>		132.7	132.8	0.0	132.8
--------------------	--	-------	-------	-----	-------

**Fund:** EV3110-A Solid Waste Fee Fund

**Appropriated**

0000	FTE	1.1	0.0	0.0	0.0
6000	Personal Services	36.4	0.0	0.0	0.0
6100	Employee Related Expenses	13.5	0.0	0.0	0.0
6200	Professional and Outside Services	0.0	0.0	0.0	0.0
6500	Travel In-State	0.0	0.0	0.0	0.0
6600	Travel Out of State	0.0	0.0	0.0	0.0
6700	Food	0.0	0.0	0.0	0.0
6800	Aid to Organizations and Individuals	0.0	0.0	0.0	0.0
7000	Other Operating Expenses	5.3	0.0	0.0	0.0
8000	Equipment	0.0	0.0	0.0	0.0
8100	Capital Outlay	0.0	0.0	0.0	0.0
8600	Debt Service	0.0	0.0	0.0	0.0
9000	Cost Allocation	16.2	0.0	0.0	0.0
9100	Transfers	0.0	0.0	0.0	0.0

<b>Appropriated Total:</b>		71.3	0.0	0.0	0.0
----------------------------	--	------	-----	-----	-----

<b>Fund Total:</b>		71.3	0.0	0.0	0.0
--------------------	--	------	-----	-----	-----

## Program Budget Unit Summary of Expenditures and Budget Request for Selected Funds

**Agency:** Department of Environmental Quality

FY 2020 Actual	FY 2021 Expd. Plan	FY 2022 Fund. Issue	FY 2022 Total Request
-------------------	-----------------------	------------------------	--------------------------

**Program:** Emergency Response

**Fund:** EV4100-A Water Quality Fee Fund

**Appropriated**

0000 FTE	0.3	0.6	0.0	0.6
6000 Personal Services	17.7	22.1	0.0	22.1
6100 Employee Related Expenses	2.7	2.8	0.0	2.8
6200 Professional and Outside Services	0.0	0.0	0.0	0.0
6500 Travel In-State	0.0	0.0	0.0	0.0
6600 Travel Out of State	0.0	0.0	0.0	0.0
6700 Food	0.0	0.0	0.0	0.0
6800 Aid to Organizations and Individuals	0.0	2.3	0.0	2.3
7000 Other Operating Expenses	2.2	0.0	0.0	0.0
8000 Equipment	0.0	0.0	0.0	0.0
8100 Capital Outlay	0.0	0.0	0.0	0.0
8600 Debt Service	0.0	0.0	0.0	0.0
9000 Cost Allocation	6.6	11.2	0.0	11.2
9100 Transfers	0.0	0.0	0.0	0.0

<b>Appropriated Total:</b>	29.2	38.4	0.0	38.4
----------------------------	------	------	-----	------

<b>Fund Total:</b>	29.2	38.4	0.0	38.4
--------------------	------	------	-----	------

<b>Program Total For Selected Funds:</b>	1,151.0	1,365.4	0.0	1,365.4
--	---------	---------	-----	---------

## Program Expenditure Schedule

<b>Agency:</b>	<b>Department of Environmental Quality</b>
<b>Program:</b>	<b>Emergency Response</b>

	<b>FY 2020 Actual</b>	<b>FY 2021 Expd. Plan</b>
FTE	8.0	9.3
<b>Expenditure Category Total</b>	<b>8.0</b>	<b>9.3</b>
<b>Appropriated</b>		
EV2178-A Hazardous Waste Management (Appropriated)	1.1	1.0
EV2226-A Air Quality Fund (Appropriated)	0.8	1.5
EV2328-A Permit Administration (Appropriated)	0.5	0.6
EV3110-A Solid Waste Fee Fund (Appropriated)	1.1	0.0
EV4100-A Water Quality Fee Fund (Appropriated)	0.3	0.6
	<b>3.9</b>	<b>3.7</b>
<b>Non-Appropriated</b>		
EV2000-N Federal Grants Fund (Non-Appropriated)	1.0	1.0
EV2221-N Water Quality Assurance Revolving Fund (Non-Appropriat	3.2	4.6
	<b>4.1</b>	<b>5.6</b>
<b>Fund Source Total</b>	<b>8.0</b>	<b>9.3</b>
Personal Services	315.2	379.4
Boards and Commissions	0.0	0.0
<b>Expenditure Category Total</b>	<b>315.2</b>	<b>379.4</b>
<b>Appropriated</b>		
EV2178-A Hazardous Waste Management (Appropriated)	36.4	30.1
EV2226-A Air Quality Fund (Appropriated)	48.1	60.3
EV2328-A Permit Administration (Appropriated)	28.9	36.0
EV3110-A Solid Waste Fee Fund (Appropriated)	36.4	0.0
EV4100-A Water Quality Fee Fund (Appropriated)	17.7	22.1
	<b>167.3</b>	<b>148.5</b>
<b>Non-Appropriated</b>		
EV2000-N Federal Grants Fund (Non-Appropriated)	58.8	48.6
EV2221-N Water Quality Assurance Revolving Fund (Non-Appropriat	89.1	182.3
	<b>147.9</b>	<b>230.9</b>
<b>Fund Source Total</b>	<b>315.2</b>	<b>379.4</b>
Employee Related Expenses	83.3	97.6
<b>Expenditure Category Total</b>	<b>83.3</b>	<b>97.6</b>
<b>Appropriated</b>		
EV2178-A Hazardous Waste Management (Appropriated)	13.5	11.5
EV2226-A Air Quality Fund (Appropriated)	10.2	12.6
EV2328-A Permit Administration (Appropriated)	7.3	9.2
EV3110-A Solid Waste Fee Fund (Appropriated)	13.5	0.0
EV4100-A Water Quality Fee Fund (Appropriated)	2.7	2.8
	<b>47.2</b>	<b>36.1</b>
<b>Non-Appropriated</b>		
EV2000-N Federal Grants Fund (Non-Appropriated)	14.8	19.0
EV2221-N Water Quality Assurance Revolving Fund (Non-Appropriat	21.3	42.5
	<b>36.1</b>	<b>61.5</b>
<b>Fund Source Total</b>	<b>83.3</b>	<b>97.6</b>
Professional and Outside Services		100.0
External Prof/Outside Serv Budg And Appn	0.0	
External Investment Services	0.0	
Other External Financial Services	0.0	

## Program Expenditure Schedule

<b>Agency:</b>	<b>Department of Environmental Quality</b>
<b>Program:</b>	<b>Emergency Response</b>

	<b>FY 2020 Actual</b>	<b>FY 2021 Expd. Plan</b>
Attorney General Legal Services	0.0	
External Legal Services	0.0	
External Engineer/Architect Cost - Exp	0.0	
External Engineer/Architect Cost- Cap	0.0	
Other Design	0.0	
Temporary Agency Services	0.0	
Hospital Services	0.0	
Other Medical Services	0.0	
Institutional Care	0.0	
Education And Training	0.0	
Vendor Travel	0.0	
Professional & Outside Services Excluded from Cost Alloca	0.0	
Vendor Travel - Non Reportable	0.0	
External Telecom Consulting Services	0.0	
Costs related to those in custody of the State	0.0	
Non - Confidential Specialist Fees	0.0	
Confidential Specialist Fees	0.0	
Outside Actuarial Costs	0.0	
Other Professional And Outside Services	52.9	
<b>Expenditure Category Total</b>	<b>52.9</b>	<b>100.0</b>
<b>Non-Appropriated</b>		
EV2221-N Water Quality Assurance Revolving Fund (Non-Appropriat	37.4	60.0
EV2271-N Underground Storage Tank Revolving (Non-Appropriated)	15.5	40.0
	<b>52.9</b>	<b>100.0</b>
<b>Fund Source Total</b>	<b>52.9</b>	<b>100.0</b>
Travel In-State	31.4	35.0
<b>Expenditure Category Total</b>	<b>31.4</b>	<b>35.0</b>
<b>Non-Appropriated</b>		
EV2000-N Federal Grants Fund (Non-Appropriated)	0.1	0.0
EV2221-N Water Quality Assurance Revolving Fund (Non-Appropriat	31.3	35.0
	<b>31.4</b>	<b>35.0</b>
<b>Fund Source Total</b>	<b>31.4</b>	<b>35.0</b>
Travel Out of State	5.3	16.0
<b>Expenditure Category Total</b>	<b>5.3</b>	<b>16.0</b>
<b>Non-Appropriated</b>		
EV2000-N Federal Grants Fund (Non-Appropriated)	5.3	0.0
EV2221-N Water Quality Assurance Revolving Fund (Non-Appropriat	0.0	16.0
	<b>5.3</b>	<b>16.0</b>
<b>Fund Source Total</b>	<b>5.3</b>	<b>16.0</b>
Food	0.0	0.0
<b>Expenditure Category Total</b>	<b>0.0</b>	<b>0.0</b>
Aid to Organizations and Individuals	142.5	325.6

## Program Expenditure Schedule

<b>Agency:</b>	<b>Department of Environmental Quality</b>
<b>Program:</b>	<b>Emergency Response</b>

	<b>FY 2020 Actual</b>	<b>FY 2021 Expd. Plan</b>
<b>Expenditure Category Total</b>	<b>142.5</b>	<b>325.6</b>
<b>Appropriated</b>		
EV4100-A Water Quality Fee Fund (Appropriated)	0.0	2.3
	<b>0.0</b>	<b>2.3</b>
<b>Non-Appropriated</b>		
EV2000-N Federal Grants Fund (Non-Appropriated)	142.5	323.3
	<b>142.5</b>	<b>323.3</b>
<b>Fund Source Total</b>	<b>142.5</b>	<b>325.6</b>

Other Operating Expenses		154.2
Other Operating Expenditures Budg Approp	0.0	
Other Operating Expenditures Excluded from Cost Allocati	0.0	
Risk Management Charges To State Agency	0.0	
Risk Management Deductible - Indemnity	0.0	
Risk Management Deductible - Legal	0.0	
Risk Management Deductible - Medical	0.0	
Risk Management Deductible - Other	0.0	
Gen Liab- Non Physical-Taxable- Self Ins	0.0	
Gross Proceeds Payments To Attorneys	0.0	
General Liability- Non-Taxable- Self Ins	0.0	
Medical Malpractice - Self-Insured	0.0	
Automobile Liability - Self Insured	0.0	
General Property Damage - Self- Insured	0.0	
Automobile Physical Damage-Self Insured	0.0	
Liability Insurance Premiums	0.0	
Property Insurance Premiums	0.0	
Workers Compensation Benefit Payments	0.0	
Self Insurance - Administrative Fees	0.0	
Self Insurance - Premiums	0.0	
Self Insurance - Claim Payments	0.0	
Self Insurance - Pharmacy Claims	0.0	
Premium Tax On Altcs	0.0	
Other Insurance-Related Charges	0.0	
Internal Service Data Processing	0.0	
Internal Service Data Proc- Pc/Lan	0.0	
External Programming-Mainframe/Legacy	0.0	
External Programming- Pc/Lan/Serv/Web	0.0	
External Data Entry	0.0	
Othr External Data Proc-Mainframe/Legacy	0.0	
Othr External Data Proc-Pc/Lan/Serv/Web	0.0	
Pmt for AFIS Development & Usage	0.0	
Internal Service Telecommunications	0.0	
External Telecom Long Distance-In-State	5.2	
External Telecom Long Distance-Out-State	0.0	
Other External Telecommunication Service	0.0	
Electricity	0.0	
Sanitation Waste Disposal	0.0	
Water	0.0	
Gas And Fuel Oil For Buildings	0.0	
Other Utilities	0.0	
Building Rent Charges To State Agencies	0.0	

## Program Expenditure Schedule

<b>Agency:</b>	<b>Department of Environmental Quality</b>
<b>Program:</b>	<b>Emergency Response</b>

	FY 2020 Actual	FY 2021 Expd. Plan
Priv Lease To Own Bld Rent Chrgs To Agy	0.0	
Cert Of Part Bld Rent Chrgs To Agy	29.1	
Rental Of Land And Buildings	0.0	
Rental Of Computer Equipment	0.0	
Rental Of Other Machinery And Equipment	0.0	
Miscellaneous Rent	0.0	
Interest On Overdue Payments	0.0	
All Other Interest Payments	0.0	
Internal Acct/Budg/Financial Svcs	0.0	
Other Internal Services	0.0	
Repair And Maintenance - Buildings	0.0	
Repair And Maintenance - Vehicles	0.4	
Repair And Maint - Mainframe And Legacy	0.0	
Repair And Maint-Pc/Lan/Serv/Web	0.0	
Repair And Maintenance - Other Equipment	3.7	
Other Repair And Maintenance	0.0	
Software Support And Maintenance	5.9	
Uniforms	0.0	
Inmate Clothing	0.0	
Security Supplies	0.0	
Office Supplies	0.3	
Computer Supplies	0.5	
Housekeeping Supplies	0.0	
Bedding And Bath Supplies	0.0	
Drugs And Medicine Supplies	0.0	
Medical Supplies	0.0	
Dental Supplies	0.0	
Automotive And Transportation Fuels	0.0	
Automotive Lubricants And Supplies	0.4	
Rpr And Maint Supplies-Not Auto Or Build	0.0	
Repair And Maintenance Supplies-Building	0.0	
Other Operating Supplies	138.8	
Publications	0.0	
Aggregate Withheld Or Paid Commissions	0.0	
Lottery Prizes	0.0	
Lottery Distribution Costs	0.0	
Material for Further Processing	0.0	
Other Resale Supplies	0.0	
Loss On Sales Of Capital Assets	0.0	
Loss on Sales of Investments	0.0	
Employee Tuition Reimbursement-Graduate	0.0	
Employee Tuition Reimb Under-Grad/Other	0.0	
Conference Registration-Attendance Fees	0.0	
Other Education And Training Costs	0.9	
Advertising	0.0	
Sponsorships	0.0	
Internal Printing	0.0	
External Printing	0.7	
Photography	0.0	
Postage And Delivery	0.3	
Document shredding and Destruction Services	0.0	

## Program Expenditure Schedule

<b>Agency:</b>	<b>Department of Environmental Quality</b>
<b>Program:</b>	<b>Emergency Response</b>

	<b>FY 2020 Actual</b>	<b>FY 2021 Expd. Plan</b>
Translation and Sign Language Services	0.0	
Distribution To State Universities	0.0	
Other Intrastate Distributions	0.0	
Awards	0.0	
Entertainment And Promotional Items	0.0	
Dues	0.0	
Books- Subscriptions And Publications	29.7	
Costs For Digital Image Or Microfilm	0.0	
Revolving Fund Advances	0.0	
Credit Card Fees Over Approved Limit	0.0	
Relief Bill Expenditures	0.0	
Surplus Property Distr To State Agencies	0.0	
Security Services	0.0	
Judgments - Damages	0.0	
ICA Payments to Claimants Confidential	0.0	
Jdgmnt-Confidential Restitution To Indiv	0.0	
Judgments - Non-Confidential Restitution	0.0	
Judgments - Punitive And Compensatory	0.0	
Pmts Made to Resolve/Disputes/Avoid Costs of Litigation	0.0	
Pmts For Contracted State Inmate Labor	0.0	
Payments To State Inmates	0.0	
Bad Debt Expense	0.0	
Interview Expense	0.0	
Employee Relocations-Nontaxable	0.0	
Employee Relocations-Taxable	0.0	
Non-Confidential Invest/Legal/Law Enf	0.0	
Conf/Sensitive Invest/Legal/Undercover	0.0	
Fingerprinting, Background Checks, Etc.	0.0	
Other Miscellaneous Operating	0.0	
<b>Expenditure Category Total</b>	<b>215.9</b>	<b>154.2</b>
<b>Appropriated</b>		
EV2178-A Hazardous Waste Management (Appropriated)	5.4	5.6
EV2226-A Air Quality Fund (Appropriated)	4.5	4.7
EV2328-A Permit Administration (Appropriated)	2.1	2.3
EV3031-A Emergency Response Fund (Appropriated)	100.1	104.8
EV3110-A Solid Waste Fee Fund (Appropriated)	5.3	0.0
EV4100-A Water Quality Fee Fund (Appropriated)	2.2	0.0
	<b>119.6</b>	<b>117.4</b>
<b>Non-Appropriated</b>		
EV2000-N Federal Grants Fund (Non-Appropriated)	31.7	0.0
EV2221-N Water Quality Assurance Revolving Fund (Non-Appropriat	15.6	21.4
EV2271-N Underground Storage Tank Revolving (Non-Appropriated)	49.0	15.4
	<b>96.3</b>	<b>36.8</b>
<b>Fund Source Total</b>	<b>215.9</b>	<b>154.2</b>
Current Year Expenditures		28.0
Capital Equipment Budget And Approp	0.0	
Vehicles Capital Purchase	7.7	
Vehicles Capital Leases	0.0	
Furniture Capital Purchase	0.0	
Depreciable Works Of Art & Hist Treas/Coll Capital Purcha	0.0	

## Program Expenditure Schedule

<b>Agency:</b>	<b>Department of Environmental Quality</b>
<b>Program:</b>	<b>Emergency Response</b>

	<b>FY 2020 Actual</b>	<b>FY 2021 Expd. Plan</b>
Non Depr Works Of Art & Hist Treas/Coll Cap Purchase	0.0	
Furniture Capital Leases	0.0	
Computer Equipment Capital Purchase	0.0	
Computer Equipment Capital Lease	0.0	
Telecommunication Equip-Capital Purchase	0.0	
Telecommunication Equip-Capital Lease	0.0	
Other Equipment Capital Purchase	0.0	
Other Equipment Capital Leases	0.0	
Purchased Or Licensed Software-Website	0.0	
Internally Generated Software-Website	0.0	
Development in Progress	0.0	
Right-Of-Way/Easement/Extraction Rights	0.0	
Oth Int Assets purchased, licensed or internally generate	0.0	
Other intangible assets acquired by capital lease	0.0	
Other Capital Asset Purchases	0.0	
Leasehold Improvement-Capital Purchase	0.0	
Other Capital Asset Leases	0.0	
Non-Capital Equip Budget And Approp	0.0	
Vehicles Non-Capital Purchase	0.0	
Vehicles Non-Capital Leases	0.0	
Furniture Non-Capital Purchase	0.0	
Works Of Art And Hist Treas-Non Capital	0.0	
Furniture Non-Capital Leases	0.0	
Computer Equipment Non-Capital Purchase	3.0	
Computer Equipment Non-Capital Lease	0.0	
Telecomm Equip Non-Capital Purchase	0.0	
Telecomm Equip Non-Capital Leases	0.0	
Other Equipment Non-Capital Purchase	(9.5)	
Weapons Non-Capital Purchase	0.0	
Other Equipment Non-Capital Lease	0.0	
Purchased Or Licensed Software/Website	1.1	
Internally Generated Software/Website	0.0	
LICENSES AND PERMITS	0.0	
Right-Of-Way/Easement/Extraction Exp	0.0	
Other Intangible Assets - Purchased, Licensed or Internall	0.0	
Noncapital Software/Web By Capital Lease	0.0	
Other Intangible Assets Acquired by Capital Lease	0.0	
Other Long Lived Tangible Assets to be Expenses	0.0	
Non-Capital Equipment Excluded from Cost Allocation	0.0	
<b>Expenditure Category Total</b>	<b>2.2</b>	<b>28.0</b>
<b>Appropriated</b>		
EV2178-A Hazardous Waste Management (Appropriated)	0.0	0.0
EV3031-A Emergency Response Fund (Appropriated)	0.0	28.0
	<b>0.0</b>	<b>28.0</b>
<b>Non-Appropriated</b>		
EV2000-N Federal Grants Fund (Non-Appropriated)	4.3	0.0
EV2271-N Underground Storage Tank Revolving (Non-Appropriated)	(2.1)	0.0
	<b>2.2</b>	<b>0.0</b>
<b>Fund Source Total</b>	<b>2.2</b>	<b>28.0</b>
Capital Outlay	0.0	0.0



## Program Expenditure Schedule

<b>Agency:</b>	Department of Environmental Quality
<b>Program:</b>	Emergency Response

	FY 2020 Actual	FY 2021 Expd. Plan
<b>Expenditure Category Total</b>	<b>0.0</b>	<b>0.0</b>
Debt Service	0.0	0.0
<b>Expenditure Category Total</b>	<b>0.0</b>	<b>0.0</b>

Cost Allocation	225.9	229.6
<b>Expenditure Category Total</b>	<b>225.9</b>	<b>229.6</b>

**Appropriated**

EV2178-A Hazardous Waste Management (Appropriated)	16.2	18.7
EV2226-A Air Quality Fund (Appropriated)	18.9	32.8
EV2328-A Permit Administration (Appropriated)	11.8	20.3
EV3031-A Emergency Response Fund (Appropriated)	32.6	0.0
EV3110-A Solid Waste Fee Fund (Appropriated)	16.2	0.0
EV4100-A Water Quality Fee Fund (Appropriated)	6.6	11.2
	<b>102.3</b>	<b>83.0</b>

**Non-Appropriated**

EV2000-N Federal Grants Fund (Non-Appropriated)	23.9	30.4
EV2221-N Water Quality Assurance Revolving Fund (Non-Appropriated)	59.9	101.2
EV2271-N Underground Storage Tank Revolving (Non-Appropriated)	39.8	15.0
	<b>123.6</b>	<b>146.6</b>
<b>Fund Source Total</b>	<b>225.9</b>	<b>229.6</b>

Transfers	3.0	0.0
<b>Expenditure Category Total</b>	<b>3.0</b>	<b>0.0</b>

**Non-Appropriated**

EV2000-N Federal Grants Fund (Non-Appropriated)	3.0	0.0
	<b>3.0</b>	<b>0.0</b>
<b>Fund Source Total</b>	<b>3.0</b>	<b>0.0</b>

<b>Employee Retirement Coverage</b>
-------------------------------------

<b>Retirement System</b>	<b>FTE</b>	<b>Personal Services</b>	<b>Fund#</b>
Arizona State Retirement System	1.0	48.6	EV2000-N
Arizona State Retirement System	0.9	30.1	EV2178-A
Arizona State Retirement System	4.6	182.3	EV2221-N
Arizona State Retirement System	1.5	60.3	EV2226-A
Arizona State Retirement System	0.6	36.0	EV2328-A
Arizona State Retirement System	0.0	0.0	EV3110-A
Arizona State Retirement System	0.7	22.1	EV4100-A

<b>Combined Regular &amp; Elected Positions At/Above FICA Maximum of \$142,800</b>
--

<b>Total FTE</b>	<b>Personal Services</b>	<b>FTE's not eligible for Health, Dental &amp; Life</b>
0.0	0.0	0.0

## Program Budget Unit Summary of Expenditures and Budget Request for All Funds

<b>Agency:</b>	Department of Environmental Quality
<b>Program:</b>	UST and Leaking UST

Expenditure Categories		FY 2020	FY 2021	FY 2022	FY 2022
		Actual	Expd. Plan	Fund. Issue	Total Request
0000	FTE	50.3	57.3	0.0	57.3
6000	Personal Services	2,754.8	3,563.5	0.0	3,563.5
6100	Employee Related Expenses	1,038.9	1,344.3	0.0	1,344.3
6200	Professional and Outside Services	18,077.0	14,093.3	0.0	14,093.3
6500	Travel In-State	52.5	50.0	0.0	50.0
6600	Travel Out of State	0.8	1.0	0.0	1.0
6700	Food	0.0	0.0	0.0	0.0
6800	Aid to Organizations and Individuals	19,041.5	11,980.8	0.0	11,980.8
7000	Other Operating Expenses	394.8	309.0	0.0	309.0
8000	Equipment	19.3	10.0	0.0	10.0
8100	Capital Outlay	0.0	0.0	0.0	0.0
8600	Debt Service	0.0	0.0	0.0	0.0
9000	Cost Allocation	1,551.2	2,207.6	0.0	2,207.6
9100	Transfers	1.0	2.0	0.0	2.0
<b>Expenditure Categories Total:</b>		42,931.8	33,561.5	0.0	33,561.5
<b>Fund Source</b>					
<b>Appropriated Funds</b>					
EV2271-A Underground Storage Tank Revolving (Appropriat		0.0	160.8	0.0	160.8
		0.0	160.8	0.0	160.8
<b>Non-Appropriated Funds</b>					
EV2000-N Federal Grants Fund (Non-Appropriated)		1,829.8	1,537.2	0.0	1,537.2
EV2271-N Underground Storage Tank Revolving (Non-Appro		41,102.0	31,863.5	0.0	31,863.5
		42,931.8	33,400.7	0.0	33,400.7
<b>Fund Source Total:</b>		42,931.8	33,561.5	0.0	33,561.5

## Program Budget Unit Summary of Expenditures and Budget Request for Selected Funds

**Agency:** Department of Environmental Quality

FY 2020 Actual	FY 2021 Expd. Plan	FY 2022 Fund. Issue	FY 2022 Total Request
-------------------	-----------------------	------------------------	--------------------------

**Program:** UST and Leaking UST

**Fund:** EV2000-N Federal Grants Fund

**Non-Appropriated**

0000 FTE	9.7	9.5	0.0	9.5
6000 Personal Services	588.8	434.3	0.0	434.3
6100 Employee Related Expenses	227.2	169.3	0.0	169.3
6200 Professional and Outside Services	671.8	642.0	0.0	642.0
6500 Travel In-State	14.0	10.0	0.0	10.0
6600 Travel Out of State	0.0	0.0	0.0	0.0
6700 Food	0.0	0.0	0.0	0.0
6800 Aid to Organizations and Individuals	0.0	0.0	0.0	0.0
7000 Other Operating Expenses	13.2	10.0	0.0	10.0
8000 Equipment	0.0	0.0	0.0	0.0
8100 Capital Outlay	0.0	0.0	0.0	0.0
8600 Debt Service	0.0	0.0	0.0	0.0
9000 Cost Allocation	314.8	271.6	0.0	271.6
9100 Transfers	0.0	0.0	0.0	0.0

<b>Non-Appropriated Total:</b>	1,829.8	1,537.2	0.0	1,537.2
--------------------------------	---------	---------	-----	---------

<b>Fund Total:</b>	1,829.8	1,537.2	0.0	1,537.2
--------------------	---------	---------	-----	---------

**Fund:** EV2271-A Underground Storage Tank Revolving

**Appropriated**

6000 Personal Services	0.0	0.0	0.0	0.0
6100 Employee Related Expenses	0.0	0.0	0.0	0.0
6200 Professional and Outside Services	0.0	0.0	0.0	0.0
6500 Travel In-State	0.0	0.0	0.0	0.0
6600 Travel Out of State	0.0	0.0	0.0	0.0
6700 Food	0.0	0.0	0.0	0.0
6800 Aid to Organizations and Individuals	0.0	160.8	0.0	160.8
7000 Other Operating Expenses	0.0	0.0	0.0	0.0
8000 Equipment	0.0	0.0	0.0	0.0
8100 Capital Outlay	0.0	0.0	0.0	0.0

## Program Budget Unit Summary of Expenditures and Budget Request for Selected Funds

<b>Agency:</b> Department of Environmental Quality					
		<b>FY 2020</b>	<b>FY 2021</b>	<b>FY 2022</b>	<b>FY 2022</b>
		<b>Actual</b>	<b>Expd. Plan</b>	<b>Fund. Issue</b>	<b>Total Request</b>
<b>Program:</b> UST and Leaking UST					
<b>Fund:</b> EV2271-A Underground Storage Tank Revolving					
<b>Appropriated</b>					
8600	Debt Service	0.0	0.0	0.0	0.0
9000	Cost Allocation	0.0	0.0	0.0	0.0
9100	Transfers	0.0	0.0	0.0	0.0
<b>Appropriated Total:</b>		0.0	160.8	0.0	160.8
<b>Fund Total:</b>		0.0	160.8	0.0	160.8
<b>Fund:</b> EV2271-N Underground Storage Tank Revolving					
<b>Non-Appropriated</b>					
0000	FTE	40.5	47.8	0.0	47.8
6000	Personal Services	2,166.0	3,129.2	0.0	3,129.2
6100	Employee Related Expenses	811.7	1,175.0	0.0	1,175.0
6200	Professional and Outside Services	17,405.2	13,451.3	0.0	13,451.3
6500	Travel In-State	38.5	40.0	0.0	40.0
6600	Travel Out of State	0.8	1.0	0.0	1.0
6700	Food	0.0	0.0	0.0	0.0
6800	Aid to Organizations and Individuals	19,041.5	11,820.0	0.0	11,820.0
7000	Other Operating Expenses	381.6	299.0	0.0	299.0
8000	Equipment	19.3	10.0	0.0	10.0
8100	Capital Outlay	0.0	0.0	0.0	0.0
8600	Debt Service	0.0	0.0	0.0	0.0
9000	Cost Allocation	1,236.4	1,936.0	0.0	1,936.0
9100	Transfers	1.0	2.0	0.0	2.0
<b>Non-Appropriated Total:</b>		41,102.0	31,863.5	0.0	31,863.5
<b>Fund Total:</b>		41,102.0	31,863.5	0.0	31,863.5
<b>Program Total For Selected Funds:</b>		42,931.8	33,561.5	0.0	33,561.5

## Program Expenditure Schedule

<b>Agency:</b>	<b>Department of Environmental Quality</b>
<b>Program:</b>	<b>UST and Leaking UST</b>

	<b>FY 2020 Actual</b>	<b>FY 2021 Expd. Plan</b>
FTE	50.3	57.3
<b>Expenditure Category Total</b>	<b>50.3</b>	<b>57.3</b>
<b>Non-Appropriated</b>		
EV2000-N Federal Grants Fund (Non-Appropriated)	9.7	9.5
EV2271-N Underground Storage Tank Revolving (Non-Appropriated)	40.5	47.8
<b>Fund Source Total</b>	<b>50.3</b>	<b>57.3</b>
<hr/>		
Personal Services	2,754.8	3,563.5
Boards and Commissions	0.0	0.0
<b>Expenditure Category Total</b>	<b>2,754.8</b>	<b>3,563.5</b>
<b>Non-Appropriated</b>		
EV2000-N Federal Grants Fund (Non-Appropriated)	588.8	434.3
EV2271-N Underground Storage Tank Revolving (Non-Appropriated)	2,166.0	3,129.2
<b>Fund Source Total</b>	<b>2,754.8</b>	<b>3,563.5</b>
<hr/>		
Employee Related Expenses	1,038.9	1,344.3
<b>Expenditure Category Total</b>	<b>1,038.9</b>	<b>1,344.3</b>
<b>Non-Appropriated</b>		
EV2000-N Federal Grants Fund (Non-Appropriated)	227.2	169.3
EV2271-N Underground Storage Tank Revolving (Non-Appropriated)	811.7	1,175.0
<b>Fund Source Total</b>	<b>1,038.9</b>	<b>1,344.3</b>
<hr/>		
Professional and Outside Services		14,093.3
External Prof/Outside Serv Budg And Appn	0.0	
External Investment Services	0.0	
Other External Financial Services	0.0	
Attorney General Legal Services	455.1	
External Legal Services	(1.2)	
External Engineer/Architect Cost - Exp	0.0	
External Engineer/Architect Cost- Cap	0.0	
Other Design	0.0	
Temporary Agency Services	149.5	
Hospital Services	0.0	
Other Medical Services	0.0	
Institutional Care	0.0	
Education And Training	0.2	
Vendor Travel	0.0	
Professional & Outside Services Excluded from Cost Alloca	0.0	
Vendor Travel - Non Reportable	0.0	
External Telecom Consulting Services	0.0	
Costs related to those in custody of the State	0.0	
Non - Confidential Specialist Fees	0.0	
Confidential Specialist Fees	0.0	
Outside Actuarial Costs	0.0	
Other Professional And Outside Services	17,473.4	

## Program Expenditure Schedule

<b>Agency:</b>	Department of Environmental Quality
<b>Program:</b>	UST and Leaking UST

	FY 2020 Actual	FY 2021 Expd. Plan
<b>Expenditure Category Total</b>	<b>18,077.0</b>	<b>14,093.3</b>
<b>Non-Appropriated</b>		
EV2000-N Federal Grants Fund (Non-Appropriated)	671.8	642.0
EV2271-N Underground Storage Tank Revolving (Non-Appropriated)	17,405.2	13,451.3
	<b>18,077.0</b>	<b>14,093.3</b>
<b>Fund Source Total</b>	<b>18,077.0</b>	<b>14,093.3</b>
Travel In-State	52.5	50.0
<b>Expenditure Category Total</b>	<b>52.5</b>	<b>50.0</b>
<b>Non-Appropriated</b>		
EV2000-N Federal Grants Fund (Non-Appropriated)	14.0	10.0
EV2271-N Underground Storage Tank Revolving (Non-Appropriated)	38.5	40.0
	<b>52.5</b>	<b>50.0</b>
<b>Fund Source Total</b>	<b>52.5</b>	<b>50.0</b>
Travel Out of State	0.8	1.0
<b>Expenditure Category Total</b>	<b>0.8</b>	<b>1.0</b>
<b>Non-Appropriated</b>		
EV2271-N Underground Storage Tank Revolving (Non-Appropriated)	0.8	1.0
	<b>0.8</b>	<b>1.0</b>
<b>Fund Source Total</b>	<b>0.8</b>	<b>1.0</b>
Food	0.0	0.0
<b>Expenditure Category Total</b>	<b>0.0</b>	<b>0.0</b>
Aid to Organizations and Individuals	19,041.5	11,980.8
<b>Expenditure Category Total</b>	<b>19,041.5</b>	<b>11,980.8</b>
<b>Appropriated</b>		
EV2271-A Underground Storage Tank Revolving (Appropriated)	0.0	160.8
	<b>0.0</b>	<b>160.8</b>
<b>Non-Appropriated</b>		
EV2271-N Underground Storage Tank Revolving (Non-Appropriated)	19,041.5	11,820.0
	<b>19,041.5</b>	<b>11,820.0</b>
<b>Fund Source Total</b>	<b>19,041.5</b>	<b>11,980.8</b>
Other Operating Expenses		309.0
Other Operating Expenditures Budg Approp	0.0	
Other Operating Expenditures Excluded from Cost Allocati	0.0	
Risk Management Charges To State Agency	0.0	
Risk Management Deductible - Indemnity	0.0	
Risk Management Deductible - Legal	0.0	
Risk Management Deductible - Medical	0.0	
Risk Management Deductible - Other	0.0	
Gen Liab- Non Physical-Taxable- Self Ins	0.0	
Gross Proceeds Payments To Attorneys	0.0	
General Liability- Non-Taxable- Self Ins	0.0	
Medical Malpractice - Self-Insured	0.0	
Automobile Liability - Self Insured	0.0	
General Property Damage - Self- Insured	0.0	
Automobile Physical Damage-Self Insured	0.0	

## Program Expenditure Schedule

<b>Agency:</b>	<b>Department of Environmental Quality</b>
<b>Program:</b>	<b>UST and Leaking UST</b>

	FY 2020 Actual	FY 2021 Expd. Plan
Liability Insurance Premiums	0.0	
Property Insurance Premiums	0.0	
Workers Compensation Benefit Payments	0.0	
Self Insurance - Administrative Fees	0.0	
Self Insurance - Premiums	0.0	
Self Insurance - Claim Payments	0.0	
Self Insurance - Pharmacy Claims	0.0	
Premium Tax On Altcs	0.0	
Other Insurance-Related Charges	0.0	
Internal Service Data Processing	0.0	
Internal Service Data Proc- Pc/Lan	0.0	
External Programming-Mainframe/Legacy	0.0	
External Programming- Pc/Lan/Serv/Web	0.0	
External Data Entry	0.0	
Othr External Data Proc-Mainframe/Legacy	0.0	
Othr External Data Proc-Pc/Lan/Serv/Web	0.0	
Pmt for AFIS Development & Usage	0.0	
Internal Service Telecommunications	0.0	
External Telecom Long Distance-In-State	6.3	
External Telecom Long Distance-Out-State	0.0	
Other External Telecommunication Service	0.0	
Electricity	0.0	
Sanitation Waste Disposal	0.0	
Water	0.0	
Gas And Fuel Oil For Buildings	0.0	
Other Utilities	0.0	
Building Rent Charges To State Agencies	0.0	
Priv Lease To Own Bld Rent Chrgs To Agy	0.0	
Cert Of Part Bld Rent Chrgs To Agy	228.4	
Rental Of Land And Buildings	0.0	
Rental Of Computer Equipment	0.0	
Rental Of Other Machinery And Equipment	2.3	
Miscellaneous Rent	0.0	
Interest On Overdue Payments	0.0	
All Other Interest Payments	0.0	
Internal Acct/Budg/Financial Svcs	0.0	
Other Internal Services	0.0	
Repair And Maintenance - Buildings	9.8	
Repair And Maintenance - Vehicles	0.4	
Repair And Maint - Mainframe And Legacy	0.0	
Repair And Maint-Pc/Lan/Serv/Web	0.0	
Repair And Maintenance - Other Equipment	2.7	
Other Repair And Maintenance	0.0	
Software Support And Maintenance	15.5	
Uniforms	0.2	
Inmate Clothing	0.0	
Security Supplies	0.0	
Office Supplies	5.7	
Computer Supplies	0.3	
Housekeeping Supplies	0.0	
Bedding And Bath Supplies	0.0	

## Program Expenditure Schedule

<b>Agency:</b>	<b>Department of Environmental Quality</b>
<b>Program:</b>	<b>UST and Leaking UST</b>

	FY 2020 Actual	FY 2021 Expd. Plan
Drugs And Medicine Supplies	0.0	
Medical Supplies	0.0	
Dental Supplies	0.0	
Automotive And Transportation Fuels	0.0	
Automotive Lubricants And Supplies	0.0	
Rpr And Maint Supplies-Not Auto Or Build	0.0	
Repair And Maintenance Supplies-Building	0.0	
Other Operating Supplies	0.4	
Publications	0.0	
Aggregate Withheld Or Paid Commissions	0.0	
Lottery Prizes	0.0	
Lottery Distribution Costs	0.0	
Material for Further Processing	0.0	
Other Resale Supplies	0.0	
Loss On Sales Of Capital Assets	0.0	
Loss on Sales of Investments	0.0	
Employee Tuition Reimbursement-Graduate	0.0	
Employee Tuition Reimb Under-Grad/Other	1.6	
Conference Registration-Attendance Fees	16.2	
Other Education And Training Costs	65.9	
Advertising	0.5	
Sponsorships	0.0	
Internal Printing	0.0	
External Printing	25.9	
Photography	0.0	
Postage And Delivery	0.1	
Document shredding and Destruction Services	0.0	
Translation and Sign Language Services	0.0	
Distribution To State Universities	0.0	
Other Intrastate Distributions	0.0	
Awards	0.0	
Entertainment And Promotional Items	0.0	
Dues	2.7	
Books- Subscriptions And Publications	8.9	
Costs For Digital Image Or Microfilm	0.0	
Revolving Fund Advances	0.0	
Credit Card Fees Over Approved Limit	0.0	
Relief Bill Expenditures	0.0	
Surplus Property Distr To State Agencies	0.0	
Security Services	0.0	
Judgments - Damages	0.0	
ICA Payments to Claimants Confidential	0.0	
Jdgmnt-Confidential Restitution To Indiv	0.0	
Judgments - Non-Confidential Restitution	0.0	
Judgments - Punitive And Compensatory	0.0	
Pmts Made to Resolve/Disputes/Avoid Costs of Litigation	0.0	
Pmts For Contracted State Inmate Labor	0.0	
Payments To State Inmates	0.0	
Bad Debt Expense	0.0	
Interview Expense	0.0	
Employee Relocations-Nontaxable	1.0	



## Program Expenditure Schedule

<b>Agency:</b>	<b>Department of Environmental Quality</b>
<b>Program:</b>	<b>UST and Leaking UST</b>

	<b>FY 2020 Actual</b>	<b>FY 2021 Expd. Plan</b>
Employee Relocations-Taxable	0.0	
Non-Confidential Invest/Legal/Law Enf	0.0	
Conf/Sensitive Invest/Legal/Undercover	0.0	
Fingerprinting, Background Checks, Etc.	0.0	
Other Miscellaneous Operating	0.0	
<b>Expenditure Category Total</b>	<b>394.8</b>	<b>309.0</b>
<b>Non-Appropriated</b>		
EV2000-N Federal Grants Fund (Non-Appropriated)	13.2	10.0
EV2271-N Underground Storage Tank Revolving (Non-Appropriated)	381.6	299.0
	<b>394.8</b>	<b>309.0</b>
<b>Fund Source Total</b>	<b>394.8</b>	<b>309.0</b>
Current Year Expenditures		10.0
Capital Equipment Budget And Approp	0.0	
Vehicles Capital Purchase	0.0	
Vehicles Capital Leases	0.0	
Furniture Capital Purchase	0.0	
Depreciable Works Of Art & Hist Treas/Coll Capital Purcha	0.0	
Non Depr Works Of Art & Hist Treas/Coll Cap Purchase	0.0	
Furniture Capital Leases	0.0	
Computer Equipment Capital Purchase	0.0	
Computer Equipment Capital Lease	0.0	
Telecommunication Equip-Capital Purchase	0.0	
Telecommunication Equip-Capital Lease	0.0	
Other Equipment Capital Purchase	0.0	
Other Equipment Capital Leases	0.0	
Purchased Or Licensed Software-Website	0.0	
Internally Generated Software-Website	0.0	
Development in Progress	0.0	
Right-Of-Way/Easement/Extraction Rights	0.0	
Oth Int Assets purchased, licensed or internally generate	0.0	
Other intangible assets acquired by capital lease	0.0	
Other Capital Asset Purchases	0.0	
Leasehold Improvement-Capital Purchase	0.0	
Other Capital Asset Leases	0.0	
Non-Capital Equip Budget And Approp	0.0	
Vehicles Non-Capital Purchase	0.0	
Vehicles Non-Capital Leases	0.0	
Furniture Non-Capital Purchase	8.5	
Works Of Art And Hist Treas-Non Capital	0.0	
Furniture Non-Capital Leases	0.0	
Computer Equipment Non-Capital Purchase	5.0	
Computer Equipment Non-Capital Lease	0.0	
Telecomm Equip Non-Capital Purchase	0.0	
Telecomm Equip Non-Capital Leases	0.0	
Other Equipment Non-Capital Purchase	0.0	
Weapons Non-Capital Purchase	0.0	
Other Equipment Non-Capital Lease	0.0	
Purchased Or Licensed Software/Website	5.8	
Internally Generated Software/Website	0.0	
LICENSES AND PERMITS	0.0	

## Program Expenditure Schedule

<b>Agency:</b>	<b>Department of Environmental Quality</b>
<b>Program:</b>	<b>UST and Leaking UST</b>

	<b>FY 2020 Actual</b>	<b>FY 2021 Expd. Plan</b>
Right-Of-Way/Easement/Extraction Exp	0.0	
Other Intangible Assets - Purchased, Licensed or Internall	0.0	
Noncapital Software/Web By Capital Lease	0.0	
Other Intangible Assets Acquired by Capital Lease	0.0	
Other Long Lived Tangible Assets to be Expenses	0.0	
Non-Capital Equipment Excluded from Cost Allocation	0.0	
<b>Expenditure Category Total</b>	<b>19.3</b>	<b>10.0</b>
<b>Non-Appropriated</b>		
EV2271-N Underground Storage Tank Revolving (Non-Appropriated)	19.3	10.0
<b>Fund Source Total</b>	<b>19.3</b>	<b>10.0</b>
Capital Outlay	0.0	0.0
<b>Expenditure Category Total</b>	<b>0.0</b>	<b>0.0</b>
Debt Service	0.0	0.0
<b>Expenditure Category Total</b>	<b>0.0</b>	<b>0.0</b>
Cost Allocation	1,551.2	2,207.6
<b>Expenditure Category Total</b>	<b>1,551.2</b>	<b>2,207.6</b>
<b>Non-Appropriated</b>		
EV2000-N Federal Grants Fund (Non-Appropriated)	314.8	271.6
EV2271-N Underground Storage Tank Revolving (Non-Appropriated)	1,236.4	1,936.0
<b>Fund Source Total</b>	<b>1,551.2</b>	<b>2,207.6</b>
Transfers	1.0	2.0
<b>Expenditure Category Total</b>	<b>1.0</b>	<b>2.0</b>
<b>Non-Appropriated</b>		
EV2271-N Underground Storage Tank Revolving (Non-Appropriated)	1.0	2.0
<b>Fund Source Total</b>	<b>1.0</b>	<b>2.0</b>

<b>Employee Retirement Coverage</b>			
<b>Retirement System</b>	<b>FTE</b>	<b>Personal Services</b>	<b>Fund#</b>
Arizona State Retirement System	9.5	434.3	EV2000-N
Arizona State Retirement System	47.8	3,129.2	EV2271-N

### Combined Regular & Elected Positions At/Above FICA Maximum of \$142,800

<b>Total FTE</b>	<b>Personal Services</b>	<b>FTE's not eligible for Health, Dental &amp; Life</b>
0.4	52.2	0.0

## Program Budget Unit Summary of Expenditures and Budget Request for All Funds

<b>Agency:</b>	Department of Environmental Quality
<b>Program:</b>	WQARF

<b>Expenditure Categories</b>		<b>FY 2020</b>	<b>FY 2021</b>	<b>FY 2022</b>	<b>FY 2022</b>
		<b>Actual</b>	<b>Expd. Plan</b>	<b>Fund. Issue</b>	<b>Total Request</b>
0000	FTE	30.1	29.4	0.0	29.4
6000	Personal Services	1,592.7	2,147.0	0.0	2,147.0
6100	Employee Related Expenses	592.3	798.0	0.0	798.0
6200	Professional and Outside Services	704.4	600.3	0.0	600.3
6500	Travel In-State	22.3	18.0	0.0	18.0
6600	Travel Out of State	0.5	5.0	0.0	5.0
6700	Food	0.0	0.0	0.0	0.0
6800	Aid to Organizations and Individuals	1.1	0.0	0.0	0.0
7000	Other Operating Expenses	209.8	272.2	0.0	272.2
8000	Equipment	6.7	7.0	0.0	7.0
8100	Capital Outlay	0.0	0.0	0.0	0.0
8600	Debt Service	0.0	0.0	0.0	0.0
9000	Cost Allocation	825.4	1,325.3	0.0	1,325.3
9100	Transfers	157.4	160.0	0.0	160.0
<b>Expenditure Categories Total:</b>		4,112.6	5,332.8	0.0	5,332.8
<b>Fund Source</b>					
<b>Non-Appropriated Funds</b>					
EV2221-N	Water Quality Assurance Revolving Fund (Non-Ap	4,112.6	5,332.8	0.0	5,332.8
		4,112.6	5,332.8	0.0	5,332.8
<b>Fund Source Total:</b>		4,112.6	5,332.8	0.0	5,332.8

## Program Budget Unit Summary of Expenditures and Budget Request for Selected Funds

<b>Agency:</b> Department of Environmental Quality					
		<b>FY 2020</b>	<b>FY 2021</b>	<b>FY 2022</b>	<b>FY 2022</b>
		<b>Actual</b>	<b>Expd. Plan</b>	<b>Fund. Issue</b>	<b>Total Request</b>
<b>Program:</b> WQARF					
<b>Fund:</b> EV2221-N Water Quality Assurance Revolving Fund					
<b>Non-Appropriated</b>					
0000	FTE	30.1	29.4	0.0	29.4
6000	Personal Services	1,592.7	2,147.0	0.0	2,147.0
6100	Employee Related Expenses	592.3	798.0	0.0	798.0
6200	Professional and Outside Services	704.4	600.3	0.0	600.3
6500	Travel In-State	22.3	18.0	0.0	18.0
6600	Travel Out of State	0.5	5.0	0.0	5.0
6700	Food	0.0	0.0	0.0	0.0
6800	Aid to Organizations and Individuals	1.1	0.0	0.0	0.0
7000	Other Operating Expenses	209.8	272.2	0.0	272.2
8000	Equipment	6.7	7.0	0.0	7.0
8100	Capital Outlay	0.0	0.0	0.0	0.0
8600	Debt Service	0.0	0.0	0.0	0.0
9000	Cost Allocation	825.4	1,325.3	0.0	1,325.3
9100	Transfers	157.4	160.0	0.0	160.0
<b>Non-Appropriated Total:</b>		4,112.6	5,332.8	0.0	5,332.8
<b>Fund Total:</b>		4,112.6	5,332.8	0.0	5,332.8
<b>Program Total For Selected Funds:</b>		4,112.6	5,332.8	0.0	5,332.8

## Program Expenditure Schedule

<b>Agency:</b>	<b>Department of Environmental Quality</b>
<b>Program:</b>	<b>WQARF</b>

	<b>FY 2020 Actual</b>	<b>FY 2021 Expd. Plan</b>
FTE	30.1	29.4
<b>Expenditure Category Total</b>	<b>30.1</b>	<b>29.4</b>
<b>Non-Appropriated</b>		
EV2221-N Water Quality Assurance Revolving Fund (Non-Appropriat	30.1	29.4
<b>Fund Source Total</b>	<b>30.1</b>	<b>29.4</b>
Personal Services	1,592.7	2,147.0
Boards and Commissions	0.0	0.0
<b>Expenditure Category Total</b>	<b>1,592.7</b>	<b>2,147.0</b>
<b>Non-Appropriated</b>		
EV2221-N Water Quality Assurance Revolving Fund (Non-Appropriat	1,592.7	2,147.0
<b>Fund Source Total</b>	<b>1,592.7</b>	<b>2,147.0</b>
Employee Related Expenses	592.3	798.0
<b>Expenditure Category Total</b>	<b>592.3</b>	<b>798.0</b>
<b>Non-Appropriated</b>		
EV2221-N Water Quality Assurance Revolving Fund (Non-Appropriat	592.3	798.0
<b>Fund Source Total</b>	<b>592.3</b>	<b>798.0</b>
Professional and Outside Services		600.3
External Prof/Outside Serv Budg And Appn	0.0	
External Investment Services	0.0	
Other External Financial Services	0.0	
Attorney General Legal Services	420.7	
External Legal Services	0.0	
External Engineer/Architect Cost - Exp	0.0	
External Engineer/Architect Cost- Cap	0.0	
Other Design	0.0	
Temporary Agency Services	0.0	
Hospital Services	0.0	
Other Medical Services	0.0	
Institutional Care	0.0	
Education And Training	0.0	
Vendor Travel	0.0	
Professional & Outside Services Excluded from Cost Alloca	0.0	
Vendor Travel - Non Reportable	0.0	
External Telecom Consulting Services	0.0	
Costs related to those in custody of the State	0.0	
Non - Confidential Specialist Fees	0.0	
Confidential Specialist Fees	0.0	
Outside Actuarial Costs	0.0	
Other Professional And Outside Services	283.7	

## Program Expenditure Schedule

<b>Agency:</b>	Department of Environmental Quality
<b>Program:</b>	WQARF

	FY 2020 Actual	FY 2021 Expd. Plan
<b>Expenditure Category Total</b>	<b>704.4</b>	<b>600.3</b>
<b>Non-Appropriated</b>		
EV2221-N Water Quality Assurance Revolving Fund (Non-Appropriat	704.4	600.3
<b>Fund Source Total</b>	<b>704.4</b>	<b>600.3</b>
Travel In-State	22.3	18.0
<b>Expenditure Category Total</b>	<b>22.3</b>	<b>18.0</b>
<b>Non-Appropriated</b>		
EV2221-N Water Quality Assurance Revolving Fund (Non-Appropriat	22.3	18.0
<b>Fund Source Total</b>	<b>22.3</b>	<b>18.0</b>
Travel Out of State	0.5	5.0
<b>Expenditure Category Total</b>	<b>0.5</b>	<b>5.0</b>
<b>Non-Appropriated</b>		
EV2221-N Water Quality Assurance Revolving Fund (Non-Appropriat	0.5	5.0
<b>Fund Source Total</b>	<b>0.5</b>	<b>5.0</b>
Food	0.0	0.0
<b>Expenditure Category Total</b>	<b>0.0</b>	<b>0.0</b>
Aid to Organizations and Individuals	1.1	0.0
<b>Expenditure Category Total</b>	<b>1.1</b>	<b>0.0</b>
<b>Non-Appropriated</b>		
EV2221-N Water Quality Assurance Revolving Fund (Non-Appropriat	1.1	0.0
<b>Fund Source Total</b>	<b>1.1</b>	<b>0.0</b>
Other Operating Expenses		272.2
Other Operating Expenditures Budg Approp	0.0	
Other Operating Expenditures Excluded from Cost Allocati	0.0	
Risk Management Charges To State Agency	0.0	
Risk Management Deductible - Indemnity	0.0	
Risk Management Deductible - Legal	0.0	
Risk Management Deductible - Medical	0.0	
Risk Management Deductible - Other	0.0	
Gen Liab- Non Physical-Taxable- Self Ins	0.0	
Gross Proceeds Payments To Attorneys	0.0	
General Liability- Non-Taxable- Self Ins	0.0	
Medical Malpractice - Self-Insured	0.0	
Automobile Liability - Self Insured	0.0	
General Property Damage - Self- Insured	0.0	
Automobile Physical Damage-Self Insured	0.0	
Liability Insurance Premiums	0.0	
Property Insurance Premiums	0.0	
Workers Compensation Benefit Payments	0.0	
Self Insurance - Administrative Fees	0.0	
Self Insurance - Premiums	0.0	

## Program Expenditure Schedule

<b>Agency:</b>	<b>Department of Environmental Quality</b>
<b>Program:</b>	<b>WQARF</b>

	FY 2020 Actual	FY 2021 Expd. Plan
Self Insurance - Claim Payments	0.0	
Self Insurance - Pharmacy Claims	0.0	
Premium Tax On Altcs	0.0	
Other Insurance-Related Charges	0.0	
Internal Service Data Processing	0.0	
Internal Service Data Proc- Pc/Lan	0.0	
External Programming-Mainframe/Legacy	0.0	
External Programming- Pc/Lan/Serv/Web	0.0	
External Data Entry	0.0	
Othr External Data Proc-Mainframe/Legacy	0.0	
Othr External Data Proc-Pc/Lan/Serv/Web	0.0	
Pmt for AFIS Development & Usage	0.0	
Internal Service Telecommunications	0.0	
External Telecom Long Distance-In-State	3.9	
External Telecom Long Distance-Out-State	0.0	
Other External Telecommunication Service	0.0	
Electricity	0.0	
Sanitation Waste Disposal	0.0	
Water	0.0	
Gas And Fuel Oil For Buildings	0.0	
Other Utilities	0.0	
Building Rent Charges To State Agencies	0.0	
Priv Lease To Own Bld Rent Chrgs To Agy	0.0	
Cert Of Part Bld Rent Chrgs To Agy	139.3	
Rental Of Land And Buildings	0.0	
Rental Of Computer Equipment	0.0	
Rental Of Other Machinery And Equipment	0.0	
Miscellaneous Rent	0.0	
Interest On Overdue Payments	0.0	
All Other Interest Payments	0.0	
Internal Acct/Budg/Financial Svcs	0.0	
Other Internal Services	0.0	
Repair And Maintenance - Buildings	0.0	
Repair And Maintenance - Vehicles	0.4	
Repair And Maint - Mainframe And Legacy	0.0	
Repair And Maint-Pc/Lan/Serv/Web	0.0	
Repair And Maintenance - Other Equipment	0.0	
Other Repair And Maintenance	0.0	
Software Support And Maintenance	15.7	
Uniforms	0.1	
Inmate Clothing	0.0	
Security Supplies	0.0	
Office Supplies	1.7	
Computer Supplies	0.0	
Housekeeping Supplies	0.0	
Bedding And Bath Supplies	0.0	
Drugs And Medicine Supplies	0.0	
Medical Supplies	0.0	
Dental Supplies	0.0	
Automotive And Transportation Fuels	0.0	
Automotive Lubricants And Supplies	0.0	

## Program Expenditure Schedule

<b>Agency:</b>	<b>Department of Environmental Quality</b>
<b>Program:</b>	<b>WQARF</b>

	FY 2020 Actual	FY 2021 Expd. Plan
Rpr And Maint Supplies-Not Auto Or Build	0.0	
Repair And Maintenance Supplies-Building	0.0	
Other Operating Supplies	2.1	
Publications	0.0	
Aggregate Withheld Or Paid Commissions	0.0	
Lottery Prizes	0.0	
Lottery Distribution Costs	0.0	
Material for Further Processing	0.0	
Other Resale Supplies	0.0	
Loss On Sales Of Capital Assets	0.0	
Loss on Sales of Investments	0.0	
Employee Tuition Reimbursement-Graduate	0.0	
Employee Tuition Reimb Under-Grad/Other	0.0	
Conference Registration-Attendance Fees	8.0	
Other Education And Training Costs	3.0	
Advertising	9.5	
Sponsorships	0.0	
Internal Printing	0.0	
External Printing	23.5	
Photography	0.0	
Postage And Delivery	0.2	
Document shredding and Destruction Services	0.0	
Translation and Sign Language Services	0.0	
Distribution To State Universities	0.0	
Other Intrastate Distributions	0.0	
Awards	0.0	
Entertainment And Promotional Items	0.0	
Dues	0.7	
Books- Subscriptions And Publications	1.4	
Costs For Digital Image Or Microfilm	0.0	
Revolving Fund Advances	0.0	
Credit Card Fees Over Approved Limit	0.0	
Relief Bill Expenditures	0.0	
Surplus Property Distr To State Agencies	0.0	
Security Services	0.0	
Judgments - Damages	0.0	
ICA Payments to Claimants Confidential	0.0	
Jdgmnt-Confidential Restitution To Indiv	0.0	
Judgments - Non-Confidential Restitution	0.0	
Judgments - Punitive And Compensatory	0.0	
Pmts Made to Resolve/Disputes/Avoid Costs of Litigation	0.0	
Pmts For Contracted State Inmate Labor	0.0	
Payments To State Inmates	0.0	
Bad Debt Expense	0.0	
Interview Expense	0.0	
Employee Relocations-Nontaxable	0.0	
Employee Relocations-Taxable	0.0	
Non-Confidential Invest/Legal/Law Enf	0.0	
Conf/Sensitive Invest/Legal/Undercover	0.0	
Fingerprinting, Background Checks, Etc.	0.0	
Other Miscellaneous Operating	0.3	



## Program Expenditure Schedule

<b>Agency:</b>	<b>Department of Environmental Quality</b>
<b>Program:</b>	<b>WQARF</b>

	<b>FY 2020 Actual</b>	<b>FY 2021 Expd. Plan</b>
<b>Expenditure Category Total</b>	<b>209.8</b>	<b>272.2</b>
<b>Non-Appropriated</b>		
EV2221-N Water Quality Assurance Revolving Fund (Non-Appropriat	209.8	272.2
<b>Fund Source Total</b>	<b>209.8</b>	<b>272.2</b>
Current Year Expenditures		7.0
Capital Equipment Budget And Approp	0.0	
Vehicles Capital Purchase	0.0	
Vehicles Capital Leases	0.0	
Furniture Capital Purchase	0.0	
Depreciable Works Of Art & Hist Treas/Coll Capital Purcha	0.0	
Non Depr Works Of Art & Hist Treas/Coll Cap Purchase	0.0	
Furniture Capital Leases	0.0	
Computer Equipment Capital Purchase	0.0	
Computer Equipment Capital Lease	0.0	
Telecommunication Equip-Capital Purchase	0.0	
Telecommunication Equip-Capital Lease	0.0	
Other Equipment Capital Purchase	0.0	
Other Equipment Capital Leases	0.0	
Purchased Or Licensed Software-Website	0.0	
Internally Generated Software-Website	0.0	
Development in Progress	0.0	
Right-Of-Way/Easement/Extraction Rights	0.0	
Oth Int Assets purchased, licensed or internally generate	0.0	
Other intangible assets acquired by capital lease	0.0	
Other Capital Asset Purchases	0.0	
Leasehold Improvement-Capital Purchase	0.0	
Other Capital Asset Leases	0.0	
Non-Capital Equip Budget And Approp	0.0	
Vehicles Non-Capital Purchase	0.0	
Vehicles Non-Capital Leases	0.0	
Furniture Non-Capital Purchase	0.0	
Works Of Art And Hist Treas-Non Capital	0.0	
Furniture Non-Capital Leases	0.0	
Computer Equipment Non-Capital Purchase	6.7	
Computer Equipment Non-Capital Lease	0.0	
Telecomm Equip Non-Capital Purchase	0.0	
Telecomm Equip Non-Capital Leases	0.0	
Other Equipment Non-Capital Purchase	0.0	
Weapons Non-Capital Purchase	0.0	
Other Equipment Non-Capital Lease	0.0	
Purchased Or Licensed Software/Website	0.0	
Internally Generated Software/Website	0.0	
LICENSES AND PERMITS	0.0	
Right-Of-Way/Easement/Extraction Exp	0.0	
Other Intangible Assets - Purchased, Licensed or Internall	0.0	
Noncapital Software/Web By Capital Lease	0.0	
Other Intangible Assets Acquired by Capital Lease	0.0	
Other Long Lived Tangible Assets to be Expenses	0.0	
Non-Capital Equipment Excluded from Cost Allocation	0.0	

## Program Expenditure Schedule

<b>Agency:</b>	Department of Environmental Quality
<b>Program:</b>	WQARF

	FY 2020 Actual	FY 2021 Expd. Plan
<b>Expenditure Category Total</b>	<b>6.7</b>	<b>7.0</b>
<b>Non-Appropriated</b>		
EV2221-N Water Quality Assurance Revolving Fund (Non-Appropriat	6.7	7.0
<b>Fund Source Total</b>	<b>6.7</b>	<b>7.0</b>
Capital Outlay	0.0	0.0
<b>Expenditure Category Total</b>	<b>0.0</b>	<b>0.0</b>
Debt Service	0.0	0.0
<b>Expenditure Category Total</b>	<b>0.0</b>	<b>0.0</b>
Cost Allocation	825.4	1,325.3
<b>Expenditure Category Total</b>	<b>825.4</b>	<b>1,325.3</b>
<b>Non-Appropriated</b>		
EV2221-N Water Quality Assurance Revolving Fund (Non-Appropriat	825.4	1,325.3
<b>Fund Source Total</b>	<b>825.4</b>	<b>1,325.3</b>
Transfers	157.4	160.0
<b>Expenditure Category Total</b>	<b>157.4</b>	<b>160.0</b>
<b>Non-Appropriated</b>		
EV2221-N Water Quality Assurance Revolving Fund (Non-Appropriat	157.4	160.0
<b>Fund Source Total</b>	<b>157.4</b>	<b>160.0</b>

<b>Employee Retirement Coverage</b>			
<b>Retirement System</b>	<b>FTE</b>	<b>Personal Services</b>	<b>Fund#</b>
Arizona State Retirement System	29.4	2,147.0	EV2221-N

### Combined Regular & Elected Positions At/Above FICA Maximum of \$142,800

<b>Total FTE</b>	<b>Personal Services</b>	<b>FTE's not eligible for Health, Dental &amp; Life</b>
0.3	39.1	0.0

## Program Budget Unit Summary of Expenditures and Budget Request for All Funds

<b>Agency:</b>	Department of Environmental Quality
<b>Program:</b>	Voluntary Remediation

<b>Expenditure Categories</b>		<b>FY 2020</b>	<b>FY 2021</b>	<b>FY 2022</b>	<b>FY 2022</b>
		<b>Actual</b>	<b>Expd. Plan</b>	<b>Fund. Issue</b>	<b>Total Request</b>
0000	FTE	1.9	2.6	0.0	2.6
6000	Personal Services	240.2	205.5	0.0	205.5
6100	Employee Related Expenses	86.0	84.7	0.0	84.7
6200	Professional and Outside Services	132.8	54.3	0.0	54.3
6500	Travel In-State	0.0	0.0	0.0	0.0
6600	Travel Out of State	0.0	0.0	0.0	0.0
6700	Food	0.0	0.0	0.0	0.0
6800	Aid to Organizations and Individuals	0.0	0.0	0.0	0.0
7000	Other Operating Expenses	0.0	0.0	0.0	0.0
8000	Equipment	0.0	0.0	0.0	0.0
8100	Capital Outlay	0.0	0.0	0.0	0.0
8600	Debt Service	0.0	0.0	0.0	0.0
9000	Cost Allocation	116.5	105.3	0.0	105.3
9100	Transfers	0.0	0.0	0.0	0.0
<b>Expenditure Categories Total:</b>		575.6	449.8	0.0	449.8

<b>Fund Source</b>		<b>FY 2020</b>	<b>FY 2021</b>	<b>FY 2022</b>	<b>FY 2022</b>
		<b>Actual</b>	<b>Expd. Plan</b>	<b>Fund. Issue</b>	<b>Total Request</b>
<b>Non-Appropriated Funds</b>					
EV2000-N	Federal Grants Fund (Non-Appropriated)	223.0	268.0	0.0	268.0
EV2563-N	Institutional & Engineering Control Fund (Non-Appropriated)	14.8	31.6	0.0	31.6
EV2564-N	Voluntary Remediation Fund (Non-Appropriated)	337.8	150.2	0.0	150.2
		575.6	449.8	0.0	449.8
<b>Fund Source Total:</b>		575.6	449.8	0.0	449.8

## Program Budget Unit Summary of Expenditures and Budget Request for Selected Funds

**Agency:** Department of Environmental Quality

FY 2020 Actual	FY 2021 Expd. Plan	FY 2022 Fund. Issue	FY 2022 Total Request
-------------------	-----------------------	------------------------	--------------------------

**Program:** Voluntary Remediation

**Fund:** EV2000-N Federal Grants Fund

**Non-Appropriated**

0000 FTE	0.0	2.4	0.0	2.4
6000 Personal Services	122.0	140.5	0.0	140.5
6100 Employee Related Expenses	46.3	61.8	0.0	61.8
6200 Professional and Outside Services	0.0	0.0	0.0	0.0
6500 Travel In-State	0.0	0.0	0.0	0.0
6600 Travel Out of State	0.0	0.0	0.0	0.0
6700 Food	0.0	0.0	0.0	0.0
6800 Aid to Organizations and Individuals	0.0	0.0	0.0	0.0
7000 Other Operating Expenses	0.0	0.0	0.0	0.0
8000 Equipment	0.0	0.0	0.0	0.0
8100 Capital Outlay	0.0	0.0	0.0	0.0
8600 Debt Service	0.0	0.0	0.0	0.0
9000 Cost Allocation	54.7	65.7	0.0	65.7
9100 Transfers	0.0	0.0	0.0	0.0

<b>Non-Appropriated Total:</b>	223.0	268.0	0.0	268.0
--------------------------------	-------	-------	-----	-------

<b>Fund Total:</b>	223.0	268.0	0.0	268.0
--------------------	-------	-------	-----	-------

**Fund:** EV2563-N Institutional & Engineering Control Fund

**Non-Appropriated**

0000 FTE	1.9	0.2	0.0	0.2
6000 Personal Services	7.9	15.4	0.0	15.4
6100 Employee Related Expenses	3.3	6.4	0.0	6.4
6200 Professional and Outside Services	0.0	0.0	0.0	0.0
6500 Travel In-State	0.0	0.0	0.0	0.0
6600 Travel Out of State	0.0	0.0	0.0	0.0
6700 Food	0.0	0.0	0.0	0.0
6800 Aid to Organizations and Individuals	0.0	0.0	0.0	0.0
7000 Other Operating Expenses	0.0	0.0	0.0	0.0
8000 Equipment	0.0	0.0	0.0	0.0
8100 Capital Outlay	0.0	0.0	0.0	0.0

## Program Budget Unit Summary of Expenditures and Budget Request for Selected Funds

**Agency:** Department of Environmental Quality

FY 2020 Actual	FY 2021 Expd. Plan	FY 2022 Fund. Issue	FY 2022 Total Request
-------------------	-----------------------	------------------------	--------------------------

**Program:** Voluntary Remediation

**Fund:** EV2563-N Institutional & Engineering Control Fund

**Non-Appropriated**

8600 Debt Service	0.0	0.0	0.0	0.0
9000 Cost Allocation	3.6	9.8	0.0	9.8
9100 Transfers	0.0	0.0	0.0	0.0

<b>Non-Appropriated Total:</b>	14.8	31.6	0.0	31.6
--------------------------------	------	------	-----	------

<b>Fund Total:</b>	14.8	31.6	0.0	31.6
--------------------	------	------	-----	------

**Fund:** EV2564-N Voluntary Remediation Fund

**Non-Appropriated**

6000 Personal Services	110.4	49.6	0.0	49.6
6100 Employee Related Expenses	36.4	16.5	0.0	16.5
6200 Professional and Outside Services	132.8	54.3	0.0	54.3
6500 Travel In-State	0.0	0.0	0.0	0.0
6600 Travel Out of State	0.0	0.0	0.0	0.0
6700 Food	0.0	0.0	0.0	0.0
6800 Aid to Organizations and Individuals	0.0	0.0	0.0	0.0
7000 Other Operating Expenses	0.0	0.0	0.0	0.0
8000 Equipment	0.0	0.0	0.0	0.0
8100 Capital Outlay	0.0	0.0	0.0	0.0
8600 Debt Service	0.0	0.0	0.0	0.0
9000 Cost Allocation	58.2	29.8	0.0	29.8
9100 Transfers	0.0	0.0	0.0	0.0

<b>Non-Appropriated Total:</b>	337.8	150.2	0.0	150.2
--------------------------------	-------	-------	-----	-------

<b>Fund Total:</b>	337.8	150.2	0.0	150.2
--------------------	-------	-------	-----	-------

<b>Program Total For Selected Funds:</b>	575.6	449.8	0.0	449.8
--	-------	-------	-----	-------

## Program Expenditure Schedule

<b>Agency:</b>	<b>Department of Environmental Quality</b>
<b>Program:</b>	<b>Voluntary Remediation</b>

	<b>FY 2020 Actual</b>	<b>FY 2021 Expd. Plan</b>
FTE	1.9	2.6
<b>Expenditure Category Total</b>	<b>1.9</b>	<b>2.6</b>
<b>Non-Appropriated</b>		
EV2000-N Federal Grants Fund (Non-Appropriated)	0.0	2.4
EV2563-N Institutional & Engineering Control Fund (Non-Appropriate	1.9	0.2
	<b>1.9</b>	<b>2.6</b>
<b>Fund Source Total</b>	<b>1.9</b>	<b>2.6</b>
<hr/>		
Personal Services	240.2	205.5
Boards and Commissions	0.0	0.0
<b>Expenditure Category Total</b>	<b>240.2</b>	<b>205.5</b>
<b>Non-Appropriated</b>		
EV2000-N Federal Grants Fund (Non-Appropriated)	122.0	140.5
EV2563-N Institutional & Engineering Control Fund (Non-Appropriate	7.9	15.4
EV2564-N Voluntary Remediation Fund (Non-Appropriated)	110.4	49.6
	<b>240.2</b>	<b>205.5</b>
<b>Fund Source Total</b>	<b>240.2</b>	<b>205.5</b>
<hr/>		
Employee Related Expenses	86.0	84.7
<b>Expenditure Category Total</b>	<b>86.0</b>	<b>84.7</b>
<b>Non-Appropriated</b>		
EV2000-N Federal Grants Fund (Non-Appropriated)	46.3	61.8
EV2563-N Institutional & Engineering Control Fund (Non-Appropriate	3.3	6.4
EV2564-N Voluntary Remediation Fund (Non-Appropriated)	36.4	16.5
	<b>86.0</b>	<b>84.7</b>
<b>Fund Source Total</b>	<b>86.0</b>	<b>84.7</b>
<hr/>		
Professional and Outside Services		54.3
External Prof/Outside Serv Budg And Appn	0.0	
External Investment Services	0.0	
Other External Financial Services	0.0	
Attorney General Legal Services	0.0	
External Legal Services	0.0	
External Engineer/Architect Cost - Exp	0.0	
External Engineer/Architect Cost- Cap	0.0	
Other Design	0.0	
Temporary Agency Services	0.0	
Hospital Services	0.0	
Other Medical Services	0.0	
Institutional Care	0.0	
Education And Training	0.0	
Vendor Travel	0.0	
Professional & Outside Services Excluded from Cost Alloca	0.0	
Vendor Travel - Non Reportable	0.0	
External Telecom Consulting Services	0.0	
Costs related to those in custody of the State	0.0	
Non - Confidential Specialist Fees	0.0	
Confidential Specialist Fees	0.0	
Outside Actuarial Costs	0.0	
Other Professional And Outside Services	132.8	

## Program Expenditure Schedule

<b>Agency:</b>	<b>Department of Environmental Quality</b>
<b>Program:</b>	<b>Voluntary Remediation</b>

	<b>FY 2020 Actual</b>	<b>FY 2021 Expd. Plan</b>
<b>Expenditure Category Total</b>	<b>132.8</b>	<b>54.3</b>
<b>Non-Appropriated</b>		
EV2564-N Voluntary Remediation Fund (Non-Appropriated)	132.8	54.3
<b>Fund Source Total</b>	<b>132.8</b>	<b>54.3</b>
Travel In-State	0.0	0.0
<b>Expenditure Category Total</b>	<b>0.0</b>	<b>0.0</b>
Travel Out of State	0.0	0.0
<b>Expenditure Category Total</b>	<b>0.0</b>	<b>0.0</b>
Food	0.0	0.0
<b>Expenditure Category Total</b>	<b>0.0</b>	<b>0.0</b>
Aid to Organizations and Individuals	0.0	0.0
<b>Expenditure Category Total</b>	<b>0.0</b>	<b>0.0</b>
Other Operating Expenses		0.0
Other Operating Expenditures Budg Approp	0.0	
Other Operating Expenditures Excluded from Cost Allocati	0.0	
Risk Management Charges To State Agency	0.0	
Risk Management Deductible - Indemnity	0.0	
Risk Management Deductible - Legal	0.0	
Risk Management Deductible - Medical	0.0	
Risk Management Deductible - Other	0.0	
Gen Liab- Non Physical-Taxable- Self Ins	0.0	
Gross Proceeds Payments To Attorneys	0.0	
General Liability- Non-Taxable- Self Ins	0.0	
Medical Malpractice - Self-Insured	0.0	
Automobile Liability - Self Insured	0.0	
General Property Damage - Self- Insured	0.0	
Automobile Physical Damage-Self Insured	0.0	
Liability Insurance Premiums	0.0	
Property Insurance Premiums	0.0	
Workers Compensation Benefit Payments	0.0	
Self Insurance - Administrative Fees	0.0	
Self Insurance - Premiums	0.0	
Self Insurance - Claim Payments	0.0	
Self Insurance - Pharmacy Claims	0.0	
Premium Tax On Altcs	0.0	
Other Insurance-Related Charges	0.0	
Internal Service Data Processing	0.0	
Internal Service Data Proc- Pc/Lan	0.0	
External Programming-Mainframe/Legacy	0.0	
External Programming- Pc/Lan/Serv/Web	0.0	
External Data Entry	0.0	
Othr External Data Proc-Mainframe/Legacy	0.0	
Othr External Data Proc-Pc/Lan/Serv/Web	0.0	

## Program Expenditure Schedule

<b>Agency:</b>	<b>Department of Environmental Quality</b>
<b>Program:</b>	<b>Voluntary Remediation</b>

	FY 2020 Actual	FY 2021 Expd. Plan
Pmt for AFIS Development & Usage	0.0	
Internal Service Telecommunications	0.0	
External Telecom Long Distance-In-State	0.0	
External Telecom Long Distance-Out-State	0.0	
Other External Telecommunication Service	0.0	
Electricity	0.0	
Sanitation Waste Disposal	0.0	
Water	0.0	
Gas And Fuel Oil For Buildings	0.0	
Other Utilities	0.0	
Building Rent Charges To State Agencies	0.0	
Priv Lease To Own Bld Rent Chrgs To Agy	0.0	
Cert Of Part Bld Rent Chrgs To Agy	0.0	
Rental Of Land And Buildings	0.0	
Rental Of Computer Equipment	0.0	
Rental Of Other Machinery And Equipment	0.0	
Miscellaneous Rent	0.0	
Interest On Overdue Payments	0.0	
All Other Interest Payments	0.0	
Internal Acct/Budg/Financial Svcs	0.0	
Other Internal Services	0.0	
Repair And Maintenance - Buildings	0.0	
Repair And Maintenance - Vehicles	0.0	
Repair And Maint - Mainframe And Legacy	0.0	
Repair And Maint-Pc/Lan/Serv/Web	0.0	
Repair And Maintenance - Other Equipment	0.0	
Other Repair And Maintenance	0.0	
Software Support And Maintenance	0.0	
Uniforms	0.0	
Inmate Clothing	0.0	
Security Supplies	0.0	
Office Supplies	0.0	
Computer Supplies	0.0	
Housekeeping Supplies	0.0	
Bedding And Bath Supplies	0.0	
Drugs And Medicine Supplies	0.0	
Medical Supplies	0.0	
Dental Supplies	0.0	
Automotive And Transportation Fuels	0.0	
Automotive Lubricants And Supplies	0.0	
Rpr And Maint Supplies-Not Auto Or Build	0.0	
Repair And Maintenance Supplies-Building	0.0	
Other Operating Supplies	0.0	
Publications	0.0	
Aggregate Withheld Or Paid Commissions	0.0	
Lottery Prizes	0.0	
Lottery Distribution Costs	0.0	
Material for Further Processing	0.0	
Other Resale Supplies	0.0	
Loss On Sales Of Capital Assets	0.0	
Loss on Sales of Investments	0.0	



## Program Expenditure Schedule

<b>Agency:</b>	<b>Department of Environmental Quality</b>
<b>Program:</b>	<b>Voluntary Remediation</b>

	<b>FY 2020 Actual</b>	<b>FY 2021 Expd. Plan</b>
Employee Tuition Reimbursement-Graduate	0.0	
Employee Tuition Reimb Under-Grad/Other	0.0	
Conference Registration-Attendance Fees	0.0	
Other Education And Training Costs	0.0	
Advertising	0.0	
Sponsorships	0.0	
Internal Printing	0.0	
External Printing	0.0	
Photography	0.0	
Postage And Delivery	0.0	
Document shredding and Destruction Services	0.0	
Translation and Sign Language Services	0.0	
Distribution To State Universities	0.0	
Other Intrastate Distributions	0.0	
Awards	0.0	
Entertainment And Promotional Items	0.0	
Dues	0.0	
Books- Subscriptions And Publications	0.0	
Costs For Digital Image Or Microfilm	0.0	
Revolving Fund Advances	0.0	
Credit Card Fees Over Approved Limit	0.0	
Relief Bill Expenditures	0.0	
Surplus Property Distr To State Agencies	0.0	
Security Services	0.0	
Judgments - Damages	0.0	
ICA Payments to Claimants Confidential	0.0	
Jdgmnt-Confidential Restitution To Indiv	0.0	
Judgments - Non-Confidential Restitution	0.0	
Judgments - Punitive And Compensatory	0.0	
Pmts Made to Resolve/Disputes/Avoid Costs of Litigation	0.0	
Pmts For Contracted State Inmate Labor	0.0	
Payments To State Inmates	0.0	
Bad Debt Expense	0.0	
Interview Expense	0.0	
Employee Relocations-Nontaxable	0.0	
Employee Relocations-Taxable	0.0	
Non-Confidential Invest/Legal/Law Enf	0.0	
Conf/Sensitive Invest/Legal/Undercover	0.0	
Fingerprinting, Background Checks, Etc.	0.0	
Other Miscellaneous Operating	0.0	
<b>Expenditure Category Total</b>	<b>0.0</b>	<b>0.0</b>
<hr/>		
Current Year Expenditures		0.0
Capital Equipment Budget And Approp	0.0	
Vehicles Capital Purchase	0.0	
Vehicles Capital Leases	0.0	
Furniture Capital Purchase	0.0	
Depreciable Works Of Art & Hist Treas/Coll Capital Purcha	0.0	
Non Depr Works Of Art & Hist Treas/Coll Cap Purchase	0.0	
Furniture Capital Leases	0.0	

## Program Expenditure Schedule

<b>Agency:</b>	<b>Department of Environmental Quality</b>
<b>Program:</b>	<b>Voluntary Remediation</b>

	<b>FY 2020 Actual</b>	<b>FY 2021 Expd. Plan</b>
Computer Equipment Capital Purchase	0.0	
Computer Equipment Capital Lease	0.0	
Telecommunication Equip-Capital Purchase	0.0	
Telecommunication Equip-Capital Lease	0.0	
Other Equipment Capital Purchase	0.0	
Other Equipment Capital Leases	0.0	
Purchased Or Licensed Software-Website	0.0	
Internally Generated Software-Website	0.0	
Development in Progress	0.0	
Right-Of-Way/Easement/Extraction Rights	0.0	
Oth Int Assets purchased, licensed or internally generate	0.0	
Other intangible assets acquired by capital lease	0.0	
Other Capital Asset Purchases	0.0	
Leasehold Improvement-Capital Purchase	0.0	
Other Capital Asset Leases	0.0	
Non-Capital Equip Budget And Approp	0.0	
Vehicles Non-Capital Purchase	0.0	
Vehicles Non-Capital Leases	0.0	
Furniture Non-Capital Purchase	0.0	
Works Of Art And Hist Treas-Non Capital	0.0	
Furniture Non-Capital Leases	0.0	
Computer Equipment Non-Capital Purchase	0.0	
Computer Equipment Non-Capital Lease	0.0	
Telecomm Equip Non-Capital Purchase	0.0	
Telecomm Equip Non-Capital Leases	0.0	
Other Equipment Non-Capital Purchase	0.0	
Weapons Non-Capital Purchase	0.0	
Other Equipment Non-Capital Lease	0.0	
Purchased Or Licensed Software/Website	0.0	
Internally Generated Software/Website	0.0	
LICENSES AND PERMITS	0.0	
Right-Of-Way/Easement/Extraction Exp	0.0	
Other Intangible Assets - Purchased, Licensed or Internall	0.0	
Noncapital Software/Web By Capital Lease	0.0	
Other Intangible Assets Acquired by Capital Lease	0.0	
Other Long Lived Tangible Assets to be Expenses	0.0	
Non-Capital Equipment Excluded from Cost Allocation	0.0	
<b>Expenditure Category Total</b>	<b>0.0</b>	<b>0.0</b>
<hr/>		
Capital Outlay	0.0	0.0
<b>Expenditure Category Total</b>	<b>0.0</b>	<b>0.0</b>
<hr/>		
Debt Service	0.0	0.0
<b>Expenditure Category Total</b>	<b>0.0</b>	<b>0.0</b>
<hr/>		
Cost Allocation	116.5	105.3

## Program Expenditure Schedule

<b>Agency:</b>	Department of Environmental Quality
<b>Program:</b>	Voluntary Remediation

	FY 2020 Actual	FY 2021 Expd. Plan
<b>Expenditure Category Total</b>	<b>116.5</b>	<b>105.3</b>
<b>Non-Appropriated</b>		
EV2000-N Federal Grants Fund (Non-Appropriated)	54.7	65.7
EV2563-N Institutional & Engineering Control Fund (Non-Appropriate	3.6	9.8
EV2564-N Voluntary Remediation Fund (Non-Appropriated)	58.2	29.8
	<b>116.5</b>	<b>105.3</b>
<b>Fund Source Total</b>	<b>116.5</b>	<b>105.3</b>
Transfers	0.0	0.0
<b>Expenditure Category Total</b>	<b>0.0</b>	<b>0.0</b>

<b>Employee Retirement Coverage</b>			
<b>Retirement System</b>	<b>FTE</b>	<b>Personal Services</b>	<b>Fund#</b>
Arizona State Retirement System	2.4	140.5	EV2000-N
Arizona State Retirement System	0.2	15.4	EV2563-N
Arizona State Retirement System	0.0	49.6	EV2564-N

### Combined Regular & Elected Positions At/Above FICA Maximum of \$142,800

<b>Total FTE</b>	<b>Personal Services</b>	<b>FTE's not eligible for Health, Dental &amp; Life</b>
0.0	0.0	0.0

## Program Budget Unit Summary of Expenditures and Budget Request for All Funds

<b>Agency:</b>	Department of Environmental Quality
<b>Program:</b>	Brownfields

Expenditure Categories		FY 2020	FY 2021	FY 2022	FY 2022
		Actual	Expd. Plan	Fund. Issue	Total Request
0000	FTE	1.0	1.0	0.0	1.0
6000	Personal Services	71.0	70.2	0.0	70.2
6100	Employee Related Expenses	30.7	30.9	0.0	30.9
6200	Professional and Outside Services	154.3	0.0	0.0	0.0
6500	Travel In-State	2.1	2.1	0.0	2.1
6600	Travel Out of State	1.1	2.0	0.0	2.0
6700	Food	0.0	0.0	0.0	0.0
6800	Aid to Organizations and Individuals	190.6	414.5	0.0	414.5
7000	Other Operating Expenses	2.0	5.4	0.0	5.4
8000	Equipment	0.0	0.0	0.0	0.0
8100	Capital Outlay	0.0	0.0	0.0	0.0
8600	Debt Service	0.0	0.0	0.0	0.0
9000	Cost Allocation	46.5	35.9	0.0	35.9
9100	Transfers	0.0	0.0	0.0	0.0
Expenditure Categories Total:		498.3	561.0	0.0	561.0
Fund Source					
Non-Appropriated Funds					
EV2000-N Federal Grants Fund (Non-Appropriated)		498.3	561.0	0.0	561.0
		498.3	561.0	0.0	561.0
Fund Source Total:		498.3	561.0	0.0	561.0

## Program Budget Unit Summary of Expenditures and Budget Request for Selected Funds

<b>Agency:</b> Department of Environmental Quality					
		<b>FY 2020</b>	<b>FY 2021</b>	<b>FY 2022</b>	<b>FY 2022</b>
		<b>Actual</b>	<b>Expd. Plan</b>	<b>Fund. Issue</b>	<b>Total Request</b>
<b>Program:</b> Brownfields					
<b>Fund:</b> EV2000-N Federal Grants Fund					
<b>Non-Appropriated</b>					
0000	FTE	1.0	1.0	0.0	1.0
6000	Personal Services	71.0	70.2	0.0	70.2
6100	Employee Related Expenses	30.7	30.9	0.0	30.9
6200	Professional and Outside Services	154.3	0.0	0.0	0.0
6500	Travel In-State	2.1	2.1	0.0	2.1
6600	Travel Out of State	1.1	2.0	0.0	2.0
6700	Food	0.0	0.0	0.0	0.0
6800	Aid to Organizations and Individuals	190.6	414.5	0.0	414.5
7000	Other Operating Expenses	2.0	5.4	0.0	5.4
8000	Equipment	0.0	0.0	0.0	0.0
8100	Capital Outlay	0.0	0.0	0.0	0.0
8600	Debt Service	0.0	0.0	0.0	0.0
9000	Cost Allocation	46.5	35.9	0.0	35.9
9100	Transfers	0.0	0.0	0.0	0.0
<b>Non-Appropriated Total:</b>		498.3	561.0	0.0	561.0
<b>Fund Total:</b>		498.3	561.0	0.0	561.0
<b>Program Total For Selected Funds:</b>		498.3	561.0	0.0	561.0

## Program Expenditure Schedule

<b>Agency:</b>	<b>Department of Environmental Quality</b>
<b>Program:</b>	<b>Brownfields</b>

	<b>FY 2020 Actual</b>	<b>FY 2021 Expd. Plan</b>
FTE	1.0	1.0
<b>Expenditure Category Total</b>	<b>1.0</b>	<b>1.0</b>
<b>Non-Appropriated</b>		
EV2000-N Federal Grants Fund (Non-Appropriated)	1.0	1.0
<b>Fund Source Total</b>	<b>1.0</b>	<b>1.0</b>
Personal Services	71.0	70.2
Boards and Commissions	0.0	0.0
<b>Expenditure Category Total</b>	<b>71.0</b>	<b>70.2</b>
<b>Non-Appropriated</b>		
EV2000-N Federal Grants Fund (Non-Appropriated)	71.0	70.2
<b>Fund Source Total</b>	<b>71.0</b>	<b>70.2</b>
Employee Related Expenses	30.7	30.9
<b>Expenditure Category Total</b>	<b>30.7</b>	<b>30.9</b>
<b>Non-Appropriated</b>		
EV2000-N Federal Grants Fund (Non-Appropriated)	30.7	30.9
<b>Fund Source Total</b>	<b>30.7</b>	<b>30.9</b>
Professional and Outside Services		0.0
External Prof/Outside Serv Budg And Appn	0.0	
External Investment Services	0.0	
Other External Financial Services	0.0	
Attorney General Legal Services	0.0	
External Legal Services	0.0	
External Engineer/Architect Cost - Exp	0.0	
External Engineer/Architect Cost- Cap	0.0	
Other Design	0.0	
Temporary Agency Services	0.0	
Hospital Services	0.0	
Other Medical Services	0.0	
Institutional Care	0.0	
Education And Training	0.0	
Vendor Travel	0.0	
Professional & Outside Services Excluded from Cost Alloca	0.0	
Vendor Travel - Non Reportable	0.0	
External Telecom Consulting Services	0.0	
Costs related to those in custody of the State	0.0	
Non - Confidential Specialist Fees	0.0	
Confidential Specialist Fees	0.0	
Outside Actuarial Costs	0.0	
Other Professional And Outside Services	154.3	

## Program Expenditure Schedule

<b>Agency:</b> Department of Environmental Quality			
<b>Program:</b> Brownfields			
		<b>FY 2020 Actual</b>	<b>FY 2021 Expd. Plan</b>
	<b>Expenditure Category Total</b>	<b>154.3</b>	<b>0.0</b>
<b>Non-Appropriated</b>			
EV2000-N	Federal Grants Fund (Non-Appropriated)	154.3	0.0
	<b>Fund Source Total</b>	<b>154.3</b>	<b>0.0</b>
Travel In-State		2.1	2.1
	<b>Expenditure Category Total</b>	<b>2.1</b>	<b>2.1</b>
<b>Non-Appropriated</b>			
EV2000-N	Federal Grants Fund (Non-Appropriated)	2.1	2.1
	<b>Fund Source Total</b>	<b>2.1</b>	<b>2.1</b>
Travel Out of State		1.1	2.0
	<b>Expenditure Category Total</b>	<b>1.1</b>	<b>2.0</b>
<b>Non-Appropriated</b>			
EV2000-N	Federal Grants Fund (Non-Appropriated)	1.1	2.0
	<b>Fund Source Total</b>	<b>1.1</b>	<b>2.0</b>
Food		0.0	0.0
	<b>Expenditure Category Total</b>	<b>0.0</b>	<b>0.0</b>
Aid to Organizations and Individuals		190.6	414.5
	<b>Expenditure Category Total</b>	<b>190.6</b>	<b>414.5</b>
<b>Non-Appropriated</b>			
EV2000-N	Federal Grants Fund (Non-Appropriated)	190.6	414.5
	<b>Fund Source Total</b>	<b>190.6</b>	<b>414.5</b>
Other Operating Expenses			5.4
Other Operating Expenditures Budg Approp		0.0	
Other Operating Expenditures Excluded from Cost Allocati		0.0	
Risk Management Charges To State Agency		0.0	
Risk Management Deductible - Indemnity		0.0	
Risk Management Deductible - Legal		0.0	
Risk Management Deductible - Medical		0.0	
Risk Management Deductible - Other		0.0	
Gen Liab- Non Physical-Taxable- Self Ins		0.0	
Gross Proceeds Payments To Attorneys		0.0	
General Liability- Non-Taxable- Self Ins		0.0	
Medical Malpractice - Self-Insured		0.0	
Automobile Liability - Self Insured		0.0	
General Property Damage - Self- Insured		0.0	
Automobile Physical Damage-Self Insured		0.0	
Liability Insurance Premiums		0.0	
Property Insurance Premiums		0.0	
Workers Compensation Benefit Payments		0.0	
Self Insurance - Administrative Fees		0.0	
Self Insurance - Premiums		0.0	

## Program Expenditure Schedule

<b>Agency:</b>	<b>Department of Environmental Quality</b>
<b>Program:</b>	<b>Brownfields</b>

	FY 2020 Actual	FY 2021 Expd. Plan
Self Insurance - Claim Payments	0.0	
Self Insurance - Pharmacy Claims	0.0	
Premium Tax On Altcs	0.0	
Other Insurance-Related Charges	0.0	
Internal Service Data Processing	0.0	
Internal Service Data Proc- Pc/Lan	0.0	
External Programming-Mainframe/Legacy	0.0	
External Programming- Pc/Lan/Serv/Web	0.0	
External Data Entry	0.0	
Othr External Data Proc-Mainframe/Legacy	0.0	
Othr External Data Proc-Pc/Lan/Serv/Web	0.0	
Pmt for AFIS Development & Usage	0.0	
Internal Service Telecommunications	0.0	
External Telecom Long Distance-In-State	0.0	
External Telecom Long Distance-Out-State	0.0	
Other External Telecommunication Service	0.0	
Electricity	0.0	
Sanitation Waste Disposal	0.0	
Water	0.0	
Gas And Fuel Oil For Buildings	0.0	
Other Utilities	0.0	
Building Rent Charges To State Agencies	0.0	
Priv Lease To Own Bld Rent Chrgs To Agy	0.0	
Cert Of Part Bld Rent Chrgs To Agy	0.0	
Rental Of Land And Buildings	0.0	
Rental Of Computer Equipment	0.0	
Rental Of Other Machinery And Equipment	0.0	
Miscellaneous Rent	0.0	
Interest On Overdue Payments	0.0	
All Other Interest Payments	0.0	
Internal Acct/Budg/Financial Svcs	0.0	
Other Internal Services	0.0	
Repair And Maintenance - Buildings	0.0	
Repair And Maintenance - Vehicles	0.0	
Repair And Maint - Mainframe And Legacy	0.0	
Repair And Maint-Pc/Lan/Serv/Web	0.0	
Repair And Maintenance - Other Equipment	0.0	
Other Repair And Maintenance	0.0	
Software Support And Maintenance	0.0	
Uniforms	0.0	
Inmate Clothing	0.0	
Security Supplies	0.0	
Office Supplies	0.0	
Computer Supplies	0.0	
Housekeeping Supplies	0.0	
Bedding And Bath Supplies	0.0	
Drugs And Medicine Supplies	0.0	
Medical Supplies	0.0	
Dental Supplies	0.0	
Automotive And Transportation Fuels	0.0	
Automotive Lubricants And Supplies	0.0	



## Program Expenditure Schedule

<b>Agency:</b>	<b>Department of Environmental Quality</b>
<b>Program:</b>	<b>Brownfields</b>

	FY 2020 Actual	FY 2021 Expd. Plan
Rpr And Maint Supplies-Not Auto Or Build	0.0	
Repair And Maintenance Supplies-Building	0.0	
Other Operating Supplies	0.0	
Publications	0.0	
Aggregate Withheld Or Paid Commissions	0.0	
Lottery Prizes	0.0	
Lottery Distribution Costs	0.0	
Material for Further Processing	0.0	
Other Resale Supplies	0.0	
Loss On Sales Of Capital Assets	0.0	
Loss on Sales of Investments	0.0	
Employee Tuition Reimbursement-Graduate	0.0	
Employee Tuition Reimb Under-Grad/Other	0.0	
Conference Registration-Attendance Fees	1.6	
Other Education And Training Costs	0.0	
Advertising	0.1	
Sponsorships	0.0	
Internal Printing	0.0	
External Printing	0.0	
Photography	0.0	
Postage And Delivery	0.0	
Document shredding and Destruction Services	0.0	
Translation and Sign Language Services	0.0	
Distribution To State Universities	0.0	
Other Intrastate Distributions	0.0	
Awards	0.0	
Entertainment And Promotional Items	0.0	
Dues	0.0	
Books- Subscriptions And Publications	0.3	
Costs For Digital Image Or Microfilm	0.0	
Revolving Fund Advances	0.0	
Credit Card Fees Over Approved Limit	0.0	
Relief Bill Expenditures	0.0	
Surplus Property Distr To State Agencies	0.0	
Security Services	0.0	
Judgments - Damages	0.0	
ICA Payments to Claimants Confidential	0.0	
Jdgmnt-Confidential Restitution To Indiv	0.0	
Judgments - Non-Confidential Restitution	0.0	
Judgments - Punitive And Compensatory	0.0	
Pmts Made to Resolve/Disputes/Avoid Costs of Litigation	0.0	
Pmts For Contracted State Inmate Labor	0.0	
Payments To State Inmates	0.0	
Bad Debt Expense	0.0	
Interview Expense	0.0	
Employee Relocations-Nontaxable	0.0	
Employee Relocations-Taxable	0.0	
Non-Confidential Invest/Legal/Law Enf	0.0	
Conf/Sensitive Invest/Legal/Undercover	0.0	
Fingerprinting, Background Checks, Etc.	0.0	
Other Miscellaneous Operating	0.0	

## Program Expenditure Schedule

<b>Agency:</b>	<b>Department of Environmental Quality</b>
<b>Program:</b>	<b>Brownfields</b>

	<b>FY 2020 Actual</b>	<b>FY 2021 Expd. Plan</b>
<b>Expenditure Category Total</b>	<b>2.0</b>	<b>5.4</b>
<b>Non-Appropriated</b>		
EV2000-N Federal Grants Fund (Non-Appropriated)	2.0	5.4
<b>Fund Source Total</b>	<b>2.0</b>	<b>5.4</b>
Current Year Expenditures		0.0
Capital Equipment Budget And Approp	0.0	
Vehicles Capital Purchase	0.0	
Vehicles Capital Leases	0.0	
Furniture Capital Purchase	0.0	
Depreciable Works Of Art & Hist Treas/Coll Capital Purcha	0.0	
Non Depr Works Of Art & Hist Treas/Coll Cap Purchase	0.0	
Furniture Capital Leases	0.0	
Computer Equipment Capital Purchase	0.0	
Computer Equipment Capital Lease	0.0	
Telecommunication Equip-Capital Purchase	0.0	
Telecommunication Equip-Capital Lease	0.0	
Other Equipment Capital Purchase	0.0	
Other Equipment Capital Leases	0.0	
Purchased Or Licensed Software-Website	0.0	
Internally Generated Software-Website	0.0	
Development in Progress	0.0	
Right-Of-Way/Easement/Extraction Rights	0.0	
Oth Int Assets purchased, licensed or internally generate	0.0	
Other intangible assets acquired by capital lease	0.0	
Other Capital Asset Purchases	0.0	
Leasehold Improvement-Capital Purchase	0.0	
Other Capital Asset Leases	0.0	
Non-Capital Equip Budget And Approp	0.0	
Vehicles Non-Capital Purchase	0.0	
Vehicles Non-Capital Leases	0.0	
Furniture Non-Capital Purchase	0.0	
Works Of Art And Hist Treas-Non Capital	0.0	
Furniture Non-Capital Leases	0.0	
Computer Equipment Non-Capital Purchase	0.0	
Computer Equipment Non-Capital Lease	0.0	
Telecomm Equip Non-Capital Purchase	0.0	
Telecomm Equip Non-Capital Leases	0.0	
Other Equipment Non-Capital Purchase	0.0	
Weapons Non-Capital Purchase	0.0	
Other Equipment Non-Capital Lease	0.0	
Purchased Or Licensed Software/Website	0.0	
Internally Generated Software/Website	0.0	
LICENSES AND PERMITS	0.0	
Right-Of-Way/Easement/Extraction Exp	0.0	
Other Intangible Assets - Purchased, Licensed or Internall	0.0	
Noncapital Software/Web By Capital Lease	0.0	
Other Intangible Assets Acquired by Capital Lease	0.0	
Other Long Lived Tangible Assets to be Expenses	0.0	
Non-Capital Equipment Excluded from Cost Allocation	0.0	

## Program Expenditure Schedule

<b>Agency:</b>	Department of Environmental Quality
<b>Program:</b>	Brownfields

		<b>FY 2020 Actual</b>	<b>FY 2021 Expd. Plan</b>
	<b>Expenditure Category Total</b>	<b>0.0</b>	<b>0.0</b>
Capital Outlay		0.0	0.0
	<b>Expenditure Category Total</b>	<b>0.0</b>	<b>0.0</b>
Debt Service		0.0	0.0
	<b>Expenditure Category Total</b>	<b>0.0</b>	<b>0.0</b>
Cost Allocation		46.5	35.9
	<b>Expenditure Category Total</b>	<b>46.5</b>	<b>35.9</b>
<b>Non-Appropriated</b>			
EV2000-N Federal Grants Fund (Non-Appropriated)		46.5	35.9
		<b>46.5</b>	<b>35.9</b>
	<b>Fund Source Total</b>	<b>46.5</b>	<b>35.9</b>
Transfers		0.0	0.0
	<b>Expenditure Category Total</b>	<b>0.0</b>	<b>0.0</b>

<b>Employee Retirement Coverage</b>			
<b>Retirement System</b>	<b>FTE</b>	<b>Personal Services</b>	<b>Fund#</b>
Arizona State Retirement System	1.0	70.2	EV2000-N

### Combined Regular & Elected Positions At/Above FICA Maximum of \$142,800

<b>Total FTE</b>	<b>Personal Services</b>	<b>FTE's not eligible for Health, Dental &amp; Life</b>
0.0	0.0	0.0

## Program Budget Unit Summary of Expenditures and Budget Request for All Funds

<b>Agency:</b>	Department of Environmental Quality
<b>Program:</b>	Federal Projects

Expenditure Categories		FY 2020	FY 2021	FY 2022	FY 2022
		Actual	Expd. Plan	Fund. Issue	Total Request
0000	FTE	9.1	8.0	0.0	8.0
6000	Personal Services	351.7	559.5	0.0	559.5
6100	Employee Related Expenses	136.6	218.2	0.0	218.2
6200	Professional and Outside Services	664.1	733.6	0.0	733.6
6500	Travel In-State	0.9	13.7	0.0	13.7
6600	Travel Out of State	3.8	23.0	0.0	23.0
6700	Food	0.0	0.0	0.0	0.0
6800	Aid to Organizations and Individuals	0.0	0.0	0.0	0.0
7000	Other Operating Expenses	0.3	4.7	0.0	4.7
8000	Equipment	1.7	0.0	0.0	0.0
8100	Capital Outlay	0.0	0.0	0.0	0.0
8600	Debt Service	0.0	0.0	0.0	0.0
9000	Cost Allocation	223.7	268.2	0.0	268.2
9100	Transfers	0.0	0.0	0.0	0.0
Expenditure Categories Total:		1,382.8	1,820.9	0.0	1,820.9

Fund Source					
Non-Appropriated Funds					
EV2000-N	Federal Grants Fund (Non-Appropriated)	1,136.1	1,820.9	0.0	1,820.9
EV2221-N	Water Quality Assurance Revolving Fund (Non-Ap	246.7	0.0	0.0	0.0
		1,382.8	1,820.9	0.0	1,820.9
Fund Source Total:		1,382.8	1,820.9	0.0	1,820.9

## Program Budget Unit Summary of Expenditures and Budget Request for Selected Funds

**Agency:** Department of Environmental Quality

FY 2020 Actual	FY 2021 Expd. Plan	FY 2022 Fund. Issue	FY 2022 Total Request
-------------------	-----------------------	------------------------	--------------------------

**Program:** Federal Projects

**Fund:** EV2000-N Federal Grants Fund

**Non-Appropriated**

0000 FTE	7.8	8.0	0.0	8.0
6000 Personal Services	304.1	559.5	0.0	559.5
6100 Employee Related Expenses	115.0	218.2	0.0	218.2
6200 Professional and Outside Services	519.6	733.6	0.0	733.6
6500 Travel In-State	0.9	13.7	0.0	13.7
6600 Travel Out of State	3.8	23.0	0.0	23.0
6700 Food	0.0	0.0	0.0	0.0
6800 Aid to Organizations and Individuals	0.0	0.0	0.0	0.0
7000 Other Operating Expenses	0.3	4.7	0.0	4.7
8000 Equipment	1.7	0.0	0.0	0.0
8100 Capital Outlay	0.0	0.0	0.0	0.0
8600 Debt Service	0.0	0.0	0.0	0.0
9000 Cost Allocation	190.7	268.2	0.0	268.2
9100 Transfers	0.0	0.0	0.0	0.0

<b>Non-Appropriated Total:</b>	1,136.1	1,820.9	0.0	1,820.9
--------------------------------	---------	---------	-----	---------

<b>Fund Total:</b>	1,136.1	1,820.9	0.0	1,820.9
--------------------	---------	---------	-----	---------

**Fund:** EV2221-N Water Quality Assurance Revolving Fund

**Non-Appropriated**

0000 FTE	1.3	0.0	0.0	0.0
6000 Personal Services	47.6	0.0	0.0	0.0
6100 Employee Related Expenses	21.6	0.0	0.0	0.0
6200 Professional and Outside Services	144.5	0.0	0.0	0.0
6500 Travel In-State	0.0	0.0	0.0	0.0
6600 Travel Out of State	0.0	0.0	0.0	0.0
6700 Food	0.0	0.0	0.0	0.0
6800 Aid to Organizations and Individuals	0.0	0.0	0.0	0.0
7000 Other Operating Expenses	0.0	0.0	0.0	0.0
8000 Equipment	0.0	0.0	0.0	0.0
8100 Capital Outlay	0.0	0.0	0.0	0.0

## Program Budget Unit Summary of Expenditures and Budget Request for Selected Funds

**Agency:** Department of Environmental Quality

FY 2020 Actual	FY 2021 Expd. Plan	FY 2022 Fund. Issue	FY 2022 Total Request
-------------------	-----------------------	------------------------	--------------------------

**Program:** Federal Projects

**Fund:** EV2221-N Water Quality Assurance Revolving Fund

**Non-Appropriated**

8600 Debt Service	0.0	0.0	0.0	0.0
9000 Cost Allocation	33.0	0.0	0.0	0.0
9100 Transfers	0.0	0.0	0.0	0.0

<b>Non-Appropriated Total:</b>	246.7	0.0	0.0	0.0
--------------------------------	-------	-----	-----	-----

<b>Fund Total:</b>	246.7	0.0	0.0	0.0
--------------------	-------	-----	-----	-----

<b>Program Total For Selected Funds:</b>	1,382.8	1,820.9	0.0	1,820.9
--	---------	---------	-----	---------

## Program Expenditure Schedule

<b>Agency:</b>	<b>Department of Environmental Quality</b>
<b>Program:</b>	<b>Federal Projects</b>

	<b>FY 2020 Actual</b>	<b>FY 2021 Expd. Plan</b>
FTE	9.1	8.0
<b>Expenditure Category Total</b>	<b>9.1</b>	<b>8.0</b>
<b>Non-Appropriated</b>		
EV2000-N Federal Grants Fund (Non-Appropriated)	7.8	8.0
EV2221-N Water Quality Assurance Revolving Fund (Non-Appropriat	1.3	0.0
	<b>9.1</b>	<b>8.0</b>
<b>Fund Source Total</b>	<b>9.1</b>	<b>8.0</b>
<hr/>		
Personal Services	351.7	559.5
Boards and Commissions	0.0	0.0
<b>Expenditure Category Total</b>	<b>351.7</b>	<b>559.5</b>
<b>Non-Appropriated</b>		
EV2000-N Federal Grants Fund (Non-Appropriated)	304.1	559.5
EV2221-N Water Quality Assurance Revolving Fund (Non-Appropriat	47.6	0.0
	<b>351.7</b>	<b>559.5</b>
<b>Fund Source Total</b>	<b>351.7</b>	<b>559.5</b>
<hr/>		
Employee Related Expenses	136.6	218.2
<b>Expenditure Category Total</b>	<b>136.6</b>	<b>218.2</b>
<b>Non-Appropriated</b>		
EV2000-N Federal Grants Fund (Non-Appropriated)	115.0	218.2
EV2221-N Water Quality Assurance Revolving Fund (Non-Appropriat	21.6	0.0
	<b>136.6</b>	<b>218.2</b>
<b>Fund Source Total</b>	<b>136.6</b>	<b>218.2</b>
<hr/>		
Professional and Outside Services		733.6
External Prof/Outside Serv Budg And Appn	0.0	
External Investment Services	0.0	
Other External Financial Services	0.0	
Attorney General Legal Services	4.6	
External Legal Services	0.0	
External Engineer/Architect Cost - Exp	0.0	
External Engineer/Architect Cost- Cap	0.0	
Other Design	0.0	
Temporary Agency Services	0.0	
Hospital Services	0.0	
Other Medical Services	0.0	
Institutional Care	0.0	
Education And Training	0.0	
Vendor Travel	0.0	
Professional & Outside Services Excluded from Cost Alloca	0.0	
Vendor Travel - Non Reportable	0.0	
External Telecom Consulting Services	0.0	
Costs related to those in custody of the State	0.0	
Non - Confidential Specialist Fees	0.0	
Confidential Specialist Fees	0.0	
Outside Actuarial Costs	0.0	
Other Professional And Outside Services	659.5	

## Program Expenditure Schedule

<b>Agency:</b>	Department of Environmental Quality
<b>Program:</b>	Federal Projects

	FY 2020 Actual	FY 2021 Expd. Plan
<b>Expenditure Category Total</b>	<b>664.1</b>	<b>733.6</b>
<b>Non-Appropriated</b>		
EV2000-N Federal Grants Fund (Non-Appropriated)	519.6	733.6
EV2221-N Water Quality Assurance Revolving Fund (Non-Appropriat	144.5	0.0
	<b>664.1</b>	<b>733.6</b>
<b>Fund Source Total</b>	<b>664.1</b>	<b>733.6</b>
Travel In-State	0.9	13.7
<b>Expenditure Category Total</b>	<b>0.9</b>	<b>13.7</b>
<b>Non-Appropriated</b>		
EV2000-N Federal Grants Fund (Non-Appropriated)	0.9	13.7
	<b>0.9</b>	<b>13.7</b>
<b>Fund Source Total</b>	<b>0.9</b>	<b>13.7</b>
Travel Out of State	3.8	23.0
<b>Expenditure Category Total</b>	<b>3.8</b>	<b>23.0</b>
<b>Non-Appropriated</b>		
EV2000-N Federal Grants Fund (Non-Appropriated)	3.8	23.0
	<b>3.8</b>	<b>23.0</b>
<b>Fund Source Total</b>	<b>3.8</b>	<b>23.0</b>
Food	0.0	0.0
<b>Expenditure Category Total</b>	<b>0.0</b>	<b>0.0</b>
Aid to Organizations and Individuals	0.0	0.0
<b>Expenditure Category Total</b>	<b>0.0</b>	<b>0.0</b>
Other Operating Expenses		4.7
Other Operating Expenditures Budg Approp	0.0	
Other Operating Expenditures Excluded from Cost Allocati	0.0	
Risk Management Charges To State Agency	0.0	
Risk Management Deductible - Indemnity	0.0	
Risk Management Deductible - Legal	0.0	
Risk Management Deductible - Medical	0.0	
Risk Management Deductible - Other	0.0	
Gen Liab- Non Physical-Taxable- Self Ins	0.0	
Gross Proceeds Payments To Attorneys	0.0	
General Liability- Non-Taxable- Self Ins	0.0	
Medical Malpractice - Self-Insured	0.0	
Automobile Liability - Self Insured	0.0	
General Property Damage - Self- Insured	0.0	
Automobile Physical Damage-Self Insured	0.0	
Liability Insurance Premiums	0.0	
Property Insurance Premiums	0.0	
Workers Compensation Benefit Payments	0.0	
Self Insurance - Administrative Fees	0.0	
Self Insurance - Premiums	0.0	
Self Insurance - Claim Payments	0.0	
Self Insurance - Pharmacy Claims	0.0	



## Program Expenditure Schedule

<b>Agency:</b>	<b>Department of Environmental Quality</b>
<b>Program:</b>	<b>Federal Projects</b>

	<b>FY 2020 Actual</b>	<b>FY 2021 Expd. Plan</b>
Premium Tax On Altcs	0.0	
Other Insurance-Related Charges	0.0	
Internal Service Data Processing	0.0	
Internal Service Data Proc- Pc/Lan	0.0	
External Programming-Mainframe/Legacy	0.0	
External Programming- Pc/Lan/Serv/Web	0.0	
External Data Entry	0.0	
Othr External Data Proc-Mainframe/Legacy	0.0	
Othr External Data Proc-Pc/Lan/Serv/Web	0.0	
Pmt for AFIS Development & Usage	0.0	
Internal Service Telecommunications	0.0	
External Telecom Long Distance-In-State	0.0	
External Telecom Long Distance-Out-State	0.0	
Other External Telecommunication Service	0.0	
Electricity	0.0	
Sanitation Waste Disposal	0.0	
Water	0.0	
Gas And Fuel Oil For Buildings	0.0	
Other Utilities	0.0	
Building Rent Charges To State Agencies	0.0	
Priv Lease To Own Bld Rent Chrgs To Agy	0.0	
Cert Of Part Bld Rent Chrgs To Agy	0.0	
Rental Of Land And Buildings	0.0	
Rental Of Computer Equipment	0.0	
Rental Of Other Machinery And Equipment	0.0	
Miscellaneous Rent	0.0	
Interest On Overdue Payments	0.0	
All Other Interest Payments	0.0	
Internal Acct/Budg/Financial Svcs	0.0	
Other Internal Services	0.0	
Repair And Maintenance - Buildings	0.0	
Repair And Maintenance - Vehicles	0.0	
Repair And Maint - Mainframe And Legacy	0.0	
Repair And Maint-Pc/Lan/Serv/Web	0.0	
Repair And Maintenance - Other Equipment	0.0	
Other Repair And Maintenance	0.0	
Software Support And Maintenance	0.0	
Uniforms	0.0	
Inmate Clothing	0.0	
Security Supplies	0.0	
Office Supplies	0.0	
Computer Supplies	0.0	
Housekeeping Supplies	0.0	
Bedding And Bath Supplies	0.0	
Drugs And Medicine Supplies	0.0	
Medical Supplies	0.0	
Dental Supplies	0.0	
Automotive And Transportation Fuels	0.0	
Automotive Lubricants And Supplies	0.0	
Rpr And Maint Supplies-Not Auto Or Build	0.0	
Repair And Maintenance Supplies-Building	0.0	

## Program Expenditure Schedule

<b>Agency:</b>	<b>Department of Environmental Quality</b>
<b>Program:</b>	<b>Federal Projects</b>

	FY 2020 Actual	FY 2021 Expd. Plan
Other Operating Supplies	0.0	
Publications	0.0	
Aggregate Withheld Or Paid Commissions	0.0	
Lottery Prizes	0.0	
Lottery Distribution Costs	0.0	
Material for Further Processing	0.0	
Other Resale Supplies	0.0	
Loss On Sales Of Capital Assets	0.0	
Loss on Sales of Investments	0.0	
Employee Tuition Reimbursement-Graduate	0.0	
Employee Tuition Reimb Under-Grad/Other	0.0	
Conference Registration-Attendance Fees	0.0	
Other Education And Training Costs	0.0	
Advertising	0.0	
Sponsorships	0.0	
Internal Printing	0.0	
External Printing	0.3	
Photography	0.0	
Postage And Delivery	0.0	
Document shredding and Destruction Services	0.0	
Translation and Sign Language Services	0.0	
Distribution To State Universities	0.0	
Other Intrastate Distributions	0.0	
Awards	0.0	
Entertainment And Promotional Items	0.0	
Dues	0.0	
Books- Subscriptions And Publications	0.0	
Costs For Digital Image Or Microfilm	0.0	
Revolving Fund Advances	0.0	
Credit Card Fees Over Approved Limit	0.0	
Relief Bill Expenditures	0.0	
Surplus Property Distr To State Agencies	0.0	
Security Services	0.0	
Judgments - Damages	0.0	
ICA Payments to Claimants Confidential	0.0	
Jdgmnt-Confidential Restitution To Indiv	0.0	
Judgments - Non-Confidential Restitution	0.0	
Judgments - Punitive And Compensatory	0.0	
Pmts Made to Resolve/Disputes/Avoid Costs of Litigation	0.0	
Pmts For Contracted State Inmate Labor	0.0	
Payments To State Inmates	0.0	
Bad Debt Expense	0.0	
Interview Expense	0.0	
Employee Relocations-Nontaxable	0.0	
Employee Relocations-Taxable	0.0	
Non-Confidential Invest/Legal/Law Enf	0.0	
Conf/Sensitive Invest/Legal/Undercover	0.0	
Fingerprinting, Background Checks, Etc.	0.0	
Other Miscellaneous Operating	0.0	

## Program Expenditure Schedule

<b>Agency:</b>	<b>Department of Environmental Quality</b>
<b>Program:</b>	<b>Federal Projects</b>

	<b>FY 2020 Actual</b>	<b>FY 2021 Expd. Plan</b>
<b>Expenditure Category Total</b>	<b>0.3</b>	<b>4.7</b>
<b>Non-Appropriated</b>		
EV2000-N Federal Grants Fund (Non-Appropriated)	0.3	4.7
<b>Fund Source Total</b>	<b>0.3</b>	<b>4.7</b>
Current Year Expenditures		0.0
Capital Equipment Budget And Approp	0.0	
Vehicles Capital Purchase	0.0	
Vehicles Capital Leases	0.0	
Furniture Capital Purchase	0.0	
Depreciable Works Of Art & Hist Treas/Coll Capital Purcha	0.0	
Non Depr Works Of Art & Hist Treas/Coll Cap Purchase	0.0	
Furniture Capital Leases	0.0	
Computer Equipment Capital Purchase	0.0	
Computer Equipment Capital Lease	0.0	
Telecommunication Equip-Capital Purchase	0.0	
Telecommunication Equip-Capital Lease	0.0	
Other Equipment Capital Purchase	0.0	
Other Equipment Capital Leases	0.0	
Purchased Or Licensed Software-Website	0.0	
Internally Generated Software-Website	0.0	
Development in Progress	0.0	
Right-Of-Way/Easement/Extraction Rights	0.0	
Oth Int Assets purchased, licensed or internally generate	0.0	
Other intangible assets acquired by capital lease	0.0	
Other Capital Asset Purchases	0.0	
Leasehold Improvement-Capital Purchase	0.0	
Other Capital Asset Leases	0.0	
Non-Capital Equip Budget And Approp	0.0	
Vehicles Non-Capital Purchase	0.0	
Vehicles Non-Capital Leases	0.0	
Furniture Non-Capital Purchase	0.0	
Works Of Art And Hist Treas-Non Capital	0.0	
Furniture Non-Capital Leases	0.0	
Computer Equipment Non-Capital Purchase	1.7	
Computer Equipment Non-Capital Lease	0.0	
Telecomm Equip Non-Capital Purchase	0.0	
Telecomm Equip Non-Capital Leases	0.0	
Other Equipment Non-Capital Purchase	0.0	
Weapons Non-Capital Purchase	0.0	
Other Equipment Non-Capital Lease	0.0	
Purchased Or Licensed Software/Website	0.0	
Internally Generated Software/Website	0.0	
LICENSES AND PERMITS	0.0	
Right-Of-Way/Easement/Extraction Exp	0.0	
Other Intangible Assets - Purchased, Licensed or Internall	0.0	
Noncapital Software/Web By Capital Lease	0.0	
Other Intangible Assets Acquired by Capital Lease	0.0	
Other Long Lived Tangible Assets to be Expenses	0.0	
Non-Capital Equipment Excluded from Cost Allocation	0.0	

## Program Expenditure Schedule

<b>Agency:</b>	Department of Environmental Quality
<b>Program:</b>	Federal Projects

	FY 2020 Actual	FY 2021 Expd. Plan
<b>Expenditure Category Total</b>	<b>1.7</b>	<b>0.0</b>
<b>Non-Appropriated</b>		
EV2000-N Federal Grants Fund (Non-Appropriated)	1.7	0.0
<b>Fund Source Total</b>	<b>1.7</b>	<b>0.0</b>
Capital Outlay	0.0	0.0
<b>Expenditure Category Total</b>	<b>0.0</b>	<b>0.0</b>
Debt Service	0.0	0.0
<b>Expenditure Category Total</b>	<b>0.0</b>	<b>0.0</b>
Cost Allocation	223.7	268.2
<b>Expenditure Category Total</b>	<b>223.7</b>	<b>268.2</b>
<b>Non-Appropriated</b>		
EV2000-N Federal Grants Fund (Non-Appropriated)	190.7	268.2
EV2221-N Water Quality Assurance Revolving Fund (Non-Appropriat	33.0	0.0
<b>Fund Source Total</b>	<b>223.7</b>	<b>268.2</b>
Transfers	0.0	0.0
<b>Expenditure Category Total</b>	<b>0.0</b>	<b>0.0</b>

<b>Employee Retirement Coverage</b>			
<b>Retirement System</b>	<b>FTE</b>	<b>Personal Services</b>	<b>Fund#</b>
Arizona State Retirement System	8.0	559.5	EV2000-N
Arizona State Retirement System	0.0	0.0	EV2221-N
<b>Combined Regular &amp; Elected Positions At/Above FICA Maximum of \$142,800</b>			
<b>Total FTE</b>	<b>Personal Services</b>	<b>FTE's not eligible for Health, Dental &amp; Life</b>	
0.1	13.0	0.0	

## Program Budget Unit Summary of Expenditures and Budget Request for All Funds

<b>Agency:</b>	Department of Environmental Quality
<b>Program:</b>	SLI WQARF Priority Site Remediation

<b>Expenditure Categories</b>		<b>FY 2020</b>	<b>FY 2021</b>	<b>FY 2022</b>	<b>FY 2022</b>
		<b>Actual</b>	<b>Expd. Plan</b>	<b>Fund. Issue</b>	<b>Total Request</b>
0000	FTE	0.0	0.0	0.0	0.0
6000	Personal Services	0.0	0.0	0.0	0.0
6100	Employee Related Expenses	0.0	0.0	0.0	0.0
6200	Professional and Outside Services	7,967.3	10,697.9	0.0	10,697.9
6500	Travel In-State	0.0	0.0	0.0	0.0
6600	Travel Out of State	0.0	0.0	0.0	0.0
6700	Food	0.0	0.0	0.0	0.0
6800	Aid to Organizations and Individuals	0.0	0.0	0.0	0.0
7000	Other Operating Expenses	0.0	0.0	0.0	0.0
8000	Equipment	0.0	0.0	0.0	0.0
8100	Capital Outlay	0.0	0.0	0.0	0.0
8600	Debt Service	0.0	0.0	0.0	0.0
9000	Cost Allocation	169.2	0.0	0.0	0.0
9100	Transfers	0.0	15,000.0	(1,000.0)	14,000.0
<b>Expenditure Categories Total:</b>		8,136.5	25,697.9	(1,000.0)	24,697.9
<b>Fund Source</b>					
<b>Appropriated Funds</b>					
AA1000-A	General Fund (Appropriated)	0.0	15,000.0	(15,000.0)	0.0
EV2226-A	Air Quality Fund (Appropriated)	0.0	0.0	2,000.0	2,000.0
EV2289-A	Recycling Fund (Appropriated)	0.0	0.0	1,500.0	1,500.0
EV3031-A	Emergency Response Fund (Appropriated)	0.0	0.0	500.0	500.0
		0.0	15,000.0	(11,000.0)	4,000.0
<b>Non-Appropriated Funds</b>					
EV2221-N	Water Quality Assurance Revolving Fund (Non-Ap	8,136.5	10,697.9	0.0	10,697.9
EV2271-N	Underground Storage Tank Revolving (Non-Appro	0.0	0.0	10,000.0	10,000.0
		8,136.5	10,697.9	10,000.0	20,697.9
<b>Fund Source Total:</b>		8,136.5	25,697.9	(1,000.0)	24,697.9

## Program Budget Unit Summary of Expenditures and Budget Request for Selected Funds

**Agency:** Department of Environmental Quality

FY 2020 Actual	FY 2021 Expd. Plan	FY 2022 Fund. Issue	FY 2022 Total Request
-------------------	-----------------------	------------------------	--------------------------

**Program:** SLI WQARF Priority Site Remediation

**Fund:** AA1000-A General Fund

### Appropriated

0000 FTE	0.0	0.0	0.0	0.0
6000 Personal Services	0.0	0.0	0.0	0.0
6100 Employee Related Expenses	0.0	0.0	0.0	0.0
6200 Professional and Outside Services	0.0	0.0	0.0	0.0
6500 Travel In-State	0.0	0.0	0.0	0.0
6600 Travel Out of State	0.0	0.0	0.0	0.0
6700 Food	0.0	0.0	0.0	0.0
6800 Aid to Organizations and Individuals	0.0	0.0	0.0	0.0
7000 Other Operating Expenses	0.0	0.0	0.0	0.0
8000 Equipment	0.0	0.0	0.0	0.0
8100 Capital Outlay	0.0	0.0	0.0	0.0
8600 Debt Service	0.0	0.0	0.0	0.0
9000 Cost Allocation	0.0	0.0	0.0	0.0
9100 Transfers	0.0	15,000.0	(15,000.0)	0.0

<b>Appropriated Total:</b>	0.0	15,000.0	(15,000.0)	0.0
----------------------------	-----	----------	------------	-----

<b>Fund Total:</b>	0.0	15,000.0	(15,000.0)	0.0
--------------------	-----	----------	------------	-----

**Fund:** EV2221-N Water Quality Assurance Revolving Fund

### Non-Appropriated

6000 Personal Services	0.0	0.0	0.0	0.0
6100 Employee Related Expenses	0.0	0.0	0.0	0.0
6200 Professional and Outside Services	7,967.3	10,697.9	0.0	10,697.9
6500 Travel In-State	0.0	0.0	0.0	0.0
6600 Travel Out of State	0.0	0.0	0.0	0.0
6700 Food	0.0	0.0	0.0	0.0
6800 Aid to Organizations and Individuals	0.0	0.0	0.0	0.0
7000 Other Operating Expenses	0.0	0.0	0.0	0.0
8000 Equipment	0.0	0.0	0.0	0.0
8100 Capital Outlay	0.0	0.0	0.0	0.0

## Program Budget Unit Summary of Expenditures and Budget Request for Selected Funds

**Agency:** Department of Environmental Quality

FY 2020 Actual	FY 2021 Expd. Plan	FY 2022 Fund. Issue	FY 2022 Total Request
-------------------	-----------------------	------------------------	--------------------------

**Program:** SLI WQARF Priority Site Remediation

**Fund:** EV2221-N Water Quality Assurance Revolving Fund

**Non-Appropriated**

8600 Debt Service	0.0	0.0	0.0	0.0
9000 Cost Allocation	169.2	0.0	0.0	0.0
9100 Transfers	0.0	0.0	0.0	0.0

<b>Non-Appropriated Total:</b>	8,136.5	10,697.9	0.0	10,697.9
--------------------------------	---------	----------	-----	----------

<b>Fund Total:</b>	8,136.5	10,697.9	0.0	10,697.9
--------------------	---------	----------	-----	----------

**Fund:** EV2226-A Air Quality Fund

**Appropriated**

0000 FTE	0.0	0.0	0.0	0.0
6000 Personal Services	0.0	0.0	0.0	0.0
6100 Employee Related Expenses	0.0	0.0	0.0	0.0
6200 Professional and Outside Services	0.0	0.0	0.0	0.0
6500 Travel In-State	0.0	0.0	0.0	0.0
6600 Travel Out of State	0.0	0.0	0.0	0.0
6700 Food	0.0	0.0	0.0	0.0
6800 Aid to Organizations and Individuals	0.0	0.0	0.0	0.0
7000 Other Operating Expenses	0.0	0.0	0.0	0.0
8000 Equipment	0.0	0.0	0.0	0.0
8100 Capital Outlay	0.0	0.0	0.0	0.0
8600 Debt Service	0.0	0.0	0.0	0.0
9000 Cost Allocation	0.0	0.0	0.0	0.0
9100 Transfers	0.0	0.0	2,000.0	2,000.0

<b>Appropriated Total:</b>	0.0	0.0	2,000.0	2,000.0
----------------------------	-----	-----	---------	---------

<b>Fund Total:</b>	0.0	0.0	2,000.0	2,000.0
--------------------	-----	-----	---------	---------

**Fund:** EV2271-N Underground Storage Tank Revolving

**Non-Appropriated**

0000 FTE	0.0	0.0	0.0	0.0
6000 Personal Services	0.0	0.0	0.0	0.0
6100 Employee Related Expenses	0.0	0.0	0.0	0.0

## Program Budget Unit Summary of Expenditures and Budget Request for Selected Funds

**Agency:** Department of Environmental Quality

FY 2020 Actual	FY 2021 Expd. Plan	FY 2022 Fund. Issue	FY 2022 Total Request
-------------------	-----------------------	------------------------	--------------------------

**Program:** SLI WQARF Priority Site Remediation

**Fund:** EV2271-N Underground Storage Tank Revolving

**Non-Appropriated**

6200 Professional and Outside Services	0.0	0.0	0.0	0.0
6500 Travel In-State	0.0	0.0	0.0	0.0
6600 Travel Out of State	0.0	0.0	0.0	0.0
6700 Food	0.0	0.0	0.0	0.0
6800 Aid to Organizations and Individuals	0.0	0.0	0.0	0.0
7000 Other Operating Expenses	0.0	0.0	0.0	0.0
8000 Equipment	0.0	0.0	0.0	0.0
8100 Capital Outlay	0.0	0.0	0.0	0.0
8600 Debt Service	0.0	0.0	0.0	0.0
9000 Cost Allocation	0.0	0.0	0.0	0.0
9100 Transfers	0.0	0.0	10,000.0	10,000.0

<b>Non-Appropriated Total:</b>	0.0	0.0	10,000.0	10,000.0
--------------------------------	-----	-----	----------	----------

<b>Fund Total:</b>	0.0	0.0	10,000.0	10,000.0
--------------------	-----	-----	----------	----------

**Fund:** EV2289-A Recycling Fund

**Appropriated**

0000 FTE	0.0	0.0	0.0	0.0
6000 Personal Services	0.0	0.0	0.0	0.0
6100 Employee Related Expenses	0.0	0.0	0.0	0.0
6200 Professional and Outside Services	0.0	0.0	0.0	0.0
6500 Travel In-State	0.0	0.0	0.0	0.0
6600 Travel Out of State	0.0	0.0	0.0	0.0
6700 Food	0.0	0.0	0.0	0.0
6800 Aid to Organizations and Individuals	0.0	0.0	0.0	0.0
7000 Other Operating Expenses	0.0	0.0	0.0	0.0
8000 Equipment	0.0	0.0	0.0	0.0
8100 Capital Outlay	0.0	0.0	0.0	0.0
8600 Debt Service	0.0	0.0	0.0	0.0
9000 Cost Allocation	0.0	0.0	0.0	0.0
9100 Transfers	0.0	0.0	1,500.0	1,500.0



## Program Budget Unit Summary of Expenditures and Budget Request for Selected Funds

<b>Agency:</b> Department of Environmental Quality				
	<b>FY 2020</b>	<b>FY 2021</b>	<b>FY 2022</b>	<b>FY 2022</b>
	<b>Actual</b>	<b>Expd. Plan</b>	<b>Fund. Issue</b>	<b>Total Request</b>
<b>Program:</b> SLI WQARF Priority Site Remediation				
<b>Fund:</b> EV2289-A Recycling Fund				
<b>Appropriated</b>				
<b>Appropriated Total:</b>	0.0	0.0	1,500.0	1,500.0
<b>Fund Total:</b>	0.0	0.0	1,500.0	1,500.0
<b>Fund:</b> EV3031-A Emergency Response Fund				
<b>Appropriated</b>				
0000 FTE	0.0	0.0	0.0	0.0
6000 Personal Services	0.0	0.0	0.0	0.0
6100 Employee Related Expenses	0.0	0.0	0.0	0.0
6200 Professional and Outside Services	0.0	0.0	0.0	0.0
6500 Travel In-State	0.0	0.0	0.0	0.0
6600 Travel Out of State	0.0	0.0	0.0	0.0
6700 Food	0.0	0.0	0.0	0.0
6800 Aid to Organizations and Individuals	0.0	0.0	0.0	0.0
7000 Other Operating Expenses	0.0	0.0	0.0	0.0
8000 Equipment	0.0	0.0	0.0	0.0
8100 Capital Outlay	0.0	0.0	0.0	0.0
8600 Debt Service	0.0	0.0	0.0	0.0
9000 Cost Allocation	0.0	0.0	0.0	0.0
9100 Transfers	0.0	0.0	500.0	500.0
<b>Appropriated Total:</b>	0.0	0.0	500.0	500.0
<b>Fund Total:</b>	0.0	0.0	500.0	500.0
<b>Program Total For Selected Funds:</b>	8,136.5	25,697.9	(1,000.0)	24,697.9

## Program Expenditure Schedule

<b>Agency:</b>	Department of Environmental Quality
<b>Program:</b>	SLI WQARF Priority Site Remediation

	FY 2020 Actual	FY 2021 Expd. Plan
FTE	0.0	0.0
<b>Expenditure Category Total</b>	<b>0.0</b>	<b>0.0</b>
Personal Services	0.0	0.0
Boards and Commissions	0.0	0.0
<b>Expenditure Category Total</b>	<b>0.0</b>	<b>0.0</b>
Employee Related Expenses	0.0	0.0
<b>Expenditure Category Total</b>	<b>0.0</b>	<b>0.0</b>
Professional and Outside Services		10,697.9
External Prof/Outside Serv Budg And Appn	0.0	
External Investment Services	0.0	
Other External Financial Services	0.0	
Attorney General Legal Services	0.0	
External Legal Services	0.0	
External Engineer/Architect Cost - Exp	0.0	
External Engineer/Architect Cost- Cap	0.0	
Other Design	0.0	
Temporary Agency Services	0.0	
Hospital Services	0.0	
Other Medical Services	0.0	
Institutional Care	0.0	
Education And Training	0.0	
Vendor Travel	0.0	
Professional & Outside Services Excluded from Cost Alloca	0.0	
Vendor Travel - Non Reportable	0.0	
External Telecom Consulting Services	0.0	
Costs related to those in custody of the State	0.0	
Non - Confidential Specialist Fees	0.0	
Confidential Specialist Fees	0.0	
Outside Actuarial Costs	0.0	
Other Professional And Outside Services	7,967.3	
<b>Expenditure Category Total</b>	<b>7,967.3</b>	<b>10,697.9</b>
<b>Non-Appropriated</b>		
EV2221-N Water Quality Assurance Revolving Fund (Non-Appropriat	7,967.3	10,697.9
<b>Fund Source Total</b>	<b>7,967.3</b>	<b>10,697.9</b>
Travel In-State	0.0	0.0
<b>Expenditure Category Total</b>	<b>0.0</b>	<b>0.0</b>
Travel Out of State	0.0	0.0
<b>Expenditure Category Total</b>	<b>0.0</b>	<b>0.0</b>
Food	0.0	0.0
<b>Expenditure Category Total</b>	<b>0.0</b>	<b>0.0</b>

## Program Expenditure Schedule

<b>Agency:</b>	<b>Department of Environmental Quality</b>
<b>Program:</b>	<b>SLI WQARF Priority Site Remediation</b>

	<b>FY 2020 Actual</b>	<b>FY 2021 Expd. Plan</b>
Aid to Organizations and Individuals	0.0	0.0
<b>Expenditure Category Total</b>	<b>0.0</b>	<b>0.0</b>
<hr/>		
Other Operating Expenses		0.0
Other Operating Expenditures Budg Approp	0.0	
Other Operating Expenditures Excluded from Cost Allocati	0.0	
Risk Management Charges To State Agency	0.0	
Risk Management Deductible - Indemnity	0.0	
Risk Management Deductible - Legal	0.0	
Risk Management Deductible - Medical	0.0	
Risk Management Deductible - Other	0.0	
Gen Liab- Non Physical-Taxable- Self Ins	0.0	
Gross Proceeds Payments To Attorneys	0.0	
General Liability- Non-Taxable- Self Ins	0.0	
Medical Malpractice - Self-Insured	0.0	
Automobile Liability - Self Insured	0.0	
General Property Damage - Self- Insured	0.0	
Automobile Physical Damage-Self Insured	0.0	
Liability Insurance Premiums	0.0	
Property Insurance Premiums	0.0	
Workers Compensation Benefit Payments	0.0	
Self Insurance - Administrative Fees	0.0	
Self Insurance - Premiums	0.0	
Self Insurance - Claim Payments	0.0	
Self Insurance - Pharmacy Claims	0.0	
Premium Tax On Altcs	0.0	
Other Insurance-Related Charges	0.0	
Internal Service Data Processing	0.0	
Internal Service Data Proc- Pc/Lan	0.0	
External Programming-Mainframe/Legacy	0.0	
External Programming- Pc/Lan/Serv/Web	0.0	
External Data Entry	0.0	
Othr External Data Proc-Mainframe/Legacy	0.0	
Othr External Data Proc-Pc/Lan/Serv/Web	0.0	
Pmt for AFIS Development & Usage	0.0	
Internal Service Telecommunications	0.0	
External Telecom Long Distance-In-State	0.0	
External Telecom Long Distance-Out-State	0.0	
Other External Telecommunication Service	0.0	
Electricity	0.0	
Sanitation Waste Disposal	0.0	
Water	0.0	
Gas And Fuel Oil For Buildings	0.0	
Other Utilities	0.0	
Building Rent Charges To State Agencies	0.0	
Priv Lease To Own Bld Rent Chrgs To Agy	0.0	
Cert Of Part Bld Rent Chrgs To Agy	0.0	
Rental Of Land And Buildings	0.0	
Rental Of Computer Equipment	0.0	
Rental Of Other Machinery And Equipment	0.0	

## Program Expenditure Schedule

<b>Agency:</b>	<b>Department of Environmental Quality</b>
<b>Program:</b>	<b>SLI WQARF Priority Site Remediation</b>

	FY 2020 Actual	FY 2021 Expd. Plan
Miscellaneous Rent	0.0	
Interest On Overdue Payments	0.0	
All Other Interest Payments	0.0	
Internal Acct/Budg/Financial Svcs	0.0	
Other Internal Services	0.0	
Repair And Maintenance - Buildings	0.0	
Repair And Maintenance - Vehicles	0.0	
Repair And Maint - Mainframe And Legacy	0.0	
Repair And Maint-Pc/Lan/Serv/Web	0.0	
Repair And Maintenance - Other Equipment	0.0	
Other Repair And Maintenance	0.0	
Software Support And Maintenance	0.0	
Uniforms	0.0	
Inmate Clothing	0.0	
Security Supplies	0.0	
Office Supplies	0.0	
Computer Supplies	0.0	
Housekeeping Supplies	0.0	
Bedding And Bath Supplies	0.0	
Drugs And Medicine Supplies	0.0	
Medical Supplies	0.0	
Dental Supplies	0.0	
Automotive And Transportation Fuels	0.0	
Automotive Lubricants And Supplies	0.0	
Rpr And Maint Supplies-Not Auto Or Build	0.0	
Repair And Maintenance Supplies-Building	0.0	
Other Operating Supplies	0.0	
Publications	0.0	
Aggregate Withheld Or Paid Commissions	0.0	
Lottery Prizes	0.0	
Lottery Distribution Costs	0.0	
Material for Further Processing	0.0	
Other Resale Supplies	0.0	
Loss On Sales Of Capital Assets	0.0	
Loss on Sales of Investments	0.0	
Employee Tuition Reimbursement-Graduate	0.0	
Employee Tuition Reimb Under-Grad/Other	0.0	
Conference Registration-Attendance Fees	0.0	
Other Education And Training Costs	0.0	
Advertising	0.0	
Sponsorships	0.0	
Internal Printing	0.0	
External Printing	0.0	
Photography	0.0	
Postage And Delivery	0.0	
Document shredding and Destruction Services	0.0	
Translation and Sign Language Services	0.0	
Distribution To State Universities	0.0	
Other Intrastate Distributions	0.0	
Awards	0.0	
Entertainment And Promotional Items	0.0	

## Program Expenditure Schedule

<b>Agency:</b>	<b>Department of Environmental Quality</b>
<b>Program:</b>	<b>SLI WQARF Priority Site Remediation</b>

	<b>FY 2020 Actual</b>	<b>FY 2021 Expd. Plan</b>
Dues	0.0	
Books- Subscriptions And Publications	0.0	
Costs For Digital Image Or Microfilm	0.0	
Revolving Fund Advances	0.0	
Credit Card Fees Over Approved Limit	0.0	
Relief Bill Expenditures	0.0	
Surplus Property Distr To State Agencies	0.0	
Security Services	0.0	
Judgments - Damages	0.0	
ICA Payments to Claimants Confidential	0.0	
Jdgmnt-Confidential Restitution To Indiv	0.0	
Judgments - Non-Confidential Restitution	0.0	
Judgments - Punitive And Compensatory	0.0	
Pmts Made to Resolve/Disputes/Avoid Costs of Litigation	0.0	
Pmts For Contracted State Inmate Labor	0.0	
Payments To State Inmates	0.0	
Bad Debt Expense	0.0	
Interview Expense	0.0	
Employee Relocations-Nontaxable	0.0	
Employee Relocations-Taxable	0.0	
Non-Confidential Invest/Legal/Law Enf	0.0	
Conf/Sensitive Invest/Legal/Undercover	0.0	
Fingerprinting, Background Checks, Etc.	0.0	
Other Miscellaneous Operating	0.0	
<b>Expenditure Category Total</b>	<b>0.0</b>	<b>0.0</b>
Current Year Expenditures		0.0
Capital Equipment Budget And Approp	0.0	
Vehicles Capital Purchase	0.0	
Vehicles Capital Leases	0.0	
Furniture Capital Purchase	0.0	
Depreciable Works Of Art & Hist Treas/Coll Capital Purcha	0.0	
Non Depr Works Of Art & Hist Treas/Coll Cap Purchase	0.0	
Furniture Capital Leases	0.0	
Computer Equipment Capital Purchase	0.0	
Computer Equipment Capital Lease	0.0	
Telecommunication Equip-Capital Purchase	0.0	
Telecommunication Equip-Capital Lease	0.0	
Other Equipment Capital Purchase	0.0	
Other Equipment Capital Leases	0.0	
Purchased Or Licensed Software-Website	0.0	
Internally Generated Software-Website	0.0	
Development in Progress	0.0	
Right-Of-Way/Easement/Extraction Rights	0.0	
Oth Int Assets purchased, licensed or internally generate	0.0	
Other intangible assets acquired by capital lease	0.0	
Other Capital Asset Purchases	0.0	
Leasehold Improvement-Capital Purchase	0.0	
Other Capital Asset Leases	0.0	
Non-Capital Equip Budget And Approp	0.0	

## Program Expenditure Schedule

<b>Agency:</b>	<b>Department of Environmental Quality</b>
<b>Program:</b>	<b>SLI WQARF Priority Site Remediation</b>

	<b>FY 2020 Actual</b>	<b>FY 2021 Expd. Plan</b>
Vehicles Non-Capital Purchase	0.0	
Vehicles Non-Capital Leases	0.0	
Furniture Non-Capital Purchase	0.0	
Works Of Art And Hist Treas-Non Capital	0.0	
Furniture Non-Capital Leases	0.0	
Computer Equipment Non-Capital Purchase	0.0	
Computer Equipment Non-Capital Lease	0.0	
Telecomm Equip Non-Capital Purchase	0.0	
Telecomm Equip Non-Capital Leases	0.0	
Other Equipment Non-Capital Purchase	0.0	
Weapons Non-Capital Purchase	0.0	
Other Equipment Non-Capital Lease	0.0	
Purchased Or Licensed Software/Website	0.0	
Internally Generated Software/Website	0.0	
LICENSES AND PERMITS	0.0	
Right-Of-Way/Easement/Extraction Exp	0.0	
Other Intangible Assets - Purchased, Licensed or Internall	0.0	
Noncapital Software/Web By Capital Lease	0.0	
Other Intangible Assets Acquired by Capital Lease	0.0	
Other Long Lived Tangible Assets to be Expenses	0.0	
Non-Capital Equipment Excluded from Cost Allocation	0.0	
<b>Expenditure Category Total</b>	<b>0.0</b>	<b>0.0</b>
Capital Outlay	0.0	0.0
<b>Expenditure Category Total</b>	<b>0.0</b>	<b>0.0</b>
Debt Service	0.0	0.0
<b>Expenditure Category Total</b>	<b>0.0</b>	<b>0.0</b>
Cost Allocation	169.2	0.0
<b>Expenditure Category Total</b>	<b>169.2</b>	<b>0.0</b>
<b>Non-Appropriated</b>		
EV2221-N Water Quality Assurance Revolving Fund (Non-Appropriat	169.2	0.0
	<b>169.2</b>	<b>0.0</b>
<b>Fund Source Total</b>	<b>169.2</b>	<b>0.0</b>
Transfers	0.0	15,000.0
<b>Expenditure Category Total</b>	<b>0.0</b>	<b>15,000.0</b>
<b>Appropriated</b>		
AA1000-A General Fund (Appropriated)	0.0	15,000.0
	<b>0.0</b>	<b>15,000.0</b>
<b>Fund Source Total</b>	<b>0.0</b>	<b>15,000.0</b>

## Program Summary of Expenditures and Budget Request

<b>Agency:</b>	Department of Environmental Quality
<b>Program:</b>	Water Quality

		FY 2020 Actual	FY 2021 Expd. Plan	FY 2022 Fund. Issue	FY 2022 Total Request
<b>Program Summary</b>					
4-1	Groundwater Protection	4,371.3	7,085.5	0.0	7,085.5
4-2	Surface Water Protection	3,741.9	3,637.4	1,160.0	4,797.4
4-3	Surface Water Quality Improvement Planning	5,444.7	7,585.9	0.0	7,585.9
4-4	Safe Drinking Water	3,958.5	5,167.3	0.0	5,167.3
4-5	Water Re-Use	399.1	492.8	0.0	492.8
4-6	SLI Safe Drinking Water	1,504.9	1,595.9	0.0	1,595.9
<b>Program Summary Total:</b>		19,420.4	25,564.8	1,160.0	26,724.8

<b>Expenditure Categories</b>					
0000	FTE Positions	123.1	127.8	0.0	127.8
6000	Personal Services	7,346.9	7,611.3	470.0	8,081.3
6100	Employee Related Expenses	2,820.7	2,972.2	190.0	3,162.2
6200	Professional and Outside Services	3,486.7	5,679.0	200.0	5,879.0
6500	Travel In-State	137.1	239.5	5.0	244.5
6600	Travel Out of State	22.5	82.7	0.0	82.7
6700	Food	0.0	0.0	0.0	0.0
6800	Aid to Organizations and Individuals	879.2	1,148.5	0.0	1,148.5
7000	Other Operating Expenses	855.2	3,018.9	0.0	3,018.9
8000	Equipment	71.4	37.0	0.0	37.0
8100	Capital Outlay	0.0	0.0	0.0	0.0
8600	Debt Service	0.0	0.0	0.0	0.0
9000	Cost Allocation	3,672.5	4,762.7	295.0	5,057.7
9100	Transfers	128.2	13.0	0.0	13.0
<b>Expenditure Categories Total:</b>		19,420.4	25,564.8	1,160.0	26,724.8

<b>Fund Source</b>					
<b>Appropriated Funds</b>					
EV2226-A	Air Quality Fund (Appropriated)	0.0	0.0	0.0	0.0
EV2328-A	Permit Administration (Appropriated)	0.0	0.0	0.0	0.0
EV4100-A	Water Quality Fee Fund (Appropriated)	5,968.6	9,154.8	0.0	9,154.8
EV4150-A	Safe Drinking Water Program Fund (Appropriated)	1,504.9	1,595.9	0.0	1,595.9
		7,473.5	10,750.7	0.0	10,750.7

<b>Non-Appropriated Funds</b>					
EV2000-N	Federal Grants Fund (Non-Appropriated)	4,626.7	6,778.4	0.0	6,778.4
EV2221-N	Water Quality Assurance Revolving Fund (Non-App)	1,912.8	1,500.9	0.0	1,500.9
EV2271-N	Underground Storage Tank Revolving (Non-Appro	1,351.8	1,206.0	0.0	1,206.0

## Program Summary of Expenditures and Budget Request

<b>Agency:</b>	<b>Department of Environmental Quality</b>
<b>Program:</b>	<b>Water Quality</b>

	FY 2020 Actual	FY 2021 Expd. Plan	FY 2022 Fund. Issue	FY 2022 Total Request
EV2308-N Monitoring Assistance Fund (Non-Appropriated)	824.1	767.7	0.0	767.7
EV2365-N Voluntary Vehicle Repair & Retrofit Program (Non	0.0	0.0	1,160.0	1,160.0
EV2500-N IGA and ISA Fund (Non-Appropriated)	3,201.7	4,561.1	0.0	4,561.1
EV3006-N Specific Site Judgment Fund (Non-Appropriated)	29.8	0.0	0.0	0.0
	11,946.9	14,814.1	1,160.0	15,974.1
<b>Fund Source Total:</b>	19,420.4	25,564.8	1,160.0	26,724.8



## Program Group Summary of Expenditures and Budget Request for Selected Funds

<b>Agency:</b>	Department of Environmental Quality
<b>Program:</b>	Water Quality

		FY 2020 Actual	FY 2021 Expd. Plan	FY 2022 Fund. Issue	FY 2022 Total Request
<b>Fund:</b>	<b>EV2000-N Federal Grants Fund (Non-Appropriated)</b>				
<b>Program Expenditures</b>					
	COST CENTER/PROGRAM BUDGET UNIT				
4-1	Groundwater Protection	378.2	0.0	0.0	0.0
4-2	Surface Water Protection	1,119.9	2,231.3	0.0	2,231.3
4-3	Surface Water Quality Improvement Planning	3,128.6	4,389.0	0.0	4,389.0
4-4	Safe Drinking Water	0.0	158.1	0.0	158.1
	Total	4,626.7	6,778.4	0.0	6,778.4

### Non-Appropriated Funding

#### Expenditure Categories

FTE Positions	14.7	20.5	0.0	20.5
Personal Services	1,437.0	1,578.9	0.0	1,578.9
Employee Related Expenses	568.1	615.8	0.0	615.8
Professional and Outside Services	590.3	2,108.0	0.0	2,108.0
Travel In-State	64.7	156.8	0.0	156.8
Travel Out of State	7.1	27.7	0.0	27.7
Food	0.0	0.0	0.0	0.0
Aid to Organizations and Individuals	839.1	1,148.5	0.0	1,148.5
Other Operating Expenses	173.4	125.0	0.0	125.0
Equipment	37.4	20.0	0.0	20.0
Capital Outlay	0.0	0.0	0.0	0.0
Debt Service	0.0	0.0	0.0	0.0
Cost Allocation	794.2	987.7	0.0	987.7
Transfers	115.4	10.0	0.0	10.0

<b>Expenditure Categories Total:</b>	4,626.7	6,778.4	0.0	6,778.4
--------------------------------------	---------	---------	-----	---------

<b>Fund EV2000-N Total:</b>	4,626.7	6,778.4	0.0	6,778.4
-----------------------------	---------	---------	-----	---------

## Program Group Summary of Expenditures and Budget Request for Selected Funds

<b>Agency:</b>	Department of Environmental Quality
<b>Program:</b>	Water Quality

	FY 2020 Actual	FY 2021 Expd. Plan	FY 2022 Fund. Issue	FY 2022 Total Request
--	-------------------	-----------------------	------------------------	--------------------------

<b>Fund:</b>	EV2221-N Water Quality Assurance Revolving Fund (Non-Appropriated)
--------------	--

### Program Expenditures

#### COST CENTER/PROGRAM BUDGET UNIT

4-1	Groundwater Protection	220.7	0.0	0.0	0.0
4-3	Surface Water Quality Improvement Planning	1,692.1	1,500.9	0.0	1,500.9
	Total	1,912.8	1,500.9	0.0	1,500.9

### Non-Appropriated Funding

#### Expenditure Categories

FTE Positions	14.7	8.7	0.0	8.7
Personal Services	953.4	599.4	0.0	599.4
Employee Related Expenses	366.5	228.9	0.0	228.9
Professional and Outside Services	49.8	208.2	0.0	208.2
Travel In-State	26.0	0.0	0.0	0.0
Travel Out of State	0.0	10.0	0.0	10.0
Food	0.0	0.0	0.0	0.0
Aid to Organizations and Individuals	0.0	0.0	0.0	0.0
Other Operating Expenses	79.4	81.7	0.0	81.7
Equipment	0.0	0.0	0.0	0.0
Capital Outlay	0.0	0.0	0.0	0.0
Debt Service	0.0	0.0	0.0	0.0
Cost Allocation	437.7	372.7	0.0	372.7
Transfers	0.0	0.0	0.0	0.0

<b>Expenditure Categories Total:</b>	1,912.8	1,500.9	0.0	1,500.9
--------------------------------------	---------	---------	-----	---------

<b>Fund EV2221-N Total:</b>	1,912.8	1,500.9	0.0	1,500.9
-----------------------------	---------	---------	-----	---------

## Program Group Summary of Expenditures and Budget Request for Selected Funds

<b>Agency:</b>	Department of Environmental Quality
<b>Program:</b>	Water Quality

	FY 2020 Actual	FY 2021 Expd. Plan	FY 2022 Fund. Issue	FY 2022 Total Request
--	-------------------	-----------------------	------------------------	--------------------------

<b>Fund:</b>	EV2226-A Air Quality Fund (Appropriated)
--------------	--

### Program Expenditures

#### COST CENTER/PROGRAM BUDGET UNIT

4-2	Surface Water Protection	0.0	0.0	0.0	0.0
	Total	0.0	0.0	0.0	0.0

### Appropriated Funding

#### Expenditure Categories

Personal Services	0.0	0.0	0.0	0.0
Employee Related Expenses	0.0	0.0	0.0	0.0
Professional and Outside Services	0.0	0.0	0.0	0.0
Travel In-State	0.0	0.0	0.0	0.0
Travel Out of State	0.0	0.0	0.0	0.0
Food	0.0	0.0	0.0	0.0
Aid to Organizations and Individuals	0.0	0.0	0.0	0.0
Other Operating Expenses	0.0	0.0	0.0	0.0
Equipment	0.0	0.0	0.0	0.0
Capital Outlay	0.0	0.0	0.0	0.0
Debt Service	0.0	0.0	0.0	0.0
Cost Allocation	0.0	0.0	0.0	0.0
Transfers	0.0	0.0	0.0	0.0

<b>Expenditure Categories Total:</b>	0.0	0.0	0.0	0.0
--------------------------------------	-----	-----	-----	-----

<b>Fund EV2226-A Total:</b>	0.0	0.0	0.0	0.0
-----------------------------	-----	-----	-----	-----

## Program Group Summary of Expenditures and Budget Request for Selected Funds

<b>Agency:</b>	Department of Environmental Quality
<b>Program:</b>	Water Quality

	FY 2020 Actual	FY 2021 Expd. Plan	FY 2022 Fund. Issue	FY 2022 Total Request
--	-------------------	-----------------------	------------------------	--------------------------

<b>Fund:</b>	EV2271-N Underground Storage Tank Revolving (Non-Appropriated)
--------------	--

### Program Expenditures

#### COST CENTER/PROGRAM BUDGET UNIT

4-1	Groundwater Protection	139.1	0.0	0.0	0.0
4-2	Surface Water Protection	698.1	0.0	0.0	0.0
4-3	Surface Water Quality Improvement Planning	514.6	1,206.0	0.0	1,206.0
Total		1,351.8	1,206.0	0.0	1,206.0

### Non-Appropriated Funding

#### Expenditure Categories

FTE Positions	7.1	5.6	0.0	5.6
Personal Services	435.3	463.4	0.0	463.4
Employee Related Expenses	168.1	180.7	0.0	180.7
Professional and Outside Services	375.0	250.0	0.0	250.0
Travel In-State	0.9	5.0	0.0	5.0
Travel Out of State	0.0	15.0	0.0	15.0
Food	0.0	0.0	0.0	0.0
Aid to Organizations and Individuals	40.1	0.0	0.0	0.0
Other Operating Expenses	86.6	2.0	0.0	2.0
Equipment	0.0	0.0	0.0	0.0
Capital Outlay	0.0	0.0	0.0	0.0
Debt Service	0.0	0.0	0.0	0.0
Cost Allocation	245.8	289.9	0.0	289.9
Transfers	0.0	0.0	0.0	0.0

<b>Expenditure Categories Total:</b>	1,351.8	1,206.0	0.0	1,206.0
--------------------------------------	---------	---------	-----	---------

<b>Fund EV2271-N Total:</b>	1,351.8	1,206.0	0.0	1,206.0
-----------------------------	---------	---------	-----	---------

## Program Group Summary of Expenditures and Budget Request for Selected Funds

**Agency:** Department of Environmental Quality

**Program:** Water Quality

	FY 2020 Actual	FY 2021 Expd. Plan	FY 2022 Fund. Issue	FY 2022 Total Request
--	-------------------	-----------------------	------------------------	--------------------------

**Fund:** EV2308-N Monitoring Assistance Fund (Non-Appropriated)

### Program Expenditures

COST CENTER/PROGRAM BUDGET UNIT

4-4	Safe Drinking Water	824.1	767.7	0.0	767.7
	Total	824.1	767.7	0.0	767.7

### Non-Appropriated Funding

#### Expenditure Categories

FTE Positions	1.2	1.2	0.0	1.2
Personal Services	55.8	54.5	0.0	54.5
Employee Related Expenses	21.0	20.2	0.0	20.2
Professional and Outside Services	709.0	651.0	0.0	651.0
Travel In-State	0.0	3.0	0.0	3.0
Travel Out of State	0.0	0.0	0.0	0.0
Food	0.0	0.0	0.0	0.0
Aid to Organizations and Individuals	0.0	0.0	0.0	0.0
Other Operating Expenses	5.3	5.4	0.0	5.4
Equipment	0.0	0.0	0.0	0.0
Capital Outlay	0.0	0.0	0.0	0.0
Debt Service	0.0	0.0	0.0	0.0
Cost Allocation	33.0	33.6	0.0	33.6
Transfers	0.0	0.0	0.0	0.0

<b>Expenditure Categories Total:</b>	824.1	767.7	0.0	767.7
--------------------------------------	-------	-------	-----	-------

<b>Fund EV2308-N Total:</b>	824.1	767.7	0.0	767.7
-----------------------------	-------	-------	-----	-------

## Program Group Summary of Expenditures and Budget Request for Selected Funds

<b>Agency:</b>	Department of Environmental Quality
<b>Program:</b>	Water Quality

	FY 2020 Actual	FY 2021 Expd. Plan	FY 2022 Fund. Issue	FY 2022 Total Request
--	-------------------	-----------------------	------------------------	--------------------------

<b>Fund:</b>	EV2328-A Permit Administration (Appropriated)
--------------	---

### Program Expenditures

#### COST CENTER/PROGRAM BUDGET UNIT

4-2	Surface Water Protection	0.0	0.0	0.0	0.0
	Total	0.0	0.0	0.0	0.0

### Appropriated Funding

#### Expenditure Categories

Personal Services	0.0	0.0	0.0	0.0
Employee Related Expenses	0.0	0.0	0.0	0.0
Professional and Outside Services	0.0	0.0	0.0	0.0
Travel In-State	0.0	0.0	0.0	0.0
Travel Out of State	0.0	0.0	0.0	0.0
Food	0.0	0.0	0.0	0.0
Aid to Organizations and Individuals	0.0	0.0	0.0	0.0
Other Operating Expenses	0.0	0.0	0.0	0.0
Equipment	0.0	0.0	0.0	0.0
Capital Outlay	0.0	0.0	0.0	0.0
Debt Service	0.0	0.0	0.0	0.0
Cost Allocation	0.0	0.0	0.0	0.0
Transfers	0.0	0.0	0.0	0.0

<b>Expenditure Categories Total:</b>	0.0	0.0	0.0	0.0
--------------------------------------	-----	-----	-----	-----

<b>Fund EV2328-A Total:</b>	0.0	0.0	0.0	0.0
-----------------------------	-----	-----	-----	-----

## Program Group Summary of Expenditures and Budget Request for Selected Funds

<b>Agency:</b>	Department of Environmental Quality
<b>Program:</b>	Water Quality

FY 2020 Actual	FY 2021 Expd. Plan	FY 2022 Fund. Issue	FY 2022 Total Request
-------------------	-----------------------	------------------------	--------------------------

<b>Fund:</b>	EV2365-N Voluntary Vehicle Repair & Retrofit Program (Non-Appropriated)
--------------	---

### Program Expenditures

COST CENTER/PROGRAM BUDGET UNIT

4-2	Surface Water Protection	0.0	0.0	1,160.0	1,160.0
	Total	0.0	0.0	1,160.0	1,160.0

### Non-Appropriated Funding

#### Expenditure Categories

FTE Positions	0.0	0.0	0.0	0.0
Personal Services	0.0	0.0	470.0	470.0
Employee Related Expenses	0.0	0.0	190.0	190.0
Professional and Outside Services	0.0	0.0	200.0	200.0
Travel In-State	0.0	0.0	5.0	5.0
Travel Out of State	0.0	0.0	0.0	0.0
Food	0.0	0.0	0.0	0.0
Aid to Organizations and Individuals	0.0	0.0	0.0	0.0
Other Operating Expenses	0.0	0.0	0.0	0.0
Equipment	0.0	0.0	0.0	0.0
Capital Outlay	0.0	0.0	0.0	0.0
Debt Service	0.0	0.0	0.0	0.0
Cost Allocation	0.0	0.0	295.0	295.0
Transfers	0.0	0.0	0.0	0.0

<b>Expenditure Categories Total:</b>	0.0	0.0	1,160.0	1,160.0
--------------------------------------	-----	-----	---------	---------

<b>Fund EV2365-N Total:</b>	0.0	0.0	1,160.0	1,160.0
-----------------------------	-----	-----	---------	---------

## Program Group Summary of Expenditures and Budget Request for Selected Funds

<b>Agency:</b>	Department of Environmental Quality
<b>Program:</b>	Water Quality

	FY 2020 Actual	FY 2021 Expd. Plan	FY 2022 Fund. Issue	FY 2022 Total Request
--	-------------------	-----------------------	------------------------	--------------------------

<b>Fund:</b>	EV2500-N IGA and ISA Fund (Non-Appropriated)
--------------	--

### Program Expenditures

	COST CENTER/PROGRAM BUDGET UNIT				
4-3	Surface Water Quality Improvement Planning	67.3	319.6	0.0	319.6
4-4	Safe Drinking Water	3,134.4	4,241.5	0.0	4,241.5
	Total	3,201.7	4,561.1	0.0	4,561.1

### Non-Appropriated Funding

#### Expenditure Categories

	FTE Positions	27.1	27.0	0.0	27.0
	Personal Services	1,324.2	1,341.4	0.0	1,341.4
	Employee Related Expenses	479.5	523.2	0.0	523.2
	Professional and Outside Services	711.3	1,798.8	0.0	1,798.8
	Travel In-State	(0.1)	8.9	0.0	8.9
	Travel Out of State	1.4	0.0	0.0	0.0
	Food	0.0	0.0	0.0	0.0
	Aid to Organizations and Individuals	0.0	0.0	0.0	0.0
	Other Operating Expenses	20.2	49.7	0.0	49.7
	Equipment	4.7	0.0	0.0	0.0
	Capital Outlay	0.0	0.0	0.0	0.0
	Debt Service	0.0	0.0	0.0	0.0
	Cost Allocation	660.5	839.1	0.0	839.1
	Transfers	0.0	0.0	0.0	0.0
<b>Expenditure Categories Total:</b>		3,201.7	4,561.1	0.0	4,561.1
<b>Fund EV2500-N Total:</b>		3,201.7	4,561.1	0.0	4,561.1



## Program Group Summary of Expenditures and Budget Request for Selected Funds

<b>Agency:</b>	Department of Environmental Quality
<b>Program:</b>	Water Quality

	FY 2020 Actual	FY 2021 Expd. Plan	FY 2022 Fund. Issue	FY 2022 Total Request
--	-------------------	-----------------------	------------------------	--------------------------

<b>Fund:</b>	EV3006-N Specific Site Judgment Fund (Non-Appropriated)
--------------	---

### Program Expenditures

#### COST CENTER/PROGRAM BUDGET UNIT

4-3	Surface Water Quality Improvement Planning	29.8	0.0	0.0	0.0
	Total	29.8	0.0	0.0	0.0

### Non-Appropriated Funding

#### Expenditure Categories

FTE Positions	0.4	0.0	0.0	0.0
Personal Services	16.8	0.0	0.0	0.0
Employee Related Expenses	5.7	0.0	0.0	0.0
Professional and Outside Services	0.0	0.0	0.0	0.0
Travel In-State	0.0	0.0	0.0	0.0
Travel Out of State	0.0	0.0	0.0	0.0
Food	0.0	0.0	0.0	0.0
Aid to Organizations and Individuals	0.0	0.0	0.0	0.0
Other Operating Expenses	0.0	0.0	0.0	0.0
Equipment	0.0	0.0	0.0	0.0
Capital Outlay	0.0	0.0	0.0	0.0
Debt Service	0.0	0.0	0.0	0.0
Cost Allocation	7.3	0.0	0.0	0.0
Transfers	0.0	0.0	0.0	0.0

<b>Expenditure Categories Total:</b>	29.8	0.0	0.0	0.0
--------------------------------------	------	-----	-----	-----

<b>Fund EV3006-N Total:</b>	29.8	0.0	0.0	0.0
-----------------------------	------	-----	-----	-----

## Program Group Summary of Expenditures and Budget Request for Selected Funds

<b>Agency:</b>	Department of Environmental Quality
<b>Program:</b>	Water Quality

	FY 2020 Actual	FY 2021 Expd. Plan	FY 2022 Fund. Issue	FY 2022 Total Request
--	-------------------	-----------------------	------------------------	--------------------------

<b>Fund:</b>	EV4100-A Water Quality Fee Fund (Appropriated)
--------------	--

### Program Expenditures

#### COST CENTER/PROGRAM BUDGET UNIT

4-1	Groundwater Protection	3,633.3	7,085.5	0.0	7,085.5
4-2	Surface Water Protection	1,923.9	1,406.1	0.0	1,406.1
4-3	Surface Water Quality Improvement Planning	12.3	170.4	0.0	170.4
4-5	Water Re-Use	399.1	492.8	0.0	492.8
	<b>Total</b>	<b>5,968.6</b>	<b>9,154.8</b>	<b>0.0</b>	<b>9,154.8</b>

### Appropriated Funding

#### Expenditure Categories

FTE Positions	42.4	48.2	0.0	48.2
Personal Services	2,460.2	2,919.8	0.0	2,919.8
Employee Related Expenses	958.7	1,153.2	0.0	1,153.2
Professional and Outside Services	979.0	552.5	0.0	552.5
Travel In-State	20.0	45.0	0.0	45.0
Travel Out of State	9.5	20.0	0.0	20.0
Food	0.0	0.0	0.0	0.0
Aid to Organizations and Individuals	0.0	0.0	0.0	0.0
Other Operating Expenses	364.1	2,627.4	0.0	2,627.4
Equipment	18.9	4.0	0.0	4.0
Capital Outlay	0.0	0.0	0.0	0.0
Debt Service	0.0	0.0	0.0	0.0
Cost Allocation	1,158.2	1,832.9	0.0	1,832.9
Transfers	0.0	0.0	0.0	0.0

<b>Expenditure Categories Total:</b>	<b>5,968.6</b>	<b>9,154.8</b>	<b>0.0</b>	<b>9,154.8</b>
--------------------------------------	----------------	----------------	------------	----------------

<b>Fund EV4100-A Total:</b>	<b>5,968.6</b>	<b>9,154.8</b>	<b>0.0</b>	<b>9,154.8</b>
-----------------------------	----------------	----------------	------------	----------------

## Program Group Summary of Expenditures and Budget Request for Selected Funds

<b>Agency:</b>	Department of Environmental Quality
<b>Program:</b>	Water Quality

		FY 2020 Actual	FY 2021 Expd. Plan	FY 2022 Fund. Issue	FY 2022 Total Request
<b>Fund:</b>	<b>EV4150-A Safe Drinking Water Program Fund (Appropriated)</b>				
<b>Program Expenditures</b>					
	COST CENTER/PROGRAM BUDGET UNIT				
4-4	Safe Drinking Water	0.0	0.0	0.0	0.0
4-5	Water Re-Use	0.0	0.0	0.0	0.0
4-6	SLI Safe Drinking Water	1,504.9	1,595.9	0.0	1,595.9
	Total	1,504.9	1,595.9	0.0	1,595.9

### Appropriated Funding

#### Expenditure Categories

FTE Positions	15.6	16.6	0.0	16.6
Personal Services	664.2	653.9	0.0	653.9
Employee Related Expenses	253.1	250.2	0.0	250.2
Professional and Outside Services	72.3	110.5	0.0	110.5
Travel In-State	25.6	20.8	0.0	20.8
Travel Out of State	4.5	10.0	0.0	10.0
Food	0.0	0.0	0.0	0.0
Aid to Organizations and Individuals	0.0	0.0	0.0	0.0
Other Operating Expenses	126.2	127.7	0.0	127.7
Equipment	10.4	13.0	0.0	13.0
Capital Outlay	0.0	0.0	0.0	0.0
Debt Service	0.0	0.0	0.0	0.0
Cost Allocation	335.8	406.8	0.0	406.8
Transfers	12.8	3.0	0.0	3.0
<b>Expenditure Categories Total:</b>	<b>1,504.9</b>	<b>1,595.9</b>	<b>0.0</b>	<b>1,595.9</b>
<b>Fund EV4150-A Total:</b>	<b>1,504.9</b>	<b>1,595.9</b>	<b>0.0</b>	<b>1,595.9</b>
<b>Program 4 Total:</b>	<b>19,420.4</b>	<b>25,564.8</b>	<b>1,160.0</b>	<b>26,724.8</b>

## Program Budget Unit Summary of Expenditures and Budget Request for All Funds

<b>Agency:</b>	Department of Environmental Quality
<b>Program:</b>	Groundwater Protection

<b>Expenditure Categories</b>		<b>FY 2020</b>	<b>FY 2021</b>	<b>FY 2022</b>	<b>FY 2022</b>
		<b>Actual</b>	<b>Expd. Plan</b>	<b>Fund. Issue</b>	<b>Total Request</b>
0000	FTE	27.8	32.7	0.0	32.7
6000	Personal Services	1,839.1	2,013.3	0.0	2,013.3
6100	Employee Related Expenses	710.6	798.5	0.0	798.5
6200	Professional and Outside Services	658.7	520.5	0.0	520.5
6500	Travel In-State	27.8	45.0	0.0	45.0
6600	Travel Out of State	4.4	20.0	0.0	20.0
6700	Food	0.0	0.0	0.0	0.0
6800	Aid to Organizations and Individuals	0.0	0.0	0.0	0.0
7000	Other Operating Expenses	227.6	2,418.9	0.0	2,418.9
8000	Equipment	18.9	4.0	0.0	4.0
8100	Capital Outlay	0.0	0.0	0.0	0.0
8600	Debt Service	0.0	0.0	0.0	0.0
9000	Cost Allocation	884.2	1,265.3	0.0	1,265.3
9100	Transfers	0.0	0.0	0.0	0.0
<b>Expenditure Categories Total:</b>		4,371.3	7,085.5	0.0	7,085.5
<b>Fund Source</b>					
<b>Appropriated Funds</b>					
EV4100-A	Water Quality Fee Fund (Appropriated)	3,633.3	7,085.5	0.0	7,085.5
		3,633.3	7,085.5	0.0	7,085.5
<b>Non-Appropriated Funds</b>					
EV2000-N	Federal Grants Fund (Non-Appropriated)	378.2	0.0	0.0	0.0
EV2221-N	Water Quality Assurance Revolving Fund (Non-Ap	220.7	0.0	0.0	0.0
EV2271-N	Underground Storage Tank Revolving (Non-Appro	139.1	0.0	0.0	0.0
		738.0	0.0	0.0	0.0
<b>Fund Source Total:</b>		4,371.3	7,085.5	0.0	7,085.5

## Program Budget Unit Summary of Expenditures and Budget Request for Selected Funds

**Agency:** Department of Environmental Quality

FY 2020 Actual	FY 2021 Expd. Plan	FY 2022 Fund. Issue	FY 2022 Total Request
-------------------	-----------------------	------------------------	--------------------------

**Program:** Groundwater Protection

**Fund:** EV2000-N Federal Grants Fund

**Non-Appropriated**

0000	FTE	2.0	0.0	0.0	0.0
6000	Personal Services	200.8	0.0	0.0	0.0
6100	Employee Related Expenses	68.9	0.0	0.0	0.0
6200	Professional and Outside Services	5.7	0.0	0.0	0.0
6500	Travel In-State	10.0	0.0	0.0	0.0
6600	Travel Out of State	0.0	0.0	0.0	0.0
6700	Food	0.0	0.0	0.0	0.0
6800	Aid to Organizations and Individuals	0.0	0.0	0.0	0.0
7000	Other Operating Expenses	1.5	0.0	0.0	0.0
8000	Equipment	0.0	0.0	0.0	0.0
8100	Capital Outlay	0.0	0.0	0.0	0.0
8600	Debt Service	0.0	0.0	0.0	0.0
9000	Cost Allocation	91.3	0.0	0.0	0.0
9100	Transfers	0.0	0.0	0.0	0.0

<b>Non-Appropriated Total:</b>	378.2	0.0	0.0	0.0
--------------------------------	-------	-----	-----	-----

<b>Fund Total:</b>	378.2	0.0	0.0	0.0
--------------------	-------	-----	-----	-----

**Fund:** EV2221-N Water Quality Assurance Revolving Fund

**Non-Appropriated**

0000	FTE	1.8	0.0	0.0	0.0
6000	Personal Services	113.8	0.0	0.0	0.0
6100	Employee Related Expenses	44.9	0.0	0.0	0.0
6200	Professional and Outside Services	0.0	0.0	0.0	0.0
6500	Travel In-State	0.0	0.0	0.0	0.0
6600	Travel Out of State	0.0	0.0	0.0	0.0
6700	Food	0.0	0.0	0.0	0.0
6800	Aid to Organizations and Individuals	0.0	0.0	0.0	0.0
7000	Other Operating Expenses	10.4	0.0	0.0	0.0
8000	Equipment	0.0	0.0	0.0	0.0
8100	Capital Outlay	0.0	0.0	0.0	0.0

## Program Budget Unit Summary of Expenditures and Budget Request for Selected Funds

**Agency:** Department of Environmental Quality

	FY 2020 Actual	FY 2021 Expd. Plan	FY 2022 Fund. Issue	FY 2022 Total Request
--	-------------------	-----------------------	------------------------	--------------------------

**Program:** Groundwater Protection

**Fund:** EV2221-N Water Quality Assurance Revolving Fund

**Non-Appropriated**

8600 Debt Service	0.0	0.0	0.0	0.0
9000 Cost Allocation	51.6	0.0	0.0	0.0
9100 Transfers	0.0	0.0	0.0	0.0

<b>Non-Appropriated Total:</b>	220.7	0.0	0.0	0.0
--------------------------------	-------	-----	-----	-----

<b>Fund Total:</b>	220.7	0.0	0.0	0.0
--------------------	-------	-----	-----	-----

**Fund:** EV2271-N Underground Storage Tank Revolving

**Non-Appropriated**

0000 FTE	1.0	0.0	0.0	0.0
6000 Personal Services	76.0	0.0	0.0	0.0
6100 Employee Related Expenses	29.0	0.0	0.0	0.0
6200 Professional and Outside Services	0.0	0.0	0.0	0.0
6500 Travel In-State	0.0	0.0	0.0	0.0
6600 Travel Out of State	0.0	0.0	0.0	0.0
6700 Food	0.0	0.0	0.0	0.0
6800 Aid to Organizations and Individuals	0.0	0.0	0.0	0.0
7000 Other Operating Expenses	0.0	0.0	0.0	0.0
8000 Equipment	0.0	0.0	0.0	0.0
8100 Capital Outlay	0.0	0.0	0.0	0.0
8600 Debt Service	0.0	0.0	0.0	0.0
9000 Cost Allocation	34.1	0.0	0.0	0.0
9100 Transfers	0.0	0.0	0.0	0.0

<b>Non-Appropriated Total:</b>	139.1	0.0	0.0	0.0
--------------------------------	-------	-----	-----	-----

<b>Fund Total:</b>	139.1	0.0	0.0	0.0
--------------------	-------	-----	-----	-----

**Fund:** EV4100-A Water Quality Fee Fund

**Appropriated**

0000 FTE	23.0	32.7	0.0	32.7
6000 Personal Services	1,448.5	2,013.3	0.0	2,013.3
6100 Employee Related Expenses	567.8	798.5	0.0	798.5

## Program Budget Unit Summary of Expenditures and Budget Request for Selected Funds

**Agency:** Department of Environmental Quality

FY 2020 Actual	FY 2021 Expd. Plan	FY 2022 Fund. Issue	FY 2022 Total Request
-------------------	-----------------------	------------------------	--------------------------

**Program:** Groundwater Protection

**Fund:** EV4100-A Water Quality Fee Fund

**Appropriated**

6200 Professional and Outside Services	653.0	520.5	0.0	520.5
6500 Travel In-State	17.8	45.0	0.0	45.0
6600 Travel Out of State	4.4	20.0	0.0	20.0
6700 Food	0.0	0.0	0.0	0.0
6800 Aid to Organizations and Individuals	0.0	0.0	0.0	0.0
7000 Other Operating Expenses	215.7	2,418.9	0.0	2,418.9
8000 Equipment	18.9	4.0	0.0	4.0
8100 Capital Outlay	0.0	0.0	0.0	0.0
8600 Debt Service	0.0	0.0	0.0	0.0
9000 Cost Allocation	707.2	1,265.3	0.0	1,265.3
9100 Transfers	0.0	0.0	0.0	0.0

<b>Appropriated Total:</b>	3,633.3	7,085.5	0.0	7,085.5
----------------------------	---------	---------	-----	---------

<b>Fund Total:</b>	3,633.3	7,085.5	0.0	7,085.5
--------------------	---------	---------	-----	---------

<b>Program Total For Selected Funds:</b>	4,371.3	7,085.5	0.0	7,085.5
--	---------	---------	-----	---------

## Program Expenditure Schedule

<b>Agency:</b>	Department of Environmental Quality
<b>Program:</b>	Groundwater Protection

	<b>FY 2020 Actual</b>	<b>FY 2021 Expd. Plan</b>
FTE	27.8	32.7
<b>Expenditure Category Total</b>	<b>27.8</b>	<b>32.7</b>
<b>Appropriated</b>		
EV4100-A Water Quality Fee Fund (Appropriated)	23.0	32.7
	<b>23.0</b>	<b>32.7</b>
<b>Non-Appropriated</b>		
EV2000-N Federal Grants Fund (Non-Appropriated)	2.0	0.0
EV2221-N Water Quality Assurance Revolving Fund (Non-Appropriat	1.8	0.0
EV2271-N Underground Storage Tank Revolving (Non-Appropriated)	1.0	0.0
	<b>4.8</b>	<b>0.0</b>
<b>Fund Source Total</b>	<b>27.8</b>	<b>32.7</b>
<hr/>		
Personal Services	1,839.1	2,013.3
Boards and Commissions	0.0	0.0
<b>Expenditure Category Total</b>	<b>1,839.1</b>	<b>2,013.3</b>
<b>Appropriated</b>		
EV4100-A Water Quality Fee Fund (Appropriated)	1,448.5	2,013.3
	<b>1,448.5</b>	<b>2,013.3</b>
<b>Non-Appropriated</b>		
EV2000-N Federal Grants Fund (Non-Appropriated)	200.8	0.0
EV2221-N Water Quality Assurance Revolving Fund (Non-Appropriat	113.8	0.0
EV2271-N Underground Storage Tank Revolving (Non-Appropriated)	76.0	0.0
	<b>390.6</b>	<b>0.0</b>
<b>Fund Source Total</b>	<b>1,839.1</b>	<b>2,013.3</b>
<hr/>		
Employee Related Expenses	710.6	798.5
<b>Expenditure Category Total</b>	<b>710.6</b>	<b>798.5</b>
<b>Appropriated</b>		
EV4100-A Water Quality Fee Fund (Appropriated)	567.8	798.5
	<b>567.8</b>	<b>798.5</b>
<b>Non-Appropriated</b>		
EV2000-N Federal Grants Fund (Non-Appropriated)	68.9	0.0
EV2221-N Water Quality Assurance Revolving Fund (Non-Appropriat	44.9	0.0
EV2271-N Underground Storage Tank Revolving (Non-Appropriated)	29.0	0.0
	<b>142.8</b>	<b>0.0</b>
<b>Fund Source Total</b>	<b>710.6</b>	<b>798.5</b>
<hr/>		
Professional and Outside Services		520.5
External Prof/Outside Serv Budg And Appn	0.0	
External Investment Services	0.0	
Other External Financial Services	0.0	
Attorney General Legal Services	96.0	
External Legal Services	0.0	
External Engineer/Architect Cost - Exp	0.0	
External Engineer/Architect Cost- Cap	0.0	
Other Design	0.0	
Temporary Agency Services	150.0	
Hospital Services	0.0	
Other Medical Services	0.0	
Institutional Care	0.0	



## Program Expenditure Schedule

<b>Agency:</b>	Department of Environmental Quality
<b>Program:</b>	Groundwater Protection

	FY 2020 Actual	FY 2021 Expd. Plan
Education And Training	1.5	
Vendor Travel	0.0	
Professional & Outside Services Excluded from Cost Alloca	0.0	
Vendor Travel - Non Reportable	0.0	
External Telecom Consulting Services	0.0	
Costs related to those in custody of the State	0.0	
Non - Confidential Specialist Fees	5.5	
Confidential Specialist Fees	0.0	
Outside Actuarial Costs	0.0	
Other Professional And Outside Services	405.7	
<b>Expenditure Category Total</b>	<b>658.7</b>	<b>520.5</b>
<b>Appropriated</b>		
EV4100-A Water Quality Fee Fund (Appropriated)	653.0	520.5
	<b>653.0</b>	<b>520.5</b>
<b>Non-Appropriated</b>		
EV2000-N Federal Grants Fund (Non-Appropriated)	5.7	0.0
	<b>5.7</b>	<b>0.0</b>
<b>Fund Source Total</b>	<b>658.7</b>	<b>520.5</b>
Travel In-State	27.8	45.0
<b>Expenditure Category Total</b>	<b>27.8</b>	<b>45.0</b>
<b>Appropriated</b>		
EV4100-A Water Quality Fee Fund (Appropriated)	17.8	45.0
	<b>17.8</b>	<b>45.0</b>
<b>Non-Appropriated</b>		
EV2000-N Federal Grants Fund (Non-Appropriated)	10.0	0.0
	<b>10.0</b>	<b>0.0</b>
<b>Fund Source Total</b>	<b>27.8</b>	<b>45.0</b>
Travel Out of State	4.4	20.0
<b>Expenditure Category Total</b>	<b>4.4</b>	<b>20.0</b>
<b>Appropriated</b>		
EV4100-A Water Quality Fee Fund (Appropriated)	4.4	20.0
	<b>4.4</b>	<b>20.0</b>
<b>Fund Source Total</b>	<b>4.4</b>	<b>20.0</b>
Food	0.0	0.0
<b>Expenditure Category Total</b>	<b>0.0</b>	<b>0.0</b>
Aid to Organizations and Individuals	0.0	0.0
<b>Expenditure Category Total</b>	<b>0.0</b>	<b>0.0</b>
Other Operating Expenses		2,418.9
Other Operating Expenditures Budg Approp	0.0	
Other Operating Expenditures Excluded from Cost Allocati	0.0	
Risk Management Charges To State Agency	0.0	
Risk Management Deductible - Indemnity	0.0	
Risk Management Deductible - Legal	0.0	
Risk Management Deductible - Medical	0.0	

## Program Expenditure Schedule

<b>Agency:</b>	<b>Department of Environmental Quality</b>
<b>Program:</b>	<b>Groundwater Protection</b>

	FY 2020 Actual	FY 2021 Expd. Plan
Risk Management Deductible - Other	0.0	
Gen Liab- Non Physical-Taxable- Self Ins	0.0	
Gross Proceeds Payments To Attorneys	0.0	
General Liability- Non-Taxable- Self Ins	0.0	
Medical Malpractice - Self-Insured	0.0	
Automobile Liability - Self Insured	0.0	
General Property Damage - Self- Insured	0.0	
Automobile Physical Damage-Self Insured	0.0	
Liability Insurance Premiums	0.0	
Property Insurance Premiums	0.0	
Workers Compensation Benefit Payments	0.0	
Self Insurance - Administrative Fees	0.0	
Self Insurance - Premiums	0.0	
Self Insurance - Claim Payments	0.0	
Self Insurance - Pharmacy Claims	0.0	
Premium Tax On Altcs	0.0	
Other Insurance-Related Charges	0.0	
Internal Service Data Processing	0.0	
Internal Service Data Proc- Pc/Lan	0.0	
External Programming-Mainframe/Legacy	0.0	
External Programming- Pc/Lan/Serv/Web	0.0	
External Data Entry	0.0	
Othr External Data Proc-Mainframe/Legacy	0.0	
Othr External Data Proc-Pc/Lan/Serv/Web	0.0	
Pmt for AFIS Development & Usage	0.0	
Internal Service Telecommunications	0.0	
External Telecom Long Distance-In-State	5.7	
External Telecom Long Distance-Out-State	0.0	
Other External Telecommunication Service	0.0	
Electricity	0.0	
Sanitation Waste Disposal	0.0	
Water	0.0	
Gas And Fuel Oil For Buildings	0.0	
Other Utilities	0.0	
Building Rent Charges To State Agencies	0.0	
Priv Lease To Own Bld Rent Chrgs To Agy	0.0	
Cert Of Part Bld Rent Chrgs To Agy	180.3	
Rental Of Land And Buildings	0.0	
Rental Of Computer Equipment	0.0	
Rental Of Other Machinery And Equipment	0.0	
Miscellaneous Rent	0.0	
Interest On Overdue Payments	0.0	
All Other Interest Payments	0.0	
Internal Acct/Budg/Financial Svcs	0.0	
Other Internal Services	0.0	
Repair And Maintenance - Buildings	0.0	
Repair And Maintenance - Vehicles	0.6	
Repair And Maint - Mainframe And Legacy	0.0	
Repair And Maint-Pc/Lan/Serv/Web	0.0	
Repair And Maintenance - Other Equipment	0.0	
Other Repair And Maintenance	0.0	

## Program Expenditure Schedule

<b>Agency:</b>	<b>Department of Environmental Quality</b>
<b>Program:</b>	<b>Groundwater Protection</b>

	FY 2020 Actual	FY 2021 Expd. Plan
Software Support And Maintenance	0.0	
Uniforms	0.9	
Inmate Clothing	0.0	
Security Supplies	0.0	
Office Supplies	2.3	
Computer Supplies	0.7	
Housekeeping Supplies	0.0	
Bedding And Bath Supplies	0.0	
Drugs And Medicine Supplies	0.0	
Medical Supplies	0.0	
Dental Supplies	0.0	
Automotive And Transportation Fuels	0.0	
Automotive Lubricants And Supplies	0.0	
Rpr And Maint Supplies-Not Auto Or Build	0.0	
Repair And Maintenance Supplies-Building	0.0	
Other Operating Supplies	(0.7)	
Publications	0.0	
Aggregate Withheld Or Paid Commissions	0.0	
Lottery Prizes	0.0	
Lottery Distribution Costs	0.0	
Material for Further Processing	0.0	
Other Resale Supplies	0.0	
Loss On Sales Of Capital Assets	0.0	
Loss on Sales of Investments	0.0	
Employee Tuition Reimbursement-Graduate	0.0	
Employee Tuition Reimb Under-Grad/Other	0.7	
Conference Registration-Attendance Fees	7.5	
Other Education And Training Costs	0.2	
Advertising	6.8	
Sponsorships	0.0	
Internal Printing	0.0	
External Printing	19.2	
Photography	0.0	
Postage And Delivery	0.0	
Document shredding and Destruction Services	0.0	
Translation and Sign Language Services	0.0	
Distribution To State Universities	0.0	
Other Intrastate Distributions	0.0	
Awards	0.0	
Entertainment And Promotional Items	0.0	
Dues	0.5	
Books- Subscriptions And Publications	1.0	
Costs For Digital Image Or Microfilm	0.0	
Revolving Fund Advances	0.0	
Credit Card Fees Over Approved Limit	0.0	
Relief Bill Expenditures	0.0	
Surplus Property Distr To State Agencies	0.0	
Security Services	0.0	
Judgments - Damages	0.0	
ICA Payments to Claimants Confidential	0.0	
Jdgmnt-Confidential Restitution To Indiv	0.0	

## Program Expenditure Schedule

<b>Agency:</b>	<b>Department of Environmental Quality</b>
<b>Program:</b>	<b>Groundwater Protection</b>

	<b>FY 2020 Actual</b>	<b>FY 2021 Expd. Plan</b>
Judgments - Non-Confidential Restitution	0.0	
Judgments - Punitive And Compensatory	0.0	
Pmts Made to Resolve/Disputes/Avoid Costs of Litigation	0.0	
Pmts For Contracted State Inmate Labor	0.0	
Payments To State Inmates	0.0	
Bad Debt Expense	0.0	
Interview Expense	0.0	
Employee Relocations-Nontaxable	2.0	
Employee Relocations-Taxable	0.0	
Non-Confidential Invest/Legal/Law Enf	0.0	
Conf/Sensitive Invest/Legal/Undercover	0.0	
Fingerprinting, Background Checks, Etc.	0.0	
Other Miscellaneous Operating	(0.1)	
<b>Expenditure Category Total</b>	<b>227.6</b>	<b>2,418.9</b>
<b>Appropriated</b>		
EV4100-A Water Quality Fee Fund (Appropriated)	215.7	2,418.9
	<b>215.7</b>	<b>2,418.9</b>
<b>Non-Appropriated</b>		
EV2000-N Federal Grants Fund (Non-Appropriated)	1.5	0.0
EV2221-N Water Quality Assurance Revolving Fund (Non-Appropriat	10.4	0.0
	<b>11.9</b>	<b>0.0</b>
<b>Fund Source Total</b>	<b>227.6</b>	<b>2,418.9</b>

Current Year Expenditures		4.0
Capital Equipment Budget And Approp	0.0	
Vehicles Capital Purchase	0.0	
Vehicles Capital Leases	0.0	
Furniture Capital Purchase	0.0	
Depreciable Works Of Art & Hist Treas/Coll Capital Purcha	0.0	
Non Depr Works Of Art & Hist Treas/Coll Cap Purchase	0.0	
Furniture Capital Leases	0.0	
Computer Equipment Capital Purchase	0.0	
Computer Equipment Capital Lease	0.0	
Telecommunication Equip-Capital Purchase	0.0	
Telecommunication Equip-Capital Lease	0.0	
Other Equipment Capital Purchase	0.0	
Other Equipment Capital Leases	0.0	
Purchased Or Licensed Software-Website	0.0	
Internally Generated Software-Website	0.0	
Development in Progress	0.0	
Right-Of-Way/Easement/Extraction Rights	0.0	
Oth Int Assets purchased, licensed or internally generate	0.0	
Other intangible assets acquired by capital lease	0.0	
Other Capital Asset Purchases	0.0	
Leasehold Improvement-Capital Purchase	0.0	
Other Capital Asset Leases	0.0	
Non-Capital Equip Budget And Approp	0.0	
Vehicles Non-Capital Purchase	0.0	
Vehicles Non-Capital Leases	0.0	
Furniture Non-Capital Purchase	7.8	
Works Of Art And Hist Treas-Non Capital	0.0	

## Program Expenditure Schedule

<b>Agency:</b>	<b>Department of Environmental Quality</b>
<b>Program:</b>	<b>Groundwater Protection</b>

	<b>FY 2020 Actual</b>	<b>FY 2021 Expd. Plan</b>
Furniture Non-Capital Leases	0.0	
Computer Equipment Non-Capital Purchase	10.1	
Computer Equipment Non-Capital Lease	0.0	
Telecomm Equip Non-Capital Purchase	0.0	
Telecomm Equip Non-Capital Leases	0.0	
Other Equipment Non-Capital Purchase	1.0	
Weapons Non-Capital Purchase	0.0	
Other Equipment Non-Capital Lease	0.0	
Purchased Or Licensed Software/Website	0.0	
Internally Generated Software/Website	0.0	
LICENSES AND PERMITS	0.0	
Right-Of-Way/Easement/Extraction Exp	0.0	
Other Intangible Assets - Purchased, Licensed or Internall	0.0	
Noncapital Software/Web By Capital Lease	0.0	
Other Intangible Assets Acquired by Capital Lease	0.0	
Other Long Lived Tangible Assets to be Expenses	0.0	
Non-Capital Equipment Excluded from Cost Allocation	0.0	
<b>Expenditure Category Total</b>	<b>18.9</b>	<b>4.0</b>
<b>Appropriated</b>		
EV4100-A Water Quality Fee Fund (Appropriated)	18.9	4.0
<b>Fund Source Total</b>	<b>18.9</b>	<b>4.0</b>
Capital Outlay	0.0	0.0
<b>Expenditure Category Total</b>	<b>0.0</b>	<b>0.0</b>
Debt Service	0.0	0.0
<b>Expenditure Category Total</b>	<b>0.0</b>	<b>0.0</b>
Cost Allocation	884.2	1,265.3
<b>Expenditure Category Total</b>	<b>884.2</b>	<b>1,265.3</b>
<b>Appropriated</b>		
EV4100-A Water Quality Fee Fund (Appropriated)	707.2	1,265.3
<b>Fund Source Total</b>	<b>707.2</b>	<b>1,265.3</b>
<b>Non-Appropriated</b>		
EV2000-N Federal Grants Fund (Non-Appropriated)	91.3	0.0
EV2221-N Water Quality Assurance Revolving Fund (Non-Appropriat	51.6	0.0
EV2271-N Underground Storage Tank Revolving (Non-Appropriated)	34.1	0.0
<b>Fund Source Total</b>	<b>177.0</b>	<b>0.0</b>
Transfers	0.0	0.0
<b>Expenditure Category Total</b>	<b>0.0</b>	<b>0.0</b>

<b>Employee Retirement Coverage</b>			
<b>Retirement System</b>	<b>FTE</b>	<b>Personal Services</b>	<b>Fund#</b>
Arizona State Retirement System	0.0	0.0	ED9210-N
Arizona State Retirement System	0.0	0.0	EV2221-N

# Program Expenditure Schedule

Agency:	Department of Environmental Quality
Program:	Groundwater Protection

		FY 2020 Actual	FY 2021 Expd. Plan	
Arizona State Retirement System	0.0	0.0	EV2271-N	
Arizona State Retirement System	32.7	2,013.3	EV4100-A	

Combined Regular & Elected Positions At/Above  
FICA Maximum of \$142,800

Total FTE	Personal Services	FTE's not eligible for Health, Dental & Life
0.0	0.0	0.0

## Program Budget Unit Summary of Expenditures and Budget Request for All Funds

<b>Agency:</b>	Department of Environmental Quality
<b>Program:</b>	Surface Water Protection

Expenditure Categories		FY 2020	FY 2021	FY 2022	FY 2022
		Actual	Expd. Plan	Fund. Issue	Total Request
0000	FTE	27.0	25.9	0.0	25.9
6000	Personal Services	1,447.3	1,435.5	470.0	1,905.5
6100	Employee Related Expenses	551.8	560.3	190.0	750.3
6200	Professional and Outside Services	788.9	507.3	200.0	707.3
6500	Travel In-State	8.3	20.0	5.0	25.0
6600	Travel Out of State	8.9	16.5	0.0	16.5
6700	Food	0.0	0.0	0.0	0.0
6800	Aid to Organizations and Individuals	40.1	43.5	0.0	43.5
7000	Other Operating Expenses	196.9	151.1	0.0	151.1
8000	Equipment	7.5	0.0	0.0	0.0
8100	Capital Outlay	0.0	0.0	0.0	0.0
8600	Debt Service	0.0	0.0	0.0	0.0
9000	Cost Allocation	692.2	898.2	295.0	1,193.2
9100	Transfers	0.0	5.0	0.0	5.0
<b>Expenditure Categories Total:</b>		3,741.9	3,637.4	1,160.0	4,797.4
Fund Source					
<b>Appropriated Funds</b>					
EV2226-A	Air Quality Fund (Appropriated)	0.0	0.0	0.0	0.0
EV2328-A	Permit Administration (Appropriated)	0.0	0.0	0.0	0.0
EV4100-A	Water Quality Fee Fund (Appropriated)	1,923.9	1,406.1	0.0	1,406.1
		1,923.9	1,406.1	0.0	1,406.1
<b>Non-Appropriated Funds</b>					
EV2000-N	Federal Grants Fund (Non-Appropriated)	1,119.9	2,231.3	0.0	2,231.3
EV2271-N	Underground Storage Tank Revolving (Non-Appro	698.1	0.0	0.0	0.0
EV2365-N	Voluntary Vehicle Repair & Retrofit Program (Non	0.0	0.0	1,160.0	1,160.0
		1,818.0	2,231.3	1,160.0	3,391.3
<b>Fund Source Total:</b>		3,741.9	3,637.4	1,160.0	4,797.4

## Program Budget Unit Summary of Expenditures and Budget Request for Selected Funds

**Agency:** Department of Environmental Quality

FY 2020 Actual	FY 2021 Expd. Plan	FY 2022 Fund. Issue	FY 2022 Total Request
-------------------	-----------------------	------------------------	--------------------------

**Program:** Surface Water Protection

**Fund:** EV2000-N Federal Grants Fund

### Non-Appropriated

0000	FTE	5.1	10.4	0.0	10.4
6000	Personal Services	451.9	796.5	0.0	796.5
6100	Employee Related Expenses	173.4	310.7	0.0	310.7
6200	Professional and Outside Services	223.1	507.3	0.0	507.3
6500	Travel In-State	6.4	20.0	0.0	20.0
6600	Travel Out of State	3.8	16.5	0.0	16.5
6700	Food	0.0	0.0	0.0	0.0
6800	Aid to Organizations and Individuals	0.0	43.5	0.0	43.5
7000	Other Operating Expenses	29.4	33.5	0.0	33.5
8000	Equipment	7.5	0.0	0.0	0.0
8100	Capital Outlay	0.0	0.0	0.0	0.0
8600	Debt Service	0.0	0.0	0.0	0.0
9000	Cost Allocation	224.4	498.3	0.0	498.3
9100	Transfers	0.0	5.0	0.0	5.0

<b>Non-Appropriated Total:</b>	1,119.9	2,231.3	0.0	2,231.3
--------------------------------	---------	---------	-----	---------

<b>Fund Total:</b>	1,119.9	2,231.3	0.0	2,231.3
--------------------	---------	---------	-----	---------

**Fund:** EV2226-A Air Quality Fund

### Appropriated

6000	Personal Services	0.0	0.0	0.0	0.0
6100	Employee Related Expenses	0.0	0.0	0.0	0.0
6200	Professional and Outside Services	0.0	0.0	0.0	0.0
6500	Travel In-State	0.0	0.0	0.0	0.0
6600	Travel Out of State	0.0	0.0	0.0	0.0
6700	Food	0.0	0.0	0.0	0.0
6800	Aid to Organizations and Individuals	0.0	0.0	0.0	0.0
7000	Other Operating Expenses	0.0	0.0	0.0	0.0
8000	Equipment	0.0	0.0	0.0	0.0
8100	Capital Outlay	0.0	0.0	0.0	0.0



## Program Budget Unit Summary of Expenditures and Budget Request for Selected Funds

**Agency:** Department of Environmental Quality

FY 2020 Actual	FY 2021 Expd. Plan	FY 2022 Fund. Issue	FY 2022 Total Request
-------------------	-----------------------	------------------------	--------------------------

**Program:** Surface Water Protection

**Fund:** EV2226-A Air Quality Fund

**Appropriated**

8600	Debt Service	0.0	0.0	0.0	0.0
9000	Cost Allocation	0.0	0.0	0.0	0.0
9100	Transfers	0.0	0.0	0.0	0.0
<b>Appropriated Total:</b>		0.0	0.0	0.0	0.0
<b>Fund Total:</b>		0.0	0.0	0.0	0.0

**Fund:** EV2271-N Underground Storage Tank Revolving

**Non-Appropriated**

0000	FTE	2.5	0.0	0.0	0.0
6000	Personal Services	185.6	0.0	0.0	0.0
6100	Employee Related Expenses	65.6	0.0	0.0	0.0
6200	Professional and Outside Services	249.8	0.0	0.0	0.0
6500	Travel In-State	0.0	0.0	0.0	0.0
6600	Travel Out of State	0.0	0.0	0.0	0.0
6700	Food	0.0	0.0	0.0	0.0
6800	Aid to Organizations and Individuals	40.1	0.0	0.0	0.0
7000	Other Operating Expenses	41.2	0.0	0.0	0.0
8000	Equipment	0.0	0.0	0.0	0.0
8100	Capital Outlay	0.0	0.0	0.0	0.0
8600	Debt Service	0.0	0.0	0.0	0.0
9000	Cost Allocation	115.8	0.0	0.0	0.0
9100	Transfers	0.0	0.0	0.0	0.0
<b>Non-Appropriated Total:</b>		698.1	0.0	0.0	0.0
<b>Fund Total:</b>		698.1	0.0	0.0	0.0

**Fund:** EV2328-A Permit Administration

**Appropriated**

6000	Personal Services	0.0	0.0	0.0	0.0
6100	Employee Related Expenses	0.0	0.0	0.0	0.0

## Program Budget Unit Summary of Expenditures and Budget Request for Selected Funds

**Agency:** Department of Environmental Quality

FY 2020 Actual	FY 2021 Expd. Plan	FY 2022 Fund. Issue	FY 2022 Total Request
-------------------	-----------------------	------------------------	--------------------------

**Program:** Surface Water Protection

**Fund:** EV2328-A Permit Administration

**Appropriated**

6200 Professional and Outside Services	0.0	0.0	0.0	0.0
6500 Travel In-State	0.0	0.0	0.0	0.0
6600 Travel Out of State	0.0	0.0	0.0	0.0
6700 Food	0.0	0.0	0.0	0.0
6800 Aid to Organizations and Individuals	0.0	0.0	0.0	0.0
7000 Other Operating Expenses	0.0	0.0	0.0	0.0
8000 Equipment	0.0	0.0	0.0	0.0
8100 Capital Outlay	0.0	0.0	0.0	0.0
8600 Debt Service	0.0	0.0	0.0	0.0
9000 Cost Allocation	0.0	0.0	0.0	0.0
9100 Transfers	0.0	0.0	0.0	0.0

<b>Appropriated Total:</b>	0.0	0.0	0.0	0.0
----------------------------	-----	-----	-----	-----

<b>Fund Total:</b>	0.0	0.0	0.0	0.0
--------------------	-----	-----	-----	-----

**Fund:** EV2365-N Voluntary Vehicle Repair & Retrofit Program

**Non-Appropriated**

0000 FTE	0.0	0.0	0.0	0.0
6000 Personal Services	0.0	0.0	470.0	470.0
6100 Employee Related Expenses	0.0	0.0	190.0	190.0
6200 Professional and Outside Services	0.0	0.0	200.0	200.0
6500 Travel In-State	0.0	0.0	5.0	5.0
6600 Travel Out of State	0.0	0.0	0.0	0.0
6700 Food	0.0	0.0	0.0	0.0
6800 Aid to Organizations and Individuals	0.0	0.0	0.0	0.0
7000 Other Operating Expenses	0.0	0.0	0.0	0.0
8000 Equipment	0.0	0.0	0.0	0.0
8100 Capital Outlay	0.0	0.0	0.0	0.0
8600 Debt Service	0.0	0.0	0.0	0.0
9000 Cost Allocation	0.0	0.0	295.0	295.0
9100 Transfers	0.0	0.0	0.0	0.0

## Program Budget Unit Summary of Expenditures and Budget Request for Selected Funds

**Agency:** Department of Environmental Quality

FY 2020 Actual	FY 2021 Expd. Plan	FY 2022 Fund. Issue	FY 2022 Total Request
-------------------	-----------------------	------------------------	--------------------------

**Program:** Surface Water Protection

**Fund:** EV2365-N Voluntary Vehicle Repair & Retrofit Program

**Non-Appropriated**

<b>Non-Appropriated Total:</b>	0.0	0.0	1,160.0	1,160.0
--------------------------------	-----	-----	---------	---------

<b>Fund Total:</b>	0.0	0.0	1,160.0	1,160.0
--------------------	-----	-----	---------	---------

**Fund:** EV4100-A Water Quality Fee Fund

**Appropriated**

0000 FTE	19.4	15.5	0.0	15.5
6000 Personal Services	809.8	639.0	0.0	639.0
6100 Employee Related Expenses	312.8	249.6	0.0	249.6
6200 Professional and Outside Services	316.0	0.0	0.0	0.0
6500 Travel In-State	1.9	0.0	0.0	0.0
6600 Travel Out of State	5.1	0.0	0.0	0.0
6700 Food	0.0	0.0	0.0	0.0
6800 Aid to Organizations and Individuals	0.0	0.0	0.0	0.0
7000 Other Operating Expenses	126.3	117.6	0.0	117.6
8000 Equipment	0.0	0.0	0.0	0.0
8100 Capital Outlay	0.0	0.0	0.0	0.0
8600 Debt Service	0.0	0.0	0.0	0.0
9000 Cost Allocation	352.0	399.9	0.0	399.9
9100 Transfers	0.0	0.0	0.0	0.0

<b>Appropriated Total:</b>	1,923.9	1,406.1	0.0	1,406.1
----------------------------	---------	---------	-----	---------

<b>Fund Total:</b>	1,923.9	1,406.1	0.0	1,406.1
--------------------	---------	---------	-----	---------

<b>Program Total For Selected Funds:</b>	3,741.9	3,637.4	1,160.0	4,797.4
--	---------	---------	---------	---------

## Program Expenditure Schedule

<b>Agency:</b>	Department of Environmental Quality
<b>Program:</b>	Surface Water Protection

	FY 2020 Actual	FY 2021 Expd. Plan
FTE	27.0	25.9
<b>Expenditure Category Total</b>	<b>27.0</b>	<b>25.9</b>
<b>Appropriated</b>		
EV4100-A Water Quality Fee Fund (Appropriated)	19.4	15.5
	<b>19.4</b>	<b>15.5</b>
<b>Non-Appropriated</b>		
EV2000-N Federal Grants Fund (Non-Appropriated)	5.1	10.4
EV2271-N Underground Storage Tank Revolving (Non-Appropriated)	2.5	0.0
	<b>7.6</b>	<b>10.4</b>
<b>Fund Source Total</b>	<b>27.0</b>	<b>25.9</b>
<hr/>		
Personal Services	1,447.3	1,435.5
Boards and Commissions	0.0	0.0
<b>Expenditure Category Total</b>	<b>1,447.3</b>	<b>1,435.5</b>
<b>Appropriated</b>		
EV4100-A Water Quality Fee Fund (Appropriated)	809.8	639.0
	<b>809.8</b>	<b>639.0</b>
<b>Non-Appropriated</b>		
EV2000-N Federal Grants Fund (Non-Appropriated)	451.9	796.5
EV2271-N Underground Storage Tank Revolving (Non-Appropriated)	185.6	0.0
	<b>637.5</b>	<b>796.5</b>
<b>Fund Source Total</b>	<b>1,447.3</b>	<b>1,435.5</b>
<hr/>		
Employee Related Expenses	551.8	560.3
<b>Expenditure Category Total</b>	<b>551.8</b>	<b>560.3</b>
<b>Appropriated</b>		
EV4100-A Water Quality Fee Fund (Appropriated)	312.8	249.6
	<b>312.8</b>	<b>249.6</b>
<b>Non-Appropriated</b>		
EV2000-N Federal Grants Fund (Non-Appropriated)	173.4	310.7
EV2271-N Underground Storage Tank Revolving (Non-Appropriated)	65.6	0.0
	<b>239.0</b>	<b>310.7</b>
<b>Fund Source Total</b>	<b>551.8</b>	<b>560.3</b>
<hr/>		
Professional and Outside Services		507.3
External Prof/Outside Serv Budg And Appn	0.0	
External Investment Services	0.0	
Other External Financial Services	0.0	
Attorney General Legal Services	241.0	
External Legal Services	221.9	
External Engineer/Architect Cost - Exp	0.0	
External Engineer/Architect Cost- Cap	0.0	
Other Design	0.0	
Temporary Agency Services	180.0	
Hospital Services	0.0	
Other Medical Services	0.0	
Institutional Care	0.0	
Education And Training	2.5	
Vendor Travel	0.0	
Professional & Outside Services Excluded from Cost Alloca	0.0	

## Program Expenditure Schedule

<b>Agency:</b>	<b>Department of Environmental Quality</b>
<b>Program:</b>	<b>Surface Water Protection</b>

	<b>FY 2020 Actual</b>	<b>FY 2021 Expd. Plan</b>
Vendor Travel - Non Reportable	0.0	
External Telecom Consulting Services	0.0	
Costs related to those in custody of the State	0.0	
Non - Confidential Specialist Fees	0.0	
Confidential Specialist Fees	0.0	
Outside Actuarial Costs	0.0	
Other Professional And Outside Services	143.5	
<b>Expenditure Category Total</b>	<b>788.9</b>	<b>507.3</b>
<b>Appropriated</b>		
EV4100-A Water Quality Fee Fund (Appropriated)	316.0	0.0
	<b>316.0</b>	<b>0.0</b>
<b>Non-Appropriated</b>		
EV2000-N Federal Grants Fund (Non-Appropriated)	223.1	507.3
EV2271-N Underground Storage Tank Revolving (Non-Appropriated)	249.8	0.0
	<b>472.9</b>	<b>507.3</b>
<b>Fund Source Total</b>	<b>788.9</b>	<b>507.3</b>
<hr/>		
Travel In-State	8.3	20.0
<b>Expenditure Category Total</b>	<b>8.3</b>	<b>20.0</b>
<b>Appropriated</b>		
EV4100-A Water Quality Fee Fund (Appropriated)	1.9	0.0
	<b>1.9</b>	<b>0.0</b>
<b>Non-Appropriated</b>		
EV2000-N Federal Grants Fund (Non-Appropriated)	6.4	20.0
	<b>6.4</b>	<b>20.0</b>
<b>Fund Source Total</b>	<b>8.3</b>	<b>20.0</b>
<hr/>		
Travel Out of State	8.9	16.5
<b>Expenditure Category Total</b>	<b>8.9</b>	<b>16.5</b>
<b>Appropriated</b>		
EV4100-A Water Quality Fee Fund (Appropriated)	5.1	0.0
	<b>5.1</b>	<b>0.0</b>
<b>Non-Appropriated</b>		
EV2000-N Federal Grants Fund (Non-Appropriated)	3.8	16.5
	<b>3.8</b>	<b>16.5</b>
<b>Fund Source Total</b>	<b>8.9</b>	<b>16.5</b>
<hr/>		
Food	0.0	0.0
<b>Expenditure Category Total</b>	<b>0.0</b>	<b>0.0</b>
<hr/>		
Aid to Organizations and Individuals	40.1	43.5

## Program Expenditure Schedule

<b>Agency:</b>	<b>Department of Environmental Quality</b>
<b>Program:</b>	<b>Surface Water Protection</b>

	<b>FY 2020 Actual</b>	<b>FY 2021 Expd. Plan</b>
<b>Expenditure Category Total</b>	<b>40.1</b>	<b>43.5</b>
<b>Appropriated</b>		
EV2226-A Air Quality Fund (Appropriated)	0.0	0.0
EV2328-A Permit Administration (Appropriated)	0.0	0.0
	<b>0.0</b>	<b>0.0</b>
<b>Non-Appropriated</b>		
EV2000-N Federal Grants Fund (Non-Appropriated)	0.0	43.5
EV2271-N Underground Storage Tank Revolving (Non-Appropriated)	40.1	0.0
	<b>40.1</b>	<b>43.5</b>
<b>Fund Source Total</b>	<b>40.1</b>	<b>43.5</b>

Other Operating Expenses		151.1
Other Operating Expenditures Budg Approp	0.0	
Other Operating Expenditures Excluded from Cost Allocati	0.0	
Risk Management Charges To State Agency	0.0	
Risk Management Deductible - Indemnity	0.0	
Risk Management Deductible - Legal	0.0	
Risk Management Deductible - Medical	0.0	
Risk Management Deductible - Other	0.0	
Gen Liab- Non Physical-Taxable- Self Ins	0.0	
Gross Proceeds Payments To Attorneys	0.0	
General Liability- Non-Taxable- Self Ins	0.0	
Medical Malpractice - Self-Insured	0.0	
Automobile Liability - Self Insured	0.0	
General Property Damage - Self- Insured	0.0	
Automobile Physical Damage-Self Insured	0.0	
Liability Insurance Premiums	0.0	
Property Insurance Premiums	0.0	
Workers Compensation Benefit Payments	0.0	
Self Insurance - Administrative Fees	0.0	
Self Insurance - Premiums	0.0	
Self Insurance - Claim Payments	0.0	
Self Insurance - Pharmacy Claims	0.0	
Premium Tax On Altcs	0.0	
Other Insurance-Related Charges	0.0	
Internal Service Data Processing	0.0	
Internal Service Data Proc- Pc/Lan	0.0	
External Programming-Mainframe/Legacy	0.0	
External Programming- Pc/Lan/Serv/Web	0.0	
External Data Entry	0.0	
Othr External Data Proc-Mainframe/Legacy	0.0	
Othr External Data Proc-Pc/Lan/Serv/Web	0.0	
Pmt for AFIS Development & Usage	0.0	
Internal Service Telecommunications	0.0	
External Telecom Long Distance-In-State	5.0	
External Telecom Long Distance-Out-State	0.0	
Other External Telecommunication Service	0.0	
Electricity	0.0	
Sanitation Waste Disposal	0.0	
Water	0.0	
Gas And Fuel Oil For Buildings	0.0	

## Program Expenditure Schedule

<b>Agency:</b>	<b>Department of Environmental Quality</b>
<b>Program:</b>	<b>Surface Water Protection</b>

	<u>FY 2020 Actual</u>	<u>FY 2021 Expd. Plan</u>
Other Utilities	0.0	
Building Rent Charges To State Agencies	0.0	
Priv Lease To Own Bld Rent Chrgs To Agy	0.0	
Cert Of Part Bld Rent Chrgs To Agy	137.6	
Rental Of Land And Buildings	0.0	
Rental Of Computer Equipment	0.0	
Rental Of Other Machinery And Equipment	0.0	
Miscellaneous Rent	0.0	
Interest On Overdue Payments	0.0	
All Other Interest Payments	0.0	
Internal Acct/Budg/Financial Svcs	0.0	
Other Internal Services	0.0	
Repair And Maintenance - Buildings	0.1	
Repair And Maintenance - Vehicles	0.4	
Repair And Maint - Mainframe And Legacy	0.0	
Repair And Maint-Pc/Lan/Serv/Web	0.0	
Repair And Maintenance - Other Equipment	18.1	
Other Repair And Maintenance	0.0	
Software Support And Maintenance	6.3	
Uniforms	0.0	
Inmate Clothing	0.0	
Security Supplies	0.0	
Office Supplies	0.8	
Computer Supplies	0.7	
Housekeeping Supplies	0.0	
Bedding And Bath Supplies	0.0	
Drugs And Medicine Supplies	0.0	
Medical Supplies	0.0	
Dental Supplies	0.0	
Automotive And Transportation Fuels	0.0	
Automotive Lubricants And Supplies	0.0	
Rpr And Maint Supplies-Not Auto Or Build	0.0	
Repair And Maintenance Supplies-Building	0.0	
Other Operating Supplies	0.7	
Publications	0.0	
Aggregate Withheld Or Paid Commissions	0.0	
Lottery Prizes	0.0	
Lottery Distribution Costs	0.0	
Material for Further Processing	0.0	
Other Resale Supplies	0.0	
Loss On Sales Of Capital Assets	0.0	
Loss on Sales of Investments	0.0	
Employee Tuition Reimbursement-Graduate	0.2	
Employee Tuition Reimb Under-Grad/Other	0.0	
Conference Registration-Attendance Fees	1.3	
Other Education And Training Costs	0.1	
Advertising	3.3	
Sponsorships	0.0	
Internal Printing	0.0	
External Printing	11.1	
Photography	0.0	

## Program Expenditure Schedule

<b>Agency:</b>	<b>Department of Environmental Quality</b>
<b>Program:</b>	<b>Surface Water Protection</b>

	<b>FY 2020 Actual</b>	<b>FY 2021 Expd. Plan</b>
Postage And Delivery	0.0	
Document shredding and Destruction Services	0.0	
Translation and Sign Language Services	0.0	
Distribution To State Universities	0.0	
Other Intrastate Distributions	0.0	
Awards	0.0	
Entertainment And Promotional Items	0.0	
Dues	8.4	
Books- Subscriptions And Publications	0.8	
Costs For Digital Image Or Microfilm	0.0	
Revolving Fund Advances	0.0	
Credit Card Fees Over Approved Limit	0.0	
Relief Bill Expenditures	0.0	
Surplus Property Distr To State Agencies	0.0	
Security Services	0.0	
Judgments - Damages	0.0	
ICA Payments to Claimants Confidential	0.0	
Jdgmnt-Confidential Restitution To Indiv	0.0	
Judgments - Non-Confidential Restitution	0.0	
Judgments - Punitive And Compensatory	0.0	
Pmts Made to Resolve/Disputes/Avoid Costs of Litigation	0.0	
Pmts For Contracted State Inmate Labor	0.0	
Payments To State Inmates	0.0	
Bad Debt Expense	0.0	
Interview Expense	0.0	
Employee Relocations-Nontaxable	2.0	
Employee Relocations-Taxable	0.0	
Non-Confidential Invest/Legal/Law Enf	0.0	
Conf/Sensitive Invest/Legal/Undercover	0.0	
Fingerprinting, Background Checks, Etc.	0.0	
Other Miscellaneous Operating	0.0	
<b>Expenditure Category Total</b>	<b>196.9</b>	<b>151.1</b>
<b>Appropriated</b>		
EV4100-A Water Quality Fee Fund (Appropriated)	126.3	117.6
	<b>126.3</b>	<b>117.6</b>
<b>Non-Appropriated</b>		
EV2000-N Federal Grants Fund (Non-Appropriated)	29.4	33.5
EV2271-N Underground Storage Tank Revolving (Non-Appropriated)	41.2	0.0
	<b>70.6</b>	<b>33.5</b>
<b>Fund Source Total</b>	<b>196.9</b>	<b>151.1</b>
Current Year Expenditures		0.0
Capital Equipment Budget And Approp	0.0	
Vehicles Capital Purchase	0.0	
Vehicles Capital Leases	0.0	
Furniture Capital Purchase	0.0	
Depreciable Works Of Art & Hist Treas/Coll Capital Purcha	0.0	
Non Depr Works Of Art & Hist Treas/Coll Cap Purchase	0.0	
Furniture Capital Leases	0.0	
Computer Equipment Capital Purchase	0.0	
Computer Equipment Capital Lease	0.0	



## Program Expenditure Schedule

<b>Agency:</b>	<b>Department of Environmental Quality</b>
<b>Program:</b>	<b>Surface Water Protection</b>

	<b>FY 2020 Actual</b>	<b>FY 2021 Expd. Plan</b>
Telecommunication Equip-Capital Purchase	0.0	
Telecommunication Equip-Capital Lease	0.0	
Other Equipment Capital Purchase	0.0	
Other Equipment Capital Leases	0.0	
Purchased Or Licensed Software-Website	0.0	
Internally Generated Software-Website	0.0	
Development in Progress	0.0	
Right-Of-Way/Easement/Extraction Rights	0.0	
Oth Int Assets purchased, licensed or internally generate	0.0	
Other intangible assets acquired by capital lease	0.0	
Other Capital Asset Purchases	0.0	
Leasehold Improvement-Capital Purchase	0.0	
Other Capital Asset Leases	0.0	
Non-Capital Equip Budget And Approp	0.0	
Vehicles Non-Capital Purchase	0.0	
Vehicles Non-Capital Leases	0.0	
Furniture Non-Capital Purchase	0.6	
Works Of Art And Hist Treas-Non Capital	0.0	
Furniture Non-Capital Leases	0.0	
Computer Equipment Non-Capital Purchase	6.1	
Computer Equipment Non-Capital Lease	0.0	
Telecomm Equip Non-Capital Purchase	0.8	
Telecomm Equip Non-Capital Leases	0.0	
Other Equipment Non-Capital Purchase	0.0	
Weapons Non-Capital Purchase	0.0	
Other Equipment Non-Capital Lease	0.0	
Purchased Or Licensed Software/Website	0.0	
Internally Generated Software/Website	0.0	
LICENSES AND PERMITS	0.0	
Right-Of-Way/Easement/Extraction Exp	0.0	
Other Intangible Assets - Purchased, Licensed or Internall	0.0	
Noncapital Software/Web By Capital Lease	0.0	
Other Intangible Assets Acquired by Capital Lease	0.0	
Other Long Lived Tangible Assets to be Expenses	0.0	
Non-Capital Equipment Excluded from Cost Allocation	0.0	
<b>Expenditure Category Total</b>	<b>7.5</b>	<b>0.0</b>
<b>Non-Appropriated</b>		
EV2000-N Federal Grants Fund (Non-Appropriated)	7.5	0.0
	<b>7.5</b>	<b>0.0</b>
<b>Fund Source Total</b>	<b>7.5</b>	<b>0.0</b>
Capital Outlay	0.0	0.0
<b>Expenditure Category Total</b>	<b>0.0</b>	<b>0.0</b>
Debt Service	0.0	0.0
<b>Expenditure Category Total</b>	<b>0.0</b>	<b>0.0</b>
Cost Allocation	692.2	898.2

## Program Expenditure Schedule

<b>Agency:</b>	Department of Environmental Quality
<b>Program:</b>	Surface Water Protection

	FY 2020 Actual	FY 2021 Expd. Plan
<b>Expenditure Category Total</b>	<b>692.2</b>	<b>898.2</b>
<b>Appropriated</b>		
EV4100-A Water Quality Fee Fund (Appropriated)	352.0	399.9
	<b>352.0</b>	<b>399.9</b>
<b>Non-Appropriated</b>		
EV2000-N Federal Grants Fund (Non-Appropriated)	224.4	498.3
EV2271-N Underground Storage Tank Revolving (Non-Appropriated)	115.8	0.0
	<b>340.2</b>	<b>498.3</b>
<b>Fund Source Total</b>	<b>692.2</b>	<b>898.2</b>
<hr/>		
Transfers	0.0	5.0
<b>Expenditure Category Total</b>	<b>0.0</b>	<b>5.0</b>
<b>Non-Appropriated</b>		
EV2000-N Federal Grants Fund (Non-Appropriated)	0.0	5.0
	<b>0.0</b>	<b>5.0</b>
<b>Fund Source Total</b>	<b>0.0</b>	<b>5.0</b>

<b>Employee Retirement Coverage</b>			
<b>Retirement System</b>	<b>FTE</b>	<b>Personal Services</b>	<b>Fund#</b>
Arizona State Retirement System	10.3	796.5	EV2000-N
Arizona State Retirement System	0.0	0.0	EV2271-N
Arizona State Retirement System	15.5	639.0	EV4100-A

### Combined Regular & Elected Positions At/Above FICA Maximum of \$142,800

<b>Total FTE</b>	<b>Personal Services</b>	<b>FTE's not eligible for Health, Dental &amp; Life</b>
0.0	0.0	0.0

## Program Budget Unit Summary of Expenditures and Budget Request for All Funds

<b>Agency:</b>	Department of Environmental Quality
<b>Program:</b>	Surface Water Quality Improvement Planning

Expenditure Categories		FY 2020	FY 2021	FY 2022	FY 2022
		Actual	Expd. Plan	Fund. Issue	Total Request
0000	FTE	24.5	24.4	0.0	24.4
6000	Personal Services	1,814.4	1,878.2	0.0	1,878.2
6100	Employee Related Expenses	726.6	729.2	0.0	729.2
6200	Professional and Outside Services	605.7	2,255.5	0.0	2,255.5
6500	Travel In-State	75.2	138.7	0.0	138.7
6600	Travel Out of State	3.3	36.2	0.0	36.2
6700	Food	0.0	0.0	0.0	0.0
6800	Aid to Organizations and Individuals	839.1	1,105.0	0.0	1,105.0
7000	Other Operating Expenses	258.1	244.7	0.0	244.7
8000	Equipment	29.9	20.0	0.0	20.0
8100	Capital Outlay	0.0	0.0	0.0	0.0
8600	Debt Service	0.0	0.0	0.0	0.0
9000	Cost Allocation	977.0	1,173.4	0.0	1,173.4
9100	Transfers	115.4	5.0	0.0	5.0
<b>Expenditure Categories Total:</b>		5,444.7	7,585.9	0.0	7,585.9
<b>Fund Source</b>					
<b>Appropriated Funds</b>					
EV4100-A	Water Quality Fee Fund (Appropriated)	12.3	170.4	0.0	170.4
		12.3	170.4	0.0	170.4
<b>Non-Appropriated Funds</b>					
EV2000-N	Federal Grants Fund (Non-Appropriated)	3,128.6	4,389.0	0.0	4,389.0
EV2221-N	Water Quality Assurance Revolving Fund (Non-Ap	1,692.1	1,500.9	0.0	1,500.9
EV2271-N	Underground Storage Tank Revolving (Non-Appro	514.6	1,206.0	0.0	1,206.0
EV2500-N	IGA and ISA Fund (Non-Appropriated)	67.3	319.6	0.0	319.6
EV3006-N	Specific Site Judgment Fund (Non-Appropriated)	29.8	0.0	0.0	0.0
		5,432.4	7,415.5	0.0	7,415.5
<b>Fund Source Total:</b>		5,444.7	7,585.9	0.0	7,585.9

## Program Budget Unit Summary of Expenditures and Budget Request for Selected Funds

**Agency:** Department of Environmental Quality

FY 2020 Actual	FY 2021 Expd. Plan	FY 2022 Fund. Issue	FY 2022 Total Request
-------------------	-----------------------	------------------------	--------------------------

**Program:** Surface Water Quality Improvement Planning

**Fund:** EV2000-N Federal Grants Fund

**Non-Appropriated**

0000	FTE	7.6	10.1	0.0	10.1
6000	Personal Services	784.3	782.4	0.0	782.4
6100	Employee Related Expenses	325.8	305.1	0.0	305.1
6200	Professional and Outside Services	361.5	1,445.7	0.0	1,445.7
6500	Travel In-State	48.3	133.7	0.0	133.7
6600	Travel Out of State	3.3	11.2	0.0	11.2
6700	Food	0.0	0.0	0.0	0.0
6800	Aid to Organizations and Individuals	839.1	1,105.0	0.0	1,105.0
7000	Other Operating Expenses	142.5	91.5	0.0	91.5
8000	Equipment	29.9	20.0	0.0	20.0
8100	Capital Outlay	0.0	0.0	0.0	0.0
8600	Debt Service	0.0	0.0	0.0	0.0
9000	Cost Allocation	478.5	489.4	0.0	489.4
9100	Transfers	115.4	5.0	0.0	5.0

<b>Non-Appropriated Total:</b>	3,128.6	4,389.0	0.0	4,389.0
--------------------------------	---------	---------	-----	---------

<b>Fund Total:</b>	3,128.6	4,389.0	0.0	4,389.0
--------------------	---------	---------	-----	---------

**Fund:** EV2221-N Water Quality Assurance Revolving Fund

**Non-Appropriated**

0000	FTE	13.0	8.7	0.0	8.7
6000	Personal Services	839.6	599.4	0.0	599.4
6100	Employee Related Expenses	321.6	228.9	0.0	228.9
6200	Professional and Outside Services	49.8	208.2	0.0	208.2
6500	Travel In-State	26.0	0.0	0.0	0.0
6600	Travel Out of State	0.0	10.0	0.0	10.0
6700	Food	0.0	0.0	0.0	0.0
6800	Aid to Organizations and Individuals	0.0	0.0	0.0	0.0
7000	Other Operating Expenses	69.0	81.7	0.0	81.7
8000	Equipment	0.0	0.0	0.0	0.0
8100	Capital Outlay	0.0	0.0	0.0	0.0

## Program Budget Unit Summary of Expenditures and Budget Request for Selected Funds

**Agency:** Department of Environmental Quality

FY 2020 Actual	FY 2021 Expd. Plan	FY 2022 Fund. Issue	FY 2022 Total Request
-------------------	-----------------------	------------------------	--------------------------

**Program:** Surface Water Quality Improvement Planning

**Fund:** EV2221-N Water Quality Assurance Revolving Fund

**Non-Appropriated**

8600 Debt Service	0.0	0.0	0.0	0.0
9000 Cost Allocation	386.1	372.7	0.0	372.7
9100 Transfers	0.0	0.0	0.0	0.0
<b>Non-Appropriated Total:</b>	1,692.1	1,500.9	0.0	1,500.9

<b>Fund Total:</b>	1,692.1	1,500.9	0.0	1,500.9
--------------------	---------	---------	-----	---------

**Fund:** EV2271-N Underground Storage Tank Revolving

**Non-Appropriated**

0000 FTE	3.6	5.6	0.0	5.6
6000 Personal Services	173.7	463.4	0.0	463.4
6100 Employee Related Expenses	73.5	180.7	0.0	180.7
6200 Professional and Outside Services	125.2	250.0	0.0	250.0
6500 Travel In-State	0.9	5.0	0.0	5.0
6600 Travel Out of State	0.0	15.0	0.0	15.0
6700 Food	0.0	0.0	0.0	0.0
6800 Aid to Organizations and Individuals	0.0	0.0	0.0	0.0
7000 Other Operating Expenses	45.4	2.0	0.0	2.0
8000 Equipment	0.0	0.0	0.0	0.0
8100 Capital Outlay	0.0	0.0	0.0	0.0
8600 Debt Service	0.0	0.0	0.0	0.0
9000 Cost Allocation	95.9	289.9	0.0	289.9
9100 Transfers	0.0	0.0	0.0	0.0
<b>Non-Appropriated Total:</b>	514.6	1,206.0	0.0	1,206.0

<b>Fund Total:</b>	514.6	1,206.0	0.0	1,206.0
--------------------	-------	---------	-----	---------

**Fund:** EV2500-N IGA and ISA Fund

**Non-Appropriated**

6000 Personal Services	0.0	0.0	0.0	0.0
6100 Employee Related Expenses	0.0	0.0	0.0	0.0

## Program Budget Unit Summary of Expenditures and Budget Request for Selected Funds

**Agency:** Department of Environmental Quality

FY 2020 Actual	FY 2021 Expd. Plan	FY 2022 Fund. Issue	FY 2022 Total Request
-------------------	-----------------------	------------------------	--------------------------

**Program:** Surface Water Quality Improvement Planning

**Fund:** EV2500-N IGA and ISA Fund

**Non-Appropriated**

6200 Professional and Outside Services	59.2	319.6	0.0	319.6
6500 Travel In-State	0.0	0.0	0.0	0.0
6600 Travel Out of State	0.0	0.0	0.0	0.0
6700 Food	0.0	0.0	0.0	0.0
6800 Aid to Organizations and Individuals	0.0	0.0	0.0	0.0
7000 Other Operating Expenses	0.0	0.0	0.0	0.0
8000 Equipment	0.0	0.0	0.0	0.0
8100 Capital Outlay	0.0	0.0	0.0	0.0
8600 Debt Service	0.0	0.0	0.0	0.0
9000 Cost Allocation	8.1	0.0	0.0	0.0
9100 Transfers	0.0	0.0	0.0	0.0

<b>Non-Appropriated Total:</b>	67.3	319.6	0.0	319.6
--------------------------------	------	-------	-----	-------

<b>Fund Total:</b>	67.3	319.6	0.0	319.6
--------------------	------	-------	-----	-------

**Fund:** EV3006-N Specific Site Judgment Fund

**Non-Appropriated**

0000 FTE	0.4	0.0	0.0	0.0
6000 Personal Services	16.8	0.0	0.0	0.0
6100 Employee Related Expenses	5.7	0.0	0.0	0.0
6200 Professional and Outside Services	0.0	0.0	0.0	0.0
6500 Travel In-State	0.0	0.0	0.0	0.0
6600 Travel Out of State	0.0	0.0	0.0	0.0
6700 Food	0.0	0.0	0.0	0.0
6800 Aid to Organizations and Individuals	0.0	0.0	0.0	0.0
7000 Other Operating Expenses	0.0	0.0	0.0	0.0
8000 Equipment	0.0	0.0	0.0	0.0
8100 Capital Outlay	0.0	0.0	0.0	0.0
8600 Debt Service	0.0	0.0	0.0	0.0
9000 Cost Allocation	7.3	0.0	0.0	0.0
9100 Transfers	0.0	0.0	0.0	0.0

## Program Budget Unit Summary of Expenditures and Budget Request for Selected Funds

**Agency:** Department of Environmental Quality

FY 2020 Actual	FY 2021 Expd. Plan	FY 2022 Fund. Issue	FY 2022 Total Request
-------------------	-----------------------	------------------------	--------------------------

**Program:** Surface Water Quality Improvement Planning

**Fund:** EV3006-N Specific Site Judgment Fund

**Non-Appropriated**

**Non-Appropriated Total:**

29.8	0.0	0.0	0.0
------	-----	-----	-----

**Fund Total:**

29.8	0.0	0.0	0.0
------	-----	-----	-----

**Fund:** EV4100-A Water Quality Fee Fund

**Appropriated**

6000 Personal Services	0.0	33.0	0.0	33.0
6100 Employee Related Expenses	0.0	14.5	0.0	14.5
6200 Professional and Outside Services	10.0	32.0	0.0	32.0
6500 Travel In-State	0.0	0.0	0.0	0.0
6600 Travel Out of State	0.0	0.0	0.0	0.0
6700 Food	0.0	0.0	0.0	0.0
6800 Aid to Organizations and Individuals	0.0	0.0	0.0	0.0
7000 Other Operating Expenses	1.2	69.5	0.0	69.5
8000 Equipment	0.0	0.0	0.0	0.0
8100 Capital Outlay	0.0	0.0	0.0	0.0
8600 Debt Service	0.0	0.0	0.0	0.0
9000 Cost Allocation	1.1	21.4	0.0	21.4
9100 Transfers	0.0	0.0	0.0	0.0

**Appropriated Total:**

12.3	170.4	0.0	170.4
------	-------	-----	-------

**Fund Total:**

12.3	170.4	0.0	170.4
------	-------	-----	-------

**Program Total For Selected Funds:**

5,444.7	7,585.9	0.0	7,585.9
---------	---------	-----	---------

## Program Expenditure Schedule

<b>Agency:</b>	Department of Environmental Quality
<b>Program:</b>	Surface Water Quality Improvement Planning

	FY 2020 Actual	FY 2021 Expd. Plan
FTE	24.5	24.4
<b>Expenditure Category Total</b>	<b>24.5</b>	<b>24.4</b>
<b>Non-Appropriated</b>		
EV2000-N Federal Grants Fund (Non-Appropriated)	7.6	10.1
EV2221-N Water Quality Assurance Revolving Fund (Non-Appropriat	13.0	8.7
EV2271-N Underground Storage Tank Revolving (Non-Appropriated)	3.6	5.6
EV3006-N Specific Site Judgment Fund (Non-Appropriated)	0.4	0.0
	<b>24.5</b>	<b>24.4</b>
<b>Fund Source Total</b>	<b>24.5</b>	<b>24.4</b>
Personal Services	1,814.4	1,878.2
Boards and Commissions	0.0	0.0
<b>Expenditure Category Total</b>	<b>1,814.4</b>	<b>1,878.2</b>
<b>Appropriated</b>		
EV4100-A Water Quality Fee Fund (Appropriated)	0.0	33.0
	<b>0.0</b>	<b>33.0</b>
<b>Non-Appropriated</b>		
EV2000-N Federal Grants Fund (Non-Appropriated)	784.3	782.4
EV2221-N Water Quality Assurance Revolving Fund (Non-Appropriat	839.6	599.4
EV2271-N Underground Storage Tank Revolving (Non-Appropriated)	173.7	463.4
EV3006-N Specific Site Judgment Fund (Non-Appropriated)	16.8	0.0
	<b>1,814.4</b>	<b>1,845.2</b>
<b>Fund Source Total</b>	<b>1,814.4</b>	<b>1,878.2</b>
Employee Related Expenses	726.6	729.2
<b>Expenditure Category Total</b>	<b>726.6</b>	<b>729.2</b>
<b>Appropriated</b>		
EV4100-A Water Quality Fee Fund (Appropriated)	0.0	14.5
	<b>0.0</b>	<b>14.5</b>
<b>Non-Appropriated</b>		
EV2000-N Federal Grants Fund (Non-Appropriated)	325.8	305.1
EV2221-N Water Quality Assurance Revolving Fund (Non-Appropriat	321.6	228.9
EV2271-N Underground Storage Tank Revolving (Non-Appropriated)	73.5	180.7
EV3006-N Specific Site Judgment Fund (Non-Appropriated)	5.7	0.0
	<b>726.6</b>	<b>714.7</b>
<b>Fund Source Total</b>	<b>726.6</b>	<b>729.2</b>
Professional and Outside Services		2,255.5
External Prof/Outside Serv Budg And Appn	0.0	
External Investment Services	0.0	
Other External Financial Services	0.0	
Attorney General Legal Services	88.8	
External Legal Services	0.0	
External Engineer/Architect Cost - Exp	0.0	
External Engineer/Architect Cost- Cap	0.0	
Other Design	0.0	
Temporary Agency Services	44.5	
Hospital Services	0.0	
Other Medical Services	0.0	
Institutional Care	0.0	



## Program Expenditure Schedule

<b>Agency:</b>	Department of Environmental Quality
<b>Program:</b>	Surface Water Quality Improvement Planning

	<b>FY 2020 Actual</b>	<b>FY 2021 Expd. Plan</b>
Education And Training	0.6	
Vendor Travel	0.0	
Professional & Outside Services Excluded from Cost Alloca	0.0	
Vendor Travel - Non Reportable	0.0	
External Telecom Consulting Services	0.0	
Costs related to those in custody of the State	0.0	
Non - Confidential Specialist Fees	0.0	
Confidential Specialist Fees	0.0	
Outside Actuarial Costs	0.0	
Other Professional And Outside Services	471.8	
<b>Expenditure Category Total</b>	<b>605.7</b>	<b>2,255.5</b>
<b>Appropriated</b>		
EV4100-A Water Quality Fee Fund (Appropriated)	10.0	32.0
	<b>10.0</b>	<b>32.0</b>
<b>Non-Appropriated</b>		
EV2000-N Federal Grants Fund (Non-Appropriated)	361.5	1,445.7
EV2221-N Water Quality Assurance Revolving Fund (Non-Appropriat	49.8	208.2
EV2271-N Underground Storage Tank Revolving (Non-Appropriated)	125.2	250.0
EV2500-N IGA and ISA Fund (Non-Appropriated)	59.2	319.6
	<b>595.7</b>	<b>2,223.5</b>
<b>Fund Source Total</b>	<b>605.7</b>	<b>2,255.5</b>
<hr/>		
Travel In-State	75.2	138.7
<b>Expenditure Category Total</b>	<b>75.2</b>	<b>138.7</b>
<b>Non-Appropriated</b>		
EV2000-N Federal Grants Fund (Non-Appropriated)	48.3	133.7
EV2221-N Water Quality Assurance Revolving Fund (Non-Appropriat	26.0	0.0
EV2271-N Underground Storage Tank Revolving (Non-Appropriated)	0.9	5.0
	<b>75.2</b>	<b>138.7</b>
<b>Fund Source Total</b>	<b>75.2</b>	<b>138.7</b>
<hr/>		
Travel Out of State	3.3	36.2
<b>Expenditure Category Total</b>	<b>3.3</b>	<b>36.2</b>
<b>Non-Appropriated</b>		
EV2000-N Federal Grants Fund (Non-Appropriated)	3.3	11.2
EV2221-N Water Quality Assurance Revolving Fund (Non-Appropriat	0.0	10.0
EV2271-N Underground Storage Tank Revolving (Non-Appropriated)	0.0	15.0
	<b>3.3</b>	<b>36.2</b>
<b>Fund Source Total</b>	<b>3.3</b>	<b>36.2</b>
<hr/>		
Food	0.0	0.0
<b>Expenditure Category Total</b>	<b>0.0</b>	<b>0.0</b>
<hr/>		
Aid to Organizations and Individuals	839.1	1,105.0
<b>Expenditure Category Total</b>	<b>839.1</b>	<b>1,105.0</b>
<b>Non-Appropriated</b>		
EV2000-N Federal Grants Fund (Non-Appropriated)	839.1	1,105.0
	<b>839.1</b>	<b>1,105.0</b>
<b>Fund Source Total</b>	<b>839.1</b>	<b>1,105.0</b>

## Program Expenditure Schedule

<b>Agency:</b>	<b>Department of Environmental Quality</b>
<b>Program:</b>	<b>Surface Water Quality Improvement Planning</b>

	<u>FY 2020 Actual</u>	<u>FY 2021 Expd. Plan</u>
Other Operating Expenses		244.7
Other Operating Expenditures Budg Approp	0.0	
Other Operating Expenditures Excluded from Cost Allocati	0.0	
Risk Management Charges To State Agency	0.0	
Risk Management Deductible - Indemnity	0.0	
Risk Management Deductible - Legal	0.0	
Risk Management Deductible - Medical	0.0	
Risk Management Deductible - Other	0.0	
Gen Liab- Non Physical-Taxable- Self Ins	0.0	
Gross Proceeds Payments To Attorneys	0.0	
General Liability- Non-Taxable- Self Ins	0.0	
Medical Malpractice - Self-Insured	0.0	
Automobile Liability - Self Insured	0.0	
General Property Damage - Self- Insured	0.0	
Automobile Physical Damage-Self Insured	0.0	
Liability Insurance Premiums	0.0	
Property Insurance Premiums	0.0	
Workers Compensation Benefit Payments	0.0	
Self Insurance - Administrative Fees	0.0	
Self Insurance - Premiums	0.0	
Self Insurance - Claim Payments	0.0	
Self Insurance - Pharmacy Claims	0.0	
Premium Tax On Altcs	0.0	
Other Insurance-Related Charges	0.0	
Internal Service Data Processing	0.0	
Internal Service Data Proc- Pc/Lan	0.0	
External Programming-Mainframe/Legacy	0.0	
External Programming- Pc/Lan/Serv/Web	0.0	
External Data Entry	0.0	
Othr External Data Proc-Mainframe/Legacy	0.0	
Othr External Data Proc-Pc/Lan/Serv/Web	0.0	
Pmt for AFIS Development & Usage	0.0	
Internal Service Telecommunications	0.0	
External Telecom Long Distance-In-State	6.6	
External Telecom Long Distance-Out-State	0.0	
Other External Telecommunication Service	0.0	
Electricity	0.0	
Sanitation Waste Disposal	0.7	
Water	0.9	
Gas And Fuel Oil For Buildings	0.0	
Other Utilities	0.0	
Building Rent Charges To State Agencies	0.0	
Priv Lease To Own Bld Rent Chrgs To Agy	0.0	
Cert Of Part Bld Rent Chrgs To Agy	113.4	
Rental Of Land And Buildings	0.0	
Rental Of Computer Equipment	0.0	
Rental Of Other Machinery And Equipment	0.0	
Miscellaneous Rent	0.0	
Interest On Overdue Payments	0.0	
All Other Interest Payments	0.0	
Internal Acct/Budg/Financial Svcs	0.0	

## Program Expenditure Schedule

<b>Agency:</b>	<b>Department of Environmental Quality</b>
<b>Program:</b>	<b>Surface Water Quality Improvement Planning</b>

	<u>FY 2020 Actual</u>	<u>FY 2021 Expd. Plan</u>
Other Internal Services	0.0	
Repair And Maintenance - Buildings	0.3	
Repair And Maintenance - Vehicles	2.4	
Repair And Maint - Mainframe And Legacy	0.0	
Repair And Maint-Pc/Lan/Serv/Web	0.0	
Repair And Maintenance - Other Equipment	0.2	
Other Repair And Maintenance	0.7	
Software Support And Maintenance	46.5	
Uniforms	0.0	
Inmate Clothing	0.0	
Security Supplies	0.0	
Office Supplies	1.7	
Computer Supplies	0.4	
Housekeeping Supplies	0.1	
Bedding And Bath Supplies	0.0	
Drugs And Medicine Supplies	0.0	
Medical Supplies	0.0	
Dental Supplies	0.0	
Automotive And Transportation Fuels	0.0	
Automotive Lubricants And Supplies	0.0	
Rpr And Maint Supplies-Not Auto Or Build	0.0	
Repair And Maintenance Supplies-Building	0.0	
Other Operating Supplies	45.8	
Publications	0.0	
Aggregate Withheld Or Paid Commissions	0.0	
Lottery Prizes	0.0	
Lottery Distribution Costs	0.0	
Material for Further Processing	0.0	
Other Resale Supplies	0.0	
Loss On Sales Of Capital Assets	0.0	
Loss on Sales of Investments	0.0	
Employee Tuition Reimbursement-Graduate	0.0	
Employee Tuition Reimb Under-Grad/Other	0.0	
Conference Registration-Attendance Fees	5.0	
Other Education And Training Costs	3.3	
Advertising	8.0	
Sponsorships	0.0	
Internal Printing	0.0	
External Printing	9.9	
Photography	0.0	
Postage And Delivery	0.4	
Document shredding and Destruction Services	0.0	
Translation and Sign Language Services	0.0	
Distribution To State Universities	0.0	
Other Intrastate Distributions	0.0	
Awards	0.0	
Entertainment And Promotional Items	0.0	
Dues	9.9	
Books- Subscriptions And Publications	1.7	
Costs For Digital Image Or Microfilm	0.0	
Revolving Fund Advances	0.0	

## Program Expenditure Schedule

<b>Agency:</b>	<b>Department of Environmental Quality</b>
<b>Program:</b>	<b>Surface Water Quality Improvement Planning</b>

	<b>FY 2020 Actual</b>	<b>FY 2021 Expd. Plan</b>
Credit Card Fees Over Approved Limit	0.0	
Relief Bill Expenditures	0.0	
Surplus Property Distr To State Agencies	0.0	
Security Services	0.0	
Judgments - Damages	0.0	
ICA Payments to Claimants Confidential	0.0	
Jdgmnt-Confidential Restitution To Indiv	0.0	
Judgments - Non-Confidential Restitution	0.0	
Judgments - Punitive And Compensatory	0.0	
Pmts Made to Resolve/Disputes/Avoid Costs of Litigation	0.0	
Pmts For Contracted State Inmate Labor	0.0	
Payments To State Inmates	0.0	
Bad Debt Expense	0.0	
Interview Expense	0.0	
Employee Relocations-Nontaxable	0.0	
Employee Relocations-Taxable	0.0	
Non-Confidential Invest/Legal/Law Enf	0.0	
Conf/Sensitive Invest/Legal/Undercover	0.0	
Fingerprinting, Background Checks, Etc.	0.0	
Other Miscellaneous Operating	0.2	
<b>Expenditure Category Total</b>	<b>258.1</b>	<b>244.7</b>
<b>Appropriated</b>		
EV4100-A Water Quality Fee Fund (Appropriated)	1.2	69.5
	<b>1.2</b>	<b>69.5</b>
<b>Non-Appropriated</b>		
EV2000-N Federal Grants Fund (Non-Appropriated)	142.5	91.5
EV2221-N Water Quality Assurance Revolving Fund (Non-Appropriat	69.0	81.7
EV2271-N Underground Storage Tank Revolving (Non-Appropriated)	45.4	2.0
	<b>256.9</b>	<b>175.2</b>
<b>Fund Source Total</b>	<b>258.1</b>	<b>244.7</b>
Current Year Expenditures		20.0
Capital Equipment Budget And Approp	0.0	
Vehicles Capital Purchase	0.0	
Vehicles Capital Leases	0.0	
Furniture Capital Purchase	0.0	
Depreciable Works Of Art & Hist Treas/Coll Capital Purcha	0.0	
Non Depr Works Of Art & Hist Treas/Coll Cap Purchase	0.0	
Furniture Capital Leases	0.0	
Computer Equipment Capital Purchase	0.0	
Computer Equipment Capital Lease	0.0	
Telecommunication Equip-Capital Purchase	0.0	
Telecommunication Equip-Capital Lease	0.0	
Other Equipment Capital Purchase	0.0	
Other Equipment Capital Leases	0.0	
Purchased Or Licensed Software-Website	0.0	
Internally Generated Software-Website	0.0	
Development in Progress	0.0	
Right-Of-Way/Easement/Extraction Rights	0.0	
Oth Int Assets purchased, licensed or internally generate	0.0	
Other intangible assets acquired by capital lease	0.0	

## Program Expenditure Schedule

<b>Agency:</b>	<b>Department of Environmental Quality</b>
<b>Program:</b>	<b>Surface Water Quality Improvement Planning</b>

	<b>FY 2020 Actual</b>	<b>FY 2021 Expd. Plan</b>
Other Capital Asset Purchases	0.0	
Leasehold Improvement-Capital Purchase	0.0	
Other Capital Asset Leases	0.0	
Non-Capital Equip Budget And Approp	0.0	
Vehicles Non-Capital Purchase	0.0	
Vehicles Non-Capital Leases	0.0	
Furniture Non-Capital Purchase	1.0	
Works Of Art And Hist Treas-Non Capital	0.0	
Furniture Non-Capital Leases	0.0	
Computer Equipment Non-Capital Purchase	3.3	
Computer Equipment Non-Capital Lease	0.0	
Telecomm Equip Non-Capital Purchase	0.0	
Telecomm Equip Non-Capital Leases	0.0	
Other Equipment Non-Capital Purchase	25.6	
Weapons Non-Capital Purchase	0.0	
Other Equipment Non-Capital Lease	0.0	
Purchased Or Licensed Software/Website	0.0	
Internally Generated Software/Website	0.0	
LICENSES AND PERMITS	0.0	
Right-Of-Way/Easement/Extraction Exp	0.0	
Other Intangible Assets - Purchased, Licensed or Internall	0.0	
Noncapital Software/Web By Capital Lease	0.0	
Other Intangible Assets Acquired by Capital Lease	0.0	
Other Long Lived Tangible Assets to be Expenses	0.0	
Non-Capital Equipment Excluded from Cost Allocation	0.0	
<b>Expenditure Category Total</b>	<b>29.9</b>	<b>20.0</b>
<b>Non-Appropriated</b>		
EV2000-N Federal Grants Fund (Non-Appropriated)	29.9	20.0
	<b>29.9</b>	<b>20.0</b>
<b>Fund Source Total</b>	<b>29.9</b>	<b>20.0</b>
Capital Outlay	0.0	0.0
<b>Expenditure Category Total</b>	<b>0.0</b>	<b>0.0</b>
Debt Service	0.0	0.0
<b>Expenditure Category Total</b>	<b>0.0</b>	<b>0.0</b>
Cost Allocation	977.0	1,173.4

## Program Expenditure Schedule

<b>Agency:</b>	Department of Environmental Quality
<b>Program:</b>	Surface Water Quality Improvement Planning

	FY 2020 Actual	FY 2021 Expd. Plan
<b>Expenditure Category Total</b>	<b>977.0</b>	<b>1,173.4</b>
<b>Appropriated</b>		
EV4100-A Water Quality Fee Fund (Appropriated)	1.1	21.4
	<b>1.1</b>	<b>21.4</b>
<b>Non-Appropriated</b>		
EV2000-N Federal Grants Fund (Non-Appropriated)	478.5	489.4
EV2221-N Water Quality Assurance Revolving Fund (Non-Appropriat	386.1	372.7
EV2271-N Underground Storage Tank Revolving (Non-Appropriated)	95.9	289.9
EV2500-N IGA and ISA Fund (Non-Appropriated)	8.1	0.0
EV3006-N Specific Site Judgment Fund (Non-Appropriated)	7.3	0.0
	<b>975.9</b>	<b>1,152.0</b>
<b>Fund Source Total</b>	<b>977.0</b>	<b>1,173.4</b>

Transfers	115.4	5.0
<b>Expenditure Category Total</b>	<b>115.4</b>	<b>5.0</b>
<b>Non-Appropriated</b>		
EV2000-N Federal Grants Fund (Non-Appropriated)	115.4	5.0
	<b>115.4</b>	<b>5.0</b>
<b>Fund Source Total</b>	<b>115.4</b>	<b>5.0</b>

<b>Employee Retirement Coverage</b>			
<b>Retirement System</b>	<b>FTE</b>	<b>Personal Services</b>	<b>Fund#</b>
Arizona State Retirement System	10.1	782.4	EV2000-N
Arizona State Retirement System	8.7	599.4	EV2221-N
Arizona State Retirement System	5.6	463.4	EV2271-N
Arizona State Retirement System	0.0	0.0	EV3006-N
Arizona State Retirement System	0.0	33.0	EV4100-A

### Combined Regular & Elected Positions At/Above FICA Maximum of \$142,800

<b>Total FTE</b>	<b>Personal Services</b>	<b>FTE's not eligible for Health, Dental &amp; Life</b>
0.0	0.0	0.0

## Program Budget Unit Summary of Expenditures and Budget Request for All Funds

<b>Agency:</b>	Department of Environmental Quality
<b>Program:</b>	Safe Drinking Water

Expenditure Categories		FY 2020	FY 2021	FY 2022	FY 2022
		Actual	Expd. Plan	Fund. Issue	Total Request
0000	FTE	28.3	28.2	0.0	28.2
6000	Personal Services	1,380.0	1,395.9	0.0	1,395.9
6100	Employee Related Expenses	500.5	543.4	0.0	543.4
6200	Professional and Outside Services	1,361.1	2,285.2	0.0	2,285.2
6500	Travel In-State	(0.1)	15.0	0.0	15.0
6600	Travel Out of State	1.4	0.0	0.0	0.0
6700	Food	0.0	0.0	0.0	0.0
6800	Aid to Organizations and Individuals	0.0	0.0	0.0	0.0
7000	Other Operating Expenses	25.5	55.1	0.0	55.1
8000	Equipment	4.7	0.0	0.0	0.0
8100	Capital Outlay	0.0	0.0	0.0	0.0
8600	Debt Service	0.0	0.0	0.0	0.0
9000	Cost Allocation	685.4	872.7	0.0	872.7
9100	Transfers	0.0	0.0	0.0	0.0
<b>Expenditure Categories Total:</b>		3,958.5	5,167.3	0.0	5,167.3
Fund Source					
<b>Appropriated Funds</b>					
EV4150-A	Safe Drinking Water Program Fund (Appropriated)	0.0	0.0	0.0	0.0
		0.0	0.0	0.0	0.0
<b>Non-Appropriated Funds</b>					
EV2000-N	Federal Grants Fund (Non-Appropriated)	0.0	158.1	0.0	158.1
EV2308-N	Monitoring Assistance Fund (Non-Appropriated)	824.1	767.7	0.0	767.7
EV2500-N	IGA and ISA Fund (Non-Appropriated)	3,134.4	4,241.5	0.0	4,241.5
		3,958.5	5,167.3	0.0	5,167.3
<b>Fund Source Total:</b>		3,958.5	5,167.3	0.0	5,167.3

## Program Budget Unit Summary of Expenditures and Budget Request for Selected Funds

**Agency:** Department of Environmental Quality

FY 2020 Actual	FY 2021 Expd. Plan	FY 2022 Fund. Issue	FY 2022 Total Request
-------------------	-----------------------	------------------------	--------------------------

**Program:** Safe Drinking Water

**Fund:** EV2000-N Federal Grants Fund

**Non-Appropriated**

6000 Personal Services	0.0	0.0	0.0	0.0
6100 Employee Related Expenses	0.0	0.0	0.0	0.0
6200 Professional and Outside Services	0.0	155.0	0.0	155.0
6500 Travel In-State	0.0	3.1	0.0	3.1
6600 Travel Out of State	0.0	0.0	0.0	0.0
6700 Food	0.0	0.0	0.0	0.0
6800 Aid to Organizations and Individuals	0.0	0.0	0.0	0.0
7000 Other Operating Expenses	0.0	0.0	0.0	0.0
8000 Equipment	0.0	0.0	0.0	0.0
8100 Capital Outlay	0.0	0.0	0.0	0.0
8600 Debt Service	0.0	0.0	0.0	0.0
9000 Cost Allocation	0.0	0.0	0.0	0.0
9100 Transfers	0.0	0.0	0.0	0.0

<b>Non-Appropriated Total:</b>	0.0	158.1	0.0	158.1
--------------------------------	-----	-------	-----	-------

<b>Fund Total:</b>	0.0	158.1	0.0	158.1
--------------------	-----	-------	-----	-------

**Fund:** EV2308-N Monitoring Assistance Fund

**Non-Appropriated**

0000 FTE	1.2	1.2	0.0	1.2
6000 Personal Services	55.8	54.5	0.0	54.5
6100 Employee Related Expenses	21.0	20.2	0.0	20.2
6200 Professional and Outside Services	709.0	651.0	0.0	651.0
6500 Travel In-State	0.0	3.0	0.0	3.0
6600 Travel Out of State	0.0	0.0	0.0	0.0
6700 Food	0.0	0.0	0.0	0.0
6800 Aid to Organizations and Individuals	0.0	0.0	0.0	0.0
7000 Other Operating Expenses	5.3	5.4	0.0	5.4
8000 Equipment	0.0	0.0	0.0	0.0
8100 Capital Outlay	0.0	0.0	0.0	0.0



## Program Budget Unit Summary of Expenditures and Budget Request for Selected Funds

**Agency:** Department of Environmental Quality

FY 2020 Actual	FY 2021 Expd. Plan	FY 2022 Fund. Issue	FY 2022 Total Request
-------------------	-----------------------	------------------------	--------------------------

**Program:** Safe Drinking Water

**Fund:** EV2308-N Monitoring Assistance Fund

**Non-Appropriated**

8600 Debt Service	0.0	0.0	0.0	0.0
9000 Cost Allocation	33.0	33.6	0.0	33.6
9100 Transfers	0.0	0.0	0.0	0.0

<b>Non-Appropriated Total:</b>	824.1	767.7	0.0	767.7
--------------------------------	-------	-------	-----	-------

<b>Fund Total:</b>	824.1	767.7	0.0	767.7
--------------------	-------	-------	-----	-------

**Fund:** EV2500-N IGA and ISA Fund

**Non-Appropriated**

0000 FTE	27.1	27.0	0.0	27.0
6000 Personal Services	1,324.2	1,341.4	0.0	1,341.4
6100 Employee Related Expenses	479.5	523.2	0.0	523.2
6200 Professional and Outside Services	652.1	1,479.2	0.0	1,479.2
6500 Travel In-State	(0.1)	8.9	0.0	8.9
6600 Travel Out of State	1.4	0.0	0.0	0.0
6700 Food	0.0	0.0	0.0	0.0
6800 Aid to Organizations and Individuals	0.0	0.0	0.0	0.0
7000 Other Operating Expenses	20.2	49.7	0.0	49.7
8000 Equipment	4.7	0.0	0.0	0.0
8100 Capital Outlay	0.0	0.0	0.0	0.0
8600 Debt Service	0.0	0.0	0.0	0.0
9000 Cost Allocation	652.4	839.1	0.0	839.1
9100 Transfers	0.0	0.0	0.0	0.0

<b>Non-Appropriated Total:</b>	3,134.4	4,241.5	0.0	4,241.5
--------------------------------	---------	---------	-----	---------

<b>Fund Total:</b>	3,134.4	4,241.5	0.0	4,241.5
--------------------	---------	---------	-----	---------

**Fund:** EV4150-A Safe Drinking Water Program Fund

**Appropriated**

0000 FTE	0.0	0.0	0.0	0.0
6000 Personal Services	0.0	0.0	0.0	0.0
6100 Employee Related Expenses	0.0	0.0	0.0	0.0

## Program Budget Unit Summary of Expenditures and Budget Request for Selected Funds

**Agency:** Department of Environmental Quality

FY 2020 Actual	FY 2021 Expd. Plan	FY 2022 Fund. Issue	FY 2022 Total Request
-------------------	-----------------------	------------------------	--------------------------

**Program:** Safe Drinking Water

**Fund:** EV4150-A Safe Drinking Water Program Fund

**Appropriated**

6200 Professional and Outside Services	0.0	0.0	0.0	0.0
6500 Travel In-State	0.0	0.0	0.0	0.0
6600 Travel Out of State	0.0	0.0	0.0	0.0
6700 Food	0.0	0.0	0.0	0.0
6800 Aid to Organizations and Individuals	0.0	0.0	0.0	0.0
7000 Other Operating Expenses	0.0	0.0	0.0	0.0
8000 Equipment	0.0	0.0	0.0	0.0
8100 Capital Outlay	0.0	0.0	0.0	0.0
8600 Debt Service	0.0	0.0	0.0	0.0
9000 Cost Allocation	0.0	0.0	0.0	0.0
9100 Transfers	0.0	0.0	0.0	0.0

<b>Appropriated Total:</b>	0.0	0.0	0.0	0.0
----------------------------	-----	-----	-----	-----

<b>Fund Total:</b>	0.0	0.0	0.0	0.0
--------------------	-----	-----	-----	-----

<b>Program Total For Selected Funds:</b>	3,958.5	5,167.3	0.0	5,167.3
--	---------	---------	-----	---------

## Program Expenditure Schedule

<b>Agency:</b>	Department of Environmental Quality
<b>Program:</b>	Safe Drinking Water

	<b>FY 2020 Actual</b>	<b>FY 2021 Expd. Plan</b>
FTE	28.3	28.2
<b>Expenditure Category Total</b>	<b>28.3</b>	<b>28.2</b>
<b>Appropriated</b>		
EV4150-A Safe Drinking Water Program Fund (Appropriated)	0.0	0.0
	<b>0.0</b>	<b>0.0</b>
<b>Non-Appropriated</b>		
EV2308-N Monitoring Assistance Fund (Non-Appropriated)	1.2	1.2
EV2500-N IGA and ISA Fund (Non-Appropriated)	27.1	27.0
	<b>28.3</b>	<b>28.2</b>
<b>Fund Source Total</b>	<b>28.3</b>	<b>28.2</b>
Personal Services	1,380.0	1,395.9
Boards and Commissions	0.0	0.0
<b>Expenditure Category Total</b>	<b>1,380.0</b>	<b>1,395.9</b>
<b>Non-Appropriated</b>		
EV2308-N Monitoring Assistance Fund (Non-Appropriated)	55.8	54.5
EV2500-N IGA and ISA Fund (Non-Appropriated)	1,324.2	1,341.4
	<b>1,380.0</b>	<b>1,395.9</b>
<b>Fund Source Total</b>	<b>1,380.0</b>	<b>1,395.9</b>
Employee Related Expenses	500.5	543.4
<b>Expenditure Category Total</b>	<b>500.5</b>	<b>543.4</b>
<b>Non-Appropriated</b>		
EV2308-N Monitoring Assistance Fund (Non-Appropriated)	21.0	20.2
EV2500-N IGA and ISA Fund (Non-Appropriated)	479.5	523.2
	<b>500.5</b>	<b>543.4</b>
<b>Fund Source Total</b>	<b>500.5</b>	<b>543.4</b>
Professional and Outside Services		2,285.2
External Prof/Outside Serv Budg And Appn	0.0	
External Investment Services	0.0	
Other External Financial Services	0.0	
Attorney General Legal Services	18.3	
External Legal Services	0.0	
External Engineer/Architect Cost - Exp	0.0	
External Engineer/Architect Cost- Cap	0.0	
Other Design	0.0	
Temporary Agency Services	1.3	
Hospital Services	0.0	
Other Medical Services	0.0	
Institutional Care	0.0	
Education And Training	0.0	
Vendor Travel	0.0	
Professional & Outside Services Excluded from Cost Alloca	0.0	
Vendor Travel - Non Reportable	0.0	
External Telecom Consulting Services	0.0	
Costs related to those in custody of the State	0.0	
Non - Confidential Specialist Fees	0.0	
Confidential Specialist Fees	0.0	
Outside Actuarial Costs	0.0	

## Program Expenditure Schedule

<b>Agency:</b>	Department of Environmental Quality
<b>Program:</b>	Safe Drinking Water

	FY 2020 Actual	FY 2021 Expd. Plan
Other Professional And Outside Services	1,341.5	
<b>Expenditure Category Total</b>	<b>1,361.1</b>	<b>2,285.2</b>
<b>Non-Appropriated</b>		
EV2000-N Federal Grants Fund (Non-Appropriated)	0.0	155.0
EV2308-N Monitoring Assistance Fund (Non-Appropriated)	709.0	651.0
EV2500-N IGA and ISA Fund (Non-Appropriated)	652.1	1,479.2
	<b>1,361.1</b>	<b>2,285.2</b>
<b>Fund Source Total</b>	<b>1,361.1</b>	<b>2,285.2</b>
Travel In-State	(0.1)	15.0
<b>Expenditure Category Total</b>	<b>(0.1)</b>	<b>15.0</b>
<b>Non-Appropriated</b>		
EV2000-N Federal Grants Fund (Non-Appropriated)	0.0	3.1
EV2308-N Monitoring Assistance Fund (Non-Appropriated)	0.0	3.0
EV2500-N IGA and ISA Fund (Non-Appropriated)	(0.1)	8.9
	<b>(0.1)</b>	<b>15.0</b>
<b>Fund Source Total</b>	<b>(0.1)</b>	<b>15.0</b>
Travel Out of State	1.4	0.0
<b>Expenditure Category Total</b>	<b>1.4</b>	<b>0.0</b>
<b>Non-Appropriated</b>		
EV2500-N IGA and ISA Fund (Non-Appropriated)	1.4	0.0
	<b>1.4</b>	<b>0.0</b>
<b>Fund Source Total</b>	<b>1.4</b>	<b>0.0</b>
Food	0.0	0.0
<b>Expenditure Category Total</b>	<b>0.0</b>	<b>0.0</b>
Aid to Organizations and Individuals	0.0	0.0
<b>Expenditure Category Total</b>	<b>0.0</b>	<b>0.0</b>
Other Operating Expenses		55.1
Other Operating Expenditures Budg Approp	0.0	
Other Operating Expenditures Excluded from Cost Allocati	0.0	
Risk Management Charges To State Agency	0.0	
Risk Management Deductible - Indemnity	0.0	
Risk Management Deductible - Legal	0.0	
Risk Management Deductible - Medical	0.0	
Risk Management Deductible - Other	0.0	
Gen Liab- Non Physical-Taxable- Self Ins	0.0	
Gross Proceeds Payments To Attorneys	0.0	
General Liability- Non-Taxable- Self Ins	0.0	
Medical Malpractice - Self-Insured	0.0	
Automobile Liability - Self Insured	0.0	
General Property Damage - Self- Insured	0.0	
Automobile Physical Damage-Self Insured	0.0	
Liability Insurance Premiums	0.0	
Property Insurance Premiums	0.0	
Workers Compensation Benefit Payments	0.0	

## Program Expenditure Schedule

<b>Agency:</b>	<b>Department of Environmental Quality</b>
<b>Program:</b>	<b>Safe Drinking Water</b>

	<u>FY 2020 Actual</u>	<u>FY 2021 Expd. Plan</u>
Self Insurance - Administrative Fees	0.0	
Self Insurance - Premiums	0.0	
Self Insurance - Claim Payments	0.0	
Self Insurance - Pharmacy Claims	0.0	
Premium Tax On Altcs	0.0	
Other Insurance-Related Charges	0.0	
Internal Service Data Processing	0.0	
Internal Service Data Proc- Pc/Lan	0.0	
External Programming-Mainframe/Legacy	0.0	
External Programming- Pc/Lan/Serv/Web	0.0	
External Data Entry	0.0	
Othr External Data Proc-Mainframe/Legacy	0.0	
Othr External Data Proc-Pc/Lan/Serv/Web	0.0	
Pmt for AFIS Development & Usage	0.0	
Internal Service Telecommunications	0.0	
External Telecom Long Distance-In-State	0.0	
External Telecom Long Distance-Out-State	0.0	
Other External Telecommunication Service	0.0	
Electricity	0.0	
Sanitation Waste Disposal	0.0	
Water	0.0	
Gas And Fuel Oil For Buildings	0.0	
Other Utilities	0.0	
Building Rent Charges To State Agencies	0.0	
Priv Lease To Own Bld Rent Chrgs To Agy	0.0	
Cert Of Part Bld Rent Chrgs To Agy	5.3	
Rental Of Land And Buildings	0.0	
Rental Of Computer Equipment	0.0	
Rental Of Other Machinery And Equipment	0.0	
Miscellaneous Rent	0.0	
Interest On Overdue Payments	0.0	
All Other Interest Payments	0.0	
Internal Acct/Budg/Financial Svcs	0.0	
Other Internal Services	0.0	
Repair And Maintenance - Buildings	0.0	
Repair And Maintenance - Vehicles	0.0	
Repair And Maint - Mainframe And Legacy	0.0	
Repair And Maint-Pc/Lan/Serv/Web	0.0	
Repair And Maintenance - Other Equipment	0.0	
Other Repair And Maintenance	0.0	
Software Support And Maintenance	2.0	
Uniforms	0.0	
Inmate Clothing	0.0	
Security Supplies	0.0	
Office Supplies	0.4	
Computer Supplies	0.0	
Housekeeping Supplies	0.0	
Bedding And Bath Supplies	0.0	
Drugs And Medicine Supplies	0.0	
Medical Supplies	0.0	
Dental Supplies	0.0	

## Program Expenditure Schedule

<b>Agency:</b>	<b>Department of Environmental Quality</b>
<b>Program:</b>	<b>Safe Drinking Water</b>

	<b>FY 2020 Actual</b>	<b>FY 2021 Expd. Plan</b>
Automotive And Transportation Fuels	0.0	
Automotive Lubricants And Supplies	0.0	
Rpr And Maint Supplies-Not Auto Or Build	0.0	
Repair And Maintenance Supplies-Building	0.0	
Other Operating Supplies	3.4	
Publications	0.0	
Aggregate Withheld Or Paid Commissions	0.0	
Lottery Prizes	0.0	
Lottery Distribution Costs	0.0	
Material for Further Processing	0.0	
Other Resale Supplies	0.0	
Loss On Sales Of Capital Assets	0.0	
Loss on Sales of Investments	0.0	
Employee Tuition Reimbursement-Graduate	0.0	
Employee Tuition Reimb Under-Grad/Other	2.0	
Conference Registration-Attendance Fees	0.0	
Other Education And Training Costs	0.0	
Advertising	0.3	
Sponsorships	0.0	
Internal Printing	0.0	
External Printing	3.7	
Photography	0.0	
Postage And Delivery	0.0	
Document shredding and Destruction Services	0.0	
Translation and Sign Language Services	0.0	
Distribution To State Universities	0.0	
Other Intrastate Distributions	0.0	
Awards	0.0	
Entertainment And Promotional Items	0.0	
Dues	3.3	
Books- Subscriptions And Publications	5.1	
Costs For Digital Image Or Microfilm	0.0	
Revolving Fund Advances	0.0	
Credit Card Fees Over Approved Limit	0.0	
Relief Bill Expenditures	0.0	
Surplus Property Distr To State Agencies	0.0	
Security Services	0.0	
Judgments - Damages	0.0	
ICA Payments to Claimants Confidential	0.0	
Jdgmnt-Confidential Restitution To Indiv	0.0	
Judgments - Non-Confidential Restitution	0.0	
Judgments - Punitive And Compensatory	0.0	
Pmts Made to Resolve/Disputes/Avoid Costs of Litigation	0.0	
Pmts For Contracted State Inmate Labor	0.0	
Payments To State Inmates	0.0	
Bad Debt Expense	0.0	
Interview Expense	0.0	
Employee Relocations-Nontaxable	0.0	
Employee Relocations-Taxable	0.0	
Non-Confidential Invest/Legal/Law Enf	0.0	
Conf/Sensitive Invest/Legal/Undercover	0.0	

## Program Expenditure Schedule

<b>Agency:</b>	<b>Department of Environmental Quality</b>
<b>Program:</b>	<b>Safe Drinking Water</b>

	<b>FY 2020 Actual</b>	<b>FY 2021 Expd. Plan</b>
Fingerprinting, Background Checks, Etc.	0.0	
Other Miscellaneous Operating	0.0	
<b>Expenditure Category Total</b>	<b>25.5</b>	<b>55.1</b>
<b>Non-Appropriated</b>		
EV2308-N Monitoring Assistance Fund (Non-Appropriated)	5.3	5.4
EV2500-N IGA and ISA Fund (Non-Appropriated)	20.2	49.7
	<b>25.5</b>	<b>55.1</b>
<b>Fund Source Total</b>	<b>25.5</b>	<b>55.1</b>
Current Year Expenditures		0.0
Capital Equipment Budget And Approp	0.0	
Vehicles Capital Purchase	0.0	
Vehicles Capital Leases	0.0	
Furniture Capital Purchase	0.0	
Depreciable Works Of Art & Hist Treas/Coll Capital Purcha	0.0	
Non Depr Works Of Art & Hist Treas/Coll Cap Purchase	0.0	
Furniture Capital Leases	0.0	
Computer Equipment Capital Purchase	0.0	
Computer Equipment Capital Lease	0.0	
Telecommunication Equip-Capital Purchase	0.0	
Telecommunication Equip-Capital Lease	0.0	
Other Equipment Capital Purchase	0.0	
Other Equipment Capital Leases	0.0	
Purchased Or Licensed Software-Website	0.0	
Internally Generated Software-Website	0.0	
Development in Progress	0.0	
Right-Of-Way/Easement/Extraction Rights	0.0	
Oth Int Assets purchased, licensed or internally generate	0.0	
Other intangible assets acquired by capital lease	0.0	
Other Capital Asset Purchases	0.0	
Leasehold Improvement-Capital Purchase	0.0	
Other Capital Asset Leases	0.0	
Non-Capital Equip Budget And Approp	0.0	
Vehicles Non-Capital Purchase	0.0	
Vehicles Non-Capital Leases	0.0	
Furniture Non-Capital Purchase	0.0	
Works Of Art And Hist Treas-Non Capital	0.0	
Furniture Non-Capital Leases	0.0	
Computer Equipment Non-Capital Purchase	0.0	
Computer Equipment Non-Capital Lease	0.0	
Telecomm Equip Non-Capital Purchase	0.0	
Telecomm Equip Non-Capital Leases	0.0	
Other Equipment Non-Capital Purchase	0.0	
Weapons Non-Capital Purchase	0.0	
Other Equipment Non-Capital Lease	0.0	
Purchased Or Licensed Software/Website	4.7	
Internally Generated Software/Website	0.0	
LICENSES AND PERMITS	0.0	
Right-Of-Way/Easement/Extraction Exp	0.0	
Other Intangible Assets - Purchased, Licensed or Internall	0.0	
Noncapital Software/Web By Capital Lease	0.0	

## Program Expenditure Schedule

<b>Agency:</b>	Department of Environmental Quality
<b>Program:</b>	Safe Drinking Water

	FY 2020 Actual	FY 2021 Expd. Plan
Other Intangible Assets Acquired by Capital Lease	0.0	
Other Long Lived Tangible Assets to be Expenses	0.0	
Non-Capital Equipment Excluded from Cost Allocation	0.0	
<b>Expenditure Category Total</b>	<b>4.7</b>	<b>0.0</b>
<b>Non-Appropriated</b>		
EV2500-N IGA and ISA Fund (Non-Appropriated)	4.7	0.0
<b>Fund Source Total</b>	<b>4.7</b>	<b>0.0</b>
Capital Outlay	0.0	0.0
<b>Expenditure Category Total</b>	<b>0.0</b>	<b>0.0</b>
Debt Service	0.0	0.0
<b>Expenditure Category Total</b>	<b>0.0</b>	<b>0.0</b>
Cost Allocation	685.4	872.7
<b>Expenditure Category Total</b>	<b>685.4</b>	<b>872.7</b>
<b>Non-Appropriated</b>		
EV2308-N Monitoring Assistance Fund (Non-Appropriated)	33.0	33.6
EV2500-N IGA and ISA Fund (Non-Appropriated)	652.4	839.1
<b>Fund Source Total</b>	<b>685.4</b>	<b>872.7</b>
Transfers	0.0	0.0
<b>Expenditure Category Total</b>	<b>0.0</b>	<b>0.0</b>

<b>Employee Retirement Coverage</b>			
<b>Retirement System</b>	<b>FTE</b>	<b>Personal Services</b>	<b>Fund#</b>
Arizona State Retirement System	1.2	54.5	EV2308-N
Arizona State Retirement System	27.0	1,341.4	EV2500-N
Arizona State Retirement System	0.0	0.0	EV4150-A



## Program Budget Unit Summary of Expenditures and Budget Request for All Funds

<b>Agency:</b>	Department of Environmental Quality
<b>Program:</b>	Water Re-Use

<b>Expenditure Categories</b>		<b>FY 2020</b>	<b>FY 2021</b>	<b>FY 2022</b>	<b>FY 2022</b>
		<b>Actual</b>	<b>Expd. Plan</b>	<b>Fund. Issue</b>	<b>Total Request</b>
0000	FTE	2.9	2.9	0.0	2.9
6000	Personal Services	201.9	234.5	0.0	234.5
6100	Employee Related Expenses	78.1	90.6	0.0	90.6
6200	Professional and Outside Services	0.0	0.0	0.0	0.0
6500	Travel In-State	0.3	0.0	0.0	0.0
6600	Travel Out of State	0.0	0.0	0.0	0.0
6700	Food	0.0	0.0	0.0	0.0
6800	Aid to Organizations and Individuals	0.0	0.0	0.0	0.0
7000	Other Operating Expenses	20.9	21.4	0.0	21.4
8000	Equipment	0.0	0.0	0.0	0.0
8100	Capital Outlay	0.0	0.0	0.0	0.0
8600	Debt Service	0.0	0.0	0.0	0.0
9000	Cost Allocation	97.9	146.3	0.0	146.3
9100	Transfers	0.0	0.0	0.0	0.0
<b>Expenditure Categories Total:</b>		399.1	492.8	0.0	492.8
<b>Fund Source</b>					
<b>Appropriated Funds</b>					
EV4100-A	Water Quality Fee Fund (Appropriated)	399.1	492.8	0.0	492.8
EV4150-A	Safe Drinking Water Program Fund (Appropriated)	0.0	0.0	0.0	0.0
		399.1	492.8	0.0	492.8
<b>Fund Source Total:</b>		399.1	492.8	0.0	492.8

## Program Budget Unit Summary of Expenditures and Budget Request for Selected Funds

**Agency:** Department of Environmental Quality

FY 2020 Actual	FY 2021 Expd. Plan	FY 2022 Fund. Issue	FY 2022 Total Request
-------------------	-----------------------	------------------------	--------------------------

**Program:** Water Re-Use

**Fund:** EV4100-A Water Quality Fee Fund

**Appropriated**

6000 Personal Services	201.9	234.5	0.0	234.5
6100 Employee Related Expenses	78.1	90.6	0.0	90.6
6200 Professional and Outside Services	0.0	0.0	0.0	0.0
6500 Travel In-State	0.3	0.0	0.0	0.0
6600 Travel Out of State	0.0	0.0	0.0	0.0
6700 Food	0.0	0.0	0.0	0.0
6800 Aid to Organizations and Individuals	0.0	0.0	0.0	0.0
7000 Other Operating Expenses	20.9	21.4	0.0	21.4
8000 Equipment	0.0	0.0	0.0	0.0
8100 Capital Outlay	0.0	0.0	0.0	0.0
8600 Debt Service	0.0	0.0	0.0	0.0
9000 Cost Allocation	97.9	146.3	0.0	146.3
9100 Transfers	0.0	0.0	0.0	0.0

**Appropriated Total:**

	399.1	492.8	0.0	492.8
--	-------	-------	-----	-------

**Fund Total:**

	399.1	492.8	0.0	492.8
--	-------	-------	-----	-------

**Fund:** EV4150-A Safe Drinking Water Program Fund

**Appropriated**

0000 FTE	2.9	2.9	0.0	2.9
6000 Personal Services	0.0	0.0	0.0	0.0
6100 Employee Related Expenses	0.0	0.0	0.0	0.0
6200 Professional and Outside Services	0.0	0.0	0.0	0.0
6500 Travel In-State	0.0	0.0	0.0	0.0
6600 Travel Out of State	0.0	0.0	0.0	0.0
6700 Food	0.0	0.0	0.0	0.0
6800 Aid to Organizations and Individuals	0.0	0.0	0.0	0.0
7000 Other Operating Expenses	0.0	0.0	0.0	0.0
8000 Equipment	0.0	0.0	0.0	0.0
8100 Capital Outlay	0.0	0.0	0.0	0.0

## Program Budget Unit Summary of Expenditures and Budget Request for Selected Funds

**Agency:** Department of Environmental Quality

FY 2020 Actual	FY 2021 Expd. Plan	FY 2022 Fund. Issue	FY 2022 Total Request
-------------------	-----------------------	------------------------	--------------------------

**Program:** Water Re-Use

**Fund:** EV4150-A Safe Drinking Water Program Fund

**Appropriated**

8600 Debt Service	0.0	0.0	0.0	0.0
9000 Cost Allocation	0.0	0.0	0.0	0.0
9100 Transfers	0.0	0.0	0.0	0.0

<b>Appropriated Total:</b>	0.0	0.0	0.0	0.0
----------------------------	-----	-----	-----	-----

<b>Fund Total:</b>	0.0	0.0	0.0	0.0
--------------------	-----	-----	-----	-----

<b>Program Total For Selected Funds:</b>	399.1	492.8	0.0	492.8
--	-------	-------	-----	-------

## Program Expenditure Schedule

<b>Agency:</b>	<b>Department of Environmental Quality</b>
<b>Program:</b>	<b>Water Re-Use</b>

	<b>FY 2020 Actual</b>	<b>FY 2021 Expd. Plan</b>
FTE	2.9	2.9
<b>Expenditure Category Total</b>	<b>2.9</b>	<b>2.9</b>
<b>Appropriated</b>		
EV4150-A Safe Drinking Water Program Fund (Appropriated)	2.9	2.9
<b>Fund Source Total</b>	<b>2.9</b>	<b>2.9</b>
Personal Services	201.9	234.5
Boards and Commissions	0.0	0.0
<b>Expenditure Category Total</b>	<b>201.9</b>	<b>234.5</b>
<b>Appropriated</b>		
EV4100-A Water Quality Fee Fund (Appropriated)	201.9	234.5
<b>Fund Source Total</b>	<b>201.9</b>	<b>234.5</b>
Employee Related Expenses	78.1	90.6
<b>Expenditure Category Total</b>	<b>78.1</b>	<b>90.6</b>
<b>Appropriated</b>		
EV4100-A Water Quality Fee Fund (Appropriated)	78.1	90.6
<b>Fund Source Total</b>	<b>78.1</b>	<b>90.6</b>
Professional and Outside Services		0.0
External Prof/Outside Serv Budg And Appn	0.0	
External Investment Services	0.0	
Other External Financial Services	0.0	
Attorney General Legal Services	0.0	
External Legal Services	0.0	
External Engineer/Architect Cost - Exp	0.0	
External Engineer/Architect Cost- Cap	0.0	
Other Design	0.0	
Temporary Agency Services	0.0	
Hospital Services	0.0	
Other Medical Services	0.0	
Institutional Care	0.0	
Education And Training	0.0	
Vendor Travel	0.0	
Professional & Outside Services Excluded from Cost Alloca	0.0	
Vendor Travel - Non Reportable	0.0	
External Telecom Consulting Services	0.0	
Costs related to those in custody of the State	0.0	
Non - Confidential Specialist Fees	0.0	
Confidential Specialist Fees	0.0	
Outside Actuarial Costs	0.0	
Other Professional And Outside Services	0.0	
<b>Expenditure Category Total</b>	<b>0.0</b>	<b>0.0</b>
Travel In-State	0.3	0.0

## Program Expenditure Schedule

<b>Agency:</b>	<b>Department of Environmental Quality</b>
<b>Program:</b>	<b>Water Re-Use</b>

	<b>FY 2020 Actual</b>	<b>FY 2021 Expd. Plan</b>
<b>Expenditure Category Total</b>	<b>0.3</b>	<b>0.0</b>
<b>Appropriated</b>		
EV4100-A Water Quality Fee Fund (Appropriated)	0.3	0.0
<b>Fund Source Total</b>	<b>0.3</b>	<b>0.0</b>
Travel Out of State	0.0	0.0
<b>Expenditure Category Total</b>	<b>0.0</b>	<b>0.0</b>
Food	0.0	0.0
<b>Expenditure Category Total</b>	<b>0.0</b>	<b>0.0</b>
Aid to Organizations and Individuals	0.0	0.0
<b>Expenditure Category Total</b>	<b>0.0</b>	<b>0.0</b>
Other Operating Expenses		21.4
Other Operating Expenditures Budg Approp	0.0	
Other Operating Expenditures Excluded from Cost Allocati	0.0	
Risk Management Charges To State Agency	0.0	
Risk Management Deductible - Indemnity	0.0	
Risk Management Deductible - Legal	0.0	
Risk Management Deductible - Medical	0.0	
Risk Management Deductible - Other	0.0	
Gen Liab- Non Physical-Taxable- Self Ins	0.0	
Gross Proceeds Payments To Attorneys	0.0	
General Liability- Non-Taxable- Self Ins	0.0	
Medical Malpractice - Self-Insured	0.0	
Automobile Liability - Self Insured	0.0	
General Property Damage - Self- Insured	0.0	
Automobile Physical Damage-Self Insured	0.0	
Liability Insurance Premiums	0.0	
Property Insurance Premiums	0.0	
Workers Compensation Benefit Payments	0.0	
Self Insurance - Administrative Fees	0.0	
Self Insurance - Premiums	0.0	
Self Insurance - Claim Payments	0.0	
Self Insurance - Pharmacy Claims	0.0	
Premium Tax On Altcs	0.0	
Other Insurance-Related Charges	0.0	
Internal Service Data Processing	0.0	
Internal Service Data Proc- Pc/Lan	0.0	
External Programming-Mainframe/Legacy	0.0	
External Programming- Pc/Lan/Serv/Web	0.0	
External Data Entry	0.0	
Othr External Data Proc-Mainframe/Legacy	0.0	
Othr External Data Proc-Pc/Lan/Serv/Web	0.0	
Pmt for AFIS Development & Usage	0.0	
Internal Service Telecommunications	0.0	
External Telecom Long Distance-In-State	0.0	

## Program Expenditure Schedule

<b>Agency:</b>	<b>Department of Environmental Quality</b>
<b>Program:</b>	<b>Water Re-Use</b>

	<u>FY 2020 Actual</u>	<u>FY 2021 Expd. Plan</u>
External Telecom Long Distance-Out-State	0.0	
Other External Telecommunication Service	0.0	
Electricity	0.0	
Sanitation Waste Disposal	0.0	
Water	0.0	
Gas And Fuel Oil For Buildings	0.0	
Other Utilities	0.0	
Building Rent Charges To State Agencies	0.0	
Priv Lease To Own Bld Rent Chrgs To Agy	0.0	
Cert Of Part Bld Rent Chrgs To Agy	20.3	
Rental Of Land And Buildings	0.0	
Rental Of Computer Equipment	0.0	
Rental Of Other Machinery And Equipment	0.0	
Miscellaneous Rent	0.0	
Interest On Overdue Payments	0.0	
All Other Interest Payments	0.0	
Internal Acct/Budg/Financial Svcs	0.0	
Other Internal Services	0.0	
Repair And Maintenance - Buildings	0.0	
Repair And Maintenance - Vehicles	0.0	
Repair And Maint - Mainframe And Legacy	0.0	
Repair And Maint-Pc/Lan/Serv/Web	0.0	
Repair And Maintenance - Other Equipment	0.0	
Other Repair And Maintenance	0.0	
Software Support And Maintenance	0.0	
Uniforms	0.0	
Inmate Clothing	0.0	
Security Supplies	0.0	
Office Supplies	0.0	
Computer Supplies	0.0	
Housekeeping Supplies	0.0	
Bedding And Bath Supplies	0.0	
Drugs And Medicine Supplies	0.0	
Medical Supplies	0.0	
Dental Supplies	0.0	
Automotive And Transportation Fuels	0.0	
Automotive Lubricants And Supplies	0.0	
Rpr And Maint Supplies-Not Auto Or Build	0.0	
Repair And Maintenance Supplies-Building	0.0	
Other Operating Supplies	0.0	
Publications	0.0	
Aggregate Withheld Or Paid Commissions	0.0	
Lottery Prizes	0.0	
Lottery Distribution Costs	0.0	
Material for Further Processing	0.0	
Other Resale Supplies	0.0	
Loss On Sales Of Capital Assets	0.0	
Loss on Sales of Investments	0.0	
Employee Tuition Reimbursement-Graduate	0.0	
Employee Tuition Reimb Under-Grad/Other	0.0	
Conference Registration-Attendance Fees	0.0	

## Program Expenditure Schedule

<b>Agency:</b>	<b>Department of Environmental Quality</b>
<b>Program:</b>	<b>Water Re-Use</b>

	<b>FY 2020 Actual</b>	<b>FY 2021 Expd. Plan</b>
Other Education And Training Costs	0.3	
Advertising	0.0	
Sponsorships	0.0	
Internal Printing	0.0	
External Printing	0.0	
Photography	0.0	
Postage And Delivery	0.0	
Document shredding and Destruction Services	0.0	
Translation and Sign Language Services	0.0	
Distribution To State Universities	0.0	
Other Intrastate Distributions	0.0	
Awards	0.0	
Entertainment And Promotional Items	0.0	
Dues	0.3	
Books- Subscriptions And Publications	0.0	
Costs For Digital Image Or Microfilm	0.0	
Revolving Fund Advances	0.0	
Credit Card Fees Over Approved Limit	0.0	
Relief Bill Expenditures	0.0	
Surplus Property Distr To State Agencies	0.0	
Security Services	0.0	
Judgments - Damages	0.0	
ICA Payments to Claimants Confidential	0.0	
Jdgmnt-Confidential Restitution To Indiv	0.0	
Judgments - Non-Confidential Restitution	0.0	
Judgments - Punitive And Compensatory	0.0	
Pmts Made to Resolve/Disputes/Avoid Costs of Litigation	0.0	
Pmts For Contracted State Inmate Labor	0.0	
Payments To State Inmates	0.0	
Bad Debt Expense	0.0	
Interview Expense	0.0	
Employee Relocations-Nontaxable	0.0	
Employee Relocations-Taxable	0.0	
Non-Confidential Invest/Legal/Law Enf	0.0	
Conf/Sensitive Invest/Legal/Undercover	0.0	
Fingerprinting, Background Checks, Etc.	0.0	
Other Miscellaneous Operating	0.0	
<b>Expenditure Category Total</b>	<b>20.9</b>	<b>21.4</b>
<b>Appropriated</b>		
EV4100-A Water Quality Fee Fund (Appropriated)	20.9	21.4
	<b>20.9</b>	<b>21.4</b>
<b>Fund Source Total</b>	<b>20.9</b>	<b>21.4</b>
Current Year Expenditures		0.0
Capital Equipment Budget And Approp	0.0	
Vehicles Capital Purchase	0.0	
Vehicles Capital Leases	0.0	
Furniture Capital Purchase	0.0	
Depreciable Works Of Art & Hist Treas/Coll Capital Purcha	0.0	
Non Depr Works Of Art & Hist Treas/Coll Cap Purchase	0.0	
Furniture Capital Leases	0.0	

## Program Expenditure Schedule

<b>Agency:</b>	<b>Department of Environmental Quality</b>
<b>Program:</b>	<b>Water Re-Use</b>

	<u>FY 2020 Actual</u>	<u>FY 2021 Expd. Plan</u>
Computer Equipment Capital Purchase	0.0	
Computer Equipment Capital Lease	0.0	
Telecommunication Equip-Capital Purchase	0.0	
Telecommunication Equip-Capital Lease	0.0	
Other Equipment Capital Purchase	0.0	
Other Equipment Capital Leases	0.0	
Purchased Or Licensed Software-Website	0.0	
Internally Generated Software-Website	0.0	
Development in Progress	0.0	
Right-Of-Way/Easement/Extraction Rights	0.0	
Oth Int Assets purchased, licensed or internally generate	0.0	
Other intangible assets acquired by capital lease	0.0	
Other Capital Asset Purchases	0.0	
Leasehold Improvement-Capital Purchase	0.0	
Other Capital Asset Leases	0.0	
Non-Capital Equip Budget And Approp	0.0	
Vehicles Non-Capital Purchase	0.0	
Vehicles Non-Capital Leases	0.0	
Furniture Non-Capital Purchase	0.0	
Works Of Art And Hist Treas-Non Capital	0.0	
Furniture Non-Capital Leases	0.0	
Computer Equipment Non-Capital Purchase	0.0	
Computer Equipment Non-Capital Lease	0.0	
Telecomm Equip Non-Capital Purchase	0.0	
Telecomm Equip Non-Capital Leases	0.0	
Other Equipment Non-Capital Purchase	0.0	
Weapons Non-Capital Purchase	0.0	
Other Equipment Non-Capital Lease	0.0	
Purchased Or Licensed Software/Website	0.0	
Internally Generated Software/Website	0.0	
LICENSES AND PERMITS	0.0	
Right-Of-Way/Easement/Extraction Exp	0.0	
Other Intangible Assets - Purchased, Licensed or Internall	0.0	
Noncapital Software/Web By Capital Lease	0.0	
Other Intangible Assets Acquired by Capital Lease	0.0	
Other Long Lived Tangible Assets to be Expenses	0.0	
Non-Capital Equipment Excluded from Cost Allocation	0.0	
<b>Expenditure Category Total</b>	<b>0.0</b>	<b>0.0</b>
<hr/>		
Capital Outlay	0.0	0.0
<b>Expenditure Category Total</b>	<b>0.0</b>	<b>0.0</b>
<hr/>		
Debt Service	0.0	0.0
<b>Expenditure Category Total</b>	<b>0.0</b>	<b>0.0</b>
<hr/>		
Cost Allocation	97.9	146.3



## Program Expenditure Schedule

<b>Agency:</b>	Department of Environmental Quality
<b>Program:</b>	Water Re-Use

	<u>FY 2020 Actual</u>	<u>FY 2021 Expd. Plan</u>
<b>Expenditure Category Total</b>	<b>97.9</b>	<b>146.3</b>
<b>Appropriated</b>		
EV4100-A Water Quality Fee Fund (Appropriated)	97.9	146.3
	<u>97.9</u>	<u>146.3</u>
<b>Fund Source Total</b>	<b>97.9</b>	<b>146.3</b>
<hr/>		
Transfers	0.0	0.0
<b>Expenditure Category Total</b>	<b>0.0</b>	<b>0.0</b>

<b>Employee Retirement Coverage</b>			
<b>Retirement System</b>	<b>FTE</b>	<b>Personal Services</b>	<b>Fund#</b>
Arizona State Retirement System	2.9	234.5	EV4100-A

## Program Budget Unit Summary of Expenditures and Budget Request for All Funds

<b>Agency:</b>	Department of Environmental Quality
<b>Program:</b>	SLI Safe Drinking Water

<b>Expenditure Categories</b>		<b>FY 2020</b>	<b>FY 2021</b>	<b>FY 2022</b>	<b>FY 2022</b>
		<b>Actual</b>	<b>Expd. Plan</b>	<b>Fund. Issue</b>	<b>Total Request</b>
0000	FTE	12.7	13.7	0.0	13.7
6000	Personal Services	664.2	653.9	0.0	653.9
6100	Employee Related Expenses	253.1	250.2	0.0	250.2
6200	Professional and Outside Services	72.3	110.5	0.0	110.5
6500	Travel In-State	25.6	20.8	0.0	20.8
6600	Travel Out of State	4.5	10.0	0.0	10.0
6700	Food	0.0	0.0	0.0	0.0
6800	Aid to Organizations and Individuals	0.0	0.0	0.0	0.0
7000	Other Operating Expenses	126.2	127.7	0.0	127.7
8000	Equipment	10.4	13.0	0.0	13.0
8100	Capital Outlay	0.0	0.0	0.0	0.0
8600	Debt Service	0.0	0.0	0.0	0.0
9000	Cost Allocation	335.8	406.8	0.0	406.8
9100	Transfers	12.8	3.0	0.0	3.0
<b>Expenditure Categories Total:</b>		1,504.9	1,595.9	0.0	1,595.9
<b>Fund Source</b>					
<b>Appropriated Funds</b>					
EV4150-A Safe Drinking Water Program Fund (Appropriated)		1,504.9	1,595.9	0.0	1,595.9
		1,504.9	1,595.9	0.0	1,595.9
<b>Fund Source Total:</b>		1,504.9	1,595.9	0.0	1,595.9

## Program Budget Unit Summary of Expenditures and Budget Request for Selected Funds

**Agency:** Department of Environmental Quality

FY 2020 Actual	FY 2021 Expd. Plan	FY 2022 Fund. Issue	FY 2022 Total Request
-------------------	-----------------------	------------------------	--------------------------

**Program:** SLI Safe Drinking Water

**Fund:** EV4150-A Safe Drinking Water Program Fund

**Appropriated**

0000	FTE	12.7	13.7	0.0	13.7
6000	Personal Services	664.2	653.9	0.0	653.9
6100	Employee Related Expenses	253.1	250.2	0.0	250.2
6200	Professional and Outside Services	72.3	110.5	0.0	110.5
6500	Travel In-State	25.6	20.8	0.0	20.8
6600	Travel Out of State	4.5	10.0	0.0	10.0
6700	Food	0.0	0.0	0.0	0.0
6800	Aid to Organizations and Individuals	0.0	0.0	0.0	0.0
7000	Other Operating Expenses	126.2	127.7	0.0	127.7
8000	Equipment	10.4	13.0	0.0	13.0
8100	Capital Outlay	0.0	0.0	0.0	0.0
8600	Debt Service	0.0	0.0	0.0	0.0
9000	Cost Allocation	335.8	406.8	0.0	406.8
9100	Transfers	12.8	3.0	0.0	3.0

<b>Appropriated Total:</b>	1,504.9	1,595.9	0.0	1,595.9
----------------------------	---------	---------	-----	---------

<b>Fund Total:</b>	1,504.9	1,595.9	0.0	1,595.9
--------------------	---------	---------	-----	---------

<b>Program Total For Selected Funds:</b>	1,504.9	1,595.9	0.0	1,595.9
--	---------	---------	-----	---------

## Program Expenditure Schedule

<b>Agency:</b>	Department of Environmental Quality
<b>Program:</b>	SLI Safe Drinking Water

	FY 2020 Actual	FY 2021 Expd. Plan
FTE	12.7	13.7
<b>Expenditure Category Total</b>	<b>12.7</b>	<b>13.7</b>
<b>Appropriated</b>		
EV4150-A Safe Drinking Water Program Fund (Appropriated)	12.7	13.7
<b>Fund Source Total</b>	<b>12.7</b>	<b>13.7</b>
Personal Services	664.2	653.9
Boards and Commissions	0.0	0.0
<b>Expenditure Category Total</b>	<b>664.2</b>	<b>653.9</b>
<b>Appropriated</b>		
EV4150-A Safe Drinking Water Program Fund (Appropriated)	664.2	653.9
<b>Fund Source Total</b>	<b>664.2</b>	<b>653.9</b>
Employee Related Expenses	253.1	250.2
<b>Expenditure Category Total</b>	<b>253.1</b>	<b>250.2</b>
<b>Appropriated</b>		
EV4150-A Safe Drinking Water Program Fund (Appropriated)	253.1	250.2
<b>Fund Source Total</b>	<b>253.1</b>	<b>250.2</b>
Professional and Outside Services		110.5
External Prof/Outside Serv Budg And Appn	0.0	
External Investment Services	0.0	
Other External Financial Services	0.0	
Attorney General Legal Services	48.0	
External Legal Services	0.0	
External Engineer/Architect Cost - Exp	0.0	
External Engineer/Architect Cost- Cap	0.0	
Other Design	0.0	
Temporary Agency Services	0.4	
Hospital Services	0.0	
Other Medical Services	0.0	
Institutional Care	0.0	
Education And Training	0.7	
Vendor Travel	0.0	
Professional & Outside Services Excluded from Cost Alloca	0.0	
Vendor Travel - Non Reportable	0.0	
External Telecom Consulting Services	0.0	
Costs related to those in custody of the State	0.0	
Non - Confidential Specialist Fees	0.0	
Confidential Specialist Fees	0.0	
Outside Actuarial Costs	0.0	
Other Professional And Outside Services	23.2	

## Program Expenditure Schedule

<b>Agency:</b>	Department of Environmental Quality
<b>Program:</b>	SLI Safe Drinking Water

	FY 2020 Actual	FY 2021 Expd. Plan
<b>Expenditure Category Total</b>	<b>72.3</b>	<b>110.5</b>
<b>Appropriated</b>		
EV4150-A Safe Drinking Water Program Fund (Appropriated)	72.3	110.5
<b>Fund Source Total</b>	<b>72.3</b>	<b>110.5</b>
Travel In-State	25.6	20.8
<b>Expenditure Category Total</b>	<b>25.6</b>	<b>20.8</b>
<b>Appropriated</b>		
EV4150-A Safe Drinking Water Program Fund (Appropriated)	25.6	20.8
<b>Fund Source Total</b>	<b>25.6</b>	<b>20.8</b>
Travel Out of State	4.5	10.0
<b>Expenditure Category Total</b>	<b>4.5</b>	<b>10.0</b>
<b>Appropriated</b>		
EV4150-A Safe Drinking Water Program Fund (Appropriated)	4.5	10.0
<b>Fund Source Total</b>	<b>4.5</b>	<b>10.0</b>
Food	0.0	0.0
<b>Expenditure Category Total</b>	<b>0.0</b>	<b>0.0</b>
Aid to Organizations and Individuals	0.0	0.0
<b>Expenditure Category Total</b>	<b>0.0</b>	<b>0.0</b>
Other Operating Expenses		127.7
Other Operating Expenditures Budg Approp	0.0	
Other Operating Expenditures Excluded from Cost Allocati	0.0	
Risk Management Charges To State Agency	0.0	
Risk Management Deductible - Indemnity	0.0	
Risk Management Deductible - Legal	0.0	
Risk Management Deductible - Medical	0.0	
Risk Management Deductible - Other	0.0	
Gen Liab- Non Physical-Taxable- Self Ins	0.0	
Gross Proceeds Payments To Attorneys	0.0	
General Liability- Non-Taxable- Self Ins	0.0	
Medical Malpractice - Self-Insured	0.0	
Automobile Liability - Self Insured	0.0	
General Property Damage - Self- Insured	0.0	
Automobile Physical Damage-Self Insured	0.0	
Liability Insurance Premiums	0.0	
Property Insurance Premiums	0.0	
Workers Compensation Benefit Payments	0.0	
Self Insurance - Administrative Fees	0.0	
Self Insurance - Premiums	0.0	
Self Insurance - Claim Payments	0.0	
Self Insurance - Pharmacy Claims	0.0	
Premium Tax On Altcs	0.0	

## Program Expenditure Schedule

<b>Agency:</b>	<b>Department of Environmental Quality</b>
<b>Program:</b>	<b>SLI Safe Drinking Water</b>

	<u>FY 2020 Actual</u>	<u>FY 2021 Expd. Plan</u>
Other Insurance-Related Charges	0.0	
Internal Service Data Processing	0.0	
Internal Service Data Proc- Pc/Lan	0.0	
External Programming-Mainframe/Legacy	0.0	
External Programming- Pc/Lan/Serv/Web	0.0	
External Data Entry	0.0	
Othr External Data Proc-Mainframe/Legacy	0.0	
Othr External Data Proc-Pc/Lan/Serv/Web	0.0	
Pmt for AFIS Development & Usage	0.0	
Internal Service Telecommunications	0.0	
External Telecom Long Distance-In-State	5.4	
External Telecom Long Distance-Out-State	0.0	
Other External Telecommunication Service	0.0	
Electricity	0.0	
Sanitation Waste Disposal	0.0	
Water	0.0	
Gas And Fuel Oil For Buildings	0.0	
Other Utilities	0.0	
Building Rent Charges To State Agencies	0.0	
Priv Lease To Own Bld Rent Chrgs To Agy	0.0	
Cert Of Part Bld Rent Chrgs To Agy	76.4	
Rental Of Land And Buildings	0.0	
Rental Of Computer Equipment	0.0	
Rental Of Other Machinery And Equipment	0.0	
Miscellaneous Rent	0.0	
Interest On Overdue Payments	0.0	
All Other Interest Payments	0.0	
Internal Acct/Budg/Financial Svcs	0.0	
Other Internal Services	0.0	
Repair And Maintenance - Buildings	0.1	
Repair And Maintenance - Vehicles	0.4	
Repair And Maint - Mainframe And Legacy	0.0	
Repair And Maint-Pc/Lan/Serv/Web	0.0	
Repair And Maintenance - Other Equipment	0.0	
Other Repair And Maintenance	0.0	
Software Support And Maintenance	7.5	
Uniforms	0.2	
Inmate Clothing	0.0	
Security Supplies	0.0	
Office Supplies	2.8	
Computer Supplies	1.3	
Housekeeping Supplies	0.0	
Bedding And Bath Supplies	0.0	
Drugs And Medicine Supplies	0.0	
Medical Supplies	0.0	
Dental Supplies	0.0	
Automotive And Transportation Fuels	0.0	
Automotive Lubricants And Supplies	0.0	
Rpr And Maint Supplies-Not Auto Or Build	0.0	
Repair And Maintenance Supplies-Building	0.0	
Other Operating Supplies	0.5	

## Program Expenditure Schedule

<b>Agency:</b>	<b>Department of Environmental Quality</b>
<b>Program:</b>	<b>SLI Safe Drinking Water</b>

	<b>FY 2020 Actual</b>	<b>FY 2021 Expd. Plan</b>
Publications	0.0	
Aggregate Withheld Or Paid Commissions	0.0	
Lottery Prizes	0.0	
Lottery Distribution Costs	0.0	
Material for Further Processing	0.0	
Other Resale Supplies	0.0	
Loss On Sales Of Capital Assets	0.0	
Loss on Sales of Investments	0.0	
Employee Tuition Reimbursement-Graduate	0.0	
Employee Tuition Reimb Under-Grad/Other	0.4	
Conference Registration-Attendance Fees	0.4	
Other Education And Training Costs	3.6	
Advertising	0.0	
Sponsorships	0.0	
Internal Printing	0.0	
External Printing	16.6	
Photography	0.0	
Postage And Delivery	0.0	
Document shredding and Destruction Services	0.0	
Translation and Sign Language Services	0.0	
Distribution To State Universities	0.0	
Other Intrastate Distributions	0.0	
Awards	0.0	
Entertainment And Promotional Items	0.0	
Dues	10.4	
Books- Subscriptions And Publications	0.2	
Costs For Digital Image Or Microfilm	0.0	
Revolving Fund Advances	0.0	
Credit Card Fees Over Approved Limit	0.0	
Relief Bill Expenditures	0.0	
Surplus Property Distr To State Agencies	0.0	
Security Services	0.0	
Judgments - Damages	0.0	
ICA Payments to Claimants Confidential	0.0	
Jdgmnt-Confidential Restitution To Indiv	0.0	
Judgments - Non-Confidential Restitution	0.0	
Judgments - Punitive And Compensatory	0.0	
Pmts Made to Resolve/Disputes/Avoid Costs of Litigation	0.0	
Pmts For Contracted State Inmate Labor	0.0	
Payments To State Inmates	0.0	
Bad Debt Expense	0.0	
Interview Expense	0.0	
Employee Relocations-Nontaxable	0.0	
Employee Relocations-Taxable	0.0	
Non-Confidential Invest/Legal/Law Enf	0.0	
Conf/Sensitive Invest/Legal/Undercover	0.0	
Fingerprinting, Background Checks, Etc.	0.0	
Other Miscellaneous Operating	0.0	

## Program Expenditure Schedule

<b>Agency:</b>	<b>Department of Environmental Quality</b>
<b>Program:</b>	<b>SLI Safe Drinking Water</b>

	<b>FY 2020 Actual</b>	<b>FY 2021 Expd. Plan</b>
<b>Expenditure Category Total</b>	<b>126.2</b>	<b>127.7</b>
<b>Appropriated</b>		
EV4150-A Safe Drinking Water Program Fund (Appropriated)	126.2	127.7
<b>Fund Source Total</b>	<b>126.2</b>	<b>127.7</b>
Current Year Expenditures		13.0
Capital Equipment Budget And Approp	0.0	
Vehicles Capital Purchase	0.0	
Vehicles Capital Leases	0.0	
Furniture Capital Purchase	0.0	
Depreciable Works Of Art & Hist Treas/Coll Capital Purcha	0.0	
Non Depr Works Of Art & Hist Treas/Coll Cap Purchase	0.0	
Furniture Capital Leases	0.0	
Computer Equipment Capital Purchase	0.0	
Computer Equipment Capital Lease	0.0	
Telecommunication Equip-Capital Purchase	0.0	
Telecommunication Equip-Capital Lease	0.0	
Other Equipment Capital Purchase	0.0	
Other Equipment Capital Leases	0.0	
Purchased Or Licensed Software-Website	0.0	
Internally Generated Software-Website	0.0	
Development in Progress	0.0	
Right-Of-Way/Easement/Extraction Rights	0.0	
Oth Int Assets purchased, licensed or internally generate	0.0	
Other intangible assets acquired by capital lease	0.0	
Other Capital Asset Purchases	0.0	
Leasehold Improvement-Capital Purchase	0.0	
Other Capital Asset Leases	0.0	
Non-Capital Equip Budget And Approp	0.0	
Vehicles Non-Capital Purchase	0.0	
Vehicles Non-Capital Leases	0.0	
Furniture Non-Capital Purchase	0.0	
Works Of Art And Hist Treas-Non Capital	0.0	
Furniture Non-Capital Leases	0.0	
Computer Equipment Non-Capital Purchase	10.4	
Computer Equipment Non-Capital Lease	0.0	
Telecomm Equip Non-Capital Purchase	0.0	
Telecomm Equip Non-Capital Leases	0.0	
Other Equipment Non-Capital Purchase	0.0	
Weapons Non-Capital Purchase	0.0	
Other Equipment Non-Capital Lease	0.0	
Purchased Or Licensed Software/Website	0.0	
Internally Generated Software/Website	0.0	
LICENSES AND PERMITS	0.0	
Right-Of-Way/Easement/Extraction Exp	0.0	
Other Intangible Assets - Purchased, Licensed or Internall	0.0	
Noncapital Software/Web By Capital Lease	0.0	
Other Intangible Assets Acquired by Capital Lease	0.0	
Other Long Lived Tangible Assets to be Expenses	0.0	
Non-Capital Equipment Excluded from Cost Allocation	0.0	



## Program Expenditure Schedule

<b>Agency:</b>	Department of Environmental Quality
<b>Program:</b>	SLI Safe Drinking Water

	FY 2020 Actual	FY 2021 Expd. Plan
<b>Expenditure Category Total</b>	<b>10.4</b>	<b>13.0</b>
<b>Appropriated</b>		
EV4150-A Safe Drinking Water Program Fund (Appropriated)	10.4	13.0
<b>Fund Source Total</b>	<b>10.4</b>	<b>13.0</b>

Capital Outlay	0.0	0.0
<b>Expenditure Category Total</b>	<b>0.0</b>	<b>0.0</b>

Debt Service	0.0	0.0
<b>Expenditure Category Total</b>	<b>0.0</b>	<b>0.0</b>

Cost Allocation	335.8	406.8
<b>Expenditure Category Total</b>	<b>335.8</b>	<b>406.8</b>

<b>Appropriated</b>		
EV4150-A Safe Drinking Water Program Fund (Appropriated)	335.8	406.8
<b>Fund Source Total</b>	<b>335.8</b>	<b>406.8</b>

Transfers	12.8	3.0
<b>Expenditure Category Total</b>	<b>12.8</b>	<b>3.0</b>

<b>Appropriated</b>		
EV4150-A Safe Drinking Water Program Fund (Appropriated)	12.8	3.0
<b>Fund Source Total</b>	<b>12.8</b>	<b>3.0</b>

<b>Employee Retirement Coverage</b>			
<b>Retirement System</b>	<b>FTE</b>	<b>Personal Services</b>	<b>Fund#</b>
Arizona State Retirement System	13.7	653.9	EV4150-A

## Administrative Costs

**Agency:** Department of Environmental Quality

### Administrative Costs Summary

Common Administrative Area	FY 2021
Personal Services	7,156.9
ERE	2,560.0
All Other	3,562.3
<b>Administrative Costs Total:</b>	<b>13,279.2</b>




### Administrative Cost / Total Expenditure Ratio

	Request	Admin %
<b>FY 2021</b>	170,527.5	7.8%

Rent Type	Agency Name	Location	FY 2020 Rent	Fund Source	Fund Share	% Total Cost	Sq Ft By Fund	Type	Sq Ft	Anticipated FY 2021 Rent
COSF	Emerg Man & Mil Affairs	400 W Congress St	\$8.0					Total	450	\$8.0
								Office	450	\$8.0
								Storage	0	\$0.0
				1000	\$8.0	100%	450			
Land Trust	Emerg Man & Mil Affairs	Florence Gunnery 023-071607-03	\$2.4					Total		\$2.4
				1000	\$2.4	100%				
Land Trust	Emerg Man & Mil Affairs	Florence Gunnery 089-098948-00	\$204.3					Total		\$204.3
				1000	\$204.3	100%				
COSF	Environmental Quality	400 W Congress St	\$162.0					Total	9,065	\$162.0
								Office	9,065	\$162.0
								Storage	0	\$0.0
				9000	\$162.0	100%	9,065			
COSF	Environmental Quality	416 W Congress St	\$20.0					Total	1,118	\$20.0
								Office	1,118	\$20.0
								Storage	0	\$0.0
				9000	\$20.0	100%	1,118			
Land Trust	Environmental Quality	Queen Valley	\$1.8					Total		\$1.8
				2000	\$1.8	100%				
COP	Environmental Quality	1110 W Washington	\$3,336.5					Total	156,790	\$3,370.5
				9000	\$3,336.5	100%	156,790			
COSF	Equalization	400 W Congress St	\$27.1					Total	1,518	\$27.1
								Office	1,518	\$27.1
								Storage	0	\$0.0
					\$27.1	100%	1,518			
COSF	Equalization	416 W Congress St	\$2.0					Total	111	\$2.0
								Office	111	\$2.0
								Storage	0	\$0.0
				1000	\$2.0	100%	111			
COP	Equalization	100 N 15th Ave	\$92.8					Total	4,362	\$94.3
				1000	\$92.8	100%				
COSF	Executive Clemency	1645 W Jefferson St	\$117.7					Total	6,689	\$117.7
								Office	6,530	\$116.7
								Storage	159	\$1.0
				1000	\$117.7	100%	6,689			

Agency & Fund	Fund Split of Agency Total		FY 2020	FY 2021
<b>DCA - Department of Corrections</b>	<b>100%</b>	<b>\$</b>	<b>8,320,800</b>	<b>\$ 8,320,800</b>
1000 - GENERAL FUND	100%	\$	8,320,800	\$ 8,320,800
<b>DEA - Department of Economic Security</b>	<b>100%</b>	<b>\$</b>	<b>2,628,900</b>	<b>\$ 2,628,900</b>
1000 - GENERAL FUND	1%	\$	34,200	\$ 34,200
DE2000 - FEDERAL GRANTS	99%	\$	2,594,700	\$ 2,594,700
<b>DFA - Commission for the Deaf and the Hard of</b>	<b>100%</b>	<b>\$</b>	<b>5,800</b>	<b>\$ 5,800</b>
DF2047 - TELECOMMUNICATION FUND FOR THE DEAF	100%	\$	5,800	\$ 5,800
<b>DJA - Department of Juvenile Corrections</b>	<b>100%</b>	<b>\$</b>	<b>261,800</b>	<b>\$ 261,800</b>
1000 - GENERAL FUND	23%	\$	61,100	\$ 61,100
DJ2487 - ST ED SYS FOR COMMITTED YOUTH CLASS	8%	\$	21,000	\$ 21,000
DJ3029 - ENDOWMENTS LAND EARNINGS	69%	\$	179,700	\$ 179,700
<b>DOA - Board of Dispensing Opticians</b>	<b>100%</b>	<b>\$</b>	<b>1,100</b>	<b>\$ 1,100</b>
DO2046 - BOARD OF DISPENSING OPTICIANS FUND	100%	\$	1,100	\$ 1,100
<b>DTA - Department of Transportation</b>	<b>100%</b>	<b>\$</b>	<b>15,981,300</b>	<b>\$ 15,981,300</b>
DT2005 - STATE AVIATION FUND	0%	\$	49,100	\$ 49,100
DT2029 - REGIONAL AREA ROAD FUND - MARICOPA	7%	\$	1,152,800	\$ 1,152,800
DT2030 - STATE HIGHWAY FUND	92%	\$	14,779,400	\$ 14,779,400
<b>DXA - Board of Dental Examiners</b>	<b>100%</b>	<b>\$</b>	<b>13,200</b>	<b>\$ 13,200</b>
DX2020 - DENTAL BOARD	100%	\$	13,200	\$ 13,200
<b>EBA - State Board of Education</b>	<b>100%</b>	<b>\$</b>	<b>1,100</b>	<b>\$ 1,100</b>
1000 - GENERAL FUND	100%	\$	1,100	\$ 1,100
<b>ECA - Citizens' Clean Elections Commission</b>	<b>100%</b>	<b>\$</b>	<b>2,100</b>	<b>\$ 2,100</b>
EC2425 - CITIZENS CLEAN ELECTION FUND	100%	\$	2,100	\$ 2,100
<b>EDA - Department of Education</b>	<b>100%</b>	<b>\$</b>	<b>131,100</b>	<b>\$ 131,100</b>
1000 - GENERAL FUND	21%	\$	27,200	\$ 27,200
ED2000 - FEDERAL GRANTS	56%	\$	73,400	\$ 73,400
ED2399 - TEACHER CERTIFICATION FUND	3%	\$	4,000	\$ 4,000
ED2500 - IGA	0%	\$	200	\$ 200
ED2570 - EMPOWERMENT SCHOLARSHIP ACCOUNT	2%	\$	2,900	\$ 2,900
ED4209 - DOE INTERNAL SERVICES FUND	1%	\$	1,900	\$ 1,900
ED4210 - EDUCATION COMMODITY	1%	\$	900	\$ 900
ED4211 - DOE PRODUCTION REVOLVING FUND	1%	\$	1,200	\$ 1,200
ED9000 - INDIRECT COST RECOVERY	15%	\$	19,400	\$ 19,400
<b>EOA - Office of Economic Opportunity</b>	<b>100%</b>	<b>\$</b>	<b>5,400</b>	<b>\$ 5,400</b>
1000 - GENERAL FUND	17%	\$	900	\$ 900
EO2000 - FEDERAL GRANTS FUND	68%	\$	3,700	\$ 3,700
EO2500 - INTERAGENCY SERVICE AGREEMENT FUND	9%	\$	500	\$ 500
EO3888 - Office of Economic Opportunity Operations	6%	\$	300	\$ 300
<b>EQA - Board of Equalization</b>	<b>100%</b>	<b>\$</b>	<b>6,600</b>	<b>\$ 6,600</b>
1000 - GENERAL FUND	100%	\$	6,600	\$ 6,600
<b>EVA - Department of Environmental Quality</b>	<b>100%</b>	<b>\$</b>	<b>194,400</b>	<b>\$ 194,400</b>
EV3450 - Underground Storage Tank Revolving Fund	100%	\$	194,400	\$ 194,400
<b>FAA - Arizona Finance Authority</b>	<b>100%</b>	<b>\$</b>	<b>5,900</b>	<b>\$ 5,900</b>
FA4309 - CW Fee Program Income Fund	22%	\$	1,300	\$ 1,300
FA4322 - DW Fees Non Program Fund	65%	\$	3,800	\$ 3,800
FA5352 - Arizona Finance Authority Operations Fund	13%	\$	800	\$ 800





# BUDGET TEAM

August 31, 2020

*From left to right: Sarah Poole, Mahota Hadley, Sammantha Dehart, Terry Mayer, Patricia Tellinghuisen, Andrea Baca, Steve Benton, Mark Williams, Gladys Cana-Galiegos, Brett James*