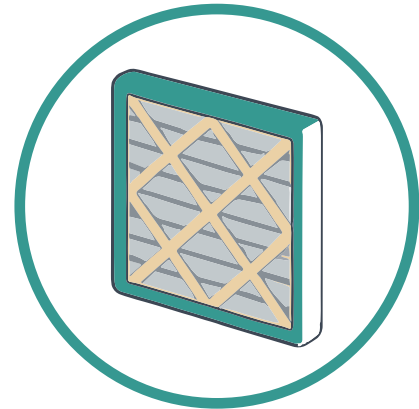




## DIY INDOOR AIR PURIFIER



20" x 20"  
AIR FILTER



20" x 20"  
BOX FAN



TAPE

**Instructions:** Tape the air filter to the back of the box fan. Ensure filter is positioned for air to flow through. Replace filter as needed.

## SMOKE INFORMATION RESOURCES ADEQ

### Wildfire Support:

- [azdeq.gov/WildfireSupport](http://azdeq.gov/WildfireSupport)

### Smoke Management:

- [azdeq.gov/SmokeManagement](http://azdeq.gov/SmokeManagement)

### Air Quality Monitoring:

- [phoenixvis.net/PPMmain.aspx](http://phoenixvis.net/PPMmain.aspx)

### Arizona Department of Health Services:

- [bit.ly/ADHS\\_WildfireSafety](http://bit.ly/ADHS_WildfireSafety)

## PROTECT YOURSELF FROM SMOKE

If you see, smell or taste smoke and you or your family is beginning to experience symptoms, consider some of the following actions:



Temporarily relocate to another area as long as it is safe for you to do so. Stay indoors with doors and windows closed.



Run the air conditioning on recirculate or the fan feature with a clean filter on your home system with the heat turned off.



Run room air filtration units that use High Efficiency Particulate Air or DIY Filters.



Reduce your physical activity, and do not exercise.



Learn more about the 5-3-1 Rule. Visit: [azdeq.gov/wildfire-faqs](http://azdeq.gov/wildfire-faqs)

***If symptoms persist or become more severe, please contact your primary health care provider — even persons considered healthy can experience symptoms when exposed to smoke!***

## TYPES OF FIRE



Residential  
Woodburning



Open Burning



Wildfire



Prescribed  
Fire



Unintentional  
Fire