



DEQ

Arizona Department of Environmental Quality

Tier II Report User Guide For Fire Agency/LEPC

Table of Contents

1.0 TIER II Overview.....	2
2.0 Obtain Access - FIRE AGENCY / LEPC MEMBER.....	3
3.0 Login.....	6
4.0 Application.....	9

1.0 TIER II Overview

myDEQ Online Portal

ADEQ has created an application within myDEQ, the agency's online portal, that facilitates companies to comply with EPCRA Tier II reporting requirements.

Reports Due: Tier II reports are due by March 1 of each year. These reports contain chemical data for the previous year.

Amendments: Once a report is submitted, companies can amend to correct any data in the report.

New Chemicals: If new chemicals are utilized, companies are required to report the new chemicals under Section 311 reporting within 90 days.

New Facilities: For new facilities, companies will submit the facility details and chemical inventory and Safety Data Sheets under Section 311 reporting.

Obtain Access: A fire agency (department/district) representative or member of an LEPC can obtain access to myDEQ online portal to:

- View and download electronic Tier II reports submitted by facilities in your jurisdiction
- Review reports, Facility Emergency Response Plans, and Safety Data Sheets for planning and incident response
- Search and filter to locate site-specific information quickly and easily
- Acknowledge the receipt of plans and other documents on behalf of your organization

2.0 Obtain Access - Fire Agency / LEPC Member

1. Getting Started

A fire agency (department/district) representative or a member of an LEPC can obtain access to the portal by following the listed steps:

STEP 1: On the ADEQ Tier II webpage, azdeq.gov/TierII, download the Electronic Agreement Form located under the Section - *“Complete Tier II Reporting with myDEQ”*. Expand the *A first responder or an LEPC representation* section.

Complete Tier II Reporting with myDEQ | How to use myDEQ as:

A facility that is required to submit a Tier II report



A first responder or an LEPC representative



If you are a fire agency (department/district) representative or if you are a member of an LEPC, you are authorized to view Tier II reports submitted for facilities in your jurisdiction. You will be able to access myDEQ to:

- View and download electronic Tier II reports for facilities in your jurisdiction
- Review reports, Facility Emergency Response Plans, and Safety Data Sheets for planning and incident response
- Search and filter to locate site-specific information quickly and easily
- Acknowledge the receipt of plans and other documents on behalf of your organization

Getting Started

- Request access today – Please send the completed Electronic Agreement Form by email | [View/Download Form >](#) | [Email >](#)
- If you’ve already requested access to the myDEQ portal, you will receive an automated azdeq.gov email from DoNotReply with your login instructions | [Log In >](#)

Email the completed form to Tier2@azdeq.gov



Arizona Emergency Response Commission

1110 W. Washington Street, Phoenix, AZ 85007 | 602-771-0397 | adeq.gov/AZSERC

myDEQ Tier II Electronic Reporting Agreement

An agency who registers through myDEQ will have access to the Tier II Chemical Inventory reports, site maps, facility emergency response plans (FERPs) and safety data sheets (SDSs) for facilities in their area.

By agreeing to accept reports electronically, your agency will no longer receive paper copies of Tier II reports or plans. When a facility files their reports through myDEQ, they have met their requirements to provide this information to your agency.

If you agree to participate in electronic Tier II reporting, please return this completed form to tier2@azdeq.gov

What organization are you requesting an account on behalf of? (Please select all that apply)

- Fire Agency
- Local Emergency Planning Committee (LEPC)
- Other (please specify)

What is the name of your organization?

What county (or counties) is your organization located in?

Contact Information

Name:

Email:

Phone #:

Are there other members of your organization that need access to the Tier II reporting system?

- Yes (how many)
- No

Please enter the names AND email addresses and phone numbers of those who may also need access to Tier II reports in myDEQ.

Name, Email, Phone:

By completing this form, you are consenting to accept Tier II reports electronically on behalf of your organization (A.R.S. 49-130 D).

Signature:

Date:

STEP 2: Upon submission, ADEQ will create your profile and email you the login Instructions.

NOTE: The email will be from DoNotReply@azdeq.gov. If you do not see this email, check your spam folder.


STEP 3: Upon receipt of the email confirmation, you will be able to login. Click the link to login.

myDEQ | WELCOME FIRST RESPONDER 



From DoNotReply@azdeq.gov on 2026-01-07 10:36

 Details  Headers  Plain text



WELCOME TO MYDEQ ONLINE PORTAL

MYDEQ ACCOUNT SETUP COMPLETED



Dear latha toopal,

ADEQ has created your First Responder account in myDEQ.

The following link will direct you to the myDEQ Login Page. Please follow the instructions on the login page to login into myDEQ online portal.

myDEQ Login Page : [myDEQ Portal Login](#)

Thank you,



3.0 Login

Once your profile has been created, you can also login at azdeq.gov/TierII.

A first responder or an LEPC representative

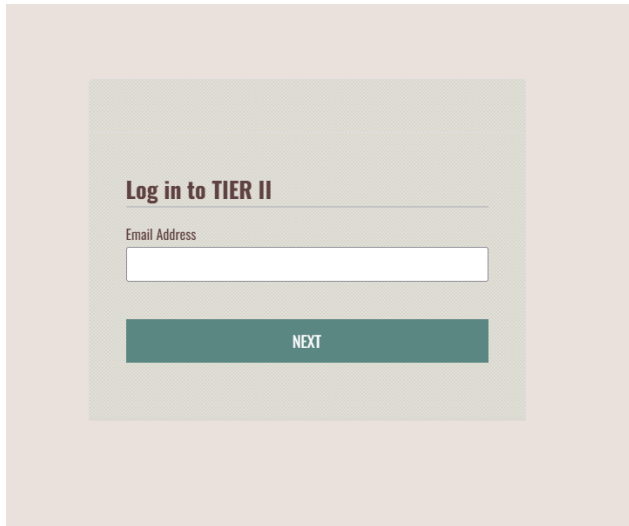
If you are a fire agency (department/district) representative or if you are a member of an LEPC, you are authorized to view Tier II reports submitted for facilities in your jurisdiction. You will be able to access myDEQ to:

- View and download electronic Tier II reports for facilities in your jurisdiction
- Review reports, Facility Emergency Response Plans, and Safety Data Sheets for planning and incident response
- Search and filter to locate site-specific information quickly and easily
- Acknowledge the receipt of plans and other documents on behalf of your organization

Getting Started

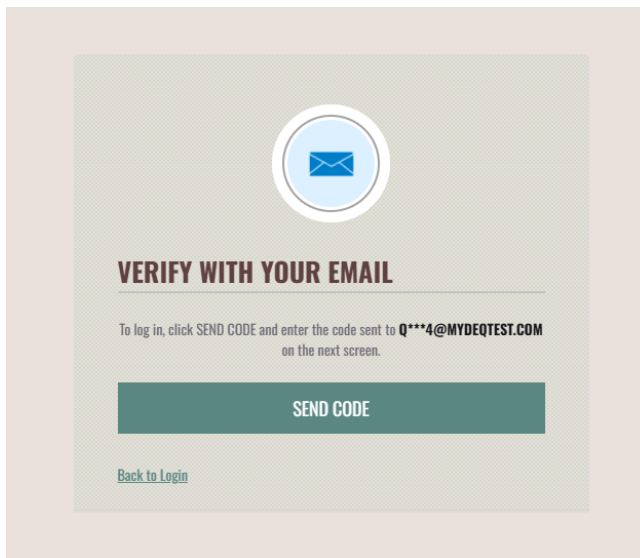
- Request access today – Please send the completed Electronic Agreement Form by email | [View/Download Form >](#) | [Email >](#)
- If you've already requested access to the myDEQ portal, you will receive an automated azdeq.gov email from DoNotReply with your login instructions | [Log In >](#)

Enter your email to login.



The screenshot shows a login interface with a light beige background. At the top, the text "Log in to TIER II" is displayed in a bold, dark font. Below this, the label "Email Address" is positioned above a white rectangular input field. At the bottom of the form area, there is a dark teal button with the word "NEXT" written in white capital letters.

Click **SEND CODE** to receive a one-time verification code.





The screenshot shows a verification screen with a light beige background. At the top center, there is a circular icon containing a blue envelope symbol. Below the icon, the text "VERIFY WITH YOUR EMAIL" is displayed in a bold, dark font. Underneath, a smaller line of text reads: "To log in, click SEND CODE and enter the code sent to Q***4@MYDEQTEST.COM on the next screen." At the bottom of the form area, there is a dark teal button with the words "SEND CODE" written in white capital letters. In the bottom left corner, there is a link labeled "Back to Login" in a smaller, blue font.

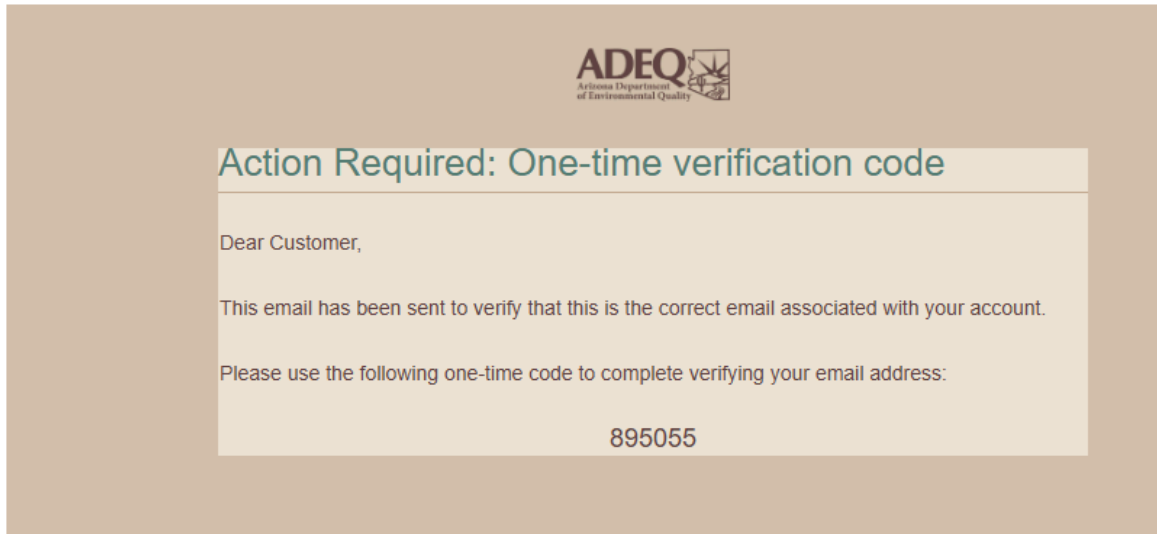
Enter the code emailed to you.

One-time verification code 



From DoNotReply - AZDEQ on 2026-01-07 10:47

 Details  Headers  Plain text



Upon entering the code, you will be logged in.

4.0 APPLICATION

The application lists THREE tabs:

- **PLAN INVENTORY**
- **REPORT INVENTORY**
- **TIER II REPORT ADVANCED SEARCH**

PLAN INVENTORY

This tab lists the plan inventory from the individual facilities. Click **VIEW** to see the details of the Plan where you can download the PDF.

TIER II REPORTS

PLAN INVENTORY REPORT INVENTORY TIER II REPORT ADVANCED SEARCH

Use this tab to view, download, and review submitted plans.
Use the search bar to look for facilities from the following list. Click VIEW to review and acknowledge plans submitted for the selected facility.

PLAN INVENTORY **TOTAL: 4218**

Search by any column name. **SEARCH >**

Company Name	Facility ID#	Facility Name	Facility Address	Action
Applied Materials, Inc.	T2-01342	Applied Materials, Inc	8175 S HARDY DR TEMPE, AZ 85284	VIEW
Arizona Electric Power Coopera...	T2-01532	AEPKO APACHE GENERATING STATIO...	3525 N HIGHWAY 191 COCHISE, AZ 85606	VIEW
Arizona Electric Power Coopera...	T2-01961	APACHE SOLAR GENERATING FACILI...	3800 N HIGHWAY 191 COCHISE, AZ 85606	VIEW
Sunstate Equipment Co., Llc	T2-02559	SUNSTATE EQUIPMENT CO., LLC (A...	3375 S WINCHESTER RD APACHE JUNCTION, AZ 8511...	VIEW
Take 5 Properties Spv Llc	T2-02914	TAKE 5 OIL CHANGE 30911	10728 E APACHE TRL APACHE JUNCTION, AZ 85120	VIEW
Arcadia Cold Phoenix, Llc	T2-03217	ARCADIA COLD STORAGE	13100 W JOE R RAMIREZ RD EL MIRAGE, AZ 85335	VIEW
Kcg, Inc.	T2-03694	MAGNUM PRODUCTS	4816 S DELAWARE DR APACHE JUNCTION, AZ 85120	VIEW
Arizona Electric Power Coopera...	T2-03881	MESQUITE 10 MW BATTERY ENERGY	Latitude: 32.054880 / Longitude: 109.880208	VIEW

Here you can download the plan, safety data sheets, and any 311 reports.

Upon review, click on the checkbox under “**Acknowledged**” to show that the plan is reviewed. Return to the list by clicking on the **RETURN TO LISTING** button located in the top left corner.

[← RETURN TO LISTING](#)

FACILITY ID#: T2-01342

Company ID#:	60399	Facility ID#:	60399
Company Name:	Applied Materials, Inc.	Facility Name:	Applied Materials, Inc.
Company Address:	8175 S Hardy Dr Tempe, AZ 85284		
Email:	MICHAEL_MCKAY@AMAT.COM		

FACILITY PLANS INFORMATION

View the following facility plans.

Acknowledged	FD Acknowledgment Status	FD Acknowledgment Date	Plan Type	File Name	Last Modified
<input type="checkbox"/>	PENDING	-	Facility Emergency Response Plan	ERP Rev 8 13 2020.pdf	02/07/2024
<input type="checkbox"/>	PENDING	-	Site Map	site map for Tier II.docx	02/07/2024
<input type="checkbox"/>	-	-	Hazardous Materials Inventory List	Not uploaded	-
<input type="checkbox"/>	-	-	Other	Not uploaded	-

REPORT INVENTORY

Based on the agency you requested access for, you can view all facilities reported by calendar year.

The screenshot displays the 'TIER II REPORTS' interface. At the top, there are three tabs: 'PLAN INVENTORY', 'REPORT INVENTORY' (which is active), and 'TIER II REPORT ADVANCED SEARCH'. Below the tabs, a message states 'You are currently viewing for:' followed by a list of selected filters: Rio Verde Fire District, Rural Metro - West Maricopa Fire Department, Rural Metro - Litchfield Park, Rural Metro - Paradise Valley, Apache-Sitgreaves National Forest, Arivaca Fire District, Casa Grande Fire Department, and Cascabel Volunteer Fire Department. A 'CHANGE FILTER' button is located to the right of the filter list. Below the filters, there are three year selection buttons: 2026, 2025 (which is selected), and 2024. The main content area is titled 'FACILITIES' and shows a 'TOTAL: 4188'. A note states 'The following list only refers to facilities that have submitted Tier II Reports.' Below this is a search bar with the placeholder text 'Search by any column name.' and a 'SEARCH >' button. The table below the search bar has the following columns: Facility ID#, Facility Name, Company Name, Facility County, Cell Site, Last Modified Date, Fire Department, Status, and Action. The table contains three rows of data:

Facility ID#	Facility Name	Company Name	Facility County	Cell Site	Last Modified Date	Fire Department	Status	Action
T2-00579	W108 BAILEY WELLSITE	City Of Peoria	MARICOPA	N	01/07/2026	Peoria Fire/Medical Depar...	Submitted	VIEW
T2-00100	W102 103RD & BUTLER WELLS...	City Of Peoria	MARICOPA	N	01/07/2026	Peoria Fire/Medical Depar...	Submitted	VIEW
T2-04666	PHO_SKY_HARBOR_ AIRPORT PA	Verizon Wireless - Hq	MARICOPA	Y	12/29/2025	Phoenix Fire Department	In Progress	

Click **VIEW** to see report details.

If you need a report from before 2023, email Tier2@azdeq.gov to request a copy.

After clicking **VIEW**, see the details of the Tier II report. Download the report by clicking **DOWNLOAD REPORT**.

[← RETURN TO LISTING](#)

REPORT ID#: 165072 **DATE SUBMITTED: 01/07/2026**

Company ID#:	15570	Facility ID#:	T2-00579
Company Name:	City Of Peoria	Facility Name:	W108 BAILEY WELLSITE
Company Address:	8401 W Monroe St Peoria, AZ 85345	Reporting Year:	2025
Email:	QA3644@MYDEQTEST.COM	Report Type:	New Report

[DOWNLOAD REPORT](#) 

AZSERC TIER II FACILITY INFORMATION

Facility Information

Facility Name:	W108 BAILEY WELLSITE		
Facility Location:	Latitude: 33.593599 Longitude: -112.220429		
Facility Opened Date:			
Phone#:	602-773-7760	Ext:	

TIER II REPORT ADVANCED SEARCH

Create custom reports by searching by county or fire department and export the search results in a spreadsheet by clicking the **EXPORT** button.

TIER II REPORT - ADVANCED SEARCH

Reporting Year: [CLEAR FILTERS](#)

Company Name:

Facility ID:

Facility Name:

Address Line 1:

Address Line 2:

Facility City:

Facility Zip Code:

Facility County:

Latitude:

Longitude:

Fire Department:

Tribal Land:

Chemical Name:

EHS Chemicals

Cell Site[®]